

# IFA-Proficiency Testing Scheme for Water Analysis

Round CB10  
BTEX and MTBE  
Volatile Halogenated Hydrocarbons

Sample Dispatch: 16 October 2023

In accordance with the procedure: AVKPS.03  
and  
In accordance with the procedure: AVKPS.04

**Address:** **University of Natural Resources and Life Sciences, Vienna**  
 Department of Agrobiotechnology, IFA-Tulln  
 Institute of Bioanalytics and Agro-Metabolomics  
 Head: Prof. DI Dr. Rudolf Krska  
 Konrad-Lorenz-Str. 20  
 3430 Tulln  
 Austria

**Website:** [www.ifatest.eu](http://www.ifatest.eu)  
[www.ifa-tulln.boku.ac.at](http://www.ifa-tulln.boku.ac.at)

**Telephone/Fax:** +43(0) 1 47654 - Ext  
 +43(0) 1 47654 - 97309

**Proficiency Testing (PT) Scheme:**

Coordinator and technical manager:


Dipl.-HTL-Ing. Andrea Koutnik Ext 97306 [andrea.koutnik@boku.ac.at](mailto:andrea.koutnik@boku.ac.at)

Quality assurance representative:

Dr. Wolfgang Kandler Ext 97308 [wolfgang.kandler@boku.ac.at](mailto:wolfgang.kandler@boku.ac.at)

Method specialists:

Ing. Uta Kachelmeier Ext 97361 [uta.kachelmeier@boku.ac.at](mailto:uta.kachelmeier@boku.ac.at)  
 Ing. Caroline Stadlmann Ext 97306 [caroline.stadlmann@boku.ac.at](mailto:caroline.stadlmann@boku.ac.at)

Approved by:	Dipl.-HTL-Ing. Andrea Koutnik	
Round: CB10	Date / Signature:	22.11.2023 

Report: 1. Edition, created on 22 November by Ing. Caroline Stadlmann  
 221 pages

This report summarises the results of round CB10 “Volatile aromatic hydrocarbons and methyl tert-butyl ether (MTBE)” and “Volatile Halogenated Hydrocarbons” within the IFA-Test Proficiency Testing Scheme for Water Analysis. The samples were distributed to 46 participants on Monday, 16 October 2023. Each participant received two or four samples of 600 mL filled into aluminium bottles.

Closing date for reporting results to the IFA-Tulln was Friday, 10 November 2023. 43 laboratories submitted results. To make the participants anonymous, each laboratory obtained a letter code by random.

## Samples

For sample preparation, ultrapure water was spiked with concentrated solutions of inorganic salts in order to simulate the ionic composition of natural ground water. The following salts were added to the samples:  $Mg(NO_3)_2$ ,  $MgSO_4$ ,  $Na_2SO_4$ ,  $NaHCO_3$ ,  $KHCO_3$ ,  $CaCl_2$  and  $Ca(NO_3)_2$ . Prior to sample preparation, samples of ultrapure water and artificial water matrix were analysed by Purge&Trap-GC-MS to exclude contamination.

The samples B-CB10A and B-CB10B were spiked with traces of the following compounds: MTBE, benzene, toluene, ethylbenzene, o-xylene and m-xylene.

The samples C-CB10A and C-CB10B were spiked with traces of trichloroethene, trichloromethane, 1,1,1-trichloroethane, tetrachloromethane, tribromomethane, tetrachloroethene, bromodichloromethane, 1,2-dichloroethane, dibromochloromethane, 1,1-dichloroethene, dichloromethane, cis-1,2-dichloroethene and trans-1,2-dichloroethene.

The calculation of the target concentrations of the compounds was based on the mass of standard added to the samples.

## Homogeneity, accuracy and stability tests at the IFA-Tulln

For verification of homogeneity samples were analysed for the compounds of interest by Purge&Trap-GC-MS measurements prior to shipment to the participants. The results of the measurements are listed in the result tables and the parameter oriented part of the report (“IFA result”).

Usually we perform an additional check of PT-samples’ stability five weeks after sample preparation. The results of the measurements are listed in the result tables and the parameter oriented part of the report (“Stability test”).

## Results

Data evaluation was based on target concentrations that were calculated from the weights of the standards used to prepare the samples.

For sample C-CB10A a theoretical target value ( $x_{pt}$ ) of  $0,153 \mu\text{g/l} \pm 0,012 \mu\text{g/l}$  was calculated for trichloromethane.

The measurement against a certified reference material ( $0,195 \mu\text{g/l} \pm 0,020 \mu\text{g/l}$ ) and the calculated, outlier-adjusted laboratory mean value ( $\bar{X}$ ) ( $0,198 \mu\text{g/l} \pm 0,018 \mu\text{g/l}$ ) resulted in significantly higher values. Likewise, the requirements (DIN ISO 13528, 7.8.1 and 7.8.2; E.7) for the assigned value could not be met.

The assigned value ( $x_{pt}$ ) including the expanded measurement uncertainty is not included in the outlier-adjusted laboratory mean value ( $\bar{X}$ ) and its confidence interval (P=99%). Furthermore, the comparison of the absolute difference between the target value ( $x_{pt}$ ) and the laboratory mean value ( $\bar{X}$ ) considering the measurement uncertainties  $U(x_{pt})$  and  $U(\bar{X})$  does not correspond the default:

$$|x_{pt} - \bar{X}| < 2 * \sqrt{U(x_{pt})^2 + U(\bar{X})^2} .$$

For this reason, a consensus value was calculated from the laboratory means.

Their uncertainty intervals correspond to the expanded uncertainty (coverage factor  $k = 2$ ) as described in the EURACHEM/CITAC Guide “Quantifying Uncertainty in Analytical Measurement, 3<sup>rd</sup> Edition (2012)”.

Recoveries for individual laboratory results and overall mean values are related to the assigned target concentrations. The results were tested for outliers using the Hampel outlier test (level of significance 99 %). A minimum number of four results was required for the outlier test.

1,1,1-trichloroethane was not added to sample C-CB10A and bromodichloromethane and cis-1,2-dichloroethene were not added to sample C-CB10B in order to check the analytical blank values. The target concentrations were set to  $<0.1 \mu\text{g/L}$  1,1,1-trichloroethane,  $<0.1 \mu\text{g/L}$  bromodichloromethane and  $<0.1 \mu\text{g/L}$  cis-1,2-dichloroethene, which meets the minimum quantifiable values defined by the Austrian ground and river water monitoring program and the quantification limits of the analytical methods applied in the IFA.

Standard deviations and coefficients of variation (CVs) were only calculated, when at least three results were available. The recoveries of the target concentrations, calculated from outlier-corrected data mean values ranged between 88.1 % (m,p-xylene in sample B-CB10B) and 102.6 % (MTBE in sample B-CB10A) and between 95.4 % (trichloroethene in sample C-CB10B) and 111.4 % (1,1-dichloroethene in sample C-CB10A and C-CB10B). The between-laboratory coefficients of variation ranged from 7.7 % (benzene in sample B-CB10B) to 21.0 % (m,p-xylene in sample B-CB10A) and from 8.3 % (dibromochloromethane in sample C-CB10B) to 17.3 % (trichloromethane in sample C-CB10A).

All confidence intervals of the outlier-corrected laboratory mean values except that for 1,1-dichloroethene ( $111.4\% \pm 5.3\%$ ) in sample C-CB10B encompass the corresponding target values with their uncertainties.

### **z-Scores**

The most common approach is to form the z-score given by

$$z = \frac{x_i - X}{\sigma_{pt}}$$

$z$	z-score
$x_i$	result of laboratory
$X$	target value or mean value („consensus value“)
$\sigma_{pt}$	standard deviation for proficiency assessment

Thus, the z-score is the ratio of the estimated bias (difference between result and target value) and a standard deviation. The z-score criteria were determined from relative standard deviations from all interlaboratory comparisons that have been organised by the IFA-Tulln from 2012 to 2022. They represent average performance data of all former participating laboratories.

This approach was chosen, because standard deviations of the outlier-corrected measurements substantially vary between individual proficiency test rounds. Averaging standard deviations from proficiency testing rounds of several years can provide standard deviations for proficiency assessment on a broad data basis. It is therefore more suitable than a standard deviation taken directly from the interlaboratory comparison (EN ISO/IEC 17043:2010, B.3.1.3). Another advantage of previously determined standard deviations is that the participants can foresee which z-scores can be expected by their routine analysis methods before participation.

### Calculation example:

A laboratory found 7.20 µg/L for the parameter Dichloromethane (recovery of 120 %). The target value for Dichloromethane was 6.02 µg/L (100 %). The relative standard deviation for proficiency assessment is given in the table below (as well as in the annual program [www.ifatest.eu](http://www.ifatest.eu)) by 14 %, which is 0.84 µg/L Dichloromethane, when based on the target value.

$$z = \frac{x_i - X}{\sigma_{pt}} = \frac{7.20 \mu\text{g/L} - 6.02 \mu\text{g/L}}{0.84 \mu\text{g/L}} \approx 1.4 \quad \text{or} \quad \frac{120\% - 100\%}{14\%} \approx 1.4$$

$z$	z-score
$x_i$	7.20 µg/L equivalent to 120 % (value of the laboratory)
$X$	6.02 µg/L equivalent to 100 % (target value)
$\sigma_{pt}$	0.84 µg/L equivalent to 14 % (standard deviation for proficiency assessment, see table below)

In the case of recalculation, deviations in the last digits may occur due to the fact that rounded values are given in the report for clarity.

The following table lists the standard deviations for proficiency assessment and their limits of applicability. Z-scores were only calculated, if the target values were higher than these limits. **Thus, no z-scores were calculated for 1,2-dichloroethane in sample C-CB10B.**

Parameter	Standard deviation for proficiency assessment based on the target value [%]	Lower limit [µg/L]
MTBE	14	0.1
Benzene	15	0.5
Toluene	14	0.7
Ethylbenzene	17	0.5
Sum of m- and p-xylene	19	1.4
o-Xylene	15	0.5
1,1-Dichloroethene	17	0.25
1,2-Dichloroethane	13	0.5
cis-1,2-Dichloroethene	14	0.15
trans-1,2-Dichloroethene	15	0.15
1,1,1-Trichloroethane	13	0.15
Bromodichloromethane	12	0.15
Dibromochloromethane	12	0.2
Dichloromethane	14	1
Tetrachloroethene	15	0.15
Tetrachloromethane	17	0.15
Tribromomethane	15	0.2
Trichloroethene	14	0.15
Trichloromethane	13	0.15

Normally, a classification based on z-scores is made this way:

z-Score	Classification
$\leq 2$	satisfactory
$2 <  z  < 3$	questionable
$\geq 3$	unsatisfactory

The z-scores are listed in the parameter-oriented evaluation in the tables next to the recoveries. Additionally, each laboratory receives a sheet on which the obtained z-scores are summarized and graphically represented. The standard deviations for proficiency assessment are given in concentration units there.

### Illustration of results

An explanation to the illustration of the results is given on the following page.

The **laboratory oriented part** contains the measurement results and reported uncertainties of each individual laboratory for all parameters together with the achieved recoveries in graphical and tabular form. This part of the report also lists tables with the results originally reported by the laboratories.

In the **parameter oriented part** the reported results and corresponding uncertainties are illustrated together with recoveries of the target values and the z-scores for each parameter and all laboratories. This information is presented in graphical and tabular form. Results, which were identified as outliers by the Hampel test are marked with an asterisk (\*) in the column "out". These values were not considered for the calculation of statistical parameters (mean values, standard deviations and confidence intervals). Moreover, the parameter oriented part contains the uncertainties of the target value. The uncertainty intervals correspond to the expanded uncertainty (coverage factor  $k = 2$ ) as described in the EURACHEM / CITAC Guide "Quantifying Uncertainty in Analytical Measurement, 3<sup>rd</sup> Edition (2012)". The uncertainty interval of the reference concentration is illustrated in the graphs as a grey band around the 100 % recovery line.

Results, for which no recoveries could be calculated, are illustrated by one of the following symbols: **FN** (false negative), **FP** (false positive) or • - symbol.

- "FN": a result is considered false negative when the "< result" reported is lower than the corresponding target value, or the measured value was given as "0" when the substance was added.
- "FP": False positive results can only be obtained for compounds that were evaluated on the basis of a "< target value". A result is termed FP if it does not include (strike) the "< target" with its measurement uncertainty.
- "•": All other results for which no recovery can be calculated are illustrated by this symbol

Tulln, 22 November 2023

**Sample C10B**  
**Parameter Dichloromethane**

Target value ± U (k=2) 10,4 µg/l ± 0,5 µg/l **Obtained from mass weighed out, U = uncertainty**

IFA result ± U (k=2) 10,2 µg/l ± 1,0 µg/l **Determined at IFA prior to shipment of samples**

Stability test ± U (k=2) 10,2 µg/l ± 1,0 µg/l **Determined at IFA 5 weeks after sample dispatch**

Lab code	Result	Out	+/-	Unit	Recovery	z-Score
A	11,0		1,28	µg/l	106 %	0,30
B	9,0		1,8	µg/l	87 %	-0,71
C	10		2	µg/l	96 %	-0,20
D				µg/l		
E	13,7		0,40	µg/l	132 %	1,67
F	6,8		0,7	µg/l	65 %	-1,82
G	< 20			µg/l		
H				µg/l		
I	11,0			µg/l	106%	0,30
J	24,1	*	1,51	µg/l	232 %	6,93
K	10,09		1,22	µg/l	97 %	-0,16
L	2,76	*		µg/l	27 %	-3,87
M	6,38		1,87	µg/l	61 %	-2,03
N	< 5		0,5	µg/l	FN	
O	15,6	*	4	µg/l	150 %	2,63
P	10,3		1,0	µg/l	99 %	-0,05
Q	10		1,14	µg/l	96 %	-0,20
R	8,88		0,46	µg/l	85 %	-0,77
S				µg/l		
T	9,03		0,08	µg/l	87 %	-0,69
U	22,5	*	0,5	µg/l	216 %	6,12
V	10,33		0,25	µg/l	99 %	-0,04

Recovery of target value in percent

z-Score of the laboratory

An asterisk indicates a result detected as outlier by Hampel test

Interval expected to encompass target value as stated by participant

	All results	Outliers excl.	Unit
Mean +/- CI (99%)	11,3 ± 3,8	9,7 ± 1,6	µg/l
Recov. +/- CI (99%)	108,3 ± 36,3	93,6 ± 15,1	%
SD between labs	5,3	1,9	µg/l
RSD between labs	47,3	19,1	%
n for calculation	17	13	

Between laboratory standard deviation

Overall laboratory mean and recovery with corresponding confidence intervals (p=99%)

Number of data used for calculation of statistic parameters

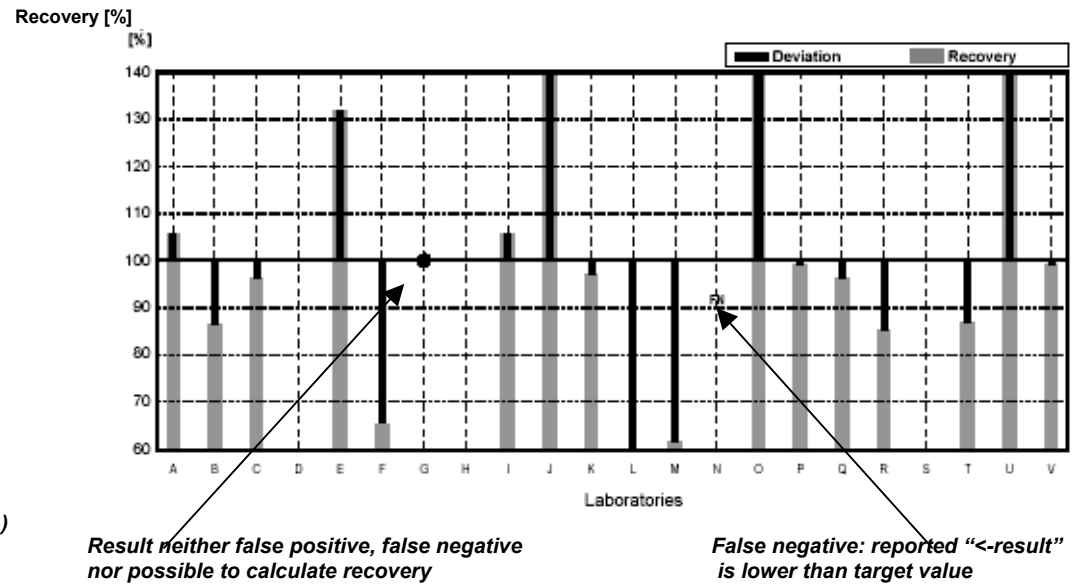
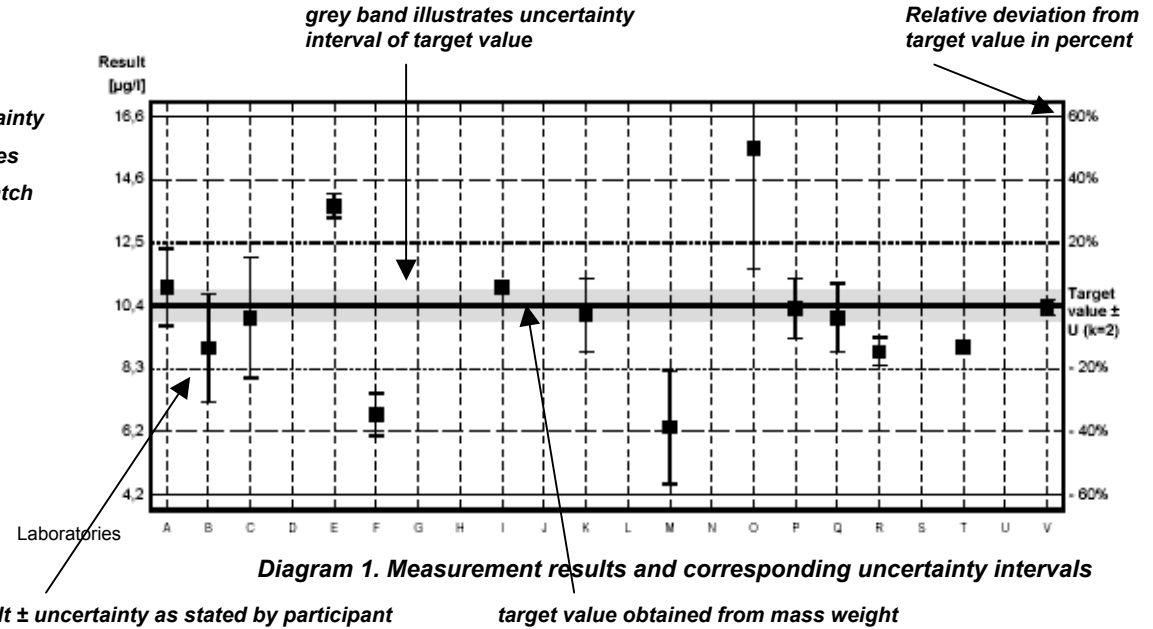


Diagram 2. Recoveries and deviations from target values

EXPLANATION





# Illustration of Results Tables and Parameter Oriented Part

Round CB10  
BTEX and MTBE  
Volatile Halogenated Hydrocarbons

Sample Dispatch: 16 October 2023

## Results Sample B-CB10A

	MTBE	Benzene	Toluene	Ethylbenzene	m, p-Xylene	o-Xylene
Target value	0.61	3.75	1.76	3.03	1.41	1.22
IFA result	0.62	3.52	1.68	3.06	1.45	1.18
Stability test	0.62	3.57	1.74	3.08	1.52	1.22
A						
B						
C		4.81	1.97	3.02	1.48	1.24
D		4.05	1.84	3.46	1.88	1.29
E		3.91	1.75	2.94	1.49	1.32
F	0.59	3.40	1.40	2.55	1.15	1.08
G						
H		3.07	1.42	2.62	0.67	1.06
I	0.69	3.89	1.74	2.98	1.45	1.19
J	<0.1	3.08	1.42	2.38	0.878	0.776
K	0.68	3.66	1.77	2.47	1.21	0.98
L	0.625	3.658	1.766	2.781	1.587	1.160
M	0.65	4.27	1.83	2.71	1.68	1.33
N		3.76	1.78	3.17	1.48	1.27
O						
P		3.80	1.68	3.05	1.51	1.22
Q	0.60	3.53	1.74	2.84	1.22	1.18
R	0.565	3.57	1.68	2.67	1.26	1.08
S	0.504	3.21	1.34	2.48	1.16	0.833
T	<1	3.70	1.90	2.90	1.30	1.10
U	0.58	3.19	1.68	2.34	1.41	0.98
V		4.09	1.57	3.38	0.62	1.16
W	0.429	3.70	1.66	2.93	1.50	1.16
X	0.605	3.68	1.80	2.93	1.53	1.22
Y	0.922	3.690	1.678	3.357	1.665	1.285
Z	0.670	3.735	1.589	2.637	1.265	1.092
AA	0.4994	3.3673	1.5391	2.6105	0.5773	1.0063
AB	0.70	4.16	1.80	2.61	1.11	0.96
AC		4.39	2.10	3.99	1.79	1.57
AD	0.792	4.17	1.79	2.71	1.28	1.09
AE	0.54	3.63	1.63	2.63	1.20	0.97
AN	0.621	3.825	1.724	2.808	1.380	1.142
AO	0.731	3.902	1.901	3.216	1.702	1.329
AP		3.634	1.568	2.730	1.197	1.011
AQ	0.87	7.5	3.36	5.8	1.34	2.18
AR	0.579	3.197	1.552	2.563	1.291	0.986
AS	0.62	3.62	1.73	2.58	1.51	1.16
AT		3.28	1.39	2.60	<2.00	<1.00

All data in µg/L

### Measurement Uncertainties Sample B-CB10A

	MTBE	Benzene	Toluene	Ethylbenzene	m, p-Xylene	o-Xylene
Target value	0.05	0.19	0.10	0.16	0.08	0.07
IFA result	0.05	0.21	0.05	0.13	0.05	0.04
Stability test	0.05	0.22	0.05	0.13	0.06	0.04
A						
B						
C		0.96	0.39	0.60	0.30	0.25
D		0.61	0.28	0.52	0.29	0.20
E		0.78	0.35	0.59	0.28	0.26
F	0.15	0.85	0.35	0.64	0.29	0.27
G						
H		0.10	0.13	0.08	0.03	0.03
I	0.14	0.78	0.35	0.60	0.29	0.24
J		0.432	0.226	0.407	0.167	0.147
K	0.14	0.73	0.35	0.49	0.24	0.20
L	0.164	1.401	0.759	1.363	0.697	0.503
M	0.17	1.11	0.48	0.70	0.44	0.34
N		0.75	0.36	0.63	0.30	0.25
O						
P		0.068	0.151	0.178	0.213	0.058
Q	0.11	0.63	0.31	0.51	0.22	0.21
R	0.113	0.71	0.34	0.53	0.25	0.22
S	0.101	0.64	0.27	0.50	0.23	0.167
T		1.1	0.57	0.87	0.39	0.33
U	0.12	0.64	0.34	0.47	0.28	0.2
V		1.41		1.05		
W	0.086	0.74	0.33	0.59	0.30	0.23
X	0.023	0.035	0.026	0.026	0.040	0.020
Y	0.0507	0.2066	0.0906	0.2283	0.1065	0.0797
Z	0.127	0.859	0.461	0.607	0.392	0.262
AA	0.0699	0.5051	0.2309	0.4960	0.1270	0.2214
AB	0.16	0.32	0.41	0.63	0.22	0.17
AC		1.32	0.63	1.20	0.54	0.47
AD	0.12	0.63	0.27	0.41	0.19	0.16
AE	0.17	1.10	0.43	0.66	0.35	0.28
AN	0.193	0.765	0.379	1.067	0.455	0.297
AO	0.110	0.585	0.285	0.482	0.255	0.199
AP		0.909	0.392	0.682	0.299	0.253
AQ	0.131	1.13	0.50	0.86	0.201	0.327
AR	0.127	0.703	0.357	0.333	0.207	0.128
AS	0.27	0.91	0.76	1.14	0.66	0.51
AT		0.56	0.66	0.56		

All data in µg/L

## Results Sample B-CB10B

	MTBE	Benzene	Toluene	Ethylbenzene	m, p-Xylene	o-Xylene
Target value	1.90	0.82	6.1	0.74	5.9	4.36
IFA result	1.85	0.77	5.7	0.69	5.2	4.10
Stability test	1.88	0.78	5.8	0.70	5.3	4.18
A						
B						
C		1.00	6.67	0.80	5.91	4.44
D		0.87	6.00	0.84	6.14	4.19
E		0.85	5.6	0.74	6.2	4.77
F	2.01	0.78	5.29	0.65	4.79	3.79
G						
H		0.73	4.55	0.71	2.40	3.48
I	2.10	0.87	6.6	0.79	6.0	4.36
J	<0.1	0.772	4.47	0.670	4.22	3.12
K	2.06	0.85	5.85	0.64	4.83	3.66
L	1.698	0.786	5.450	0.671	5.429	3.603
M	2.00	0.95	6.24	0.58	5.28	4.60
N		0.84	6.33	0.77	6.34	4.54
O						
P		1.03	5.2	0.72	5.8	4.22
Q	1.83	0.78	5.8	0.69	5.2	4.16
R	1.78	0.820	5.84	0.594	5.14	3.99
S	1.31	0.653	4.64	0.577	4.44	3.48
T	1.90	0.817	6.53	0.700	5.50	4.07
U	1.81	0.77	5.42	0.64	4.06	3.20
V		0.81	5.9	0.63	3.36	4.78
W	1.76	0.808	6.02	0.732	5.32	4.05
X	2.14	0.817	5.86	0.702	5.88	4.32
Y	4.045	0.791	5.659	0.927	6.767	4.752
Z	2.144	0.817	5.410	0.620	4.976	3.733
AA	1.6455	0.7200	6.5527	0.5956	2.7505	4.2540
AB	2.10	0.91	6.29	0.64	4.73	3.76
AC		0.890	8.18	0.820	9.54	6.87
AD	2.37	0.943	5.90	0.616	5.19	3.92
AE	1.68	0.81	5.60	0.63	4.97	3.46
AN	2.022	0.831	6.051	0.735	6.314	4.697
AO	2.290	0.825	6.201	0.754	6.295	4.441
AP		0.810	5.620	0.712	4.821	3.743
AQ	2.31	1.63	10.2	1.27	5.3	7.2
AR	1.750	0.747	5.166	0.617	4.976	3.537
AS	2.11	0.84	5.9	0.70	5.3	4.00
AT		<1.00	4.25	<1.00	4.15	3.40

All data in µg/L

### Measurement Uncertainties Sample B-CB10B

	MTBE	Benzene	Toluene	Ethylbenzene	m, p-Xylene	o-Xylene
Target value	0.10	0.05	0.3	0.05	0.3	0.22
IFA result	0.14	0.05	0.2	0.03	0.2	0.15
Stability test	0.14	0.05	0.2	0.03	0.2	0.15
A						
B						
C		0.30	1.33	0.24	1.18	0.89
D		0.13	0.9	0.13	0.92	0.63
E		0.17	1.1	0.15	1.2	0.96
F	0.50	0.20	1.32	0.16	1.20	0.95
G						
H		0.02	0.42	0.02	0.09	0.11
I	0.42	0.17	1.3	0.16	1.2	0.87
J		0.108	0.71	0.115	0.802	0.593
K	0.41	0.17	1.17	0.13	0.97	0.73
L	0.445	0.301	2.343	0.329	2.384	1.564
M	0.52	0.25	1.62	0.15	1.37	1.20
N		0.17	1.27	0.15	1.27	0.91
O						
P		0.078	0.61	0.143	0.215	0.070
Q	0.33	0.14	1.04	0.12	0.94	0.75
R	0.36	0.164	1.17	0.119	1.03	0.80
S	0.26	0.131	0.93	0.115	0.89	0.70
T	0.57	0.25	2.0	0.21	1.6	1.2
U	0.36	0.15	1.08	0.13	0.81	0.64
V		0.28		0.20		
W	0.35	0.162	1.20	0.146	1.06	0.81
X	0.034	0.017	0.110	0.007	0.131	0.106
Y	0.2225	0.0443	0.3056	0.0630	0.4331	0.2946
Z	0.407	0.188	1.569	0.143	1.543	0.896
AA	0.2304	0.1080	0.9829	0.1132	0.6051	0.9359
AB	0.48	0.07	1.45	0.15	0.94	0.65
AC		0.270	2.45	0.25	2.86	2.06
AD	0.36	0.14	0.88	0.092	0.78	0.59
AE	0.53	0.25	1.47	0.16	1.44	1.01
AN	0.627	0.166	1.331	0.279	2.084	1.221
AO	0.344	0.124	0.930	0.113	0.944	0.666
AP		0.202	1.405	0.178	1.205	0.936
AQ	0.356	0.246	1.53	0.190	0.79	1.09
AR	0.385	0.164	1.188	0.080	0.796	0.460
AS	0.93	0.21	2.6	0.31	2.3	1.76
AT			1.16		1.75	0.69

All data in µg/L

## Results Sample C-CB10A

	Trichloro-ethene	Tetrachloro-ethene	1,1,1-Tri-chloroethan	Trichloro-methane	Tetrachloro-methane	1,1-Dichloro-	Tribromo-methane
Target value	2.73	1.04	<0.1	0.198	0.300	1.58	0.292
IFA Result	2.56	1.00	<0.1	0.195	0.300	1.51	0.308
Stability test	2.65	1.01	<0.1	0.207	0.318	1.64	0.311
A							
B				0.221			0.249
C	3.06	1.10	<0.05	0.195	0.334	1.91	0.302
D	2.84	1.15	<0.5	<0.5	<0.5	1.50	<0.5
E	3.11	1.02					
F	1.54	1.01	<0.05	0.183	0.283	1.64	0.267
G							
H	1.83	0.88	<0.1	0.192	0.390	1.26	0.208
I	2.880	1.130	<0.020	0.200	0.320	1.760	0.300
J	2.44	0.924	<0.15	0.171	0.297	1.69	
K	2.38	0.98	<0.50	<0.50	<0.50		
L	2.718	1.055	<0.100	0.208	0.315	1.754	0.300
M	2.95	1.15	<0.1	0.194	0.358	1.91	0.248
N	2.80	1.06	<0.1	0.205	0.363	1.81	0.298
O							
P	2.94	1.10	<0.050	0.174	0.299	1.94	0.300
Q	2.64	0.91	<0.05	0.213	0.274	1.73	0.284
R	2.48	1.02	<0.02	0.208	0.304	1.65	0.274
S	2.24	0.720	<0.1	0.160	0.266	1.22	0.278
T	2.20	1.10	<0.1	0.183	0.297	1.50	0.320
U	2.20	0.90	<0.5	<0.5	<0.5		
V	2.86	0.97	<0.1	0.133	0.284		0.309
W	2.82	1.03	<0.1	<0.1	0.322	1.78	0.232
X	2.40	0.951	<0.10	0.181	0.318	1.75	0.255
Y	2.246	1.089	<0.05	0.200	0.349	2.306	0.329
Z	2.570	0.917	<0.05	0.170	0.268	1.577	0.328
AA	2.9739	0.9960	<0.5000	0.1844	0.3174	1.5290	0.2831
AB	2.62	1.05	<0.1	0.270	0.370	1.64	0.390
AC	3.38	1.49	<0.100	0.220	0.620	1.99	0.270
AD	2.86	0.969	<0.1	0.260	0.391	1.84	0.386
AE	2.76	1.04	<0.10	0.213	0.345	1.75	0.338
AF	2.68	1.01	<0.20	0.200	0.295	2.04	0.300
AG	25.9	9.6	<0.1	1.52	2.82	<0.2	2.44
AH	3.67	1.32		0.261	0.382	2.06	0.354
AI		1.479		0.238	0.525		
AJ	2.37	0.96	0.0220	0.120	0.303	1.71	
AK	2.911	1.466	<0.046	1.163	0.392	2.399	0.302
AL			0.219				
AM	2.496	9.75	<bg	0.176	0.338	1.621	0.244

All data in µg/L

## Measurement Uncertainties Sample C-CB10A

	Trichloro-ethene ±	Tetrachloro-ethene ±	1,1,1-Tri-chloroethane ±	Trichloro-methane ±	Tetrachloro-methane ±	1,1-Dichloro-ethene ±	Tribromo-methane ±
Target value	0.14	0.06		0.013	0.018	0.09	0.020
IFA Result	0.13	0.07		0.017	0.030	0.16	0.037
Stability test	0.13	0.07		0.018	0.032	0.18	0.037
A							
B				0.05			0.05
C	0.61	0.22		0.06	0.10	0.38	0.09
D	0.43	0.17				0.23	
E	0.62	0.20					
F	0.38	0.25	0.01	0.05	0.07	0.41	0.07
G							
H	0.21	0.05		0.01	0.03	0.09	0.05
I	0.576	0.226		0.040	0.064	0.352	0.060
J	0.388	0.173		0.032	0.056	0.321	
K	0.48	0.20					
L	1.134	0.452		0.054	0.119	0.405	0.0960
M	0.77	0.30		0.05	0.09	0.50	0.06
N	0.56	0.21		0.04	0.07	0.36	0.06
O							
P	0.110	0.034		0.012	0.014	0.036	0.008
Q	0.47	0.16		0.04	0.05	0.31	0.05
R	0.50	0.28		0.063	0.061	0.33	0.055
S	0.45	0.144		0.032	0.053	0.24	0.056
T	0.66	0.33		0.055	0.089	0.45	0.096
U	0.44	0.18					
V	0.54	0.167		0.036			0.097
W	0.56	0.21			0.064	0.36	0.046
X	0.015	0.014		0.002	0.009	0.036	0.014
Y	0.2495	0.1393		0.0214	0.0449	0.3397	0.0337
Z	0.848	0.303	0.011	0.046	0.051	0.252	0.098
AA	0.5650	0.2390		0.0332	0.0411	0.3364	0.0396
AB	0.857	0.466	0	0.023	0.016	0.079	0.113
AC	1.01	0.45		0.060	0.190	0.60	0.080
AD	0.43	0.145		0.039	0.059	0.28	0.058
AE	0.65	0.26		0.054	0.073	0.42	0.102
AF	0.19	0.085		0.040	0.075	0.40	0.075
AG	4.6	1.9	0	0.20	0.45	0	0.55
AH	0.9	0.4		0.06	0.1	0.6	0.09
AI		0.443		0.071	0.157		
AJ	0.59	0.20	0.004	0.02	0.051	0.29	
AK	1.019	0.542	0.020	0.430	0.221	0.840	0.089
AL							
AM	0.99	0.795		0.035	0.068	0.324	0.049

All data in µg/L

## Results Sample C-CB10A

	Bromodichloro- methane	Dibromochloro- methane	Dichloro- methane	1,2-Dichloro- ethane	cis-1,2- Dichloroethene	trans-1,2- Dichloroethene
Target value	0.61	0.53	1.19	2.92	1.14	2.36
IFA Result	0.60	0.53	1.20	2.80	1.14	2.18
Stability test	0.61	0.53	1.25	2.81	1.18	2.27
A						
B	0.673	0.412				
C	0.65	0.54	1.22	3.32	1.33	2.84
D	0.72	0.64	1.21	2.93	1.30	2.38
E				3.62		
F	0.58	0.50	0.50	3.00	1.18	2.42
G						
H	0.51	0.424	0.85	2.22	0.83	1.86
I	0.610	0.510	1.270	2.910	1.320	2.540
J	0.542	0.430	1.45	2.69	1.18	2.46
K			1.67		1.19	2.51
L	0.659	0.575	1.321	2.989	1.243	2.443
M	0.67	0.475	1.35	3.18	1.09	2.64
N	0.65	0.51	1.23	3.11		
O						
P	0.58	0.489	1.30	2.87	1.32	2.66
Q	0.65	0.53	1.30	3.19	1.13	2.45
R	0.631	0.539	1.52	3.17	1.07	2.39
S	0.550	0.537	1.09	2.35	0.945	1.71
T	0.577	0.567	1.30	2.83	1.20	2.60
U			1.15		1.00	2.19
V	0.65	0.492	0.288	2.88		
W	0.640	0.466	1.28	2.39	1.18	2.53
X	0.571	0.509	1.18	2.68	1.03	2.22
Y	0.679	0.546	1.517	3.560	1.333	2.662
Z	0.623	0.558	1.058	2.999	1.076	2.092
AA	0.6412	0.5576	1.1294	2.8185	1.1694	2.2719
AB	0.720	0.640	1.35	3.08	1.18	2.44
AC	0.610	0.560	1.270	3.01	1.00	3.38
AD	0.786	0.654	1.55	3.41	1.26	2.54
AE	0.65	0.53	1.22	2.97	1.20	2.43
AF	0.632	0.548	1.37	3.13	1.14	2.38
AG	5.5	4.52	11.9	24.6	11.1	25.4
AH	0.792	0.673	1.74	4.01	1.53	3.12
AI				3.308		
AJ			1.26	2.49	1.03	2.44
AK	0.730	0.605	1.714	3.375	1.671	3.251
AL						
AM	0.533	0.481	<bg	2.495	0.892	2.684

All data in µg/L



## Measurement Uncertainties Sample C-CB10A

	Bromodichloro- methane ±	Dibromochloro- methane ±	Dichloro- methane ±	1,2-Dichloro- ethane ±	cis-1,2- Dichloroethene ±	trans-1,2- Dichloroethene ±
Target value	0.03	0.03	0.09	0.15	0.06	0.12
IFA Result	0.06	0.04	0.03	0.18	0.07	0.12
Stability test	0.06	0.04	0.03	0.18	0.07	0.12
A						
B	0.05	0.05				
C	0.20	0.16	0.24	0.66	0.27	0.57
D	0.11	0.10	0.18	0.44	0.20	0.36
E				0.72		
F	0.15	0.13	0.13	0.75	0.29	0.60
G						
H	0.05	0.07	0.05	0.29	0.05	0.07
I	0.122	0.102	0.254	0.582	0.264	0.508
J	0.103	0.082	0.187	0.511	0.224	0.467
K			0.33		0.24	0.50
L	0.162	0.137	0.260	0.810	0.420	0.777
M	0.17	0.12	0.35	0.83	0.28	0.69
N	0.13	0.1	0.25	0.62		
O						
P	0.130	0.109	0.092	0.128	0.074	0.126
Q	0.12	0.10	0.23	0.57	0.20	0.44
R	0.123	0.136	0.30	0.63	0.21	0.48
S	0.110	0.107	0.22	0.47	0.189	0.34
T	0.17	0.17	0.39	0.85	0.36	0.78
U			0.23		0.2	0.44
V	0.296	0.112				
W	0.128	0.093	0.26	0.48	0.24	0.51
X	0.001	0.013	0.079	0.023	0.012	0.012
Y	0.0768	0.0579	0.1840	0.3998	0.1589	0.2854
Z	0.156	0.145	0.307	1.020	0.247	0.544
AA	0.0898	0.0948	0.2259	0.5648	0.1988	0.4544
AB	0.116	0.275	0.301	0.548	0.084	0.083
AC	0.180	0.170	0.380	0.90	0.30	1.01
AD	0.118	0.098	0.23	0.51	0.19	0.38
AE	0.13	0.11	0.29	0.66	0.27	0.60
AF	0.16	0.14	0.34	0.76	0.21	0.48
AG	0.77	0.67	1.6	3.3	2.3	4.0
AH	0.2	0.17	0.4	0.9	0.3	0.8
AI				0.992		
AJ			0.37	0.73	0.36	0.37
AK	0.279	0.276	0.634	1.181	0.618	1.137
AL						
AM	0.107	0.096		0.499	0.178	0.537

All data in µg/L

## Results Sample C-CB10B

	Trichloro-ethene	Tetrachloro-ethene	1,1,1-Tri-chloroethane	Trichloro-methane	Tetrachloro-methane	1,1-Dichloro-ethene	Tribromo-methane
Target value	1.19	1.49	0.99	2.48	1.48	3.33	0.96
IFA Result	1.13	1.45	0.96	2.37	1.42	3.22	0.93
Stability test	1.13	1.44	1.02	2.51	1.51	3.40	0.93
A							
B				2.98			0.814
C	1.29	1.60	1.15	2.54	1.75	3.88	0.98
D	1.27	1.62	1.13	2.66	1.74	3.25	1.26
E	1.12	1.34		1.26			
F	0.67	1.40	1.01	2.56	1.43	3.43	0.97
G							
H	0.91	1.30	0.88	1.94	1.21	2.52	1.03
I	1.240	1.590	1.050	2.490	1.460	3.820	0.980
J	1.16	1.23	0.983	2.32	1.60	3.79	
K	1.10	1.29	0.96	2.65	1.57		
L	1.131	1.429	0.989	2.489	1.468	3.537	0.932
M	1.35	1.63	1.06	2.53	1.73	4.04	0.96
N	1.28	1.49	1.09	2.43	1.36	3.84	1.00
O							
P	1.24	1.61	1.06	2.65	1.40	3.96	1.00
Q	1.22	1.40	1.01	2.60	1.52	3.85	0.96
R	1.06	1.46	1.02	2.63	1.51	3.62	0.917
S	0.899	1.09	0.825	2.12	1.30	3.28	0.959
T	0.960	1.60	0.927	2.40	1.40	3.27	1.03
U	0.92	1.25	0.85	2.45	1.30		
V	1.05	1.44	1.05	2.52	1.46		0.86
W	1.18	1.44	1.01	1.66	1.55	3.98	0.855
X	1.02	1.35	1.12	2.25	1.57	3.63	0.847
Y	1.030	1.647	1.181	3.183	1.691	6.149	1.063
Z	1.064	1.309	0.959	2.295	1.327	3.261	1.034
AA	0.9698	1.2556	0.8449	2.3045	1.2564	3.5519	0.8095
AB	1.27	1.53	1.08	2.74	1.61	3.53	1.05
AC	1.42	2.37	1.71	2.82	3.31	4.00	1.20
AD	1.26	1.37	1.10	2.99	1.63	3.95	1.22
AE	1.23	1.50	1.06	2.60	1.67	3.70	0.91
AF	1.12	1.42	0.923	2.55	1.39	4.14	0.969
AG	9.5	12.1	8.4	19.6	13.0	<0.2	5.8
AH	1.53	1.90	1.29	3.24	1.88	4.30	1.16
AI							
AJ	0.94	1.26	0.90	2.26	1.35	3.31	
AK	1.366	1.818	1.346	4.094	1.793	4.279	1.001
AL			1.67				
AM	1.041	1.352	1.034	2.220	1.636	3.290	0.857

All data in µg/L

## Measurement Uncertainties Sample C-CB10B

	Trichloro- ethene ±	Tetrachloro- ethene ±	1,1,1-Tri- chloroethane ±	Trichloro- methane ±	Tetrachloro- methane ±	1,1-Dichloro- ethene ±	Tribromo- methane ±
Target value	0.06	0.08	0.05	0.13	0.08	0.18	0.05
IFA Result	0.06	0.10	0.09	0.21	0.14	0.35	0.11
Stability test	0.06	0.10	0.09	0.22	0.15	0.37	0.11
A							
B				0.05			0.05
C	0.26	0.32	0.23	0.51	0.35	0.78	0.29
D	0.18	0.24	0.17	0.40	0.26	0.49	0.18
E	0.22	0.27		0.25			
F	0.17	0.35	0.25	0.64	0.36	0.86	0.24
G							
H	0.10	0.08	0.06	0.09	0.10	0.19	0.23
I	0.248	0.318	0.210	0.498	0.292	0.764	0.196
J	0.184	0.231	0.185	0.441	0.304	0.72	
K	0.22	0.26	0.19	0.53	0.31		
L	0.472	0.613	0.289	0.650	0.555	0.817	0.298
M	0.35	0.42	0.28	0.66	0.45	1.05	0.25
N	0.26	0.3	0.22	0.49	0.27	0.77	0.2
O							
P	0.084	0.031	0.111	0.093	0.125	0.073	0.087
Q	0.22	0.25	0.18	0.47	0.27	0.69	0.17
R	0.21	0.40	0.20	0.80	0.30	0.72	0.183
S	0.180	0.22	0.165	0.42	0.259	0.66	0.192
T	0.29	0.48	0.28	0.72	0.42	0.98	0.31
U	0.18	0.25	0.17	0.49	0.26		
V	0.199	0.247		0.73			0.270
W	0.24	0.29	0.20	0.33	0.31	0.80	0.171
X	0.015	0.010	0.017	0.032	0.040	0.115	0.004
Y	0.1145	0.2106	0.1382	0.3405	0.2174	0.9058	0.1090
Z	0.351	0.432	0.211	0.620	0.252	0.522	0.310
AA	0.1843	0.3014	0.1774	0.4148	0.1633	0.7814	0.1133
AB	0.415	0.679	0.082	0.238	0.068	0.169	0.306
AC	0.430	0.710	0.510	0.850	0.990	1.20	0.360
AD	0.19	0.20	0.16	0.45	0.24	0.59	0.18
AE	0.29	0.37	0.24	0.66	0.36	0.89	0.27
AF	0.080	0.12	0.17	0.51	0.35	0.81	0.24
AG	1.7	2.4	2.1	2.6	2.1	0	1.3
AH	0.4	0.5	0.3	0.7	0.5	1.3	0.3
AI							
AJ	0.23	0.27	0.18	0.38	0.23	0.57	
AK	0.568	0.565	0.572	1.945	1.011	1.836	0.294
AL							
AM	0.208	0.270	0.207	0.444	0.327	0.658	0.171

All data in µg/L

## Results Sample C-CB10B

	Bromodichloro- methane	Dibromochloro- methane	Dichloro- methane	1,2-Dichloro- ethane	cis-1,2- Dichloroethene	trans-1,2- Dichloroethene
Target value	<0.1	1.57	4.98	0.348	<0.1	0.332
IFA Result	<0.1	1.51	4.89	0.353	<0.1	0.322
Stability test	<0.1	1.53	5.13	0.347	<0.1	0.339
A						
B	0.067	1.403				
C	<0.05	1.60	4.83	0.375	<0.05	0.384
D	<0.5	1.90	4.92	<0.5	<0.5	<0.5
E		0.77		0.443		
F	<0.05	1.54	3.55	0.369	<0.05	0.325
G						
H	<0.1	1.48	3.99	0.261	<0.1	0.388
I	<0.080	1.550	5.130	0.360	<0.130	0.350
J	<0.15	1.44	4.84	0.345	<0.15	0.397
K			6.06		<0.50	<0.50
L	<0.100	1.577	5.116	0.350	<0.100	0.331
M	<0.1	1.56	5.66	0.362	<0.1	0.338
N	<0.1	1.53	4.44	<0.1		
O						
P	<0.05	1.56	5.74	0.339	<0.05	0.325
Q	<0.05	1.61	5.3	0.389	<0.05	0.352
R	<0.02	1.59	6.29	0.392	<0.02	0.322
S	<0.1	1.54	4.18	0.295	<0.1	0.281
T	<0.1	1.63	5.20	0.343	<0.1	0.363
U			4.88		<0.5	<0.5
V	<0.1	1.64	3.92	0.330		
W	<0.1	1.56	5.49	0.253	<0.1	0.353
X	<0.10	1.47	4.76	0.315	<0.10	0.291
Y	<0.05	1.553	7.772	0.381	<0.05	0.382
Z	<0.05	1.548	4.472	0.381	<0.05	0.292
AA	<0.5000	1.4366	5.0467	0.3731	<0.5000	0.2939
AB	<0.1	1.73	5.36	0.460	<0.1	0.460
AC	0.610	1.72	5.84	0.380	<0.100	0.540
AD	<0.1	1.94	6.43	0.489	<0.5	<0.5
AE	<0.10	1.48	4.90	0.378	<0.20	0.339
AF	<0.10	1.61	5.31	0.368	<0.10	0.326
AG	<0.1	10.2	41.5	2.47	<0.5	2.90
AH		1.92	6.56	0.473		0.429
AI						
AJ			4.93	0.280	0.090	0.377
AK	<0.027	1.759	6.735	0.393	<0.035	0.410
AL						
AM	<bg	1.364	4.174	0.308	<bg	0.380

All data in µg/L

## Measurement Uncertainties Sample C-CB10B

	Bromodichloro- methane ±	Dibromochloro- methane ±	Dichloro- methane ±	1,2-Dichloro- ethane ±	cis-1,2- Dichloroethene ±	trans-1,2- Dichloroethene ±
Target value		0.08	0.26	0.027		0.027
IFA Result		0.12	0.12	0.022		0.017
Stability test		0.12	0.12	0.022		0.018
A						
B	0.05	0.05				
C		0.32	0.97	0.11		0.12
D		0.29	0.74			
E		0.15		0.09		
F	0.01	0.39	0.89	0.09	0.01	0.08
G						
H		0.25	0.23	0.03		0.02
I		0.310	1.026	0.072		0.070
J		0.274	0.623	0.066		0.075
K			1.21			
L		0.375	1.008	0.0949		0.105
M		0.41	1.47	0.09		0.09
N		0.31	0.89			
O						
P		0.101	0.224	0.008		0.016
Q		0.29	0.96	0.07		0.063
R		0.40	1.26	0.078		0.064
S		0.31	0.84	0.059		0.056
T		0.49	1.6	0.10		0.11
U			0.98			
V	0.068	0.372				
W		0.31	1.10	0.051		0.070
X		0.017	0.685	0.004		0.007
Y		0.1647	0.9427	0.0428		0.0409
Z	0.013	0.403	1.297	0.129	0.012	0.076
AA		0.2442	1.0093	0.0746		0.0588
AB	0	0.742	1.195	0.082	0	0.016
AC	0.180	0.510	1.75	0.110		0.160
AD		0.29	0.96	0.073		
AE		0.31	1.17	0.084		0.084
AF		0.40	1.3	0.089		0.065
AG	0	1.5	5.4	0.34	0	0.46
AH		0.5	1.7	0.1		0.1
AI						
AJ			1.4	0.08	0.05	0.06
AK	0.010	0.802	2.317	0.125	0.009	0.153
AL						
AM		0.273	0.835	0.062		0.076

All data in µg/L

### z- Scores Sample B-CB10A

	MTBE	Benzene	Toluene	Ethylbenzene	m, p-Xylene	o-Xylene
A						
B						
C		1.88	0.85	-0.02	0.26	0.11
D		0.53	0.32	0.83	1.75	0.38
E		0.28	-0.04	-0.17	0.30	0.55
F	-0.23	-0.62	-1.46	-0.93	-0.97	-0.77
G						
H		-1.21	-1.38	-0.80	-2.76	-0.87
I	0.94	0.25	-0.08	-0.10	0.15	-0.16
J		-1.19	-1.38	-1.26	-1.99	-2.43
K	0.82	-0.16	0.04	-1.09	-0.75	-1.31
L	0.18	-0.16	0.02	-0.48	0.66	-0.33
M	0.47	0.92	0.28	-0.62	1.01	0.60
N		0.02	0.08	0.27	0.26	0.27
O						
P		0.09	-0.32	0.04	0.37	0.00
Q	-0.12	-0.39	-0.08	-0.37	-0.71	-0.22
R	-0.53	-0.32	-0.32	-0.70	-0.56	-0.77
S	-1.24	-0.96	-1.70	-1.07	-0.93	-2.11
T		-0.09	0.57	-0.25	-0.41	-0.66
U	-0.35	-1.00	-0.32	-1.34	0.00	-1.31
V		0.60	-0.77	0.68	-2.95	-0.33
W	-2.12	-0.09	-0.41	-0.19	0.34	-0.33
X	-0.06	-0.12	0.16	-0.19	0.45	0.00
Y	3.65	-0.11	-0.33	0.63	0.95	0.36
Z	0.70	-0.03	-0.69	-0.76	-0.54	-0.70
AA	-1.30	-0.68	-0.90	-0.81	-3.11	-1.17
AB	1.05	0.73	0.16	-0.82	-1.12	-1.42
AC		1.14	1.38	1.86	1.42	1.91
AD	2.13	0.75	0.12	-0.62	-0.49	-0.71
AE	-0.82	-0.21	-0.53	-0.78	-0.78	-1.37
AN	0.13	0.13	-0.15	-0.43	-0.11	-0.43
AO	1.42	0.27	0.57	0.36	1.09	0.60
AP		-0.21	-0.78	-0.58	-0.80	-1.14
AQ	3.04	6.67	6.49	5.38	-0.26	5.25
AR	-0.36	-0.98	-0.84	-0.91	-0.44	-1.28
AS	0.12	-0.23	-0.12	-0.87	0.37	-0.33
AT		-0.84	-1.50	-0.83		

All data in µg/L

**z- Scores Sample B-CB10B**

	MTBE	Benzene	Toluene	Ethylbenzene	m, p-Xylene	o-Xylene
A						
B						
C		1.46	0.67	0.48	0.01	0.12
D		0.41	-0.12	0.79	0.21	-0.26
E		0.24	-0.59	0.00	0.27	0.63
F	0.41	-0.33	-0.95	-0.72	-0.99	-0.87
G						
H		-0.73	-1.81	-0.24	-3.12	-1.35
I	0.75	0.41	0.59	0.40	0.09	0.00
J		-0.39	-1.91	-0.56	-1.50	-1.90
K	0.60	0.24	-0.29	-0.79	-0.95	-1.07
L	-0.76	-0.28	-0.76	-0.55	-0.42	-1.16
M	0.38	1.06	0.16	-1.27	-0.55	0.37
N		0.16	0.27	0.24	0.39	0.28
O						
P		1.71	-1.05	-0.16	-0.09	-0.21
Q	-0.26	-0.33	-0.35	-0.40	-0.62	-0.31
R	-0.45	0.00	-0.30	-1.16	-0.68	-0.57
S	-2.22	-1.36	-1.71	-1.30	-1.30	-1.35
T	0.00	-0.02	0.50	-0.32	-0.36	-0.44
U	-0.34	-0.41	-0.80	-0.79	-1.64	-1.77
V		-0.08	-0.23	-0.87	-2.27	0.64
W	-0.53	-0.10	-0.09	-0.06	-0.52	-0.47
X	0.90	-0.02	-0.28	-0.30	-0.02	-0.06
Y	8.06	-0.24	-0.52	1.49	0.77	0.60
Z	0.92	-0.02	-0.81	-0.95	-0.82	-0.96
AA	-0.96	-0.81	0.53	-1.15	-2.81	-0.16
AB	0.75	0.73	0.22	-0.79	-1.04	-0.92
AC		0.57	2.44	0.64	3.25	3.84
AD	1.77	1.00	-0.23	-0.99	-0.63	-0.67
AE	-0.83	-0.08	-0.59	-0.87	-0.83	-1.38
AN	0.46	0.09	-0.06	-0.04	0.37	0.52
AO	1.47	0.04	0.12	0.11	0.35	0.12
AP		-0.08	-0.56	-0.22	-0.96	-0.94
AQ	1.54	6.59	4.80	4.21	-0.54	4.34
AR	-0.56	-0.59	-1.09	-0.98	-0.82	-1.26
AS	0.79	0.16	-0.23	-0.32	-0.54	-0.55
AT			-2.17		-1.56	-1.47

**All data in µg/L**

**z- Scores Sample C-CB10A**

	Trichloro-ethene	Tetrachloro-ethene	1,1,1-Tri-chloroethane	Trichloro-methane	Tetrachloro-methane	1,1-Dichloro-ethene	Tribromo-methane
A							
B				0.89			-0.98
C	0.86	0.38		-0.12	0.67	1.23	0.23
D	0.29	0.71				-0.30	
E	0.99	-0.13					
F	-3.11	-0.19		-0.58	-0.33	0.22	-0.57
G							
H	-2.35	-1.03		-0.23	1.76	-1.19	-1.92
I	0.39	0.58		0.08	0.39	0.67	0.18
J	-0.76	-0.74		-1.05	-0.06	0.41	
K	-0.92	-0.38					
L	-0.03	0.10		0.39	0.29	0.65	0.18
M	0.58	0.71		-0.16	1.14	1.23	-1.00
N	0.18	0.13		0.27	1.24	0.86	0.14
O							
P	0.55	0.38		-0.93	-0.02	1.34	0.18
Q	-0.24	-0.83		0.58	-0.51	0.56	-0.18
R	-0.65	-0.13		0.39	0.08	0.26	-0.41
S	-1.28	-2.05		-1.48	-0.67	-1.34	-0.32
T	-1.39	0.38		-0.58	-0.06	-0.30	0.64
U	-1.39	-0.90					
V	0.34	-0.45		-2.53	-0.31		0.39
W	0.24	-0.06			0.43	0.74	-1.37
X	-0.86	-0.57		-0.66	0.35	0.63	-0.84
Y	-1.27	0.31		0.08	0.96	2.70	0.84
Z	-0.42	-0.79		-1.09	-0.63	-0.01	0.82
AA	0.64	-0.28		-0.53	0.34	-0.19	-0.20
AB	-0.29	0.06		2.80	1.37	0.22	2.24
AC	1.70	2.88		0.85	6.27	1.53	-0.50
AD	0.34	-0.46		2.41	1.78	0.97	2.15
AE	0.08	0.00		0.58	0.88	0.63	1.05
AF	-0.13	-0.19		0.08	-0.10	1.71	0.18
AG	60.62	54.87		51.36	49.41		49.04
AH	2.46	1.79		2.45	1.61	1.79	1.42
AI		2.81		1.55	4.41		
AJ	-0.94	-0.51		-3.03	0.06	0.48	
AK	0.47	2.73		37.49	1.80	3.05	0.23
AL							
AM	-0.61	55.83		-0.85	0.75	0.15	-1.10

All data in µg/L



## z-Scores Sample C-CB10A

	Bromodichloro- methane	Dibromochloro- methane	Dichloro- methane	1,2-Dichloro- ethane	cis-1,2- Dichloroethene	trans-1,2- Dichloroethene
A						
B	0.86	-1.86				
C	0.55	0.16	0.18	1.05	1.19	1.36
D	1.50	1.73	0.12	0.03	1.00	0.06
E				1.84		
F	-0.41	-0.47	-4.14	0.21	0.25	0.17
G						
H	-1.37	-1.67	-2.04	-1.84	-1.94	-1.41
I	0.00	-0.31	0.48	-0.03	1.13	0.51
J	-0.93	-1.57	1.56	-0.61	0.25	0.28
K			2.88		0.31	0.42
L	0.67	0.71	0.79	0.18	0.65	0.23
M	0.82	-0.86	0.96	0.68	-0.31	0.79
N	0.55	-0.31	0.24	0.50		
O						
P	-0.41	-0.64	0.66	-0.13	1.13	0.85
Q	0.55	0.00	0.66	0.71	-0.06	0.25
R	0.29	0.14	1.98	0.66	-0.44	0.08
S	-0.82	0.11	-0.60	-1.50	-1.22	-1.84
T	-0.45	0.58	0.66	-0.24	0.38	0.68
U			-0.24		-0.88	-0.48
V	0.55	-0.60	-5.41	-0.11		
W	0.41	-1.01	0.54	-1.40	0.25	0.48
X	-0.53	-0.33	-0.06	-0.63	-0.69	-0.40
Y	0.94	0.25	1.96	1.69	1.21	0.85
Z	0.18	0.44	-0.79	0.21	-0.40	-0.76
AA	0.43	0.43	-0.36	-0.27	0.18	-0.25
AB	1.50	1.73	0.96	0.42	0.25	0.23
AC	0.00	0.47	0.48	0.24	-0.88	2.88
AD	2.40	1.95	2.16	1.29	0.75	0.51
AE	0.55	0.00	0.18	0.13	0.38	0.20
AF	0.30	0.28	1.08	0.55	0.00	0.06
AG	66.80	62.74	64.29	57.11	62.41	65.08
AH	2.49	2.25	3.30	2.87	2.44	2.15
AI				1.02		
AJ			0.42	-1.13	-0.69	0.23
AK	1.64	1.18	3.15	1.20	3.33	2.52
AL						
AM	-1.05	-0.77		-1.12	-1.55	0.92

All data in µg/L

## z- Scores Sample C-CB10B

	Trichloro-ethene	Tetrachloro-ethene	1,1,1-Tri-chloroethane	Trichloro-methane	Tetrachloro-methane	1,1-Dichloro-ethene	Tribromo-methane
A							
B				1.55			-1.01
C	0.60	0.49	1.24	0.19	1.07	0.97	0.14
D	0.48	0.58	1.09	0.56	1.03	-0.14	2.08
E	-0.42	-0.67		-3.78			
F	-3.12	-0.40	0.16	0.25	-0.20	0.18	0.07
G							
H	-1.68	-0.85	-0.85	-1.67	-1.07	-1.43	0.49
I	0.30	0.45	0.47	0.03	-0.08	0.87	0.14
J	-0.18	-1.16	-0.05	-0.50	0.48	0.81	
K	-0.54	-0.89	-0.23	0.53	0.36		
L	-0.35	-0.27	-0.01	0.03	-0.05	0.37	-0.19
M	0.96	0.63	0.54	0.16	0.99	1.25	0.00
N	0.54	0.00	0.78	-0.16	-0.48	0.90	0.28
O							
P	0.30	0.54	0.54	0.53	-0.32	1.11	0.28
Q	0.18	-0.40	0.16	0.37	0.16	0.92	0.00
R	-0.78	-0.13	0.23	0.47	0.12	0.51	-0.30
S	-1.75	-1.79	-1.28	-1.12	-0.72	-0.09	-0.01
T	-1.38	0.49	-0.49	-0.25	-0.32	-0.11	0.49
U	-1.62	-1.07	-1.09	-0.09	-0.72		
V	-0.84	-0.22	0.47	0.12	-0.08		-0.69
W	-0.06	-0.22	0.16	-2.54	0.28	1.15	-0.73
X	-1.02	-0.63	1.01	-0.71	0.36	0.53	-0.78
Y	-0.96	0.70	1.48	2.18	0.84	4.98	0.72
Z	-0.76	-0.81	-0.24	-0.57	-0.61	-0.12	0.51
AA	-1.32	-1.05	-1.13	-0.54	-0.89	0.39	-1.05
AB	0.48	0.18	0.70	0.81	0.52	0.35	0.63
AC	1.38	3.94	5.59	1.05	7.27	1.18	1.67
AD	0.42	-0.54	0.85	1.58	0.60	1.10	1.81
AE	0.24	0.04	0.54	0.37	0.76	0.65	-0.35
AF	-0.42	-0.31	-0.52	0.22	-0.36	1.43	0.06
AG	49.88	47.47	57.58	53.10	45.79		33.61
AH	2.04	1.83	2.33	2.36	1.59	1.71	1.39
AI							
AJ	-1.50	-1.03	-0.70	-0.68	-0.52	-0.04	
AK	1.06	1.47	2.77	5.01	1.24	1.68	0.28
AL			5.28				
AM	-0.89	-0.62	0.34	-0.81	0.62	-0.07	-0.72

All data in µg/L

**z- scores Sample C-CB10B**

	Bromodichloro- methane	Dibromochloro- methane	Dichloro- methane	1,2-Dichloro- ethane	cis-1,2- Dichloroethene	trans-1,2- Dichloroethene
A						
B		-0.89				
C		0.16	-0.22			1.04
D		1.75	-0.09			
E		-4.25				
F		-0.16	-2.05			-0.14
G						
H		-0.48	-1.42			1.12
I		-0.11	0.22			0.36
J		-0.69	-0.20			1.31
K			1.55			
L		0.04	0.20			-0.02
M		-0.05	0.98			0.12
N		-0.21	-0.77			
O						
P		-0.05	1.09			-0.14
Q		0.21	0.46			0.40
R		0.11	1.88			-0.20
S		-0.16	-1.15			-1.02
T		0.32	0.32			0.62
U			-0.14			
V		0.37	-1.52			
W		-0.05	0.73			0.42
X		-0.53	-0.32			-0.82
Y		-0.09	4.00			1.00
Z		-0.12	-0.73			-0.80
AA		-0.71	0.10			-0.77
AB		0.85	0.55			2.57
AC		0.80	1.23			4.18
AD		1.96	2.08			
AE		-0.48	-0.11			0.14
AF		0.21	0.47			-0.12
AG		45.81	52.38			51.57
AH		1.86	2.27			1.95
AI						
AJ			-0.07			0.90
AK		1.00	2.52			1.57
AL						
AM		-1.09	-1.16			0.96

**All data in µg/L**

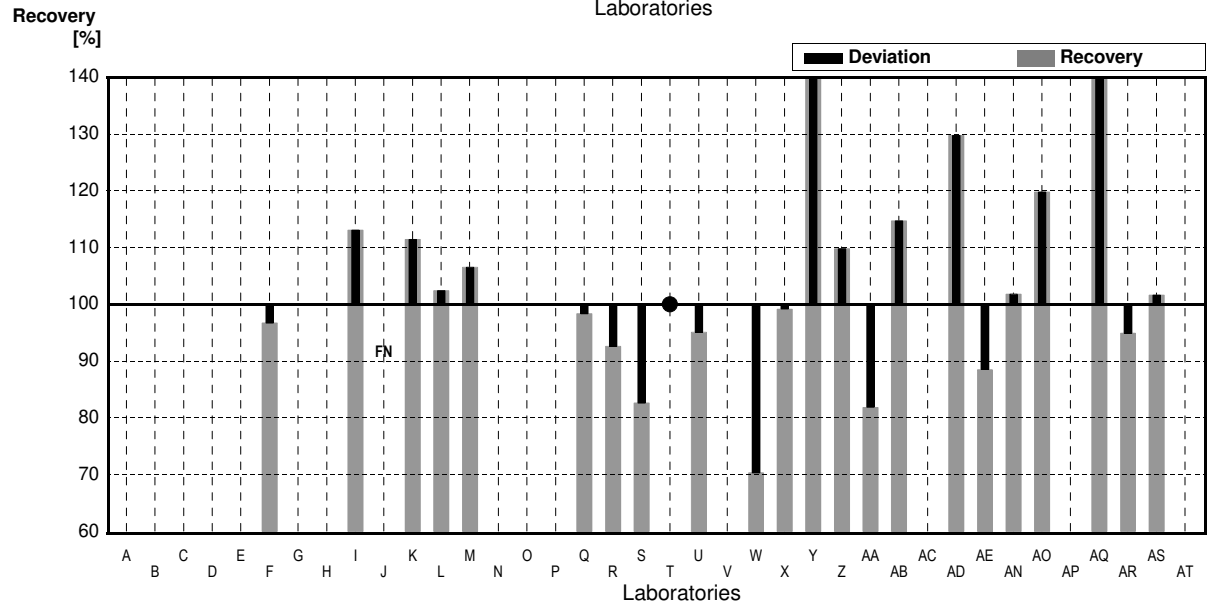
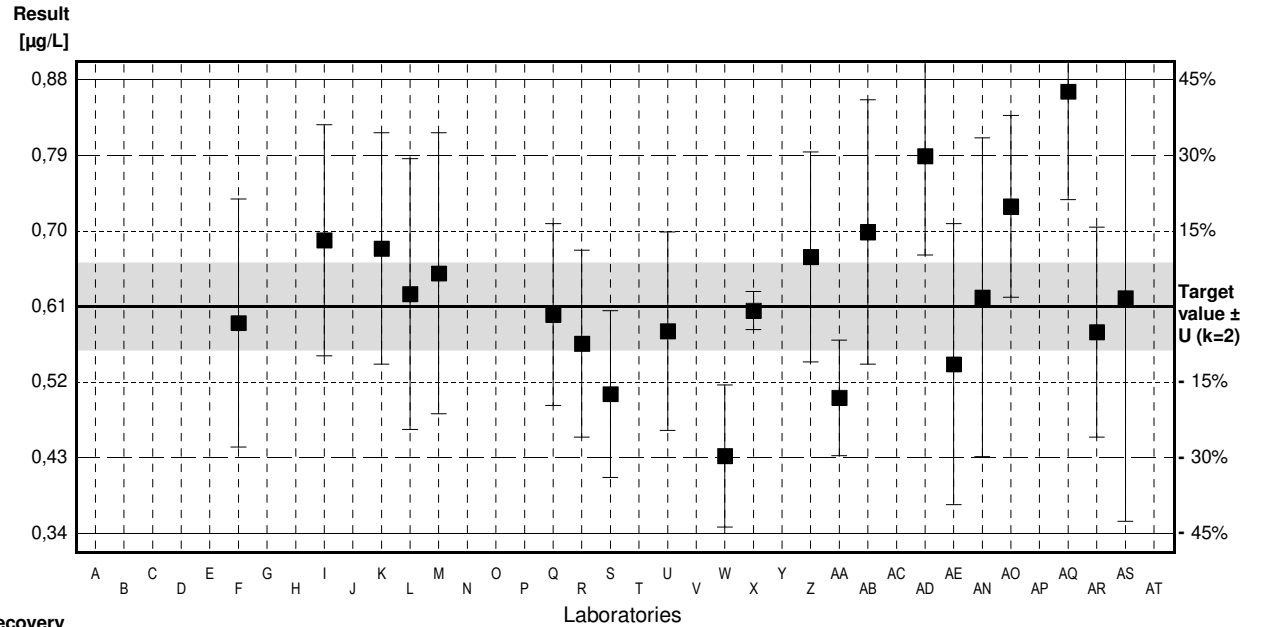
# Sample B-CB10A

## Parameter MTBE

Target value ± U (k=2) 0,61 µg/L ± 0,05 µg/L  
 IFA result ± U (k=2) 0,62 µg/L ± 0,05 µg/L  
 Stability test ± U (k=2) 0,62 µg/L ± 0,05 µg/L

Lab Code	Result	±	Unit	Recovery	z-Score
A			µg/L		
B			µg/L		
C			µg/L		
D			µg/L		
E			µg/L		
F	0.59	0.15	µg/L	97%	-0.23
G			µg/L		
H			µg/L		
I	0.69	0.14	µg/L	113%	0.94
J	<0.1		µg/L	FN	
K	0.68	0.14	µg/L	111%	0.82
L	0.625	0.164	µg/L	102%	0.18
M	0.65	0.17	µg/L	107%	0.47
N			µg/L		
O			µg/L		
P			µg/L		
Q	0.60	0.11	µg/L	98%	-0.12
R	0.565	0.113	µg/L	93%	-0.53
S	0.504	0.101	µg/L	83%	-1.24
T	<1		µg/L	*	
U	0.58	0.12	µg/L	95%	-0.35
V			µg/L		
W	0.429	0.086	µg/L	70%	-2.12
X	0.605	0.023	µg/L	99%	-0.06
Y	0.922	0.0507	µg/L	151%	3.65
Z	0.670	0.127	µg/L	110%	0.70
AA	0.4994	0.0699	µg/L	82%	-1.30
AB	0.70	0.16	µg/L	115%	1.05
AC			µg/L		
AD	0.792	0.12	µg/L	130%	2.13
AE	0.54	0.17	µg/L	89%	-0.82
AN	0.621	0.193	µg/L	102%	0.13
AO	0.731	0.110	µg/L	120%	1.42
AP			µg/L		
AQ	0.87	0.131	µg/L	143%	3.04
AR	0.579	0.127	µg/L	95%	-0.36
AS	0.62	0.27	µg/L	102%	0.12
AT			µg/L		

	All results	Outliers excl.	Unit
Mean ± CI(99%)	0,64 ± 0,07	0,63 ± 0,06	µg/L
Recov. ± CI(99%)	104,8 ± 11,5	102,6 ± 10,2	%
SD between labs	0,12	0,10	µg/L
RSD between labs	18,2	16,0	%
n for calculation	22	21	



# Sample B-CB10B

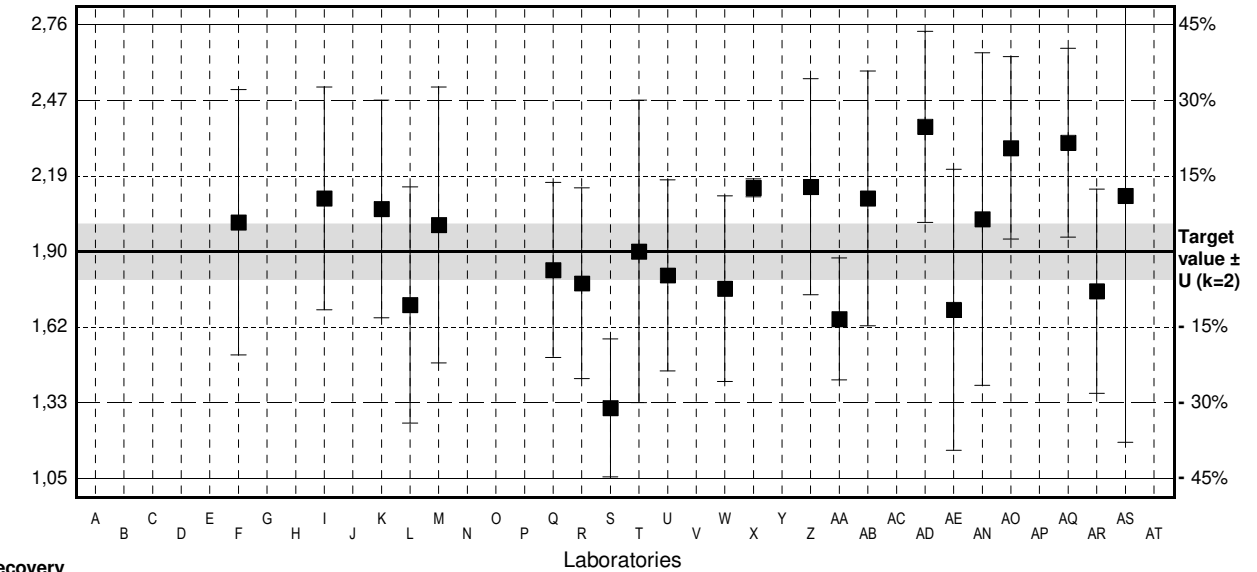
## Parameter MTBE

Target value ± U (k=2) 1,90 µg/L ± 0,10 µg/L  
 IFA result ± U (k=2) 1,85 µg/L ± 0,14 µg/L  
 Stability test ± U (k=2) 1,88 µg/L ± 0,14 µg/L

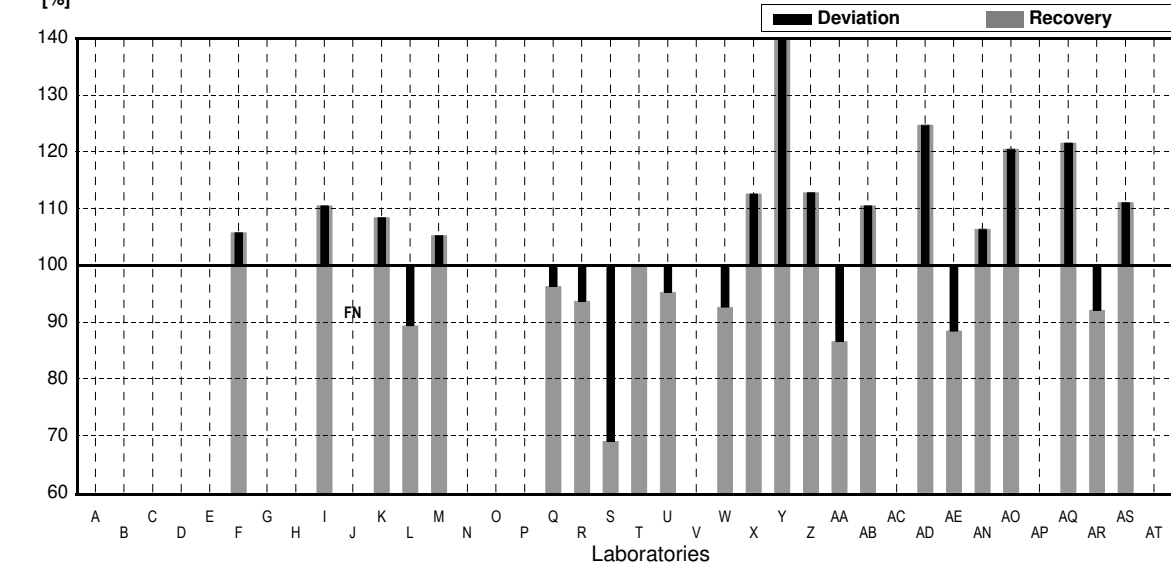
Lab Code	Result	±	Unit	Recovery	z-Score
A			µg/L		
B			µg/L		
C			µg/L		
D			µg/L		
E			µg/L		
F	2,01	0,50	µg/L	106%	0,41
G			µg/L		
H			µg/L		
I	2,10	0,42	µg/L	111%	0,75
J	<0,1		µg/L	FN	
K	2,06	0,41	µg/L	108%	0,60
L	1,698	0,445	µg/L	89%	-0,76
M	2,00	0,52	µg/L	105%	0,38
N			µg/L		
O			µg/L		
P			µg/L		
Q	1,83	0,33	µg/L	96%	-0,26
R	1,78	0,36	µg/L	94%	-0,45
S	1,31	0,26	µg/L	69%	-2,22
T	1,90	0,57	µg/L	100%	0,00
U	1,81	0,36	µg/L	95%	-0,34
V			µg/L		
W	1,76	0,35	µg/L	93%	-0,53
X	2,14	0,034	µg/L	113%	0,90
Y	4,045 *	0,2225	µg/L	213%	8,06
Z	2,144	0,407	µg/L	113%	0,92
AA	1,6455	0,2304	µg/L	87%	-0,96
AB	2,10	0,48	µg/L	111%	0,75
AC			µg/L		
AD	2,37	0,36	µg/L	125%	1,77
AE	1,68	0,53	µg/L	88%	-0,83
AN	2,022	0,627	µg/L	106%	0,46
AO	2,290	0,344	µg/L	121%	1,47
AP			µg/L		
AQ	2,31	0,356	µg/L	122%	1,54
AR	1,750	0,385	µg/L	92%	-0,56
AS	2,11	0,93	µg/L	111%	0,79
AT			µg/L		

	All results	Outliers excl.	Unit
Mean ± CI(99%)	2,04 ± 0,30	1,95 ± 0,15	µg/L
Recov. ± CI(99%)	107,2 ± 15,6	102,4 ± 8,1	%
SD between labs	0,50	0,26	µg/L
RSD between labs	24,7	13,1	%
n for calculation	23	22	

Result  
[µg/L]



Recovery  
[%]



# Sample B-CB10A

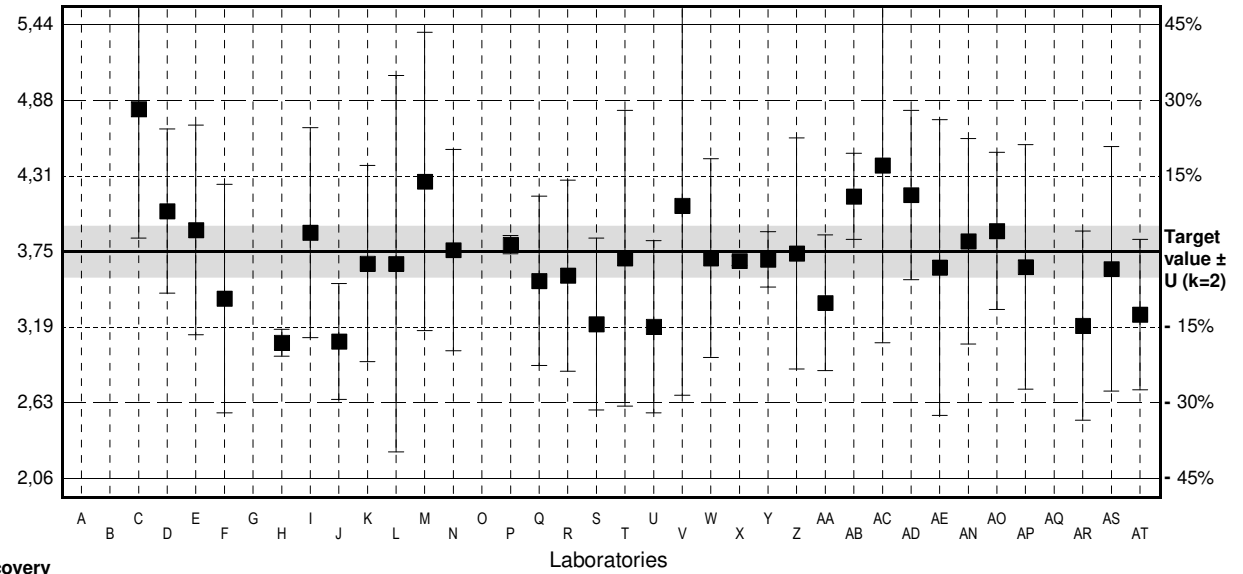
## Parameter Benzene

Target value  $\pm U$  (k=2) 3,75  $\mu\text{g/L}$   $\pm$  0,19  $\mu\text{g/L}$   
 IFA result  $\pm U$  (k=2) 3,52  $\mu\text{g/L}$   $\pm$  0,21  $\mu\text{g/L}$   
 Stability test  $\pm U$  (k=2) 3,57  $\mu\text{g/L}$   $\pm$  0,22  $\mu\text{g/L}$

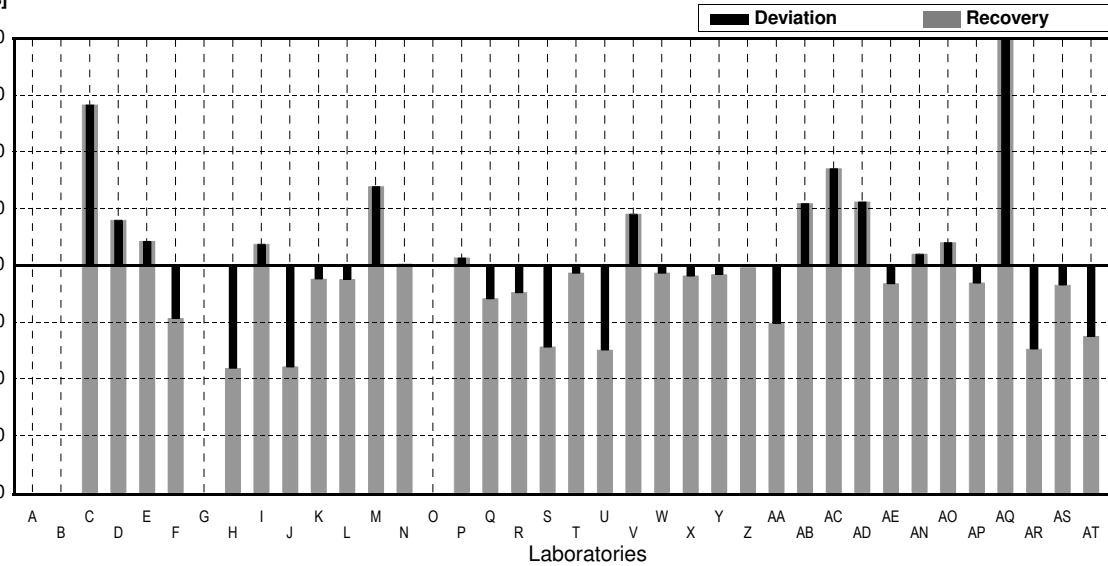
Lab Code	Result	$\pm$	Unit	Recovery	z-Score
A			$\mu\text{g/L}$		
B			$\mu\text{g/L}$		
C	4.81 *	0.96	$\mu\text{g/L}$	128%	1.88
D	4.05	0.61	$\mu\text{g/L}$	108%	0.53
E	3.91	0.78	$\mu\text{g/L}$	104%	0.28
F	3.40	0.85	$\mu\text{g/L}$	91%	-0.62
G			$\mu\text{g/L}$		
H	3.07	0.10	$\mu\text{g/L}$	82%	-1.21
I	3.89	0.78	$\mu\text{g/L}$	104%	0.25
J	3.08	0.432	$\mu\text{g/L}$	82%	-1.19
K	3.66	0.73	$\mu\text{g/L}$	98%	-0.16
L	3.658	1.401	$\mu\text{g/L}$	98%	-0.16
M	4.27	1.11	$\mu\text{g/L}$	114%	0.92
N	3.76	0.75	$\mu\text{g/L}$	100%	0.02
O			$\mu\text{g/L}$		
P	3.80	0.068	$\mu\text{g/L}$	101%	0.09
Q	3.53	0.63	$\mu\text{g/L}$	94%	-0.39
R	3.57	0.71	$\mu\text{g/L}$	95%	-0.32
S	3.21	0.64	$\mu\text{g/L}$	86%	-0.96
T	3.70	1.1	$\mu\text{g/L}$	99%	-0.09
U	3.19	0.64	$\mu\text{g/L}$	85%	-1.00
V	4.09	1.41	$\mu\text{g/L}$	109%	0.60
W	3.70	0.74	$\mu\text{g/L}$	99%	-0.09
X	3.68	0.035	$\mu\text{g/L}$	98%	-0.12
Y	3.690	0.2066	$\mu\text{g/L}$	98%	-0.11
Z	3.735	0.859	$\mu\text{g/L}$	100%	-0.03
AA	3.3673	0.5051	$\mu\text{g/L}$	90%	-0.68
AB	4.16	0.32	$\mu\text{g/L}$	111%	0.73
AC	4.39	1.32	$\mu\text{g/L}$	117%	1.14
AD	4.17	0.63	$\mu\text{g/L}$	111%	0.75
AE	3.63	1.10	$\mu\text{g/L}$	97%	-0.21
AN	3.825	0.765	$\mu\text{g/L}$	102%	0.13
AO	3.902	0.585	$\mu\text{g/L}$	104%	0.27
AP	3.634	0.909	$\mu\text{g/L}$	97%	-0.21
AQ	7.5 *	1.13	$\mu\text{g/L}$	200%	6.67
AR	3.197	0.703	$\mu\text{g/L}$	85%	-0.98
AS	3.62	0.91	$\mu\text{g/L}$	97%	-0.23
AT	3.28	0.56	$\mu\text{g/L}$	87%	-0.84

	All results	Outliers excl.	Unit
Mean $\pm$ CI(99%)	3,83 $\pm$ 0,35	3,68 $\pm$ 0,17	$\mu\text{g/L}$
Recov. $\pm$ CI(99%)	102,1 $\pm$ 9,4	98,2 $\pm$ 4,4	%
SD between labs	0,75	0,34	$\mu\text{g/L}$
RSD between labs	19,7	9,3	%
n for calculation	34	32	

Result  
[ $\mu\text{g/L}$ ]



Recovery  
[%]



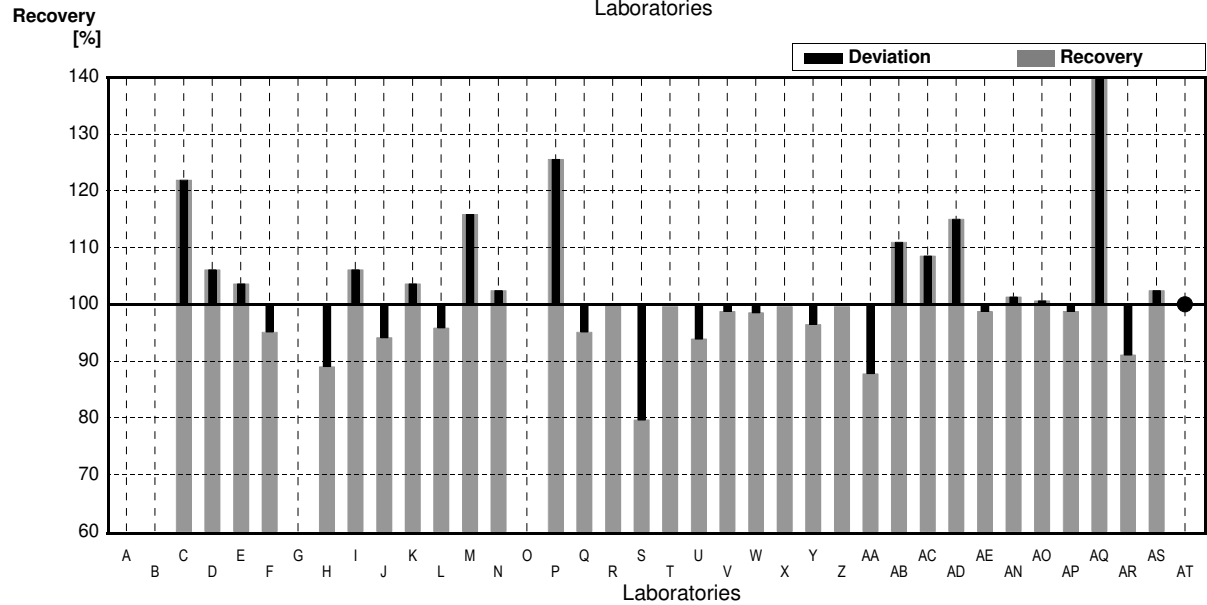
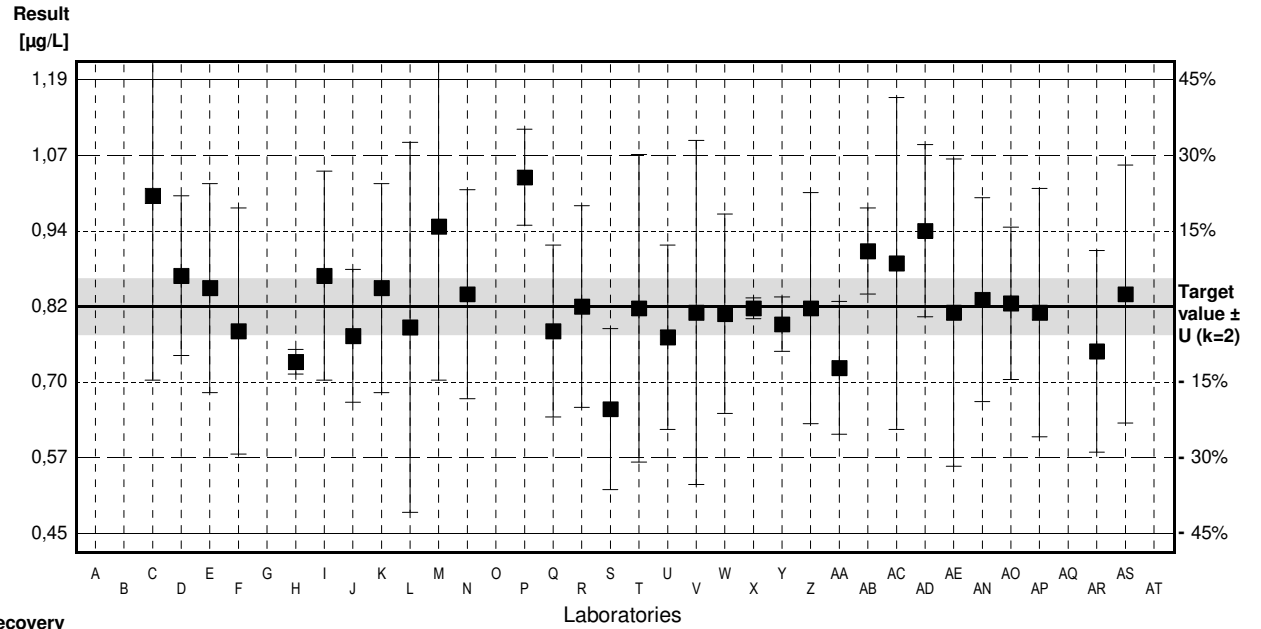
# Sample B-CB10B

## Parameter Benzene

Target value  $\pm U$  (k=2) 0,82  $\mu\text{g/L}$   $\pm$  0,05  $\mu\text{g/L}$   
 IFA result  $\pm U$  (k=2) 0,77  $\mu\text{g/L}$   $\pm$  0,05  $\mu\text{g/L}$   
 Stability test  $\pm U$  (k=2) 0,78  $\mu\text{g/L}$   $\pm$  0,05  $\mu\text{g/L}$

Lab Code	Result	$\pm$	Unit	Recovery	z-Score
A			$\mu\text{g/L}$		
B			$\mu\text{g/L}$		
C	1.00 *	0.30	$\mu\text{g/L}$	122%	1.46
D	0.87	0.13	$\mu\text{g/L}$	106%	0.41
E	0.85	0.17	$\mu\text{g/L}$	104%	0.24
F	0.78	0.20	$\mu\text{g/L}$	95%	-0.33
G			$\mu\text{g/L}$		
H	0.73	0.02	$\mu\text{g/L}$	89%	-0.73
I	0.87	0.17	$\mu\text{g/L}$	106%	0.41
J	0.772	0.108	$\mu\text{g/L}$	94%	-0.39
K	0.85	0.17	$\mu\text{g/L}$	104%	0.24
L	0.786	0.301	$\mu\text{g/L}$	96%	-0.28
M	0.95	0.25	$\mu\text{g/L}$	116%	1.06
N	0.84	0.17	$\mu\text{g/L}$	102%	0.16
O			$\mu\text{g/L}$		
P	1.03 *	0.078	$\mu\text{g/L}$	126%	1.71
Q	0.78	0.14	$\mu\text{g/L}$	95%	-0.33
R	0.820	0.164	$\mu\text{g/L}$	100%	0.00
S	0.653	0.131	$\mu\text{g/L}$	80%	-1.36
T	0.817	0.25	$\mu\text{g/L}$	100%	-0.02
U	0.77	0.15	$\mu\text{g/L}$	94%	-0.41
V	0.81	0.28	$\mu\text{g/L}$	99%	-0.08
W	0.808	0.162	$\mu\text{g/L}$	99%	-0.10
X	0.817	0.017	$\mu\text{g/L}$	100%	-0.02
Y	0.791	0.0443	$\mu\text{g/L}$	96%	-0.24
Z	0.817	0.188	$\mu\text{g/L}$	100%	-0.02
AA	0.7200	0.1080	$\mu\text{g/L}$	88%	-0.81
AB	0.91	0.07	$\mu\text{g/L}$	111%	0.73
AC	0.890	0.270	$\mu\text{g/L}$	109%	0.57
AD	0.943	0.14	$\mu\text{g/L}$	115%	1.00
AE	0.81	0.25	$\mu\text{g/L}$	99%	-0.08
AN	0.831	0.166	$\mu\text{g/L}$	101%	0.09
AO	0.825	0.124	$\mu\text{g/L}$	101%	0.04
AP	0.810	0.202	$\mu\text{g/L}$	99%	-0.08
AQ	1.63 *	0.246	$\mu\text{g/L}$	199%	6.59
AR	0.747	0.164	$\mu\text{g/L}$	91%	-0.59
AS	0.84	0.21	$\mu\text{g/L}$	102%	0.16
AT	<1.00		$\mu\text{g/L}$	*	

	All results	Outliers excl.	Unit
Mean $\pm$ CI(99%)	0,85 $\pm$ 0,08	0,82 $\pm$ 0,03	$\mu\text{g/L}$
Recov. $\pm$ CI(99%)	104,1 $\pm$ 9,3	99,6 $\pm$ 3,9	%
SD between labs	0,16	0,06	$\mu\text{g/L}$
RSD between labs	18,6	7,7	%
n for calculation	33	30	



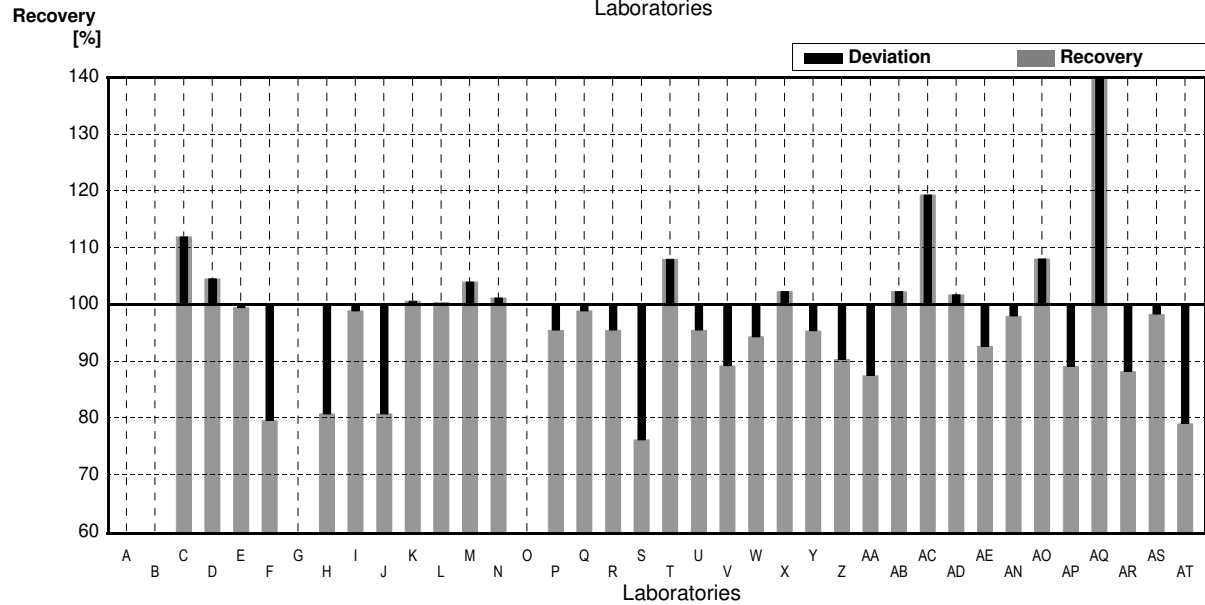
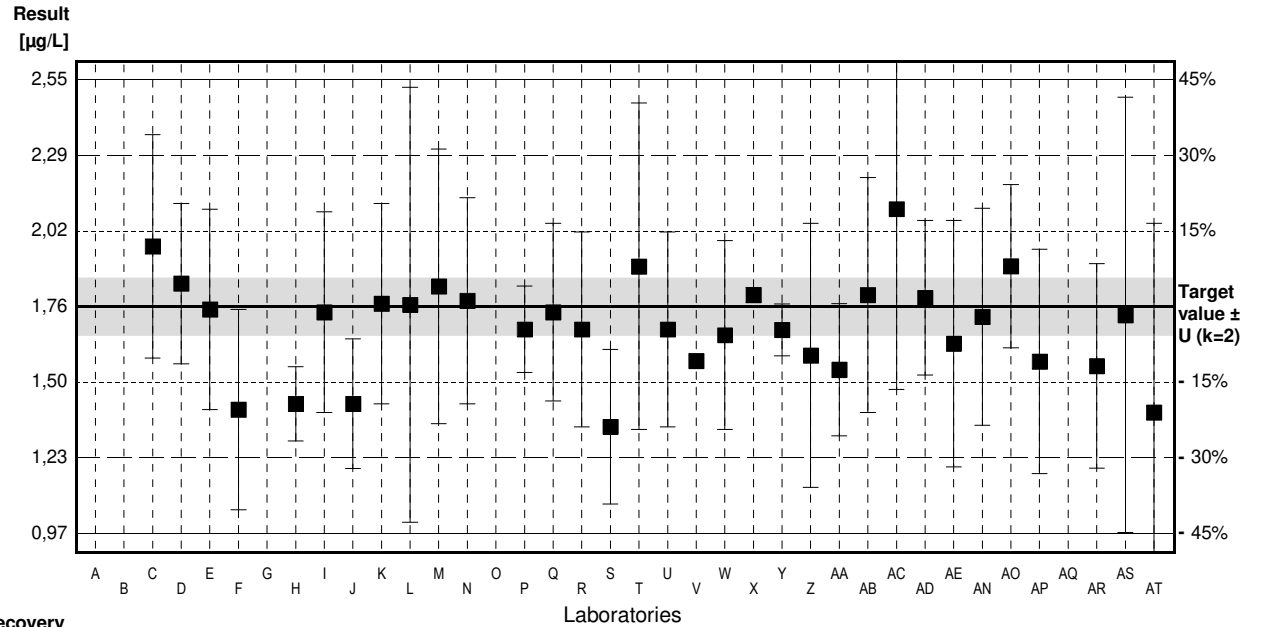
# Sample B-CB10A

## Parameter Toluene

Target value  $\pm U$  (k=2) 1,76  $\mu\text{g/L}$   $\pm$  0,10  $\mu\text{g/L}$   
 IFA result  $\pm U$  (k=2) 1,68  $\mu\text{g/L}$   $\pm$  0,05  $\mu\text{g/L}$   
 Stability test  $\pm U$  (k=2) 1,74  $\mu\text{g/L}$   $\pm$  0,05  $\mu\text{g/L}$

Lab Code	Result	$\pm$	Unit	Recovery	z-Score
A			$\mu\text{g/L}$		
B			$\mu\text{g/L}$		
C	1,97	0,39	$\mu\text{g/L}$	112%	0,85
D	1,84	0,28	$\mu\text{g/L}$	105%	0,32
E	1,75	0,35	$\mu\text{g/L}$	99%	-0,04
F	1,40	0,35	$\mu\text{g/L}$	80%	-1,46
G			$\mu\text{g/L}$		
H	1,42	0,13	$\mu\text{g/L}$	81%	-1,38
I	1,74	0,35	$\mu\text{g/L}$	99%	-0,08
J	1,42	0,226	$\mu\text{g/L}$	81%	-1,38
K	1,77	0,35	$\mu\text{g/L}$	101%	0,04
L	1,766	0,759	$\mu\text{g/L}$	100%	0,02
M	1,83	0,48	$\mu\text{g/L}$	104%	0,28
N	1,78	0,36	$\mu\text{g/L}$	101%	0,08
O			$\mu\text{g/L}$		
P	1,68	0,151	$\mu\text{g/L}$	95%	-0,32
Q	1,74	0,31	$\mu\text{g/L}$	99%	-0,08
R	1,68	0,34	$\mu\text{g/L}$	95%	-0,32
S	1,34	0,27	$\mu\text{g/L}$	76%	-1,70
T	1,90	0,57	$\mu\text{g/L}$	108%	0,57
U	1,68	0,34	$\mu\text{g/L}$	95%	-0,32
V	1,57		$\mu\text{g/L}$	89%	-0,77
W	1,66	0,33	$\mu\text{g/L}$	94%	-0,41
X	1,80	0,026	$\mu\text{g/L}$	102%	0,16
Y	1,678	0,0906	$\mu\text{g/L}$	95%	-0,33
Z	1,589	0,461	$\mu\text{g/L}$	90%	-0,69
AA	1,5391	0,2309	$\mu\text{g/L}$	87%	-0,90
AB	1,80	0,41	$\mu\text{g/L}$	102%	0,16
AC	2,10	0,63	$\mu\text{g/L}$	119%	1,38
AD	1,79	0,27	$\mu\text{g/L}$	102%	0,12
AE	1,63	0,43	$\mu\text{g/L}$	93%	-0,53
AN	1,724	0,379	$\mu\text{g/L}$	98%	-0,15
AO	1,901	0,285	$\mu\text{g/L}$	108%	0,57
AP	1,568	0,392	$\mu\text{g/L}$	89%	-0,78
AQ	3,36	0,50	$\mu\text{g/L}$	191%	6,49
AR	1,552	0,357	$\mu\text{g/L}$	88%	-0,84
AS	1,73	0,76	$\mu\text{g/L}$	98%	-0,12
AT	1,39	0,66	$\mu\text{g/L}$	79%	-1,50

	All results	Outliers excl.	Unit
Mean $\pm$ CI(99%)	1,74 $\pm$ 0,16	1,69 $\pm$ 0,08	$\mu\text{g/L}$
Recov. $\pm$ CI(99%)	98,7 $\pm$ 8,9	95,9 $\pm$ 4,7	%
SD between labs	0,33	0,17	$\mu\text{g/L}$
RSD between labs	19,2	10,3	%
n for calculation	34	33	





# Sample B-CB10B

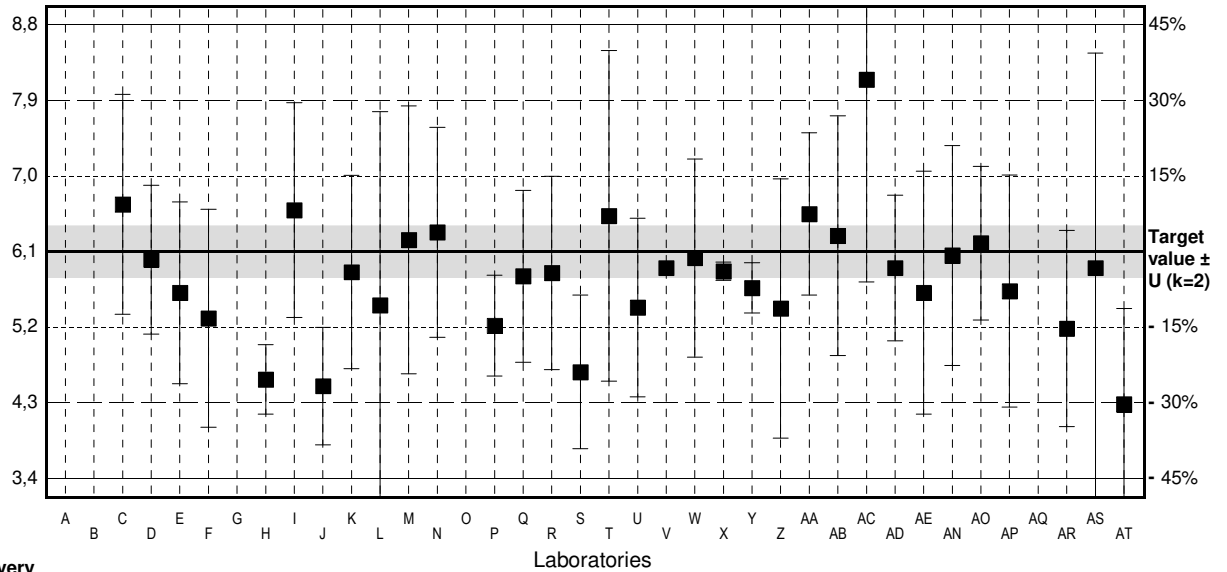
## Parameter Toluene

Target value  $\pm U$  (k=2) 6,1  $\mu\text{g/L}$   $\pm$  0,3  $\mu\text{g/L}$   
 IFA result  $\pm U$  (k=2) 5,7  $\mu\text{g/L}$   $\pm$  0,2  $\mu\text{g/L}$   
 Stability test  $\pm U$  (k=2) 5,8  $\mu\text{g/L}$   $\pm$  0,2  $\mu\text{g/L}$

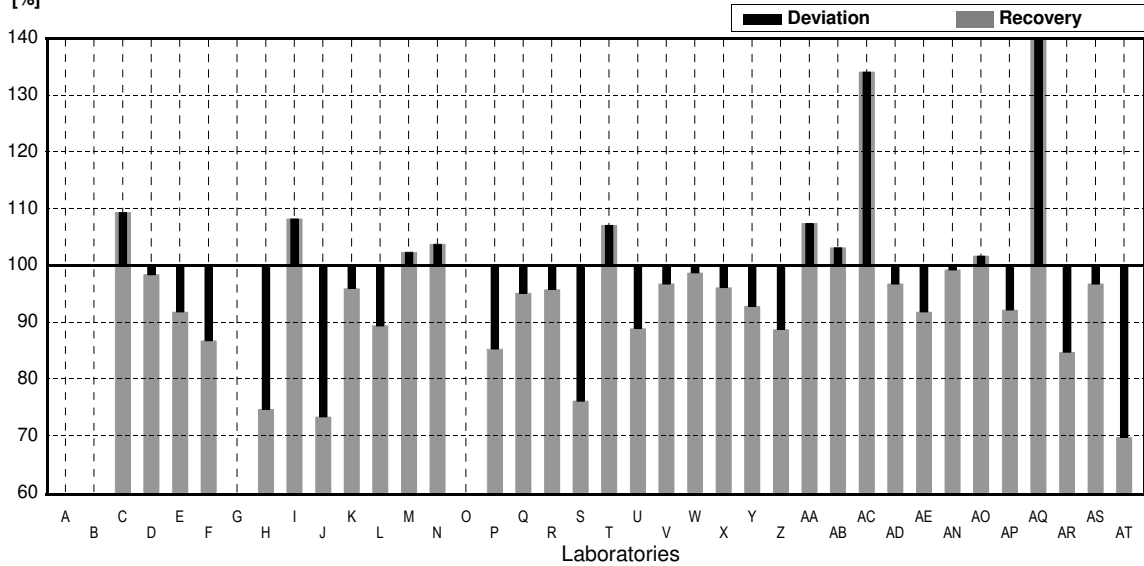
Lab Code	Result	$\pm$	Unit	Recovery	z-Score
A			$\mu\text{g/L}$		
B			$\mu\text{g/L}$		
C	6.67	1.33	$\mu\text{g/L}$	109%	0.67
D	6.00	0.9	$\mu\text{g/L}$	98%	-0.12
E	5.6	1.1	$\mu\text{g/L}$	92%	-0.59
F	5.29	1.32	$\mu\text{g/L}$	87%	-0.95
G			$\mu\text{g/L}$		
H	4.55	0.42	$\mu\text{g/L}$	75%	-1.81
I	6.6	1.3	$\mu\text{g/L}$	108%	0.59
J	4.47	0.71	$\mu\text{g/L}$	73%	-1.91
K	5.85	1.17	$\mu\text{g/L}$	96%	-0.29
L	5.450	2.343	$\mu\text{g/L}$	89%	-0.76
M	6.24	1.62	$\mu\text{g/L}$	102%	0.16
N	6.33	1.27	$\mu\text{g/L}$	104%	0.27
O			$\mu\text{g/L}$		
P	5.2	0.61	$\mu\text{g/L}$	85%	-1.05
Q	5.8	1.04	$\mu\text{g/L}$	95%	-0.35
R	5.84	1.17	$\mu\text{g/L}$	96%	-0.30
S	4.64	0.93	$\mu\text{g/L}$	76%	-1.71
T	6.53	2.0	$\mu\text{g/L}$	107%	0.50
U	5.42	1.08	$\mu\text{g/L}$	89%	-0.80
V	5.9		$\mu\text{g/L}$	97%	-0.23
W	6.02	1.20	$\mu\text{g/L}$	99%	-0.09
X	5.86	0.110	$\mu\text{g/L}$	96%	-0.28
Y	5.659	0.3056	$\mu\text{g/L}$	93%	-0.52
Z	5.410	1.569	$\mu\text{g/L}$	89%	-0.81
AA	6.5527	0.9829	$\mu\text{g/L}$	107%	0.53
AB	6.29	1.45	$\mu\text{g/L}$	103%	0.22
AC	8.18	2.45	$\mu\text{g/L}$	134%	2.44
AD	5.90	0.88	$\mu\text{g/L}$	97%	-0.23
AE	5.60	1.47	$\mu\text{g/L}$	92%	-0.59
AN	6.051	1.331	$\mu\text{g/L}$	99%	-0.06
AO	6.201	0.930	$\mu\text{g/L}$	102%	0.12
AP	5.620	1.405	$\mu\text{g/L}$	92%	-0.56
AQ	10.2	1.53	$\mu\text{g/L}$	167%	4.80
AR	5.166	1.188	$\mu\text{g/L}$	85%	-1.09
AS	5.9	2.6	$\mu\text{g/L}$	97%	-0.23
AT	4.25	1.16	$\mu\text{g/L}$	70%	-2.17

	All results	Outliers excl.	Unit
Mean $\pm$ CI(99%)	5,9 $\pm$ 0,5	5,7 $\pm$ 0,3	$\mu\text{g/L}$
Recov. $\pm$ CI(99%)	97,0 $\pm$ 8,1	93,7 $\pm$ 5,0	%
SD between labs	1,1	0,6	$\mu\text{g/L}$
RSD between labs	17,8	10,9	%
n for calculation	34	32	

Result  
[ $\mu\text{g/L}$ ]



Recovery  
[%]



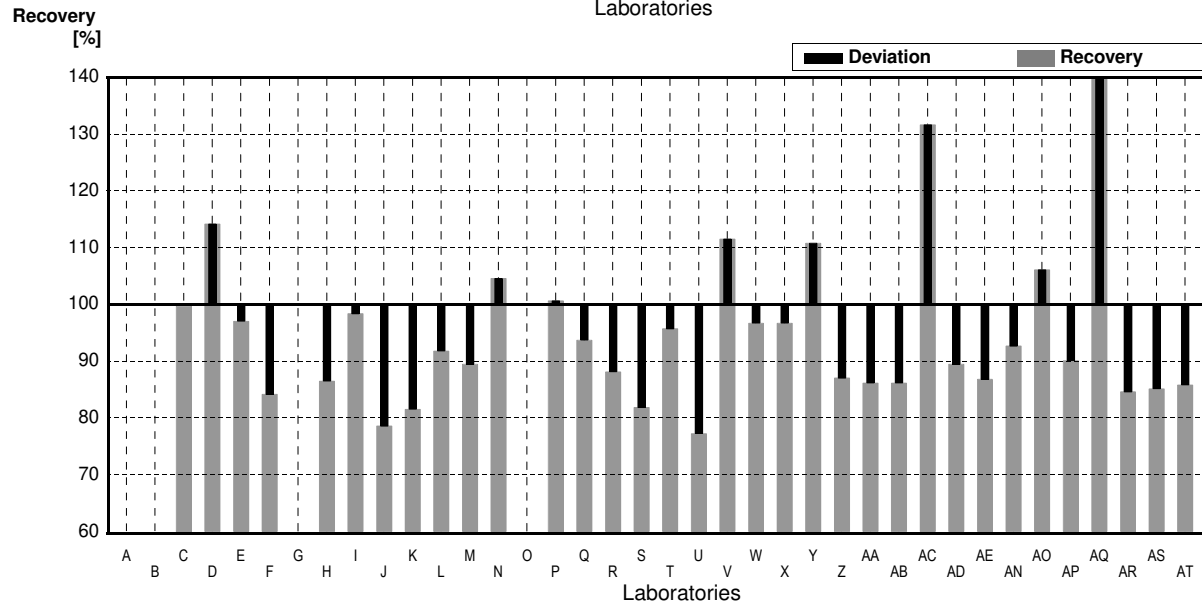
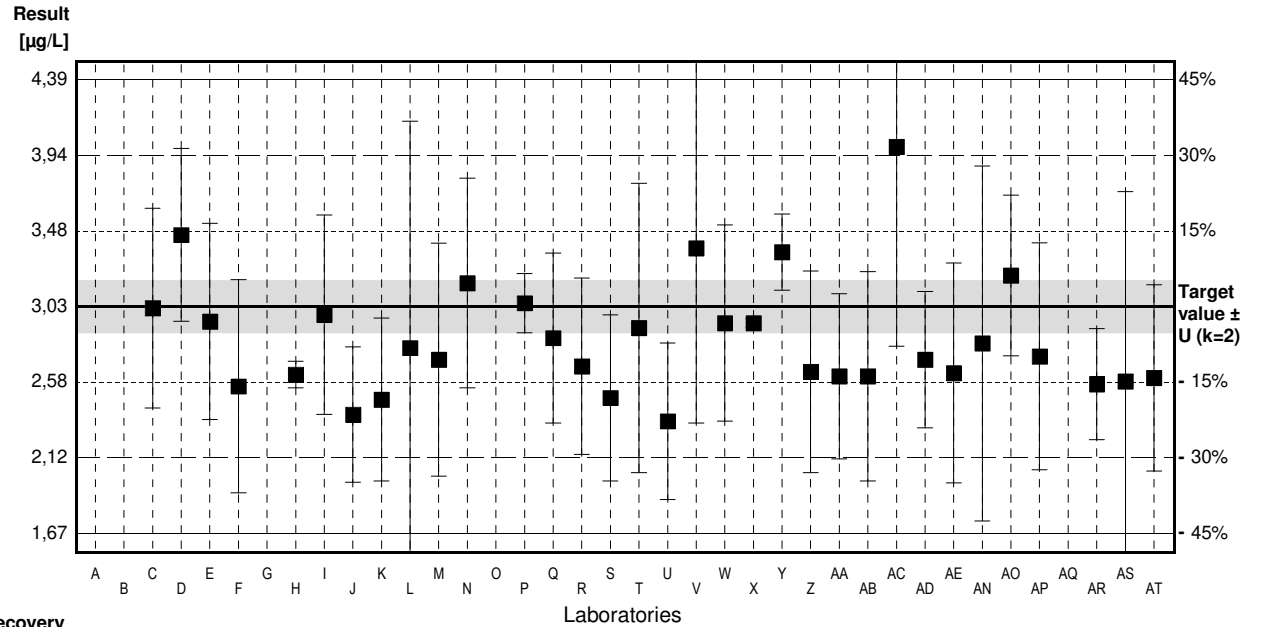
# Sample B-CB10A

## Parameter Ethylbenzene

Target value  $\pm U$  (k=2) 3,03  $\mu\text{g/L}$   $\pm$  0,16  $\mu\text{g/L}$   
 IFA result  $\pm U$  (k=2) 3,06  $\mu\text{g/L}$   $\pm$  0,13  $\mu\text{g/L}$   
 Stability test  $\pm U$  (k=2) 3,08  $\mu\text{g/L}$   $\pm$  0,13  $\mu\text{g/L}$

Lab Code	Result	$\pm$	Unit	Recovery	z-Score
A			$\mu\text{g/L}$		
B			$\mu\text{g/L}$		
C	3.02	0.60	$\mu\text{g/L}$	100%	-0.02
D	3.46	0.52	$\mu\text{g/L}$	114%	0.83
E	2.94	0.59	$\mu\text{g/L}$	97%	-0.17
F	2.55	0.64	$\mu\text{g/L}$	84%	-0.93
G			$\mu\text{g/L}$		
H	2.62	0.08	$\mu\text{g/L}$	86%	-0.80
I	2.98	0.60	$\mu\text{g/L}$	98%	-0.10
J	2.38	0.407	$\mu\text{g/L}$	79%	-1.26
K	2.47	0.49	$\mu\text{g/L}$	82%	-1.09
L	2.781	1.363	$\mu\text{g/L}$	92%	-0.48
M	2.71	0.70	$\mu\text{g/L}$	89%	-0.62
N	3.17	0.63	$\mu\text{g/L}$	105%	0.27
O			$\mu\text{g/L}$		
P	3.05	0.178	$\mu\text{g/L}$	101%	0.04
Q	2.84	0.51	$\mu\text{g/L}$	94%	-0.37
R	2.67	0.53	$\mu\text{g/L}$	88%	-0.70
S	2.48	0.50	$\mu\text{g/L}$	82%	-1.07
T	2.90	0.87	$\mu\text{g/L}$	96%	-0.25
U	2.34	0.47	$\mu\text{g/L}$	77%	-1.34
V	3.38	1.05	$\mu\text{g/L}$	112%	0.68
W	2.93	0.59	$\mu\text{g/L}$	97%	-0.19
X	2.93	0.026	$\mu\text{g/L}$	97%	-0.19
Y	3.357	0.2283	$\mu\text{g/L}$	111%	0.63
Z	2.637	0.607	$\mu\text{g/L}$	87%	-0.76
AA	2.6105	0.4960	$\mu\text{g/L}$	86%	-0.81
AB	2.61	0.63	$\mu\text{g/L}$	86%	-0.82
AC	3.99	1.20	$\mu\text{g/L}$	132%	1.86
AD	2.71	0.41	$\mu\text{g/L}$	89%	-0.62
AE	2.63	0.66	$\mu\text{g/L}$	87%	-0.78
AN	2.808	1.067	$\mu\text{g/L}$	93%	-0.43
AO	3.216	0.482	$\mu\text{g/L}$	106%	0.36
AP	2.730	0.682	$\mu\text{g/L}$	90%	-0.58
AQ	5.8	0.86	$\mu\text{g/L}$	191%	5.38
AR	2.563	0.333	$\mu\text{g/L}$	85%	-0.91
AS	2.58	1.14	$\mu\text{g/L}$	85%	-0.87
AT	2.60	0.56	$\mu\text{g/L}$	86%	-0.83

	All results	Outliers excl.	Unit
Mean $\pm$ CI(99%)	2,92 $\pm$ 0,29	2,80 $\pm$ 0,14	$\mu\text{g/L}$
Recov. $\pm$ CI(99%)	96,5 $\pm$ 9,5	92,5 $\pm$ 4,7	%
SD between labs	0,62	0,29	$\mu\text{g/L}$
RSD between labs	21,0	10,3	%
n for calculation	34	32	



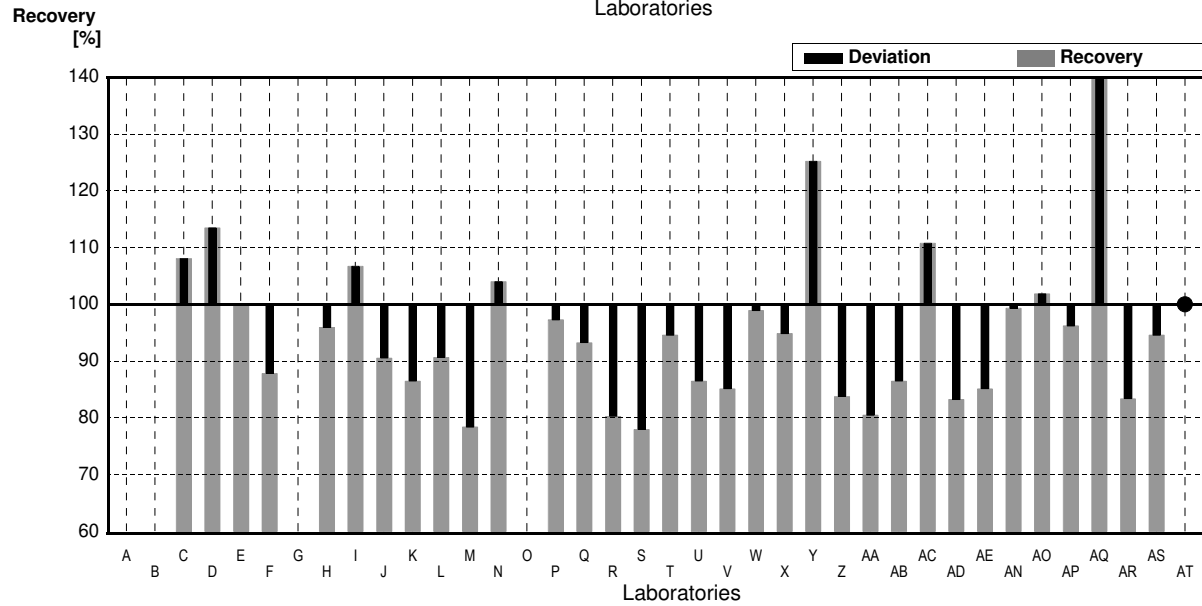
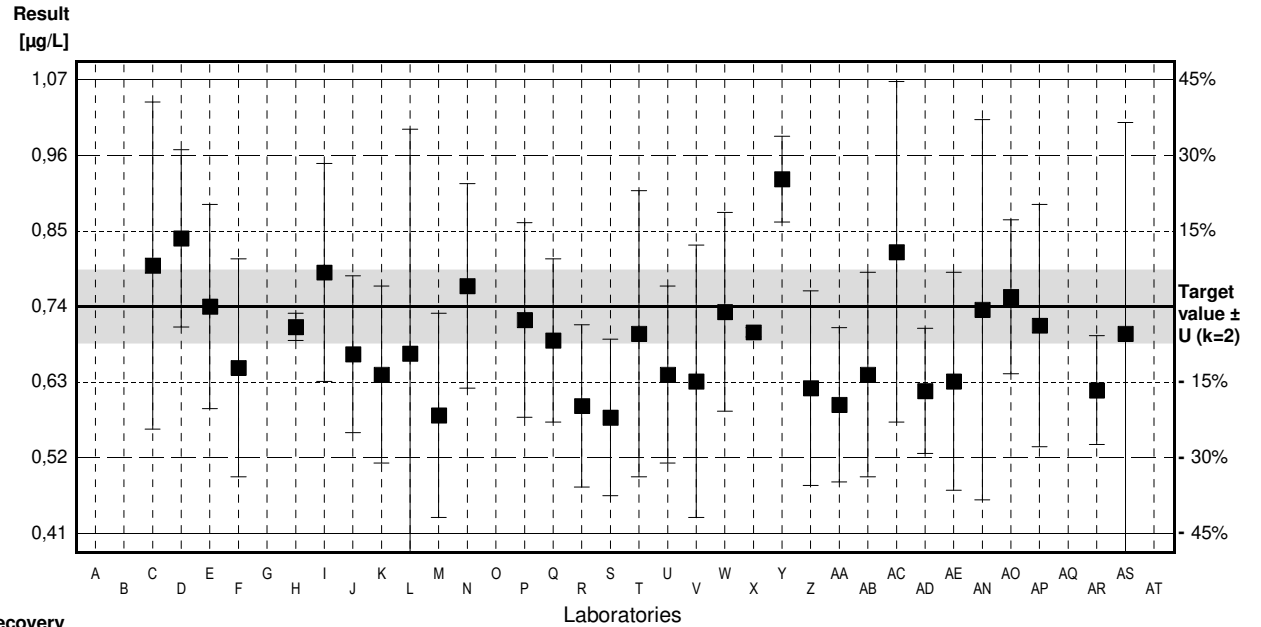
# Sample B-CB10B

## Parameter Ethylbenzene

Target value  $\pm U$  (k=2) 0,74  $\mu\text{g/L}$   $\pm$  0,05  $\mu\text{g/L}$   
 IFA result  $\pm U$  (k=2) 0,69  $\mu\text{g/L}$   $\pm$  0,03  $\mu\text{g/L}$   
 Stability test  $\pm U$  (k=2) 0,70  $\mu\text{g/L}$   $\pm$  0,03  $\mu\text{g/L}$

Lab Code	Result	$\pm$	Unit	Recovery	z-Score
A			$\mu\text{g/L}$		
B			$\mu\text{g/L}$		
C	0.80	0.24	$\mu\text{g/L}$	108%	0.48
D	0.84	0.13	$\mu\text{g/L}$	114%	0.79
E	0.74	0.15	$\mu\text{g/L}$	100%	0.00
F	0.65	0.16	$\mu\text{g/L}$	88%	-0.72
G			$\mu\text{g/L}$		
H	0.71	0.02	$\mu\text{g/L}$	96%	-0.24
I	0.79	0.16	$\mu\text{g/L}$	107%	0.40
J	0.670	0.115	$\mu\text{g/L}$	91%	-0.56
K	0.64	0.13	$\mu\text{g/L}$	86%	-0.79
L	0.671	0.329	$\mu\text{g/L}$	91%	-0.55
M	0.58	0.15	$\mu\text{g/L}$	78%	-1.27
N	0.77	0.15	$\mu\text{g/L}$	104%	0.24
O			$\mu\text{g/L}$		
P	0.72	0.143	$\mu\text{g/L}$	97%	-0.16
Q	0.69	0.12	$\mu\text{g/L}$	93%	-0.40
R	0.594	0.119	$\mu\text{g/L}$	80%	-1.16
S	0.577	0.115	$\mu\text{g/L}$	78%	-1.30
T	0.700	0.21	$\mu\text{g/L}$	95%	-0.32
U	0.64	0.13	$\mu\text{g/L}$	86%	-0.79
V	0.63	0.20	$\mu\text{g/L}$	85%	-0.87
W	0.732	0.146	$\mu\text{g/L}$	99%	-0.06
X	0.702	0.007	$\mu\text{g/L}$	95%	-0.30
Y	0.927	0.0630	$\mu\text{g/L}$	125%	1.49
Z	0.620	0.143	$\mu\text{g/L}$	84%	-0.95
AA	0.5956	0.1132	$\mu\text{g/L}$	80%	-1.15
AB	0.64	0.15	$\mu\text{g/L}$	86%	-0.79
AC	0.820	0.25	$\mu\text{g/L}$	111%	0.64
AD	0.616	0.092	$\mu\text{g/L}$	83%	-0.99
AE	0.63	0.16	$\mu\text{g/L}$	85%	-0.87
AN	0.735	0.279	$\mu\text{g/L}$	99%	-0.04
AO	0.754	0.113	$\mu\text{g/L}$	102%	0.11
AP	0.712	0.178	$\mu\text{g/L}$	96%	-0.22
AQ	1.27 *	0.190	$\mu\text{g/L}$	172%	4.21
AR	0.617	0.080	$\mu\text{g/L}$	83%	-0.98
AS	0.70	0.31	$\mu\text{g/L}$	95%	-0.32
AT	<1.00		$\mu\text{g/L}$	*	

	All results	Outliers excl.	Unit
Mean $\pm$ CI(99%)	0,71 $\pm$ 0,06	0,69 $\pm$ 0,04	$\mu\text{g/L}$
Recov. $\pm$ CI(99%)	96,2 $\pm$ 8,3	93,8 $\pm$ 5,4	%
SD between labs	0,13	0,08	$\mu\text{g/L}$
RSD between labs	18,1	11,9	%
n for calculation	33	32	



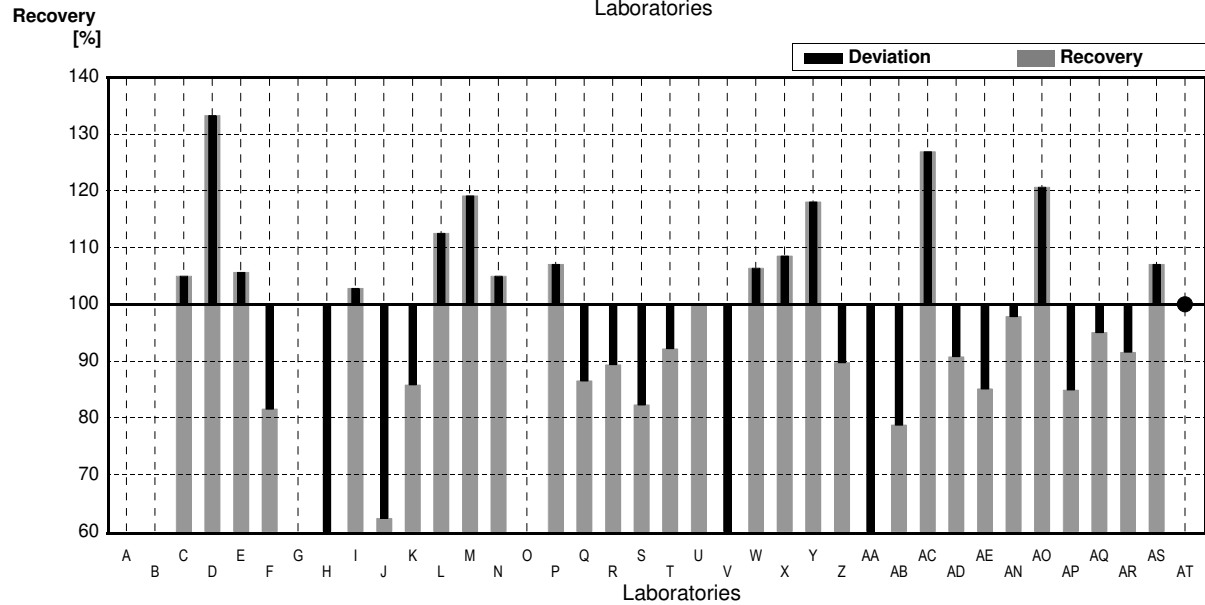
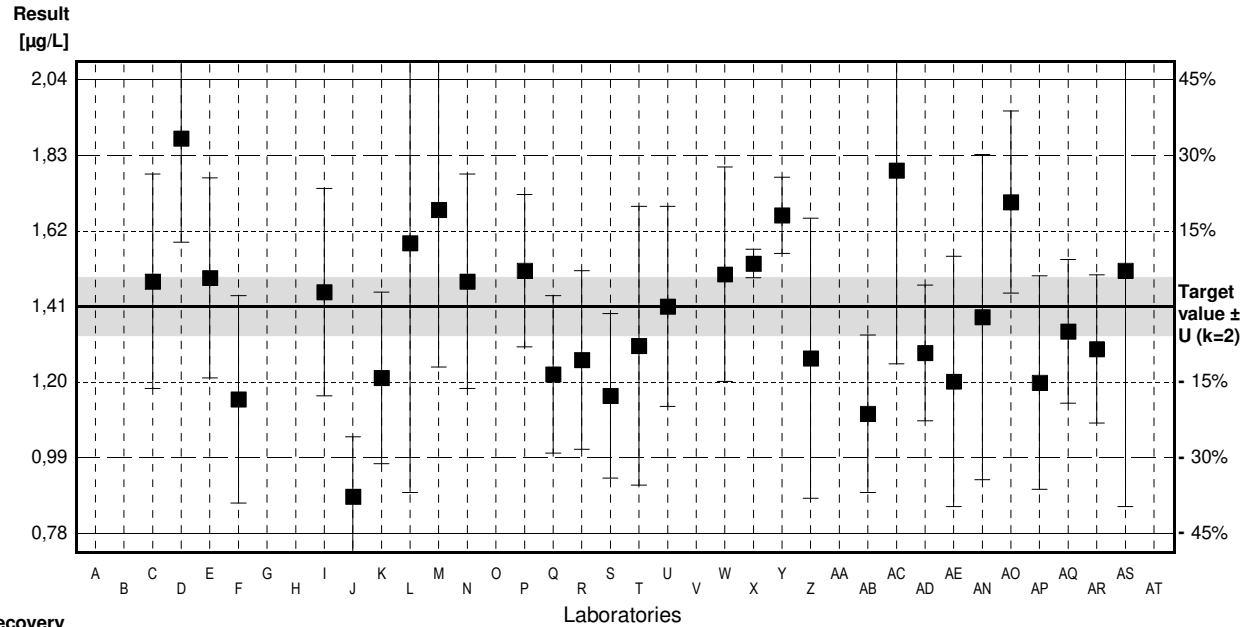
# Sample B-CB10A

## Parameter m,p-Xylene

Target value  $\pm U$  (k=2) 1,41  $\mu\text{g/L}$   $\pm$  0,08  $\mu\text{g/L}$   
 IFA result  $\pm U$  (k=2) 1,45  $\mu\text{g/L}$   $\pm$  0,05  $\mu\text{g/L}$   
 Stability test  $\pm U$  (k=2) 1,52  $\mu\text{g/L}$   $\pm$  0,06  $\mu\text{g/L}$

Lab Code	Result	$\pm$	Unit	Recovery	z-Score
A			$\mu\text{g/L}$		
B			$\mu\text{g/L}$		
C	1.48	0.30	$\mu\text{g/L}$	105%	0.26
D	1.88	0.29	$\mu\text{g/L}$	133%	1.75
E	1.49	0.28	$\mu\text{g/L}$	106%	0.30
F	1.15	0.29	$\mu\text{g/L}$	82%	-0.97
G			$\mu\text{g/L}$		
H	0.67	0.03	$\mu\text{g/L}$	48%	-2.76
I	1.45	0.29	$\mu\text{g/L}$	103%	0.15
J	0.878	0.167	$\mu\text{g/L}$	62%	-1.99
K	1.21	0.24	$\mu\text{g/L}$	86%	-0.75
L	1.587	0.697	$\mu\text{g/L}$	113%	0.66
M	1.68	0.44	$\mu\text{g/L}$	119%	1.01
N	1.48	0.30	$\mu\text{g/L}$	105%	0.26
O			$\mu\text{g/L}$		
P	1.51	0.213	$\mu\text{g/L}$	107%	0.37
Q	1.22	0.22	$\mu\text{g/L}$	87%	-0.71
R	1.26	0.25	$\mu\text{g/L}$	89%	-0.56
S	1.16	0.23	$\mu\text{g/L}$	82%	-0.93
T	1.30	0.39	$\mu\text{g/L}$	92%	-0.41
U	1.41	0.28	$\mu\text{g/L}$	100%	0.00
V	0.62		$\mu\text{g/L}$	44%	-2.95
W	1.50	0.30	$\mu\text{g/L}$	106%	0.34
X	1.53	0.040	$\mu\text{g/L}$	109%	0.45
Y	1.665	0.1065	$\mu\text{g/L}$	118%	0.95
Z	1.265	0.392	$\mu\text{g/L}$	90%	-0.54
AA	0.5773 *	0.1270	$\mu\text{g/L}$	41%	-3.11
AB	1.11	0.22	$\mu\text{g/L}$	79%	-1.12
AC	1.79	0.54	$\mu\text{g/L}$	127%	1.42
AD	1.28	0.19	$\mu\text{g/L}$	91%	-0.49
AE	1.20	0.35	$\mu\text{g/L}$	85%	-0.78
AN	1.380	0.455	$\mu\text{g/L}$	98%	-0.11
AO	1.702	0.255	$\mu\text{g/L}$	121%	1.09
AP	1.197	0.299	$\mu\text{g/L}$	85%	-0.80
AQ	1.34	0.201	$\mu\text{g/L}$	95%	-0.26
AR	1.291	0.207	$\mu\text{g/L}$	92%	-0.44
AS	1.51	0.66	$\mu\text{g/L}$	107%	0.37
AT	<2.00		$\mu\text{g/L}$	*	

	All results	Outliers excl.	Unit
Mean $\pm$ CI(99%)	1,33 $\pm$ 0,15	1,35 $\pm$ 0,14	$\mu\text{g/L}$
Recov. $\pm$ CI(99%)	94,1 $\pm$ 10,5	95,7 $\pm$ 9,8	%
SD between labs	0,31	0,28	$\mu\text{g/L}$
RSD between labs	23,4	21,0	%
n for calculation	33	32	



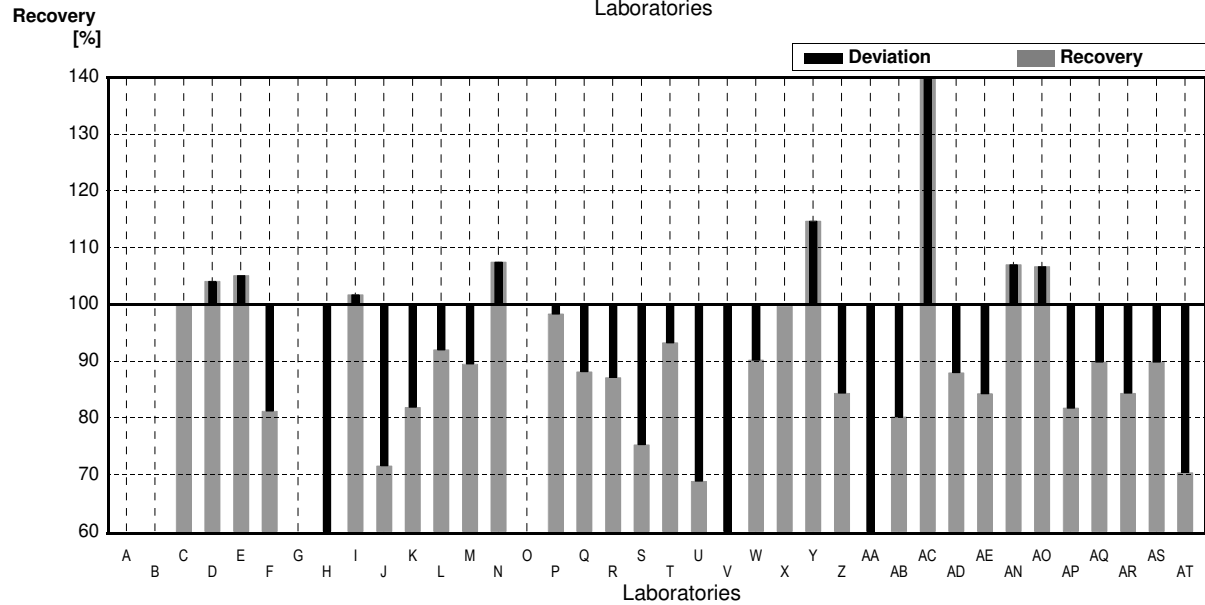
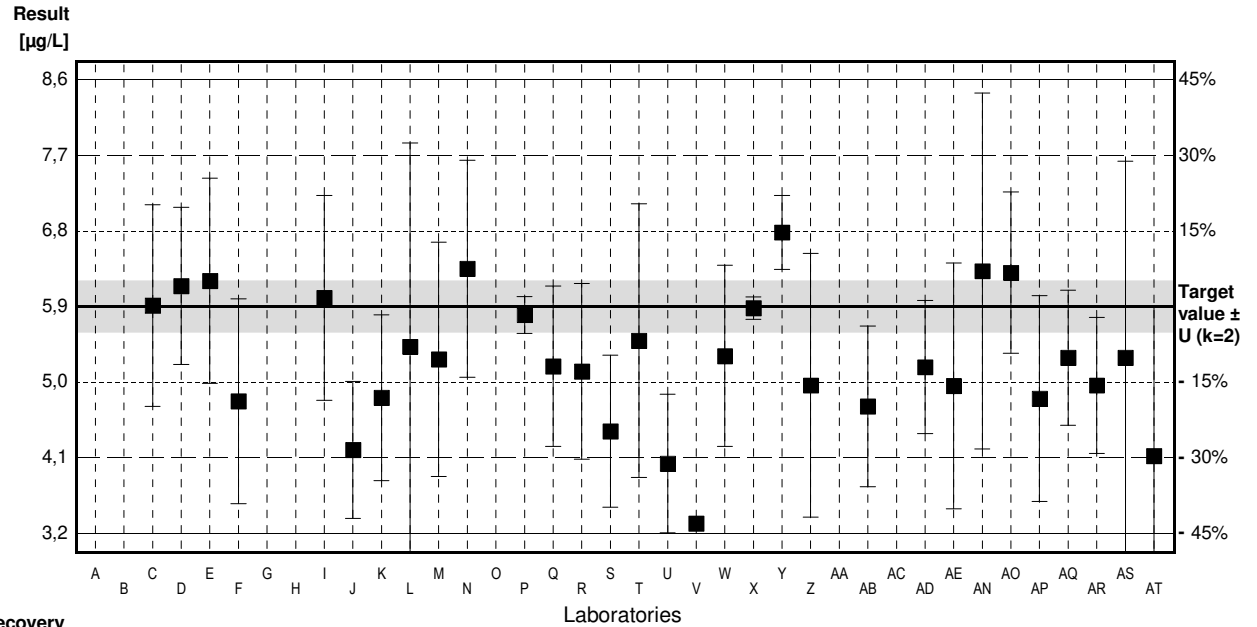
# Sample B-CB10B

## Parameter m,p-Xylene

Target value  $\pm U$  (k=2) 5,9  $\mu\text{g/L}$   $\pm$  0,3  $\mu\text{g/L}$   
 IFA result  $\pm U$  (k=2) 5,2  $\mu\text{g/L}$   $\pm$  0,2  $\mu\text{g/L}$   
 Stability test  $\pm U$  (k=2) 5,3  $\mu\text{g/L}$   $\pm$  0,2  $\mu\text{g/L}$

Lab Code	Result	$\pm$	Unit	Recovery	z-Score
A			$\mu\text{g/L}$		
B			$\mu\text{g/L}$		
C	5,91	1,18	$\mu\text{g/L}$	100%	0,01
D	6,14	0,92	$\mu\text{g/L}$	104%	0,21
E	6,2	1,2	$\mu\text{g/L}$	105%	0,27
F	4,79	1,20	$\mu\text{g/L}$	81%	-0,99
G			$\mu\text{g/L}$		
H	2,40	0,09	$\mu\text{g/L}$	41%	-3,12
I	6,0	1,2	$\mu\text{g/L}$	102%	0,09
J	4,22	0,802	$\mu\text{g/L}$	72%	-1,50
K	4,83	0,97	$\mu\text{g/L}$	82%	-0,95
L	5,429	2,384	$\mu\text{g/L}$	92%	-0,42
M	5,28	1,37	$\mu\text{g/L}$	89%	-0,55
N	6,34	1,27	$\mu\text{g/L}$	107%	0,39
O			$\mu\text{g/L}$		
P	5,8	0,215	$\mu\text{g/L}$	98%	-0,09
Q	5,2	0,94	$\mu\text{g/L}$	88%	-0,62
R	5,14	1,03	$\mu\text{g/L}$	87%	-0,68
S	4,44	0,89	$\mu\text{g/L}$	75%	-1,30
T	5,50	1,6	$\mu\text{g/L}$	93%	-0,36
U	4,06	0,81	$\mu\text{g/L}$	69%	-1,64
V	3,36		$\mu\text{g/L}$	57%	-2,27
W	5,32	1,06	$\mu\text{g/L}$	90%	-0,52
X	5,88	0,131	$\mu\text{g/L}$	100%	-0,02
Y	6,767	0,4331	$\mu\text{g/L}$	115%	0,77
Z	4,976	1,543	$\mu\text{g/L}$	84%	-0,82
AA	2,7505	0,6051	$\mu\text{g/L}$	47%	-2,81
AB	4,73	0,94	$\mu\text{g/L}$	80%	-1,04
AC	9,54	2,86	$\mu\text{g/L}$	162%	3,25
AD	5,19	0,78	$\mu\text{g/L}$	88%	-0,63
AE	4,97	1,44	$\mu\text{g/L}$	84%	-0,83
AN	6,314	2,084	$\mu\text{g/L}$	107%	0,37
AO	6,295	0,944	$\mu\text{g/L}$	107%	0,35
AP	4,821	1,205	$\mu\text{g/L}$	82%	-0,96
AQ	5,3	0,79	$\mu\text{g/L}$	90%	-0,54
AR	4,976	0,796	$\mu\text{g/L}$	84%	-0,82
AS	5,3	2,3	$\mu\text{g/L}$	90%	-0,54
AT	4,15	1,75	$\mu\text{g/L}$	70%	-1,56

	All results	Outliers excl.	Unit
Mean $\pm$ CI(99%)	5,2 $\pm$ 0,6	5,2 $\pm$ 0,4	$\mu\text{g/L}$
Recov. $\pm$ CI(99%)	88,9 $\pm$ 9,9	88,1 $\pm$ 7,3	%
SD between labs	1,2	0,9	$\mu\text{g/L}$
RSD between labs	23,7	17,1	%
n for calculation	34	32	



# Sample B-CB10A

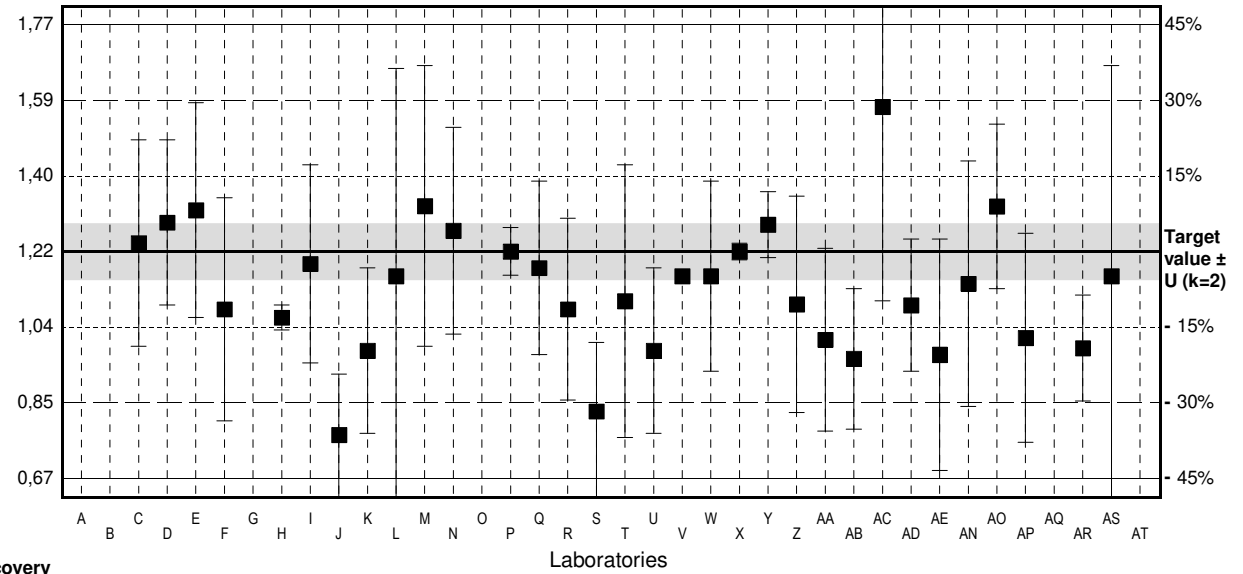
## Parameter o-Xylene

Target value  $\pm U$  (k=2) 1,22  $\mu\text{g/L}$   $\pm$  0,07  $\mu\text{g/L}$   
 IFA result  $\pm U$  (k=2) 1,18  $\mu\text{g/L}$   $\pm$  0,04  $\mu\text{g/L}$   
 Stability test  $\pm U$  (k=2) 1,22  $\mu\text{g/L}$   $\pm$  0,04  $\mu\text{g/L}$

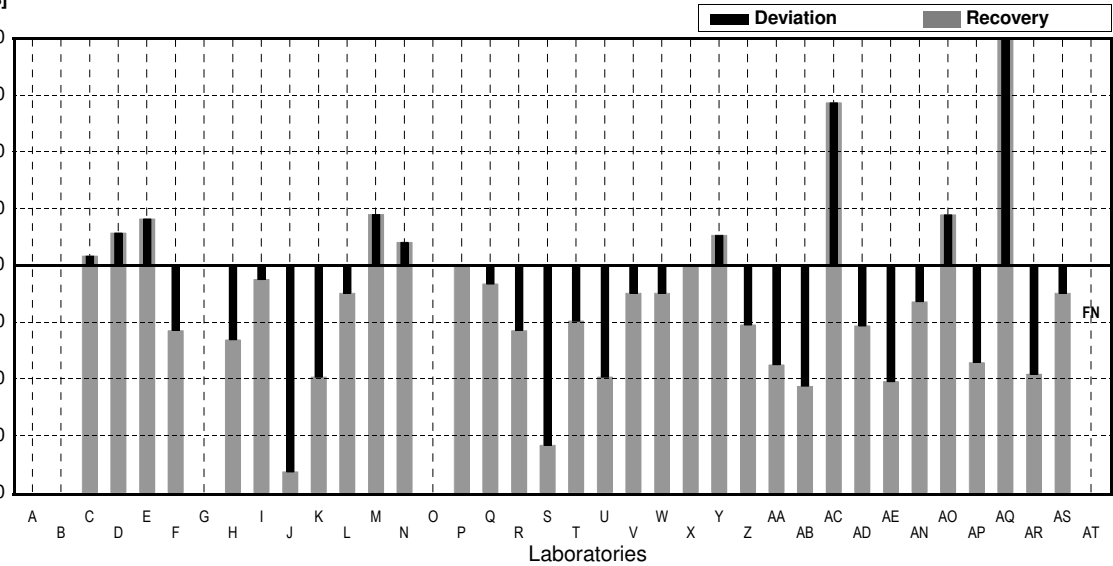
Lab Code	Result	$\pm$	Unit	Recovery	z-Score
A			$\mu\text{g/L}$		
B			$\mu\text{g/L}$		
C	1,24	0,25	$\mu\text{g/L}$	102%	0,11
D	1,29	0,20	$\mu\text{g/L}$	106%	0,38
E	1,32	0,26	$\mu\text{g/L}$	108%	0,55
F	1,08	0,27	$\mu\text{g/L}$	89%	-0,77
G			$\mu\text{g/L}$		
H	1,06	0,03	$\mu\text{g/L}$	87%	-0,87
I	1,19	0,24	$\mu\text{g/L}$	98%	-0,16
J	0,776	0,147	$\mu\text{g/L}$	64%	-2,43
K	0,98	0,20	$\mu\text{g/L}$	80%	-1,31
L	1,160	0,503	$\mu\text{g/L}$	95%	-0,33
M	1,33	0,34	$\mu\text{g/L}$	109%	0,60
N	1,27	0,25	$\mu\text{g/L}$	104%	0,27
O			$\mu\text{g/L}$		
P	1,22	0,058	$\mu\text{g/L}$	100%	0,00
Q	1,18	0,21	$\mu\text{g/L}$	97%	-0,22
R	1,08	0,22	$\mu\text{g/L}$	89%	-0,77
S	0,833	0,167	$\mu\text{g/L}$	68%	-2,11
T	1,10	0,33	$\mu\text{g/L}$	90%	-0,66
U	0,98	0,2	$\mu\text{g/L}$	80%	-1,31
V	1,16		$\mu\text{g/L}$	95%	-0,33
W	1,16	0,23	$\mu\text{g/L}$	95%	-0,33
X	1,22	0,020	$\mu\text{g/L}$	100%	0,00
Y	1,285	0,0797	$\mu\text{g/L}$	105%	0,36
Z	1,092	0,262	$\mu\text{g/L}$	90%	-0,70
AA	1,0063	0,2214	$\mu\text{g/L}$	82%	-1,17
AB	0,96	0,17	$\mu\text{g/L}$	79%	-1,42
AC	1,57	0,47	$\mu\text{g/L}$	129%	1,91
AD	1,09	0,16	$\mu\text{g/L}$	89%	-0,71
AE	0,97	0,28	$\mu\text{g/L}$	80%	-1,37
AN	1,142	0,297	$\mu\text{g/L}$	94%	-0,43
AO	1,329	0,199	$\mu\text{g/L}$	109%	0,60
AP	1,011	0,253	$\mu\text{g/L}$	83%	-1,14
AQ	2,18	0,327	$\mu\text{g/L}$	179%	5,25
AR	0,986	0,128	$\mu\text{g/L}$	81%	-1,28
AS	1,16	0,51	$\mu\text{g/L}$	95%	-0,33
AT	<1,00		$\mu\text{g/L}$	FN	

	All results	Outliers excl.	Unit
Mean $\pm$ CI(99%)	1,16 $\pm$ 0,11	1,13 $\pm$ 0,08	$\mu\text{g/L}$
Recov. $\pm$ CI(99%)	95,4 $\pm$ 9,4	92,8 $\pm$ 6,4	%
SD between labs	0,24	0,16	$\mu\text{g/L}$
RSD between labs	20,7	14,1	%
n for calculation	33	32	

Result  
[ $\mu\text{g/L}$ ]



Recovery  
[%]



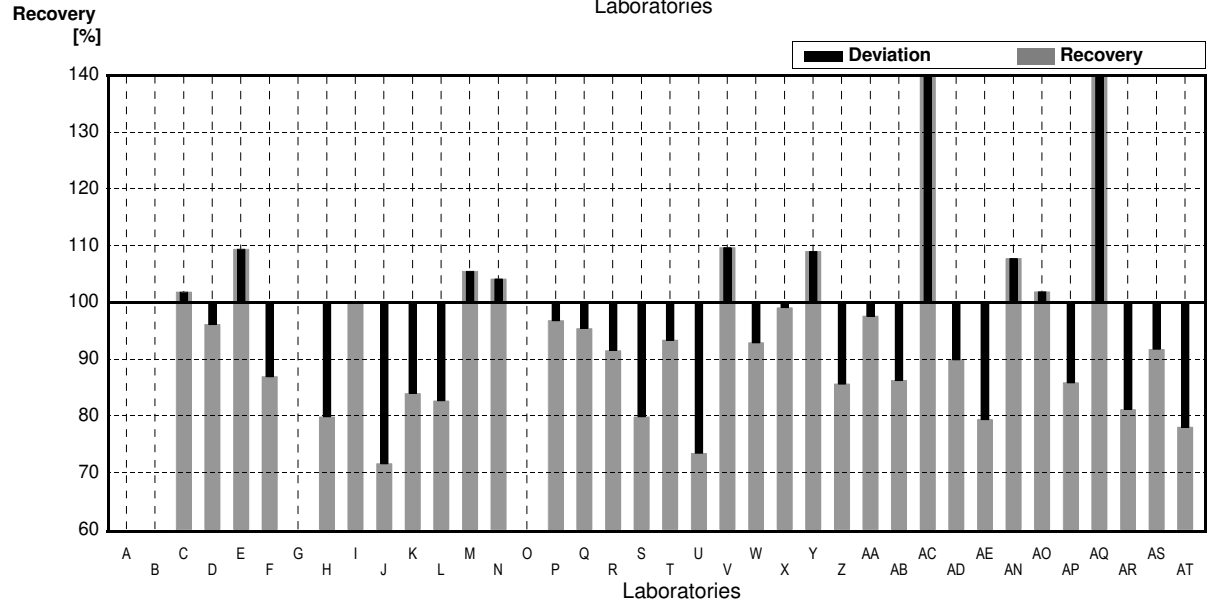
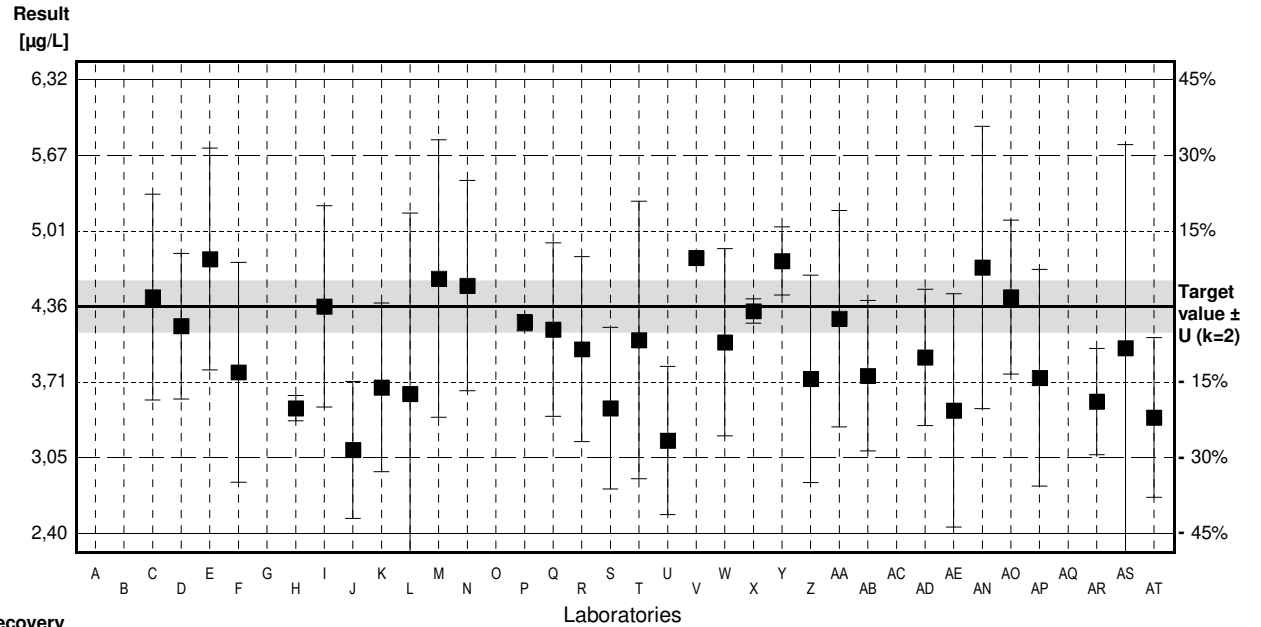
# Sample B-CB10B

## Parameter o-Xylene

Target value  $\pm U$  (k=2) 4,36  $\mu\text{g/L}$   $\pm$  0,22  $\mu\text{g/L}$   
 IFA result  $\pm U$  (k=2) 4,10  $\mu\text{g/L}$   $\pm$  0,15  $\mu\text{g/L}$   
 Stability test  $\pm U$  (k=2) 4,18  $\mu\text{g/L}$   $\pm$  0,15  $\mu\text{g/L}$

Lab Code	Result	$\pm$	Unit	Recovery	z-Score
A			$\mu\text{g/L}$		
B			$\mu\text{g/L}$		
C	4.44	0.89	$\mu\text{g/L}$	102%	0.12
D	4.19	0.63	$\mu\text{g/L}$	96%	-0.26
E	4.77	0.96	$\mu\text{g/L}$	109%	0.63
F	3.79	0.95	$\mu\text{g/L}$	87%	-0.87
G			$\mu\text{g/L}$		
H	3.48	0.11	$\mu\text{g/L}$	80%	-1.35
I	4.36	0.87	$\mu\text{g/L}$	100%	0.00
J	3.12	0.593	$\mu\text{g/L}$	72%	-1.90
K	3.66	0.73	$\mu\text{g/L}$	84%	-1.07
L	3.603	1.564	$\mu\text{g/L}$	83%	-1.16
M	4.60	1.20	$\mu\text{g/L}$	106%	0.37
N	4.54	0.91	$\mu\text{g/L}$	104%	0.28
O			$\mu\text{g/L}$		
P	4.22	0.070	$\mu\text{g/L}$	97%	-0.21
Q	4.16	0.75	$\mu\text{g/L}$	95%	-0.31
R	3.99	0.80	$\mu\text{g/L}$	92%	-0.57
S	3.48	0.70	$\mu\text{g/L}$	80%	-1.35
T	4.07	1.2	$\mu\text{g/L}$	93%	-0.44
U	3.20	0.64	$\mu\text{g/L}$	73%	-1.77
V	4.78		$\mu\text{g/L}$	110%	0.64
W	4.05	0.81	$\mu\text{g/L}$	93%	-0.47
X	4.32	0.106	$\mu\text{g/L}$	99%	-0.06
Y	4.752	0.2946	$\mu\text{g/L}$	109%	0.60
Z	3.733	0.896	$\mu\text{g/L}$	86%	-0.96
AA	4.2540	0.9359	$\mu\text{g/L}$	98%	-0.16
AB	3.76	0.65	$\mu\text{g/L}$	86%	-0.92
AC	6.87	2.06	$\mu\text{g/L}$	158%	3.84
AD	3.92	0.59	$\mu\text{g/L}$	90%	-0.67
AE	3.46	1.01	$\mu\text{g/L}$	79%	-1.38
AN	4.697	1.221	$\mu\text{g/L}$	108%	0.52
AO	4.441	0.666	$\mu\text{g/L}$	102%	0.12
AP	3.743	0.936	$\mu\text{g/L}$	86%	-0.94
AQ	7.2	1.09	$\mu\text{g/L}$	165%	4.34
AR	3.537	0.460	$\mu\text{g/L}$	81%	-1.26
AS	4.00	1.76	$\mu\text{g/L}$	92%	-0.55
AT	3.40	0.69	$\mu\text{g/L}$	78%	-1.47

	All results	Outliers excl.	Unit
Mean $\pm$ CI(99%)	4,19 $\pm$ 0,40	4,02 $\pm$ 0,23	$\mu\text{g/L}$
Recov. $\pm$ CI(99%)	96,2 $\pm$ 9,2	92,1 $\pm$ 5,3	%
SD between labs	0,86	0,48	$\mu\text{g/L}$
RSD between labs	20,4	11,9	%
n for calculation	34	32	



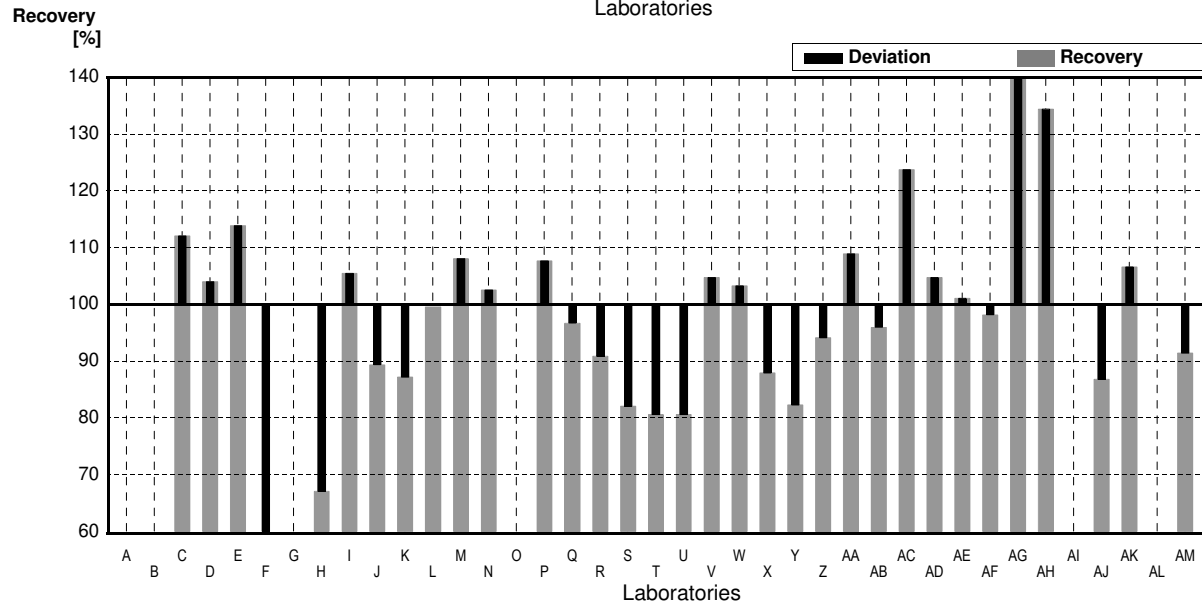
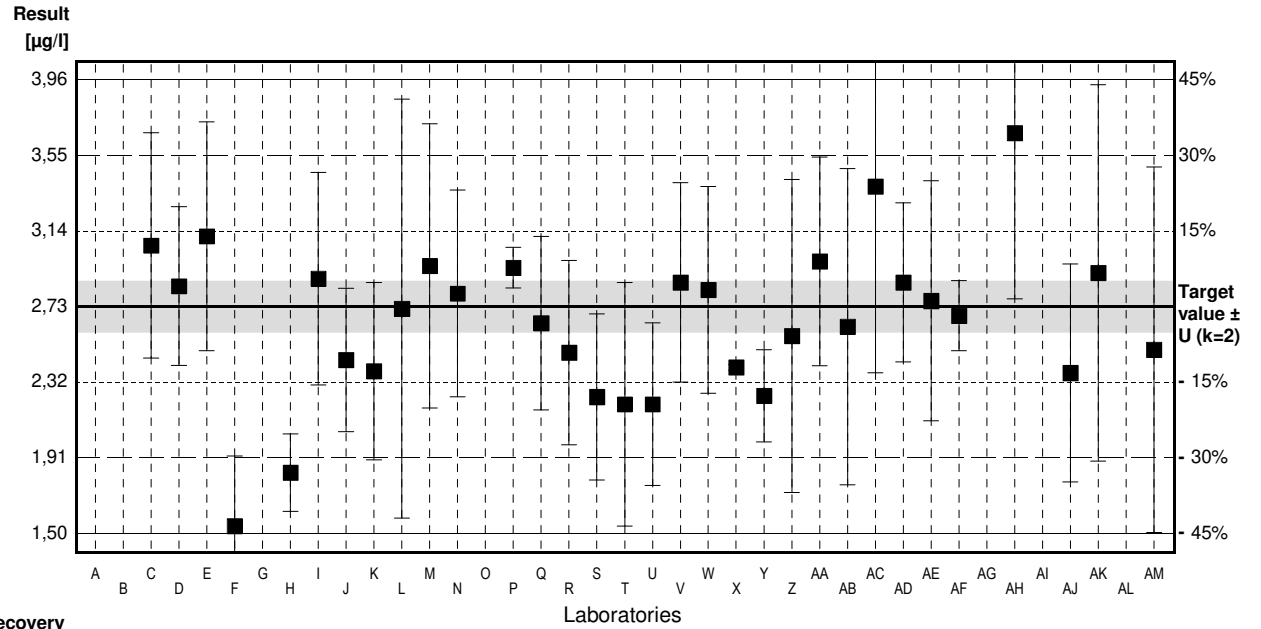
# Sample C-CB10A

## Parameter Trichloroethene

Target value ± U (k=2) 2,73 µg/l ± 0,14 µg/l  
 IFA result ± U (k=2) 2,56 µg/l ± 0,13 µg/l  
 Stability test ± U (k=2) 2,65 µg/l ± 0,13 µg/l

Lab Code	Result	±	Unit	Recovery	z-Score
A			µg/l		
B			µg/l		
C	3,06	0,61	µg/l	112%	0,86
D	2,84	0,43	µg/l	104%	0,29
E	3,11	0,62	µg/l	114%	0,99
F	1,54 *	0,38	µg/l	56%	-3,11
G			µg/l		
H	1,83	0,21	µg/l	67%	-2,35
I	2,880	0,576	µg/l	105%	0,39
J	2,44	0,388	µg/l	89%	-0,76
K	2,38	0,48	µg/l	87%	-0,92
L	2,718	1,134	µg/l	100%	-0,03
M	2,95	0,77	µg/l	108%	0,58
N	2,80	0,56	µg/l	103%	0,18
O			µg/l		
P	2,94	0,110	µg/l	108%	0,55
Q	2,64	0,47	µg/l	97%	-0,24
R	2,48	0,50	µg/l	91%	-0,65
S	2,24	0,45	µg/l	82%	-1,28
T	2,20	0,66	µg/l	81%	-1,39
U	2,20	0,44	µg/l	81%	-1,39
V	2,86	0,54	µg/l	105%	0,34
W	2,82	0,56	µg/l	103%	0,24
X	2,40	0,015	µg/l	88%	-0,86
Y	2,246	0,2495	µg/l	82%	-1,27
Z	2,570	0,848	µg/l	94%	-0,42
AA	2,9739	0,5650	µg/l	109%	0,64
AB	2,62	0,857	µg/l	96%	-0,29
AC	3,38	1,01	µg/l	124%	1,70
AD	2,86	0,43	µg/l	105%	0,34
AE	2,76	0,65	µg/l	101%	0,08
AF	2,68	0,19	µg/l	98%	-0,13
AG	25,9 *	4,6	µg/l	949%	60,62
AH	3,67	0,9	µg/l	134%	2,46
AI			µg/l		
AJ	2,37	0,59	µg/l	87%	-0,94
AK	2,911	1,019	µg/l	107%	0,47
AL			µg/l		
AM	2,496	0,99	µg/l	91%	-0,61

	All results	Outliers excl.	Unit
Mean ± CI(99%)	3,36 ± 1,94	2,69 ± 0,19	µg/l
Recov. ± CI(99%)	122,9 ± 71,1	98,5 ± 6,8	%
SD between labs	4,07	0,38	µg/l
RSD between labs	121,2	14,0	%
n for calculation	33	31	





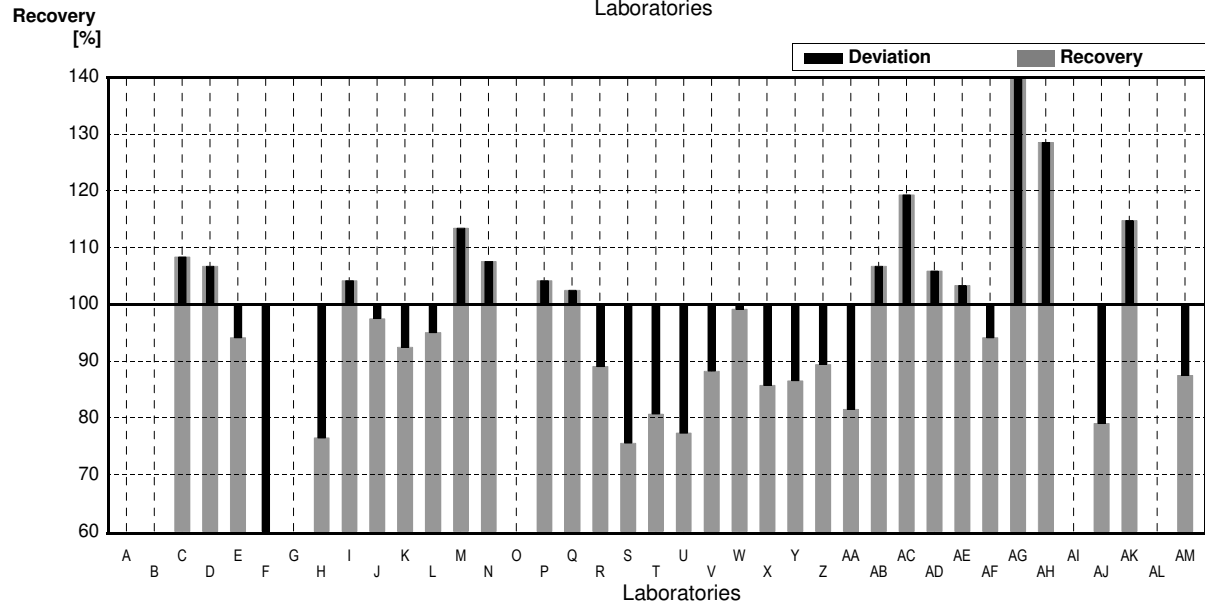
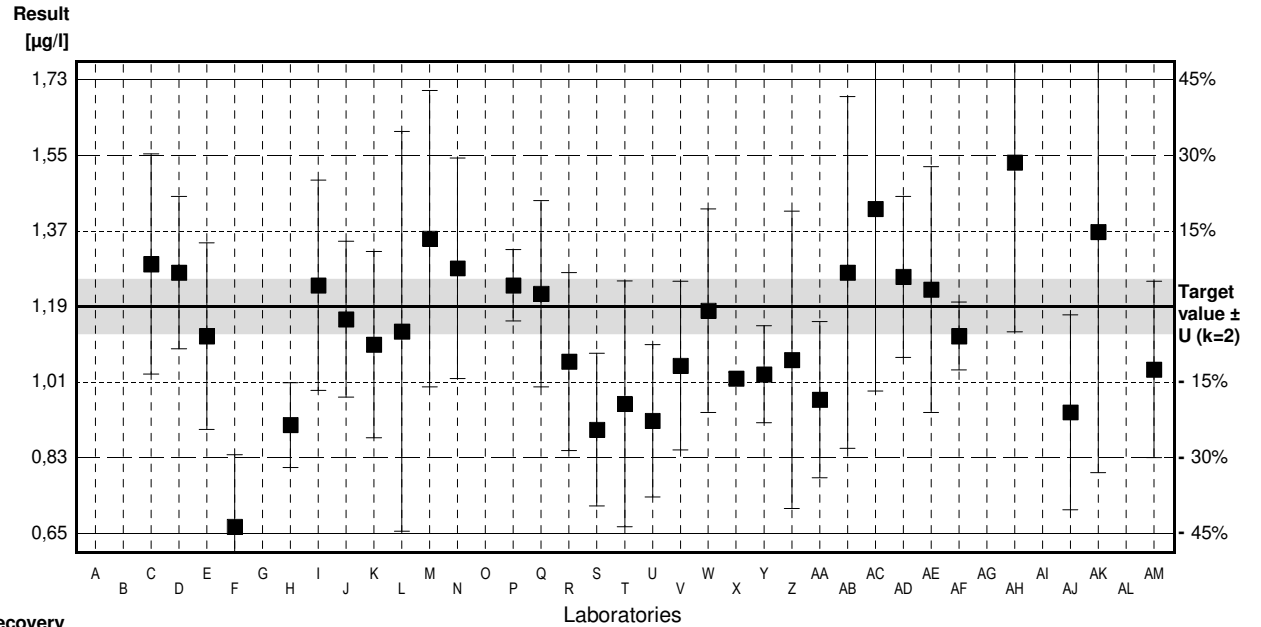
# Sample C-CB10B

## Parameter Trichloroethene

Target value  $\pm U$  (k=2) 1,19  $\mu\text{g/l}$   $\pm$  0,06  $\mu\text{g/l}$   
 IFA result  $\pm U$  (k=2) 1,13  $\mu\text{g/l}$   $\pm$  0,06  $\mu\text{g/l}$   
 Stability test  $\pm U$  (k=2) 1,13  $\mu\text{g/l}$   $\pm$  0,06  $\mu\text{g/l}$

Lab Code	Result	$\pm$	Unit	Recovery	z-Score
A			$\mu\text{g/l}$		
B			$\mu\text{g/l}$		
C	1,29	0,26	$\mu\text{g/l}$	108%	0,60
D	1,27	0,18	$\mu\text{g/l}$	107%	0,48
E	1,12	0,22	$\mu\text{g/l}$	94%	-0,42
F	0,67	0,17	$\mu\text{g/l}$	56%	-3,12
G			$\mu\text{g/l}$		
H	0,91	0,10	$\mu\text{g/l}$	76%	-1,68
I	1,240	0,248	$\mu\text{g/l}$	104%	0,30
J	1,16	0,184	$\mu\text{g/l}$	97%	-0,18
K	1,10	0,22	$\mu\text{g/l}$	92%	-0,54
L	1,131	0,472	$\mu\text{g/l}$	95%	-0,35
M	1,35	0,35	$\mu\text{g/l}$	113%	0,96
N	1,28	0,26	$\mu\text{g/l}$	108%	0,54
O			$\mu\text{g/l}$		
P	1,24	0,084	$\mu\text{g/l}$	104%	0,30
Q	1,22	0,22	$\mu\text{g/l}$	103%	0,18
R	1,06	0,21	$\mu\text{g/l}$	89%	-0,78
S	0,899	0,180	$\mu\text{g/l}$	76%	-1,75
T	0,960	0,29	$\mu\text{g/l}$	81%	-1,38
U	0,92	0,18	$\mu\text{g/l}$	77%	-1,62
V	1,05	0,199	$\mu\text{g/l}$	88%	-0,84
W	1,18	0,24	$\mu\text{g/l}$	99%	-0,06
X	1,02	0,015	$\mu\text{g/l}$	86%	-1,02
Y	1,030	0,1145	$\mu\text{g/l}$	87%	-0,96
Z	1,064	0,351	$\mu\text{g/l}$	89%	-0,76
AA	0,9698	0,1843	$\mu\text{g/l}$	81%	-1,32
AB	1,27	0,415	$\mu\text{g/l}$	107%	0,48
AC	1,42	0,430	$\mu\text{g/l}$	119%	1,38
AD	1,26	0,19	$\mu\text{g/l}$	106%	0,42
AE	1,23	0,29	$\mu\text{g/l}$	103%	0,24
AF	1,12	0,080	$\mu\text{g/l}$	94%	-0,42
AG	9,5	1,7	$\mu\text{g/l}$	798%	49,88
AH	1,53	0,4	$\mu\text{g/l}$	129%	2,04
AI			$\mu\text{g/l}$		
AJ	0,94	0,23	$\mu\text{g/l}$	79%	-1,50
AK	1,366	0,568	$\mu\text{g/l}$	115%	1,06
AL			$\mu\text{g/l}$		
AM	1,041	0,208	$\mu\text{g/l}$	87%	-0,89

	All results	Outliers excl.	Unit
Mean $\pm$ CI(99%)	1,39 $\pm$ 0,70	1,13 $\pm$ 0,09	$\mu\text{g/l}$
Recov. $\pm$ CI(99%)	116,7 $\pm$ 58,8	95,4 $\pm$ 7,3	%
SD between labs	1,47	0,18	$\mu\text{g/l}$
RSD between labs	105,7	15,8	%
n for calculation	33	32	



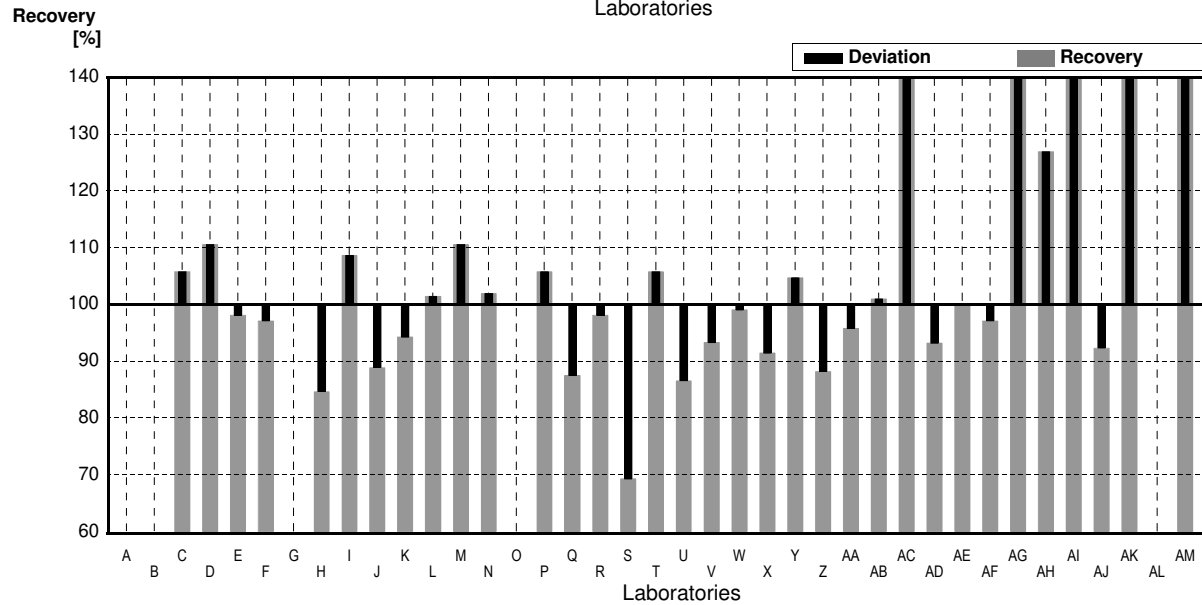
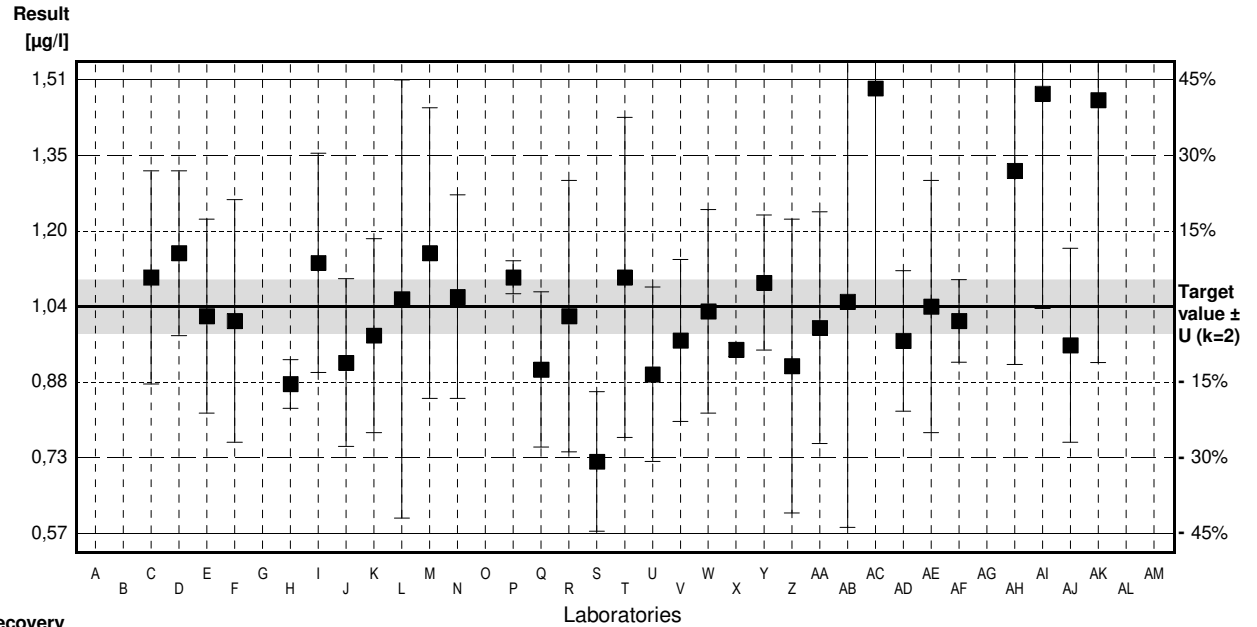
# Sample C-CB10A

## Parameter Tetrachloroethene

Target value  $\pm U$  (k=2) 1,04  $\mu\text{g/l}$   $\pm$  0,06  $\mu\text{g/l}$   
 IFA result  $\pm U$  (k=2) 1,00  $\mu\text{g/l}$   $\pm$  0,07  $\mu\text{g/l}$   
 Stability test  $\pm U$  (k=2) 1,01  $\mu\text{g/l}$   $\pm$  0,07  $\mu\text{g/l}$

Lab Code	Result	$\pm$	Unit	Recovery	z-Score
A			$\mu\text{g/l}$		
B			$\mu\text{g/l}$		
C	1.10	0.22	$\mu\text{g/l}$	106%	0.38
D	1.15	0.17	$\mu\text{g/l}$	111%	0.71
E	1.02	0.20	$\mu\text{g/l}$	98%	-0.13
F	1.01	0.25	$\mu\text{g/l}$	97%	-0.19
G			$\mu\text{g/l}$		
H	0.88	0.05	$\mu\text{g/l}$	85%	-1.03
I	1.130	0.226	$\mu\text{g/l}$	109%	0.58
J	0.924	0.173	$\mu\text{g/l}$	89%	-0.74
K	0.98	0.20	$\mu\text{g/l}$	94%	-0.38
L	1.055	0.452	$\mu\text{g/l}$	101%	0.10
M	1.15	0.30	$\mu\text{g/l}$	111%	0.71
N	1.06	0.21	$\mu\text{g/l}$	102%	0.13
O			$\mu\text{g/l}$		
P	1.10	0.034	$\mu\text{g/l}$	106%	0.38
Q	0.91	0.16	$\mu\text{g/l}$	88%	-0.83
R	1.02	0.28	$\mu\text{g/l}$	98%	-0.13
S	0.720	0.144	$\mu\text{g/l}$	69%	-2.05
T	1.10	0.33	$\mu\text{g/l}$	106%	0.38
U	0.90	0.18	$\mu\text{g/l}$	87%	-0.90
V	0.97	0.167	$\mu\text{g/l}$	93%	-0.45
W	1.03	0.21	$\mu\text{g/l}$	99%	-0.06
X	0.951	0.014	$\mu\text{g/l}$	91%	-0.57
Y	1.089	0.1393	$\mu\text{g/l}$	105%	0.31
Z	0.917	0.303	$\mu\text{g/l}$	88%	-0.79
AA	0.9960	0.2390	$\mu\text{g/l}$	96%	-0.28
AB	1.05	0.466	$\mu\text{g/l}$	101%	0.06
AC	1.49 *	0.45	$\mu\text{g/l}$	143%	2.88
AD	0.969	0.145	$\mu\text{g/l}$	93%	-0.46
AE	1.04	0.26	$\mu\text{g/l}$	100%	0.00
AF	1.01	0.085	$\mu\text{g/l}$	97%	-0.19
AG	9.6 *	1.9	$\mu\text{g/l}$	923%	54.87
AH	1.32	0.4	$\mu\text{g/l}$	127%	1.79
AI	1.479 *	0.443	$\mu\text{g/l}$	142%	2.81
AJ	0.96	0.20	$\mu\text{g/l}$	92%	-0.51
AK	1.466 *	0.542	$\mu\text{g/l}$	141%	2.73
AL			$\mu\text{g/l}$		
AM	9.75 *	0.795	$\mu\text{g/l}$	938%	55.83

	All results	Outliers excl.	Unit
Mean $\pm$ CI(99%)	1,57 $\pm$ 0,97	1,02 $\pm$ 0,06	$\mu\text{g/l}$
Recov. $\pm$ CI(99%)	150,7 $\pm$ 93,3	97,8 $\pm$ 5,4	%
SD between labs	2,06	0,11	$\mu\text{g/l}$
RSD between labs	131,7	10,8	%
n for calculation	34	29	



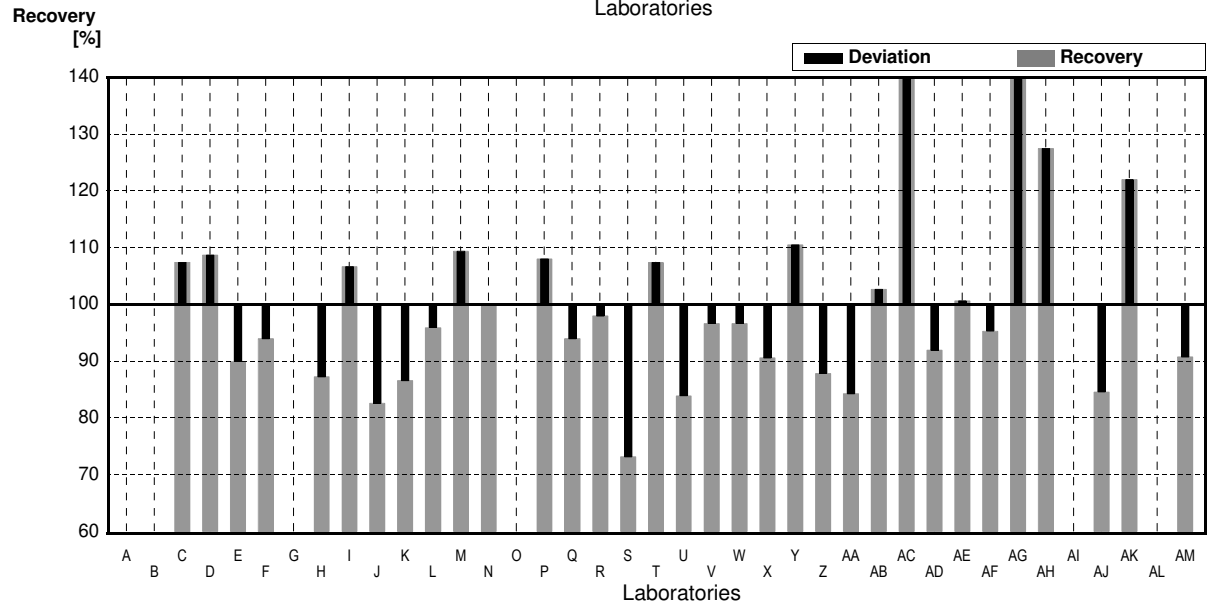
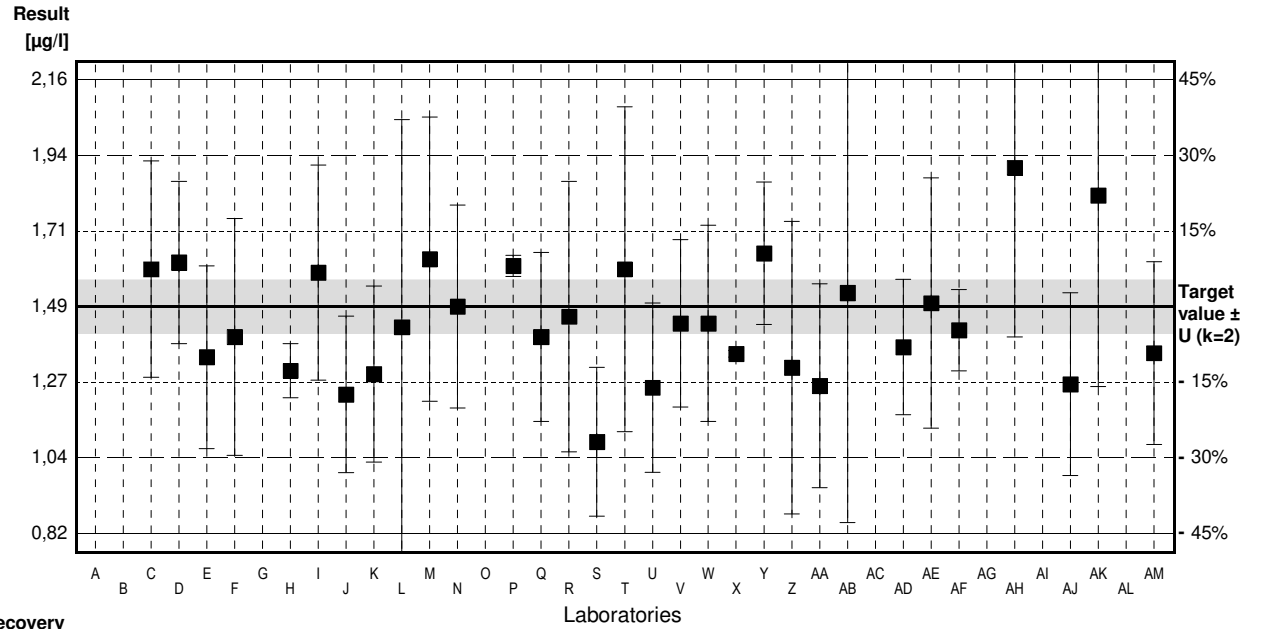
# Sample C-CB10B

## Parameter Tetrachloroethene

Target value  $\pm U$  (k=2) 1,49  $\mu\text{g/l}$   $\pm$  0,08  $\mu\text{g/l}$   
 IFA result  $\pm U$  (k=2) 1,45  $\mu\text{g/l}$   $\pm$  0,10  $\mu\text{g/l}$   
 Stability test  $\pm U$  (k=2) 1,44  $\mu\text{g/l}$   $\pm$  0,10  $\mu\text{g/l}$

Lab Code	Result	$\pm$	Unit	Recovery	z-Score
A			$\mu\text{g/l}$		
B			$\mu\text{g/l}$		
C	1.60	0.32	$\mu\text{g/l}$	107%	0.49
D	1.62	0.24	$\mu\text{g/l}$	109%	0.58
E	1.34	0.27	$\mu\text{g/l}$	90%	-0.67
F	1.40	0.35	$\mu\text{g/l}$	94%	-0.40
G			$\mu\text{g/l}$		
H	1.30	0.08	$\mu\text{g/l}$	87%	-0.85
I	1.590	0.318	$\mu\text{g/l}$	107%	0.45
J	1.23	0.231	$\mu\text{g/l}$	83%	-1.16
K	1.29	0.26	$\mu\text{g/l}$	87%	-0.89
L	1.429	0.613	$\mu\text{g/l}$	96%	-0.27
M	1.63	0.42	$\mu\text{g/l}$	109%	0.63
N	1.49	0.3	$\mu\text{g/l}$	100%	0.00
O			$\mu\text{g/l}$		
P	1.61	0.031	$\mu\text{g/l}$	108%	0.54
Q	1.40	0.25	$\mu\text{g/l}$	94%	-0.40
R	1.46	0.40	$\mu\text{g/l}$	98%	-0.13
S	1.09	0.22	$\mu\text{g/l}$	73%	-1.79
T	1.60	0.48	$\mu\text{g/l}$	107%	0.49
U	1.25	0.25	$\mu\text{g/l}$	84%	-1.07
V	1.44	0.247	$\mu\text{g/l}$	97%	-0.22
W	1.44	0.29	$\mu\text{g/l}$	97%	-0.22
X	1.35	0.010	$\mu\text{g/l}$	91%	-0.63
Y	1.647	0.2106	$\mu\text{g/l}$	111%	0.70
Z	1.309	0.432	$\mu\text{g/l}$	88%	-0.81
AA	1.2556	0.3014	$\mu\text{g/l}$	84%	-1.05
AB	1.53	0.679	$\mu\text{g/l}$	103%	0.18
AC	2.37	* 0.710	$\mu\text{g/l}$	159%	3.94
AD	1.37	0.20	$\mu\text{g/l}$	92%	-0.54
AE	1.50	0.37	$\mu\text{g/l}$	101%	0.04
AF	1.42	0.12	$\mu\text{g/l}$	95%	-0.31
AG	12.1	* 2.4	$\mu\text{g/l}$	812%	47.47
AH	1.90	0.5	$\mu\text{g/l}$	128%	1.83
AI			$\mu\text{g/l}$		
AJ	1.26	0.27	$\mu\text{g/l}$	85%	-1.03
AK	1.818	0.565	$\mu\text{g/l}$	122%	1.47
AL			$\mu\text{g/l}$		
AM	1.352	0.270	$\mu\text{g/l}$	91%	-0.62

	All results	Outliers excl.	Unit
Mean $\pm$ CI(99%)	1,80 $\pm$ 0,89	1,45 $\pm$ 0,09	$\mu\text{g/l}$
Recov. $\pm$ CI(99%)	120,8 $\pm$ 59,7	97,3 $\pm$ 5,9	%
SD between labs	1,86	0,18	$\mu\text{g/l}$
RSD between labs	103,6	12,2	%
n for calculation	33	31	



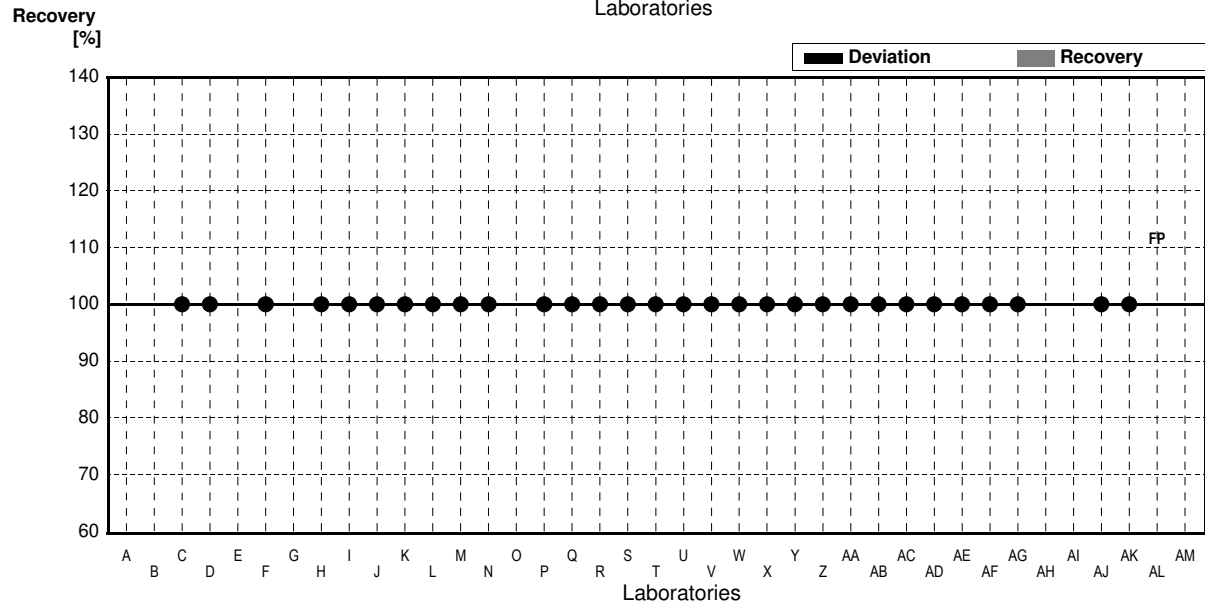
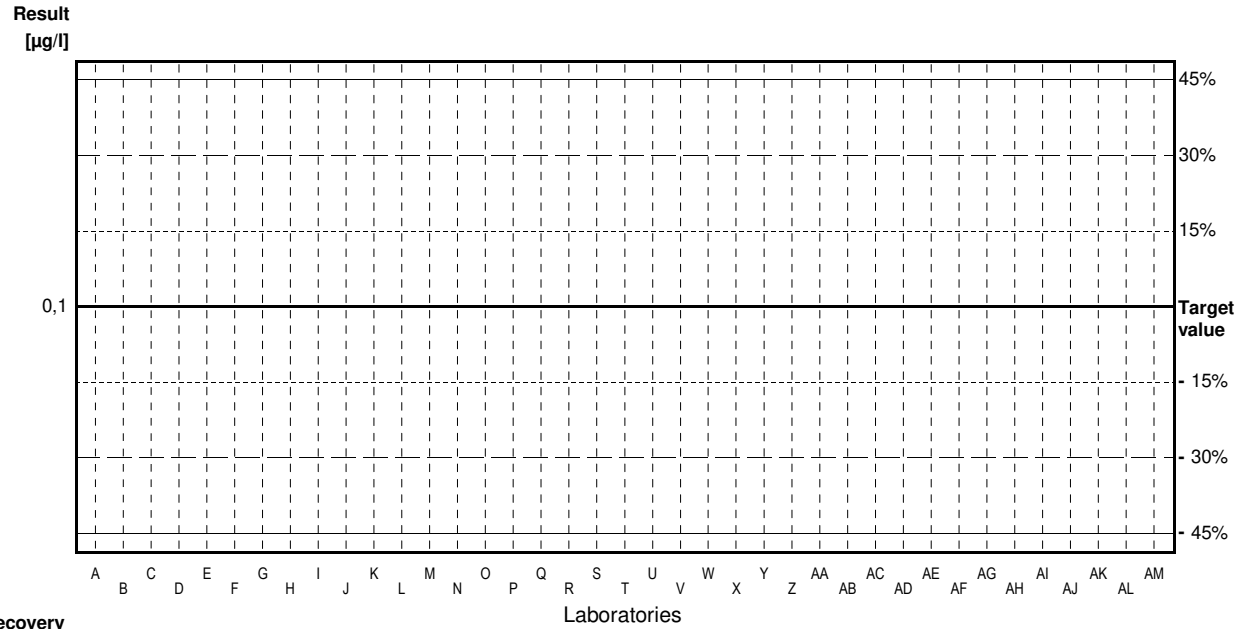
# Sample C-CB10A

## Parameter 1,1,1-Trichloroethane

Target value <0,1 µg/l  
 IFA result <0,1 µg/l  
 Stability test <0,1 µg/l

Lab Code	Result	±	Unit	Recovery	z-Score
A			µg/l		
B			µg/l		
C	<0.05		µg/l	•	
D	<0.5		µg/l	•	
E			µg/l		
F	<0.05	0.01	µg/l	•	
G			µg/l		
H	<0.1		µg/l	•	
I	<0.020		µg/l	•	
J	<0.15		µg/l	•	
K	<0.50		µg/l	•	
L	<0.100		µg/l	•	
M	<0.1		µg/l	•	
N	<0.1		µg/l	•	
O			µg/l		
P	<0.050		µg/l	•	
Q	<0.05		µg/l	•	
R	<0.02		µg/l	•	
S	<0.1		µg/l	•	
T	<0.1		µg/l	•	
U	<0.5		µg/l	•	
V	<0.1		µg/l	•	
W	<0.1		µg/l	•	
X	<0.10		µg/l	•	
Y	<0.05		µg/l	•	
Z	<0.05	0.011	µg/l	•	
AA	<0.5000		µg/l	•	
AB	<0.1	0	µg/l	•	
AC	<0.100		µg/l	•	
AD	<0.1		µg/l	•	
AE	<0.10		µg/l	•	
AF	<0.20		µg/l	•	
AG	<0.1	0	µg/l	•	
AH			µg/l		
AI			µg/l		
AJ	0.0220	0.004	µg/l	•	
AK	<0.046	0.020	µg/l	•	
AL	0.219		µg/l	FP	
AM	<ba		µg/l		

	All results	Outliers excl.	Unit
Mean ± CI(99%)			µg/l
Recov. ± CI(99%)			%
SD between labs			µg/l
RSD between labs			%
n for calculation			



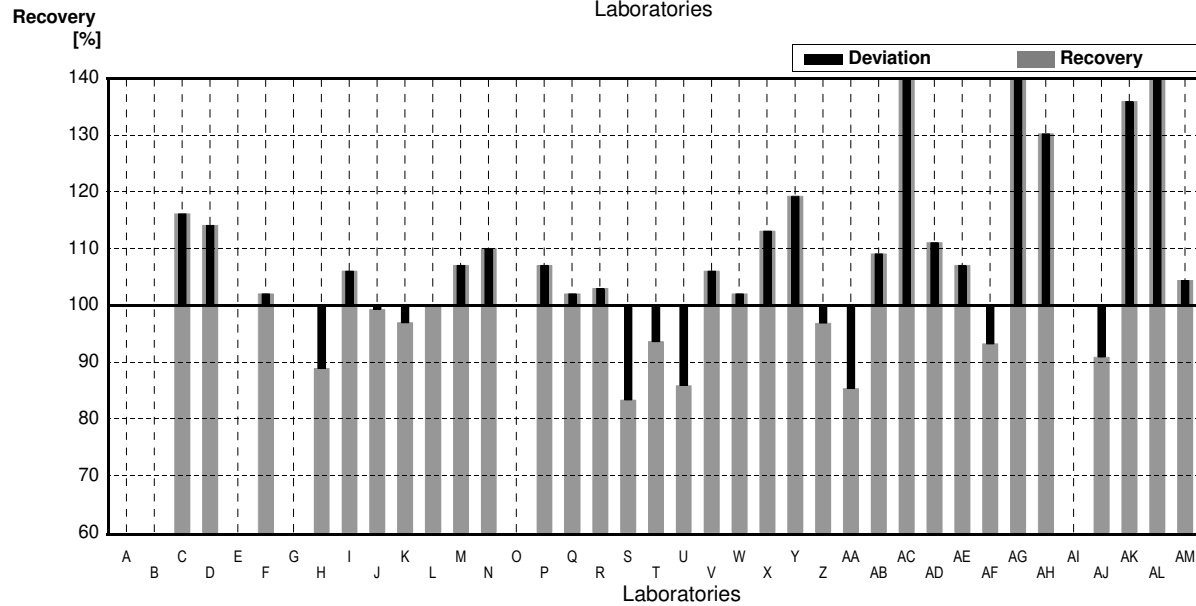
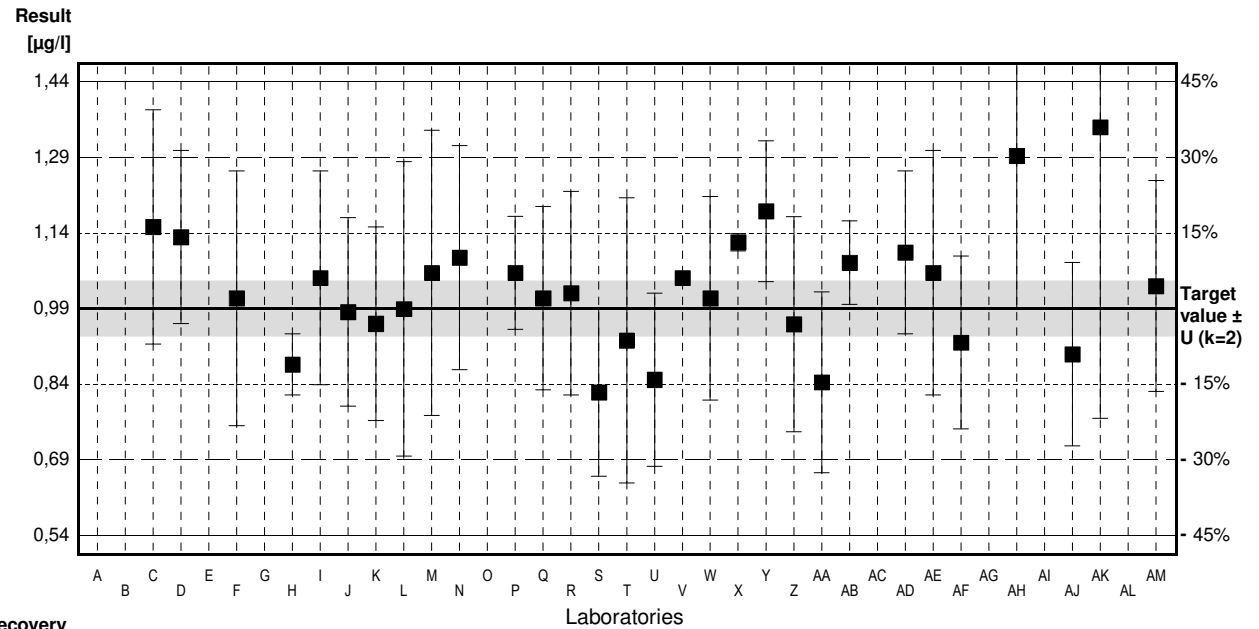
# Sample C-CB10B

## Parameter 1,1,1-Trichloroethane

Target value  $\pm U$  (k=2) 0,99  $\mu\text{g/l}$   $\pm$  0,05  $\mu\text{g/l}$   
 IFA result  $\pm U$  (k=2) 0,96  $\mu\text{g/l}$   $\pm$  0,09  $\mu\text{g/l}$   
 Stability test  $\pm U$  (k=2) 1,02  $\mu\text{g/l}$   $\pm$  0,09  $\mu\text{g/l}$

Lab Code	Result	$\pm$	Unit	Recovery	z-Score
A			$\mu\text{g/l}$		
B			$\mu\text{g/l}$		
C	1,15	0,23	$\mu\text{g/l}$	116%	1,24
D	1,13	0,17	$\mu\text{g/l}$	114%	1,09
E			$\mu\text{g/l}$		
F	1,01	0,25	$\mu\text{g/l}$	102%	0,16
G			$\mu\text{g/l}$		
H	0,88	0,06	$\mu\text{g/l}$	89%	-0,85
I	1,050	0,210	$\mu\text{g/l}$	106%	0,47
J	0,983	0,185	$\mu\text{g/l}$	99%	-0,05
K	0,96	0,19	$\mu\text{g/l}$	97%	-0,23
L	0,989	0,289	$\mu\text{g/l}$	100%	-0,01
M	1,06	0,28	$\mu\text{g/l}$	107%	0,54
N	1,09	0,22	$\mu\text{g/l}$	110%	0,78
O			$\mu\text{g/l}$		
P	1,06	0,111	$\mu\text{g/l}$	107%	0,54
Q	1,01	0,18	$\mu\text{g/l}$	102%	0,16
R	1,02	0,20	$\mu\text{g/l}$	103%	0,23
S	0,825	0,165	$\mu\text{g/l}$	83%	-1,28
T	0,927	0,28	$\mu\text{g/l}$	94%	-0,49
U	0,85	0,17	$\mu\text{g/l}$	86%	-1,09
V	1,05		$\mu\text{g/l}$	106%	0,47
W	1,01	0,20	$\mu\text{g/l}$	102%	0,16
X	1,12	0,017	$\mu\text{g/l}$	113%	1,01
Y	1,181	0,1382	$\mu\text{g/l}$	119%	1,48
Z	0,959	0,211	$\mu\text{g/l}$	97%	-0,24
AA	0,8449	0,1774	$\mu\text{g/l}$	85%	-1,13
AB	1,08	0,082	$\mu\text{g/l}$	109%	0,70
AC	1,71	0,510	$\mu\text{g/l}$	173%	5,59
AD	1,10	0,16	$\mu\text{g/l}$	111%	0,85
AE	1,06	0,24	$\mu\text{g/l}$	107%	0,54
AF	0,923	0,17	$\mu\text{g/l}$	93%	-0,52
AG	8,4	2,1	$\mu\text{g/l}$	848%	57,58
AH	1,29	0,3	$\mu\text{g/l}$	130%	2,33
AI			$\mu\text{g/l}$		
AJ	0,90	0,18	$\mu\text{g/l}$	91%	-0,70
AK	1,346	0,572	$\mu\text{g/l}$	136%	2,77
AL	1,67	*	$\mu\text{g/l}$	169%	5,28
AM	1,034	0,207	$\mu\text{g/l}$	104%	0,34

	All results	Outliers excl.	Unit
Mean $\pm$ CI(99%)	1,29 $\pm$ 0,62	1,03 $\pm$ 0,06	$\mu\text{g/l}$
Recov. $\pm$ CI(99%)	130,6 $\pm$ 62,2	104,0 $\pm$ 6,1	%
SD between labs	1,29	0,12	$\mu\text{g/l}$
RSD between labs	99,8	11,7	%
n for calculation	33	30	



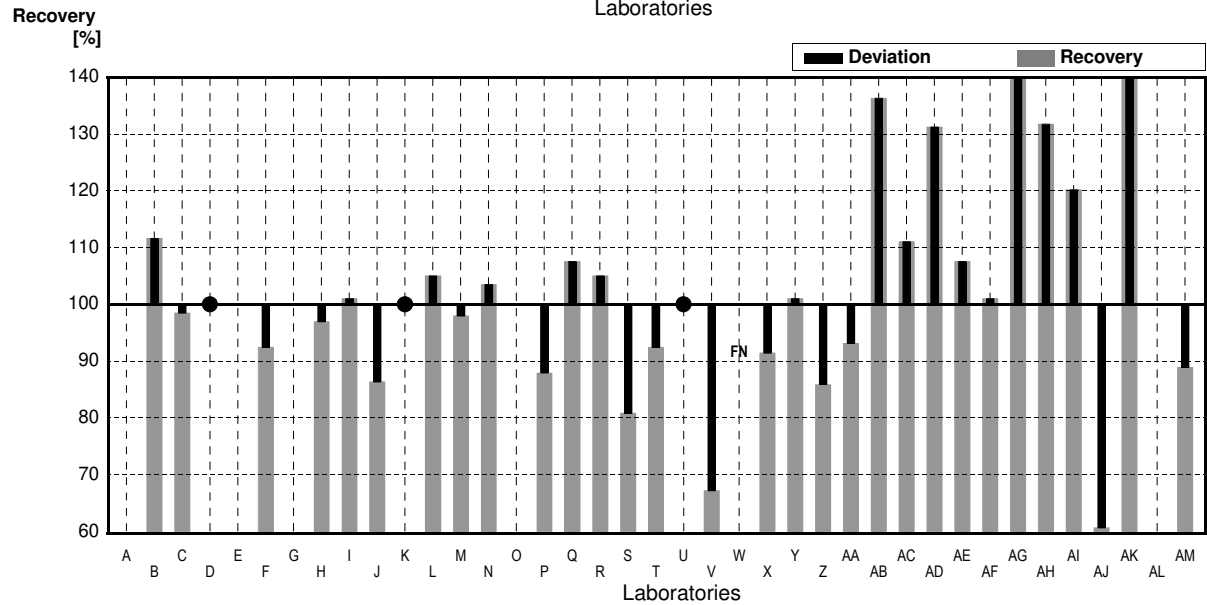
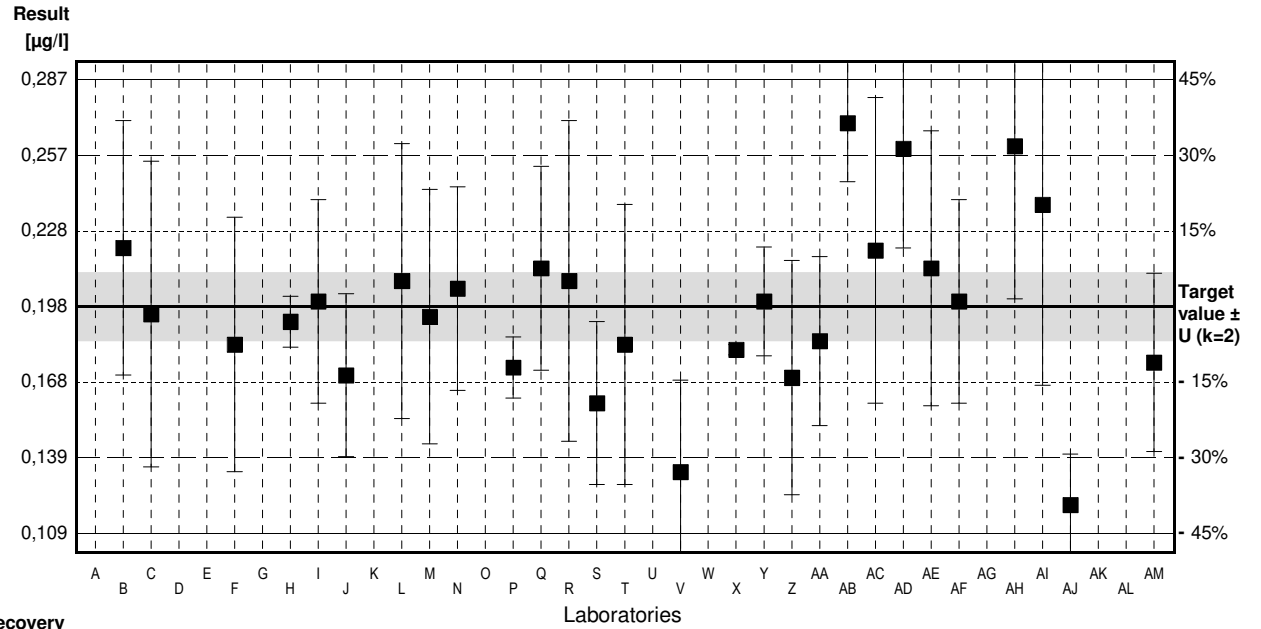
# Sample C-CB10A

## Parameter Trichloromethane

Target value  $\pm U$  (k=2) 0,198  $\mu\text{g/l}$   $\pm$  0,013  $\mu\text{g/l}$   
 IFA result  $\pm U$  (k=2) 0,195  $\mu\text{g/l}$   $\pm$  0,017  $\mu\text{g/l}$   
 Stability test  $\pm U$  (k=2) 0,207  $\mu\text{g/l}$   $\pm$  0,018  $\mu\text{g/l}$

Lab Code	Result	$\pm$	Unit	Recovery	z-Score
A			$\mu\text{g/l}$		
B	0.221	0.05	$\mu\text{g/l}$	112%	0.89
C	0.195	0.06	$\mu\text{g/l}$	98%	-0.12
D	<0.5		$\mu\text{g/l}$	.	
E			$\mu\text{g/l}$		
F	0.183	0.05	$\mu\text{g/l}$	92%	-0.58
G			$\mu\text{g/l}$		
H	0.192	0.01	$\mu\text{g/l}$	97%	-0.23
I	0.200	0.040	$\mu\text{g/l}$	101%	0.08
J	0.171	0.032	$\mu\text{g/l}$	86%	-1.05
K	<0.50		$\mu\text{g/l}$	.	
L	0.208	0.054	$\mu\text{g/l}$	105%	0.39
M	0.194	0.05	$\mu\text{g/l}$	98%	-0.16
N	0.205	0.04	$\mu\text{g/l}$	104%	0.27
O			$\mu\text{g/l}$		
P	0.174	0.012	$\mu\text{g/l}$	88%	-0.93
Q	0.213	0.04	$\mu\text{g/l}$	108%	0.58
R	0.208	0.063	$\mu\text{g/l}$	105%	0.39
S	0.160	0.032	$\mu\text{g/l}$	81%	-1.48
T	0.183	0.055	$\mu\text{g/l}$	92%	-0.58
U	<0.5		$\mu\text{g/l}$	.	
V	0.133	0.036	$\mu\text{g/l}$	67%	-2.53
W	<0.1		$\mu\text{g/l}$	FN	
X	0.181	0.002	$\mu\text{g/l}$	91%	-0.66
Y	0.200	0.0214	$\mu\text{g/l}$	101%	0.08
Z	0.170	0.046	$\mu\text{g/l}$	86%	-1.09
AA	0.1844	0.0332	$\mu\text{g/l}$	93%	-0.53
AB	0.270	0.023	$\mu\text{g/l}$	136%	2.80
AC	0.220	0.060	$\mu\text{g/l}$	111%	0.85
AD	0.260	0.039	$\mu\text{g/l}$	131%	2.41
AE	0.213	0.054	$\mu\text{g/l}$	108%	0.58
AF	0.200	0.040	$\mu\text{g/l}$	101%	0.08
AG	1.52 *	0.20	$\mu\text{g/l}$	768%	51.36
AH	0.261	0.06	$\mu\text{g/l}$	132%	2.45
AI	0.238	0.071	$\mu\text{g/l}$	120%	1.55
AJ	0.120	0.02	$\mu\text{g/l}$	61%	-3.03
AK	1.163 *	0.430	$\mu\text{g/l}$	587%	37.49
AL			$\mu\text{g/l}$		
AM	0.176	0.035	$\mu\text{g/l}$	89%	-0.85

	All results	Outliers excl.	Unit
Mean $\pm$ CI(99%)	0,274 $\pm$ 0,149	0,198 $\pm$ 0,018	$\mu\text{g/l}$
Recov. $\pm$ CI(99%)	138,3 $\pm$ 75,3	99,8 $\pm$ 9,0	%
SD between labs	0,296	0,034	$\mu\text{g/l}$
RSD between labs	108,0	17,3	%
n for calculation	30	28	



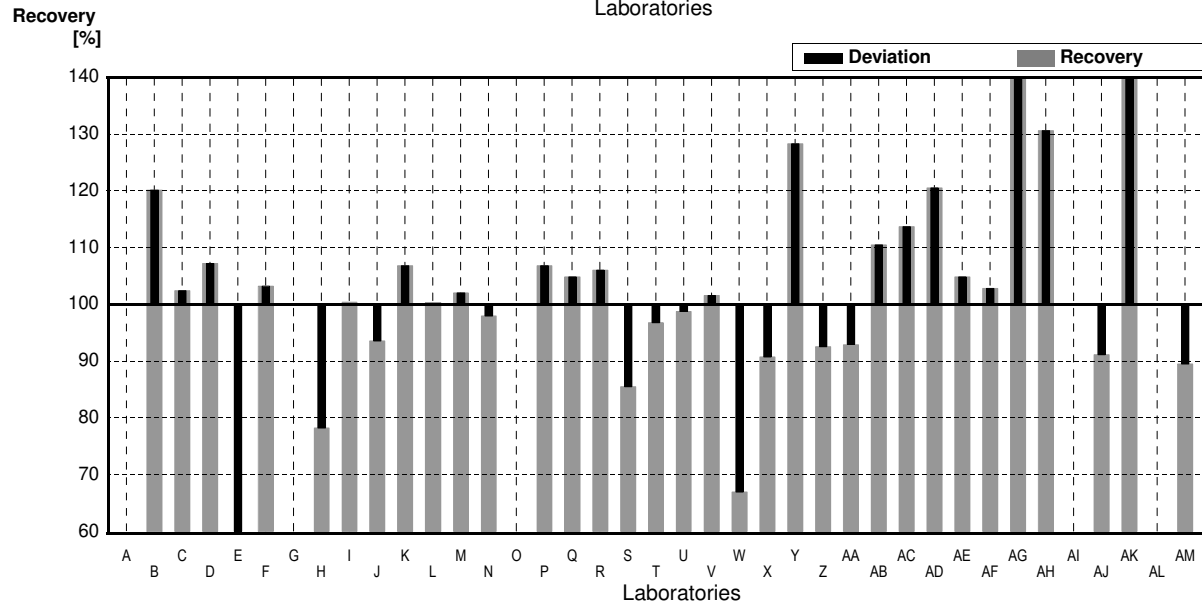
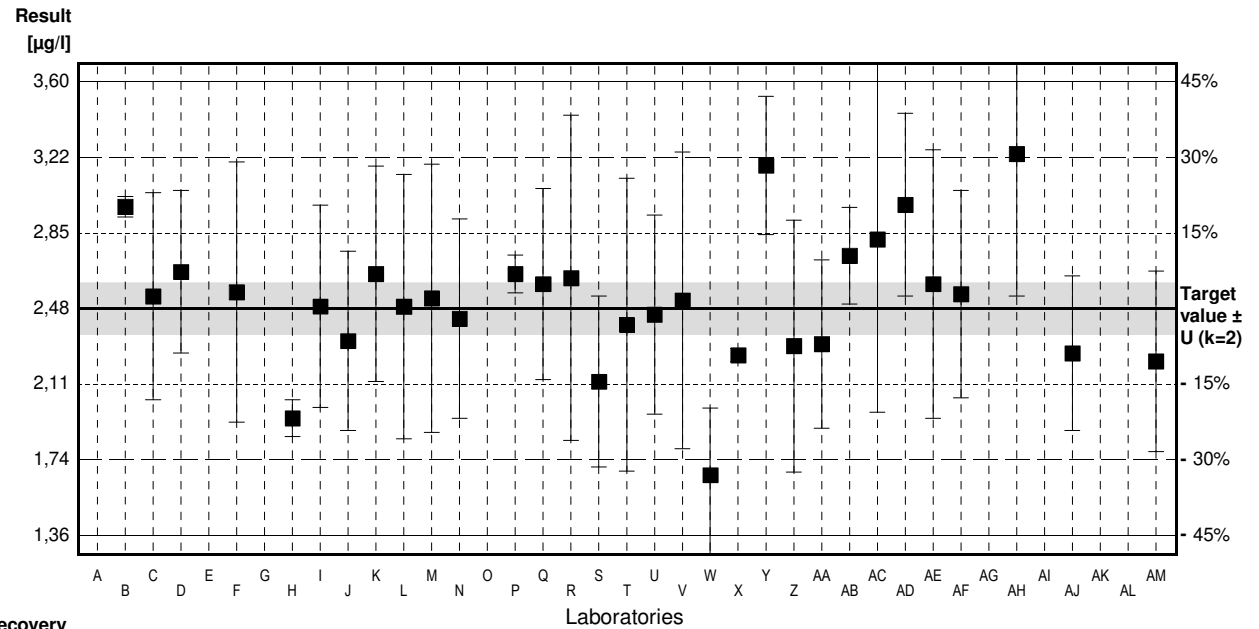
# Sample C-CB10B

## Parameter Trichloromethane

Target value  $\pm U$  (k=2) 2,48  $\mu\text{g/l}$   $\pm$  0,13  $\mu\text{g/l}$   
 IFA result  $\pm U$  (k=2) 2,37  $\mu\text{g/l}$   $\pm$  0,21  $\mu\text{g/l}$   
 Stability test  $\pm U$  (k=2) 2,51  $\mu\text{g/l}$   $\pm$  0,22  $\mu\text{g/l}$

Lab Code	Result	$\pm$	Unit	Recovery	z-Score
A			$\mu\text{g/l}$		
B	2,98	0,05	$\mu\text{g/l}$	120%	1,55
C	2,54	0,51	$\mu\text{g/l}$	102%	0,19
D	2,66	0,40	$\mu\text{g/l}$	107%	0,56
E	1,26 *	0,25	$\mu\text{g/l}$	51%	-3,78
F	2,56	0,64	$\mu\text{g/l}$	103%	0,25
G			$\mu\text{g/l}$		
H	1,94	0,09	$\mu\text{g/l}$	78%	-1,67
I	2,490	0,498	$\mu\text{g/l}$	100%	0,03
J	2,32	0,441	$\mu\text{g/l}$	94%	-0,50
K	2,65	0,53	$\mu\text{g/l}$	107%	0,53
L	2,489	0,650	$\mu\text{g/l}$	100%	0,03
M	2,53	0,66	$\mu\text{g/l}$	102%	0,16
N	2,43	0,49	$\mu\text{g/l}$	98%	-0,16
O			$\mu\text{g/l}$		
P	2,65	0,093	$\mu\text{g/l}$	107%	0,53
Q	2,60	0,47	$\mu\text{g/l}$	105%	0,37
R	2,63	0,80	$\mu\text{g/l}$	106%	0,47
S	2,12	0,42	$\mu\text{g/l}$	85%	-1,12
T	2,40	0,72	$\mu\text{g/l}$	97%	-0,25
U	2,45	0,49	$\mu\text{g/l}$	99%	-0,09
V	2,52	0,73	$\mu\text{g/l}$	102%	0,12
W	1,66	0,33	$\mu\text{g/l}$	67%	-2,54
X	2,25	0,032	$\mu\text{g/l}$	91%	-0,71
Y	3,183	0,3405	$\mu\text{g/l}$	128%	2,18
Z	2,295	0,620	$\mu\text{g/l}$	93%	-0,57
AA	2,3045	0,4148	$\mu\text{g/l}$	93%	-0,54
AB	2,74	0,238	$\mu\text{g/l}$	110%	0,81
AC	2,82	0,850	$\mu\text{g/l}$	114%	1,05
AD	2,99	0,45	$\mu\text{g/l}$	121%	1,58
AE	2,60	0,66	$\mu\text{g/l}$	105%	0,37
AF	2,55	0,51	$\mu\text{g/l}$	103%	0,22
AG	19,6 *	2,6	$\mu\text{g/l}$	790%	53,10
AH	3,24	0,7	$\mu\text{g/l}$	131%	2,36
AI			$\mu\text{g/l}$		
AJ	2,26	0,38	$\mu\text{g/l}$	91%	-0,68
AK	4,094 *	1,945	$\mu\text{g/l}$	165%	5,01
AL			$\mu\text{g/l}$		
AM	2,220	0,444	$\mu\text{g/l}$	90%	-0,81

	All results	Outliers excl.	Unit
Mean $\pm$ CI(99%)	3,03 $\pm$ 1,39	2,52 $\pm$ 0,16	$\mu\text{g/l}$
Recov. $\pm$ CI(99%)	122,2 $\pm$ 56,2	101,5 $\pm$ 6,5	%
SD between labs	2,97	0,33	$\mu\text{g/l}$
RSD between labs	97,9	13,1	%
n for calculation	34	31	



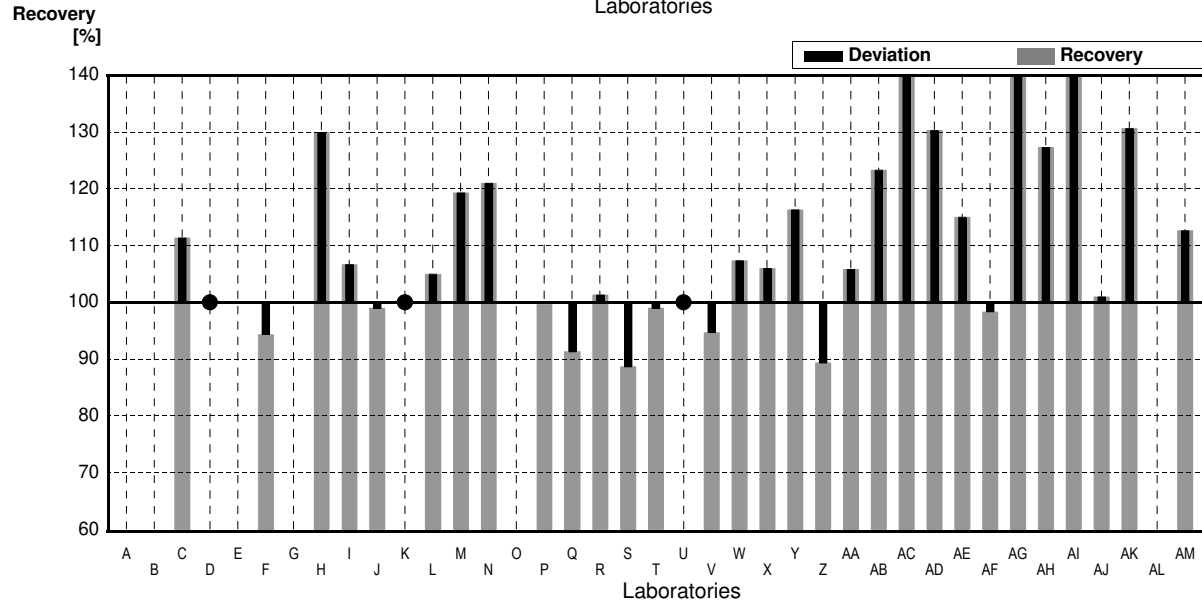
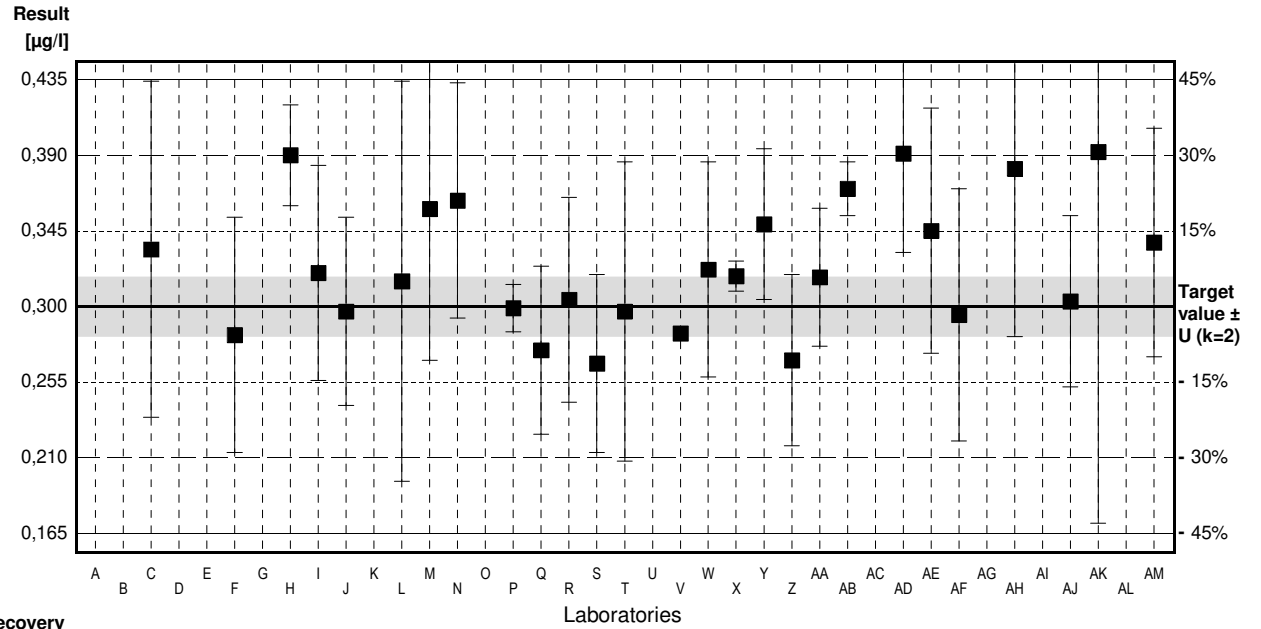
# Sample C-CB10A

## Parameter Tetrachloromethane

Target value  $\pm U$  (k=2) 0,300  $\mu\text{g/l}$   $\pm$  0,018  $\mu\text{g/l}$   
 IFA result  $\pm U$  (k=2) 0,300  $\mu\text{g/l}$   $\pm$  0,030  $\mu\text{g/l}$   
 Stability test  $\pm U$  (k=2) 0,318  $\mu\text{g/l}$   $\pm$  0,032  $\mu\text{g/l}$

Lab Code	Result	$\pm$	Unit	Recovery	z-Score
A			$\mu\text{g/l}$		
B			$\mu\text{g/l}$		
C	0.334	0.10	$\mu\text{g/l}$	111%	0.67
D	<0.5		$\mu\text{g/l}$	.	
E			$\mu\text{g/l}$		
F	0.283	0.07	$\mu\text{g/l}$	94%	-0.33
G			$\mu\text{g/l}$		
H	0.390	0.03	$\mu\text{g/l}$	130%	1.76
I	0.320	0.064	$\mu\text{g/l}$	107%	0.39
J	0.297	0.056	$\mu\text{g/l}$	99%	-0.06
K	<0.5		$\mu\text{g/l}$	.	
L	0.315	0.119	$\mu\text{g/l}$	105%	0.29
M	0.358	0.09	$\mu\text{g/l}$	119%	1.14
N	0.363	0.07	$\mu\text{g/l}$	121%	1.24
O			$\mu\text{g/l}$		
P	0.299	0.014	$\mu\text{g/l}$	100%	-0.02
Q	0.274	0.05	$\mu\text{g/l}$	91%	-0.51
R	0.304	0.061	$\mu\text{g/l}$	101%	0.08
S	0.266	0.053	$\mu\text{g/l}$	89%	-0.67
T	0.297	0.089	$\mu\text{g/l}$	99%	-0.06
U	<0.5		$\mu\text{g/l}$	.	
V	0.284		$\mu\text{g/l}$	95%	-0.31
W	0.322	0.064	$\mu\text{g/l}$	107%	0.43
X	0.318	0.009	$\mu\text{g/l}$	106%	0.35
Y	0.349	0.0449	$\mu\text{g/l}$	116%	0.96
Z	0.268	0.051	$\mu\text{g/l}$	89%	-0.63
AA	0.3174	0.0411	$\mu\text{g/l}$	106%	0.34
AB	0.370	0.016	$\mu\text{g/l}$	123%	1.37
AC	0.620 *	0.190	$\mu\text{g/l}$	207%	6.27
AD	0.391	0.059	$\mu\text{g/l}$	130%	1.78
AE	0.345	0.073	$\mu\text{g/l}$	115%	0.88
AF	0.295	0.075	$\mu\text{g/l}$	98%	-0.10
AG	2.82 *	0.45	$\mu\text{g/l}$	940%	49.41
AH	0.382	0.1	$\mu\text{g/l}$	127%	1.61
AI	0.525 *	0.157	$\mu\text{g/l}$	175%	4.41
AJ	0.303	0.051	$\mu\text{g/l}$	101%	0.06
AK	0.392	0.221	$\mu\text{g/l}$	131%	1.80
AL			$\mu\text{g/l}$		
AM	0.338	0.068	$\mu\text{g/l}$	113%	0.75

	All results	Outliers excl.	Unit
Mean $\pm$ CI(99%)	0,425 $\pm$ 0,231	0,325 $\pm$ 0,021	$\mu\text{g/l}$
Recov. $\pm$ CI(99%)	141,5 $\pm$ 77,0	108,3 $\pm$ 6,9	%
SD between labs	0,458	0,039	$\mu\text{g/l}$
RSD between labs	107,9	11,9	%
n for calculation	30	27	





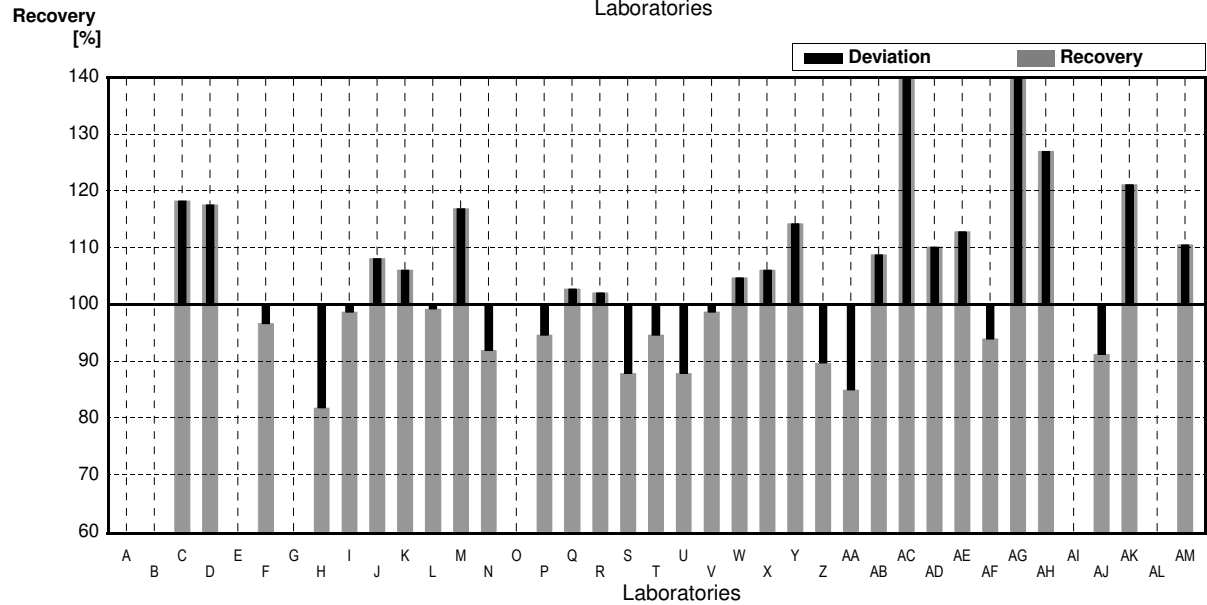
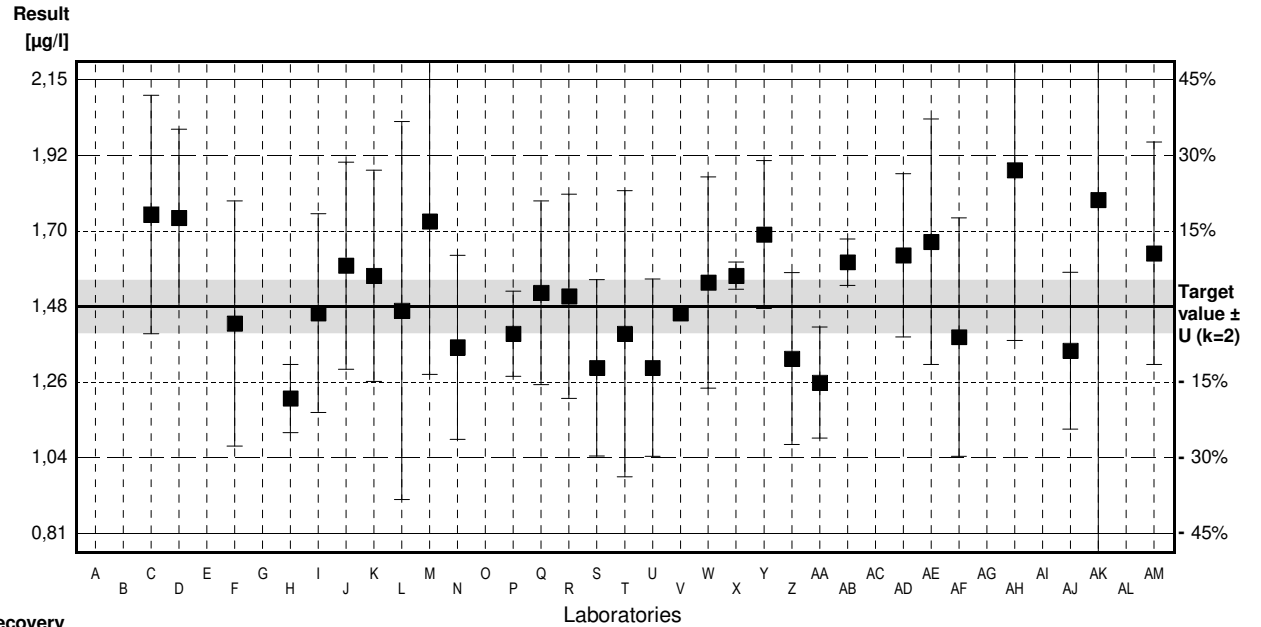
# Sample C-CB10B

## Parameter Tetrachloromethane

Target value ± U (k=2) 1,48 µg/l ± 0,08 µg/l  
 IFA result ± U (k=2) 1,42 µg/l ± 0,14 µg/l  
 Stability test ± U (k=2) 1,51 µg/l ± 0,15 µg/l

Lab Code	Result	±	Unit	Recovery	z-Score
A			µg/l		
B			µg/l		
C	1,75	0,35	µg/l	118%	1,07
D	1,74	0,26	µg/l	118%	1,03
E			µg/l		
F	1,43	0,36	µg/l	97%	-0,20
G			µg/l		
H	1,21	0,10	µg/l	82%	-1,07
I	1,460	0,292	µg/l	99%	-0,08
J	1,60	0,304	µg/l	108%	0,48
K	1,57	0,31	µg/l	106%	0,36
L	1,468	0,555	µg/l	99%	-0,05
M	1,73	0,45	µg/l	117%	0,99
N	1,36	0,27	µg/l	92%	-0,48
O			µg/l		
P	1,40	0,125	µg/l	95%	-0,32
Q	1,52	0,27	µg/l	103%	0,16
R	1,51	0,30	µg/l	102%	0,12
S	1,30	0,259	µg/l	88%	-0,72
T	1,40	0,42	µg/l	95%	-0,32
U	1,30	0,26	µg/l	88%	-0,72
V	1,46		µg/l	99%	-0,08
W	1,55	0,31	µg/l	105%	0,28
X	1,57	0,040	µg/l	106%	0,36
Y	1,691	0,2174	µg/l	114%	0,84
Z	1,327	0,252	µg/l	90%	-0,61
AA	1,2564	0,1633	µg/l	85%	-0,89
AB	1,61	0,068	µg/l	109%	0,52
AC	3,31	0,990	µg/l	224%	7,27
AD	1,63	0,24	µg/l	110%	0,60
AE	1,67	0,36	µg/l	113%	0,76
AF	1,39	0,35	µg/l	94%	-0,36
AG	13,0	2,1	µg/l	878%	45,79
AH	1,88	0,5	µg/l	127%	1,59
AI			µg/l		
AJ	1,35	0,23	µg/l	91%	-0,52
AK	1,793	1,011	µg/l	121%	1,24
AL			µg/l		
AM	1,636	0,327	µg/l	111%	0,62

	All results	Outliers excl.	Unit
Mean ± CI(99%)	1,93 ± 1,00	1,52 ± 0,09	µg/l
Recov. ± CI(99%)	130,6 ± 67,4	102,6 ± 5,9	%
SD between labs	2,05	0,17	µg/l
RSD between labs	106,1	11,4	%
n for calculation	32	30	



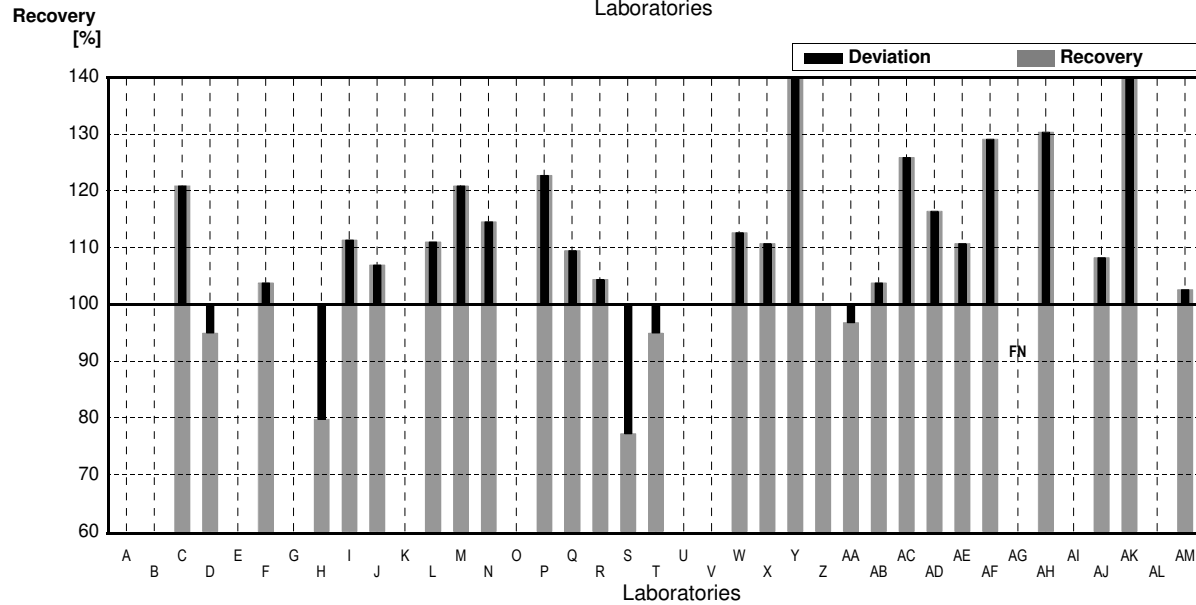
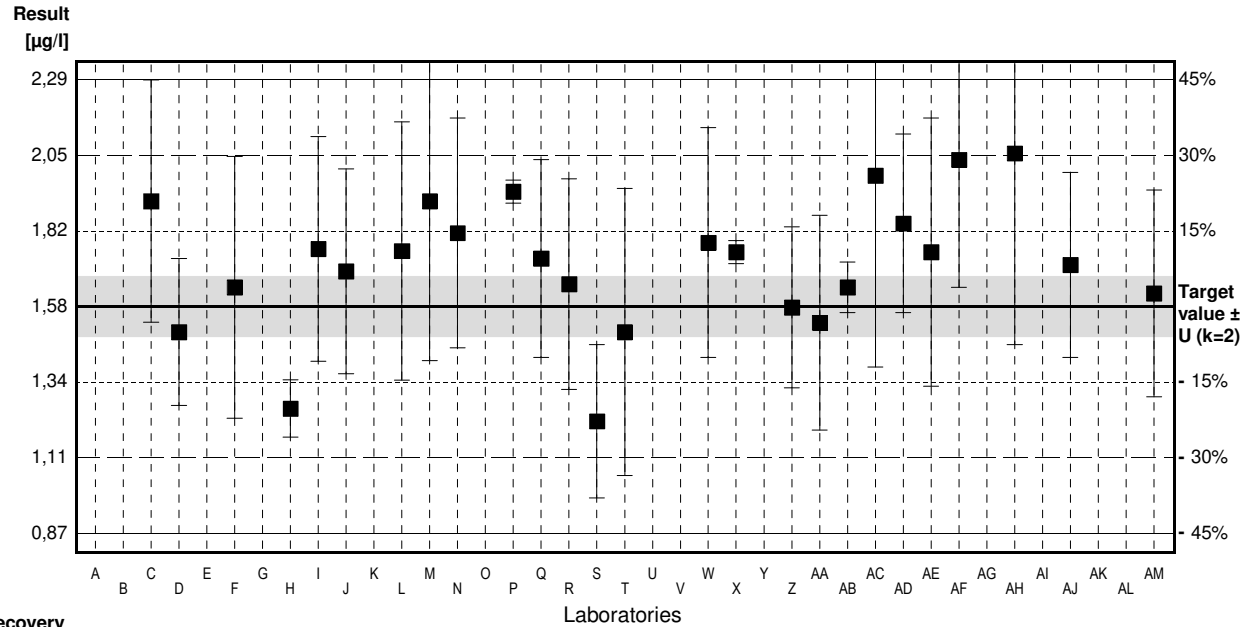
# Sample C-CB10A

## Parameter 1,1-Dichloroethene

Target value ± U (k=2) 1,58 µg/l ± 0,09 µg/l  
 IFA result ± U (k=2) 1,51 µg/l ± 0,16 µg/l  
 Stability test ± U (k=2) 1,64 µg/l ± 0,18 µg/l

Lab Code	Result	±	Unit	Recovery	z-Score
A			µg/l		
B			µg/l		
C	1.91	0.38	µg/l	121%	1.23
D	1.50	0.23	µg/l	95%	-0.30
E			µg/l		
F	1.64	0.41	µg/l	104%	0.22
G			µg/l		
H	1.26	0.09	µg/l	80%	-1.19
I	1.760	0.352	µg/l	111%	0.67
J	1.69	0.321	µg/l	107%	0.41
K			µg/l		
L	1.754	0.405	µg/l	111%	0.65
M	1.91	0.50	µg/l	121%	1.23
N	1.81	0.36	µg/l	115%	0.86
O			µg/l		
P	1.94	0.036	µg/l	123%	1.34
Q	1.73	0.31	µg/l	109%	0.56
R	1.65	0.33	µg/l	104%	0.26
S	1.22	0.24	µg/l	77%	-1.34
T	1.50	0.45	µg/l	95%	-0.30
U			µg/l		
V			µg/l		
W	1.78	0.36	µg/l	113%	0.74
X	1.75	0.036	µg/l	111%	0.63
Y	2.306	0.3397	µg/l	146%	2.70
Z	1.577	0.252	µg/l	100%	-0.01
AA	1.5290	0.3364	µg/l	97%	-0.19
AB	1.64	0.079	µg/l	104%	0.22
AC	1.99	0.60	µg/l	126%	1.53
AD	1.84	0.28	µg/l	116%	0.97
AE	1.75	0.42	µg/l	111%	0.63
AF	2.04	0.40	µg/l	129%	1.71
AG	<0.2	0	µg/l	FN	
AH	2.06	0.6	µg/l	130%	1.79
AI			µg/l		
AJ	1.71	0.29	µg/l	108%	0.48
AK	2.399	0.840	µg/l	152%	3.05
AL			µg/l		
AM	1.621	0.324	µg/l	103%	0.15

	All results	Outliers excl.	Unit
Mean ± CI(99%)	1,76 ± 0,14	1,76 ± 0,14	µg/l
Recov. ± CI(99%)	111,4 ± 8,7	111,4 ± 8,7	%
SD between labs	0,26	0,26	µg/l
RSD between labs	14,9	14,9	%
n for calculation	28	28	



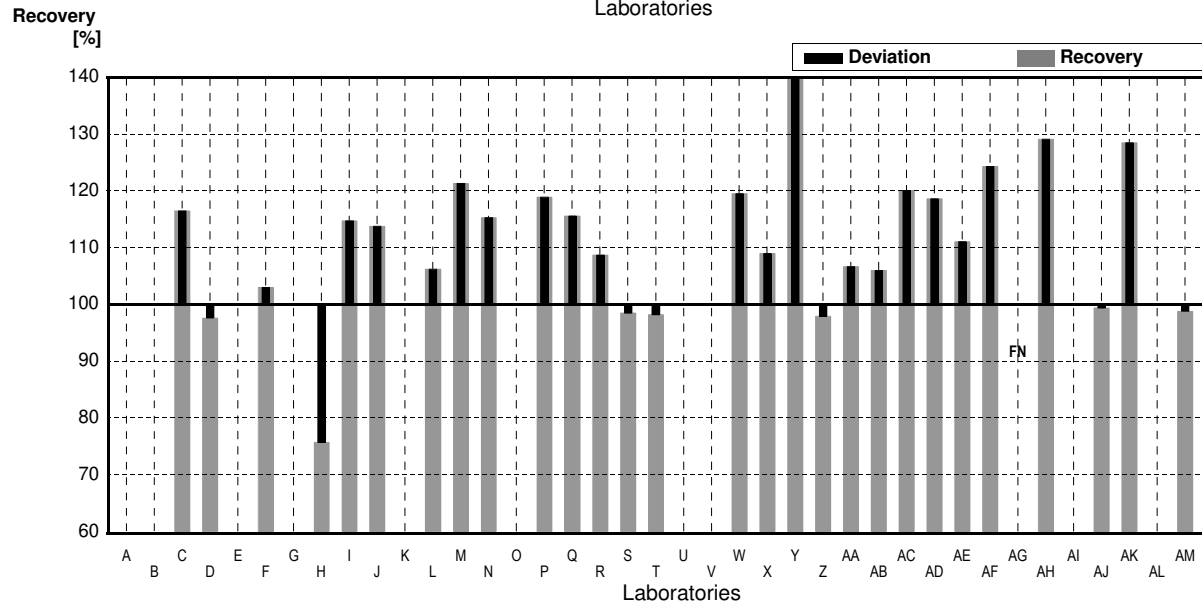
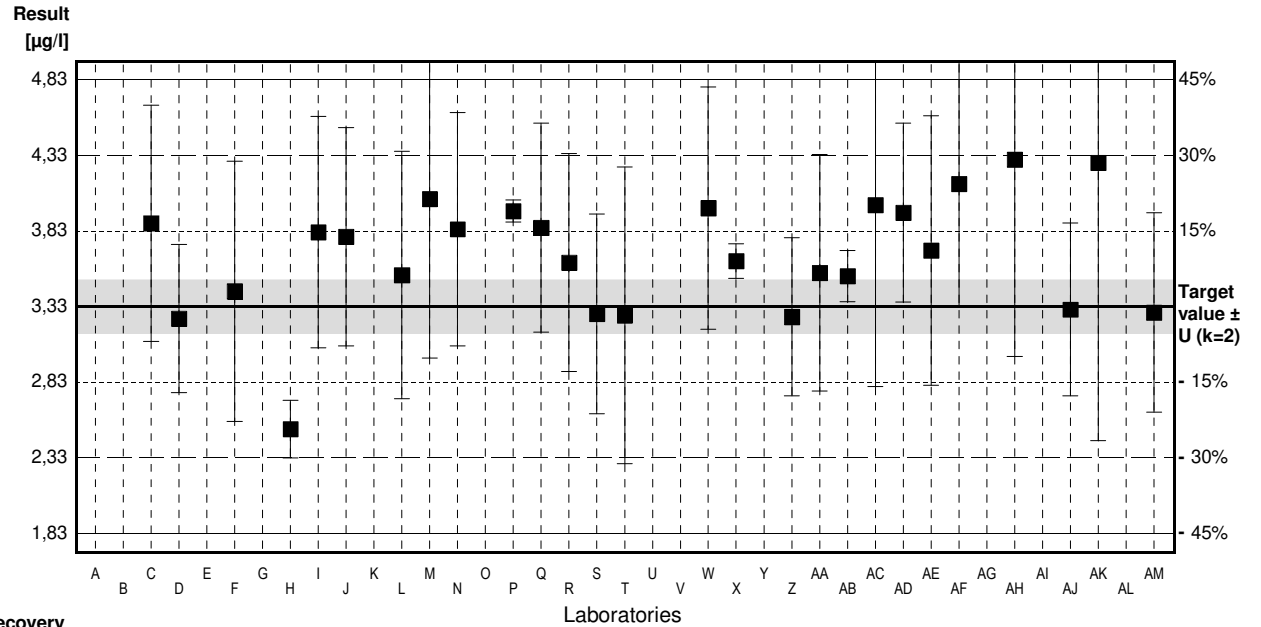
# Sample C-CB10B

## Parameter 1,1-Dichloroethene

Target value ± U (k=2) 3,33 µg/l ± 0,18 µg/l  
 IFA result ± U (k=2) 3,22 µg/l ± 0,35 µg/l  
 Stability test ± U (k=2) 3,40 µg/l ± 0,37 µg/l

Lab Code	Result	±	Unit	Recovery	z-Score
A			µg/l		
B			µg/l		
C	3.88	0.78	µg/l	117%	0.97
D	3.25	0.49	µg/l	98%	-0.14
E			µg/l		
F	3.43	0.86	µg/l	103%	0.18
G			µg/l		
H	2.52 *	0.19	µg/l	76%	-1.43
I	3.820	0.764	µg/l	115%	0.87
J	3.79	0.72	µg/l	114%	0.81
K			µg/l		
L	3.537	0.817	µg/l	106%	0.37
M	4.04	1.05	µg/l	121%	1.25
N	3.84	0.77	µg/l	115%	0.90
O			µg/l		
P	3.96	0.073	µg/l	119%	1.11
Q	3.85	0.69	µg/l	116%	0.92
R	3.62	0.72	µg/l	109%	0.51
S	3.28	0.66	µg/l	98%	-0.09
T	3.27	0.98	µg/l	98%	-0.11
U			µg/l		
V			µg/l		
W	3.98	0.80	µg/l	120%	1.15
X	3.63	0.115	µg/l	109%	0.53
Y	6.149 *	0.9058	µg/l	185%	4.98
Z	3.261	0.522	µg/l	98%	-0.12
AA	3.5519	0.7814	µg/l	107%	0.39
AB	3.53	0.169	µg/l	106%	0.35
AC	4.00	1.20	µg/l	120%	1.18
AD	3.95	0.59	µg/l	119%	1.10
AE	3.70	0.89	µg/l	111%	0.65
AF	4.14	0.81	µg/l	124%	1.43
AG	<0.2	0	µg/l	FN	
AH	4.30	1.3	µg/l	129%	1.71
AI			µg/l		
AJ	3.31	0.57	µg/l	99%	-0.04
AK	4.279	1.836	µg/l	128%	1.68
AL			µg/l		
AM	3.290	0.658	µg/l	99%	-0.07

	All results	Outliers excl.	Unit
Mean ± CI(99%)	3,76 ± 0,32	3,71 ± 0,18	µg/l
Recov. ± CI(99%)	112,8 ± 9,5	111,4 ± 5,3	%
SD between labs	0,61	0,32	µg/l
RSD between labs	16,2	8,7	%
n for calculation	28	26	



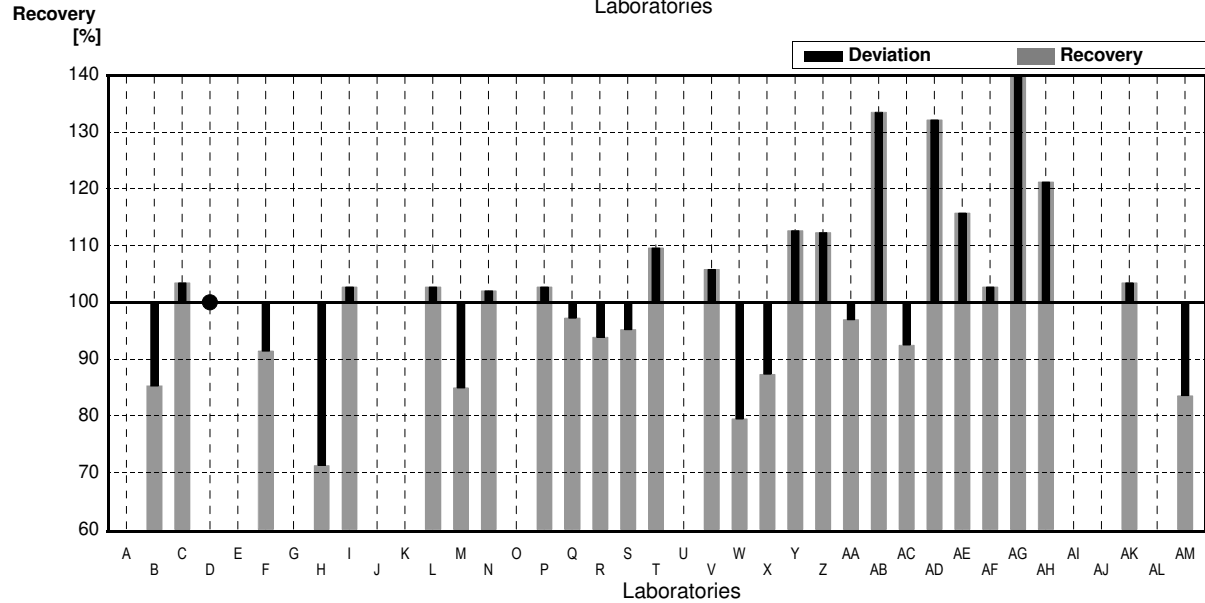
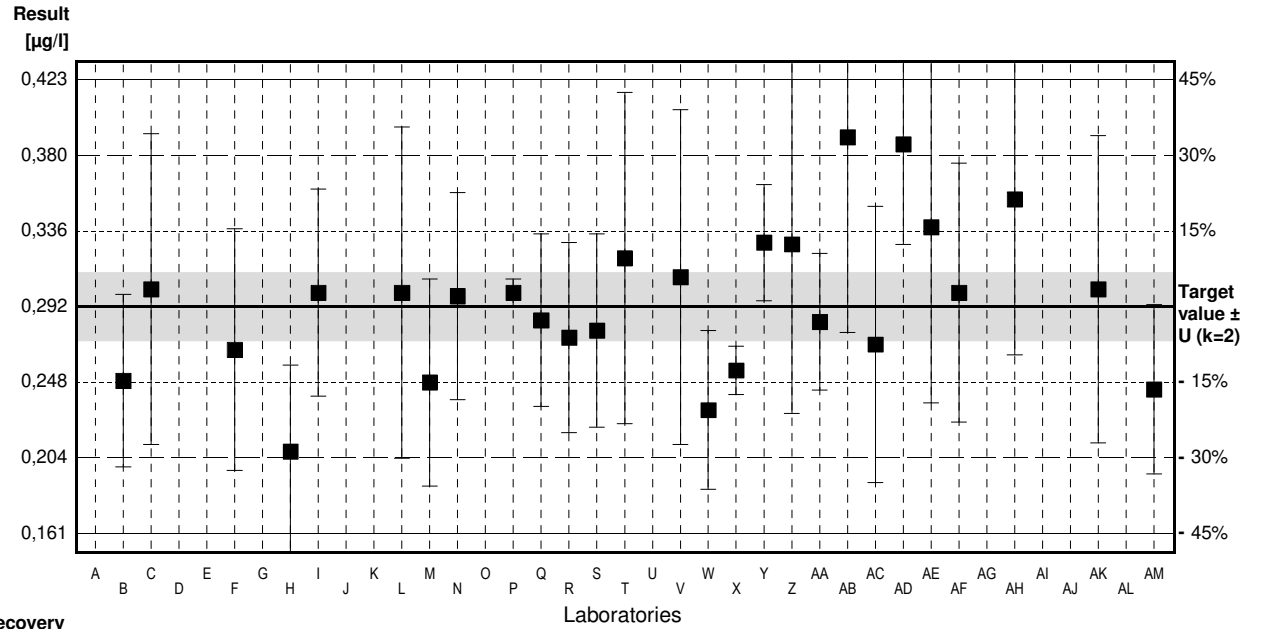
# Sample C-CB10A

## Parameter Tribromomethane

Target value ± U (k=2) 0,292 µg/l ± 0,020 µg/l  
 IFA result ± U (k=2) 0,308 µg/l ± 0,037 µg/l  
 Stability test ± U (k=2) 0,311 µg/l ± 0,037 µg/l

Lab Code	Result	±	Unit	Recovery	z-Score
A			µg/l		
B	0.249	0.05	µg/l	85%	-0.98
C	0.302	0.09	µg/l	103%	0.23
D	<0.5		µg/l	*	
E			µg/l		
F	0.267	0.07	µg/l	91%	-0.57
G			µg/l		
H	0.208	0.05	µg/l	71%	-1.92
I	0.300	0.060	µg/l	103%	0.18
J			µg/l		
K			µg/l		
L	0.300	0.0960	µg/l	103%	0.18
M	0.248	0.06	µg/l	85%	-1.00
N	0.298	0.06	µg/l	102%	0.14
O			µg/l		
P	0.300	0.008	µg/l	103%	0.18
Q	0.284	0.05	µg/l	97%	-0.18
R	0.274	0.055	µg/l	94%	-0.41
S	0.278	0.056	µg/l	95%	-0.32
T	0.320	0.096	µg/l	110%	0.64
U			µg/l		
V	0.309	0.097	µg/l	106%	0.39
W	0.232	0.046	µg/l	79%	-1.37
X	0.255	0.014	µg/l	87%	-0.84
Y	0.329	0.0337	µg/l	113%	0.84
Z	0.328	0.098	µg/l	112%	0.82
AA	0.2831	0.0396	µg/l	97%	-0.20
AB	0.390	0.113	µg/l	134%	2.24
AC	0.270	0.080	µg/l	92%	-0.50
AD	0.386	0.058	µg/l	132%	2.15
AE	0.338	0.102	µg/l	116%	1.05
AF	0.300	0.075	µg/l	103%	0.18
AG	2.44	0.55	µg/l	836%	49.04
AH	0.354	0.09	µg/l	121%	1.42
AI			µg/l		
AJ			µg/l		
AK	0.302	0.089	µg/l	103%	0.23
AL			µg/l		
AM	0.244	0.049	µg/l	84%	-1.10

	All results	Outliers excl.	Unit
Mean ± CI(99%)	0,371 ± 0,213	0,294 ± 0,023	µg/l
Recov. ± CI(99%)	127,1 ± 73,1	100,8 ± 7,9	%
SD between labs	0,408	0,043	µg/l
RSD between labs	109,9	14,7	%
n for calculation	28	27	



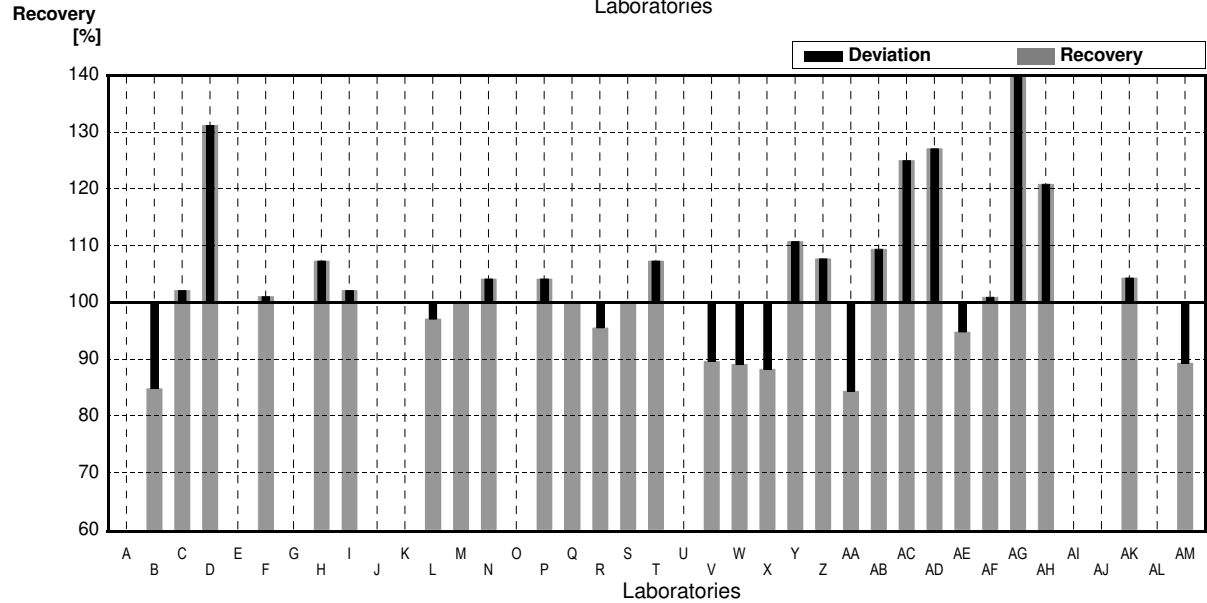
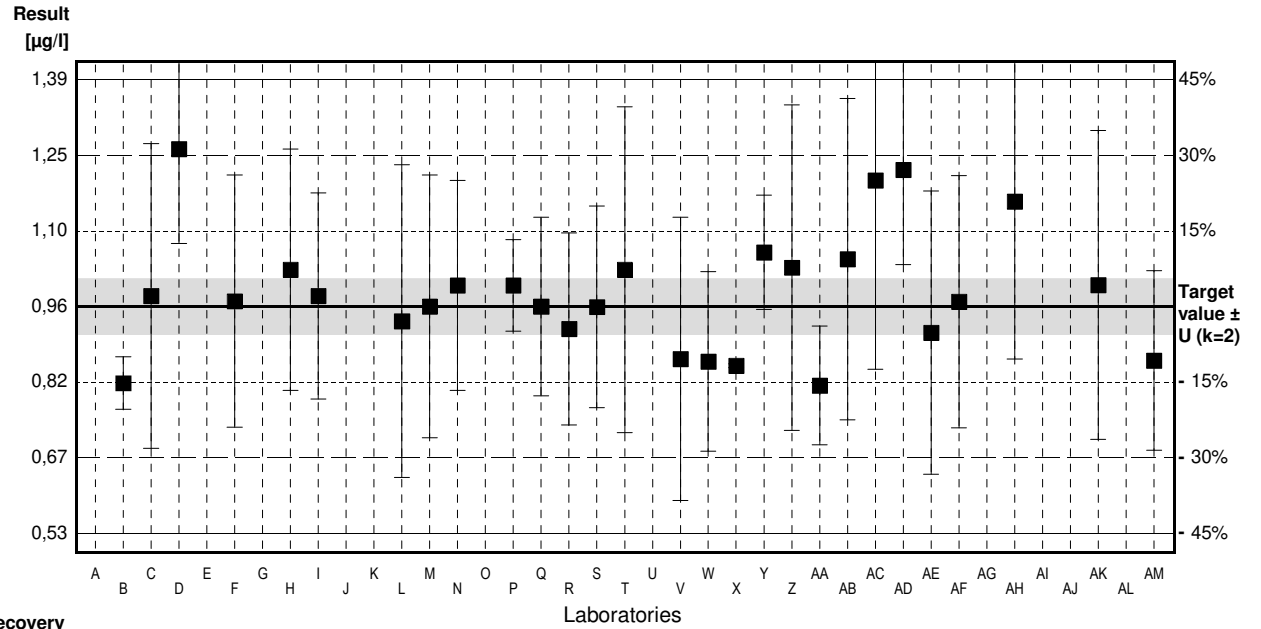
# Sample C-CB10B

## Parameter Tribromomethane

Target value  $\pm U$  (k=2) 0,96  $\mu\text{g/l}$   $\pm$  0,05  $\mu\text{g/l}$   
 IFA result  $\pm U$  (k=2) 0,93  $\mu\text{g/l}$   $\pm$  0,11  $\mu\text{g/l}$   
 Stability test  $\pm U$  (k=2) 0,93  $\mu\text{g/l}$   $\pm$  0,11  $\mu\text{g/l}$

Lab Code	Result	$\pm$	Unit	Recovery	z-Score
A			$\mu\text{g/l}$		
B	0.814	0.05	$\mu\text{g/l}$	85%	-1.01
C	0.98	0.29	$\mu\text{g/l}$	102%	0.14
D	1.26	0.18	$\mu\text{g/l}$	131%	2.08
E			$\mu\text{g/l}$		
F	0.97	0.24	$\mu\text{g/l}$	101%	0.07
G			$\mu\text{g/l}$		
H	1.03	0.23	$\mu\text{g/l}$	107%	0.49
I	0.980	0.196	$\mu\text{g/l}$	102%	0.14
J			$\mu\text{g/l}$		
K			$\mu\text{g/l}$		
L	0.932	0.298	$\mu\text{g/l}$	97%	-0.19
M	0.96	0.25	$\mu\text{g/l}$	100%	0.00
N	1.00	0.2	$\mu\text{g/l}$	104%	0.28
O			$\mu\text{g/l}$		
P	1.00	0.087	$\mu\text{g/l}$	104%	0.28
Q	0.96	0.17	$\mu\text{g/l}$	100%	0.00
R	0.917	0.183	$\mu\text{g/l}$	96%	-0.30
S	0.959	0.192	$\mu\text{g/l}$	100%	-0.01
T	1.03	0.31	$\mu\text{g/l}$	107%	0.49
U			$\mu\text{g/l}$		
V	0.86	0.270	$\mu\text{g/l}$	90%	-0.69
W	0.855	0.171	$\mu\text{g/l}$	89%	-0.73
X	0.847	0.004	$\mu\text{g/l}$	88%	-0.78
Y	1.063	0.1090	$\mu\text{g/l}$	111%	0.72
Z	1.034	0.310	$\mu\text{g/l}$	108%	0.51
AA	0.8095	0.1133	$\mu\text{g/l}$	84%	-1.05
AB	1.05	0.306	$\mu\text{g/l}$	109%	0.63
AC	1.20	0.360	$\mu\text{g/l}$	125%	1.67
AD	1.22	0.18	$\mu\text{g/l}$	127%	1.81
AE	0.91	0.27	$\mu\text{g/l}$	95%	-0.35
AF	0.969	0.24	$\mu\text{g/l}$	101%	0.06
AG	5.8	1.3	$\mu\text{g/l}$	604%	33.61
AH	1.16	0.3	$\mu\text{g/l}$	121%	1.39
AI			$\mu\text{g/l}$		
AJ			$\mu\text{g/l}$		
AK	1.001	0.294	$\mu\text{g/l}$	104%	0.28
AL			$\mu\text{g/l}$		
AM	0.857	0.171	$\mu\text{g/l}$	89%	-0.72

	All results	Outliers excl.	Unit
Mean $\pm$ CI(99%)	1,15 $\pm$ 0,46	0,99 $\pm$ 0,06	$\mu\text{g/l}$
Recov. $\pm$ CI(99%)	120,1 $\pm$ 48,1	102,8 $\pm$ 6,4	%
SD between labs	0,90	0,12	$\mu\text{g/l}$
RSD between labs	78,2	11,8	%
n for calculation	29	28	



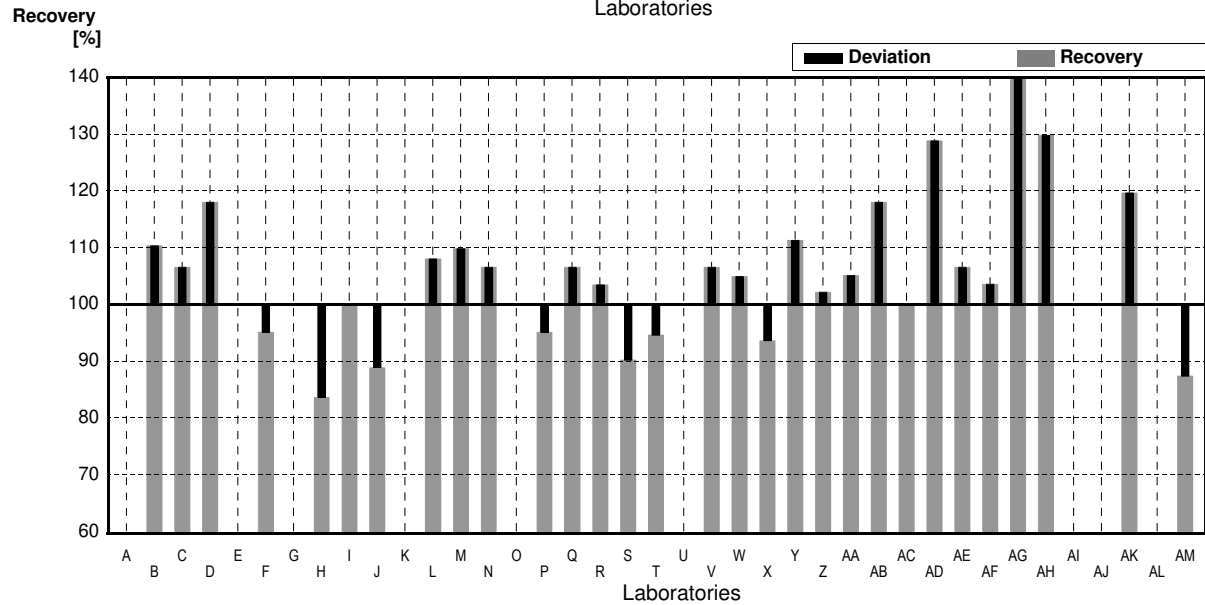
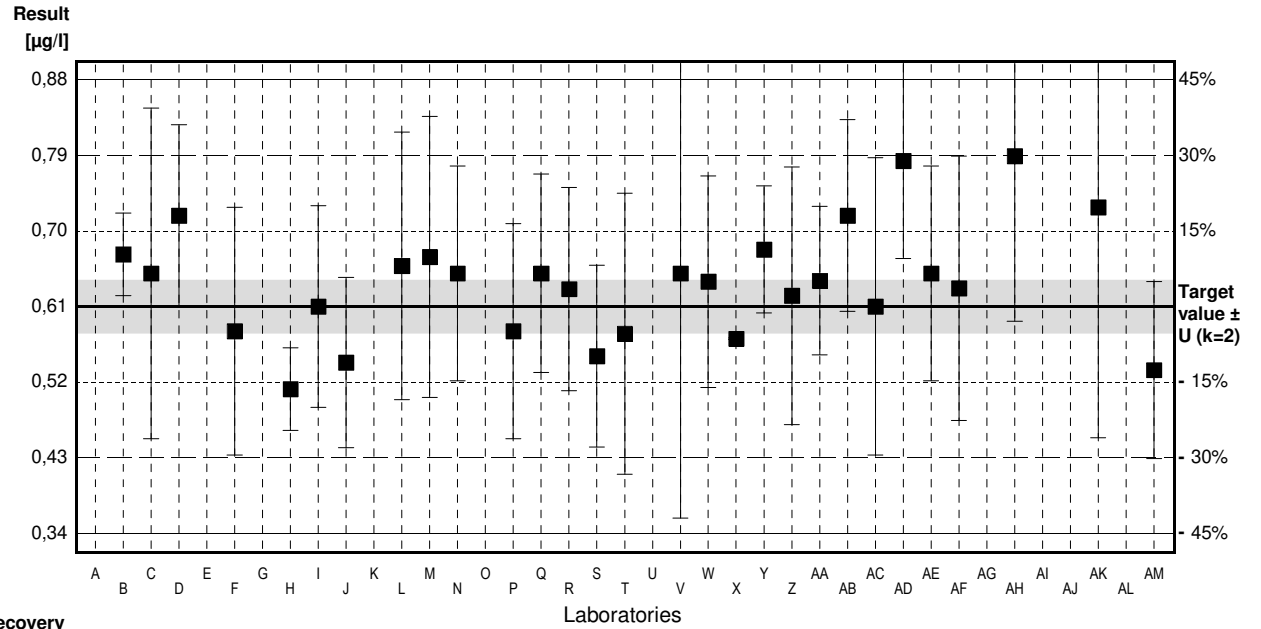
# Sample C-CB10A

## Parameter Bromodichloromethane

Target value ± U (k=2) 0,61 µg/l ± 0,03 µg/l  
 IFA result ± U (k=2) 0,60 µg/l ± 0,06 µg/l  
 Stability test ± U (k=2) 0,61 µg/l ± 0,06 µg/l

Lab Code	Result	±	Unit	Recovery	z-Score
A			µg/l		
B	0.673	0.05	µg/l	110%	0.86
C	0.65	0.20	µg/l	107%	0.55
D	0.72	0.11	µg/l	118%	1.50
E			µg/l		
F	0.58	0.15	µg/l	95%	-0.41
G			µg/l		
H	0.51	0.05	µg/l	84%	-1.37
I	0.610	0.122	µg/l	100%	0.00
J	0.542	0.103	µg/l	89%	-0.93
K			µg/l		
L	0.659	0.162	µg/l	108%	0.67
M	0.67	0.17	µg/l	110%	0.82
N	0.65	0.13	µg/l	107%	0.55
O			µg/l		
P	0.58	0.130	µg/l	95%	-0.41
Q	0.65	0.12	µg/l	107%	0.55
R	0.631	0.123	µg/l	103%	0.29
S	0.550	0.110	µg/l	90%	-0.82
T	0.577	0.17	µg/l	95%	-0.45
U			µg/l		
V	0.65	0.296	µg/l	107%	0.55
W	0.640	0.128	µg/l	105%	0.41
X	0.571	0.001	µg/l	94%	-0.53
Y	0.679	0.0768	µg/l	111%	0.94
Z	0.623	0.156	µg/l	102%	0.18
AA	0.6412	0.0898	µg/l	105%	0.43
AB	0.720	0.116	µg/l	118%	1.50
AC	0.610	0.180	µg/l	100%	0.00
AD	0.786	0.118	µg/l	129%	2.40
AE	0.65	0.13	µg/l	107%	0.55
AF	0.632	0.16	µg/l	104%	0.30
AG	5.5	0.77	µg/l	902%	66.80
AH	0.792	0.2	µg/l	130%	2.49
AI			µg/l		
AJ			µg/l		
AK	0.730	0.279	µg/l	120%	1.64
AL			µg/l		
AM	0.533	0.107	µg/l	87%	-1.05

	All results	Outliers excl.	Unit
Mean ± CI(99%)	0,80 ± 0,45	0,64 ± 0,04	µg/l
Recov. ± CI(99%)	131,2 ± 73,5	104,6 ± 5,8	%
SD between labs	0,89	0,07	µg/l
RSD between labs	111,2	10,8	%
n for calculation	30	29	



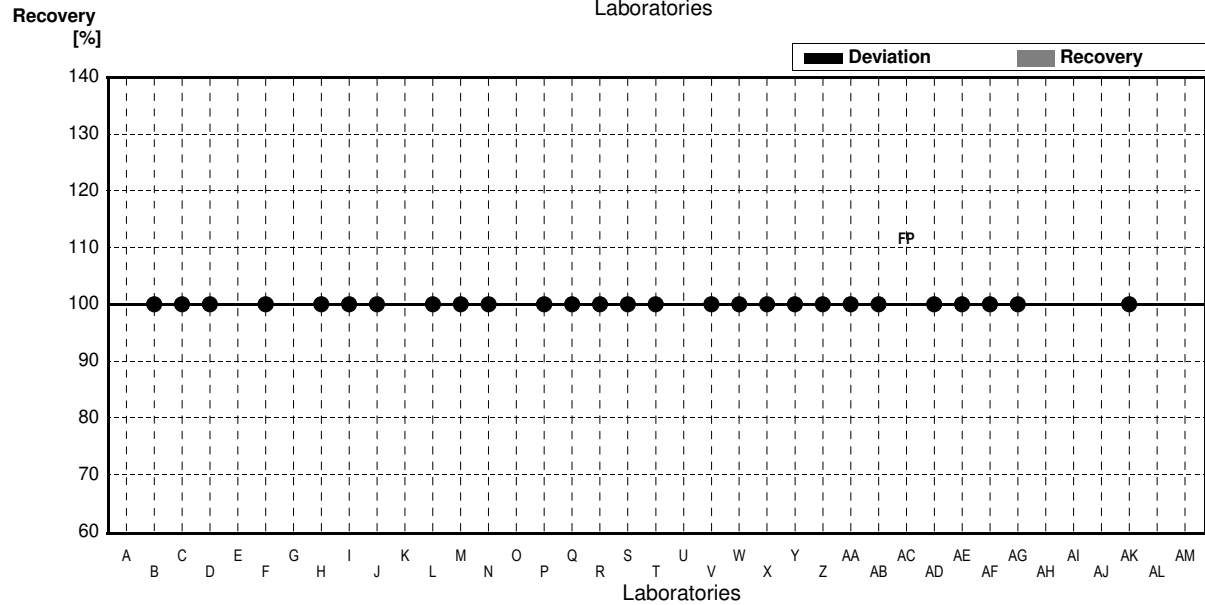
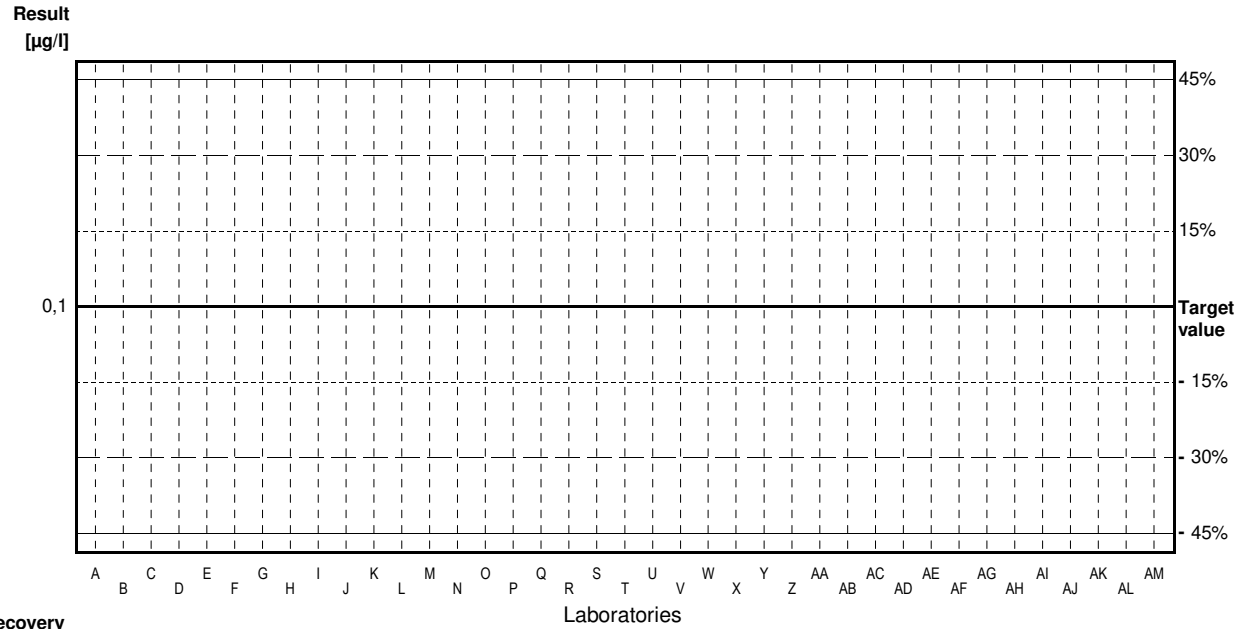
# Sample C-CB10B

## Parameter Bromodichloromethane

Target value <0,1 µg/l  
 IFA result <0,1 µg/l  
 Stability test <0,1 µg/l

Lab Code	Result	±	Unit	Recovery	z-Score
A			µg/l		
B	0.067	0.05	µg/l	•	
C	<0.05		µg/l	•	
D	<0.5		µg/l	•	
E			µg/l		
F	<0.05	0.01	µg/l	•	
G			µg/l		
H	<0.1		µg/l	•	
I	<0.080		µg/l	•	
J	<0.15		µg/l	•	
K			µg/l		
L	<0.100		µg/l	•	
M	<0.1		µg/l	•	
N	<0.1		µg/l	•	
O			µg/l		
P	<0.05		µg/l	•	
Q	<0.05		µg/l	•	
R	<0.02		µg/l	•	
S	<0.1		µg/l	•	
T	<0.1		µg/l	•	
U			µg/l		
V	<0.1	0.068	µg/l	•	
W	<0.1		µg/l	•	
X	<0.10		µg/l	•	
Y	<0.05		µg/l	•	
Z	<0.05	0.013	µg/l	•	
AA	<0.5000		µg/l	•	
AB	<0.1	0	µg/l	•	
AC	0.610	0.180	µg/l	FP	
AD	<0.1		µg/l	•	
AE	<0.10		µg/l	•	
AF	<0.10		µg/l	•	
AG	<0.1	0	µg/l	•	
AH			µg/l		
AI			µg/l		
AJ			µg/l		
AK	<0.027	0.010	µg/l	•	
AL			µg/l		
AM	<ba		µg/l		

	All results	Outliers excl.	Unit
Mean ± CI(99%)			µg/l
Recov. ± CI(99%)			%
SD between labs			µg/l
RSD between labs			%
n for calculation			



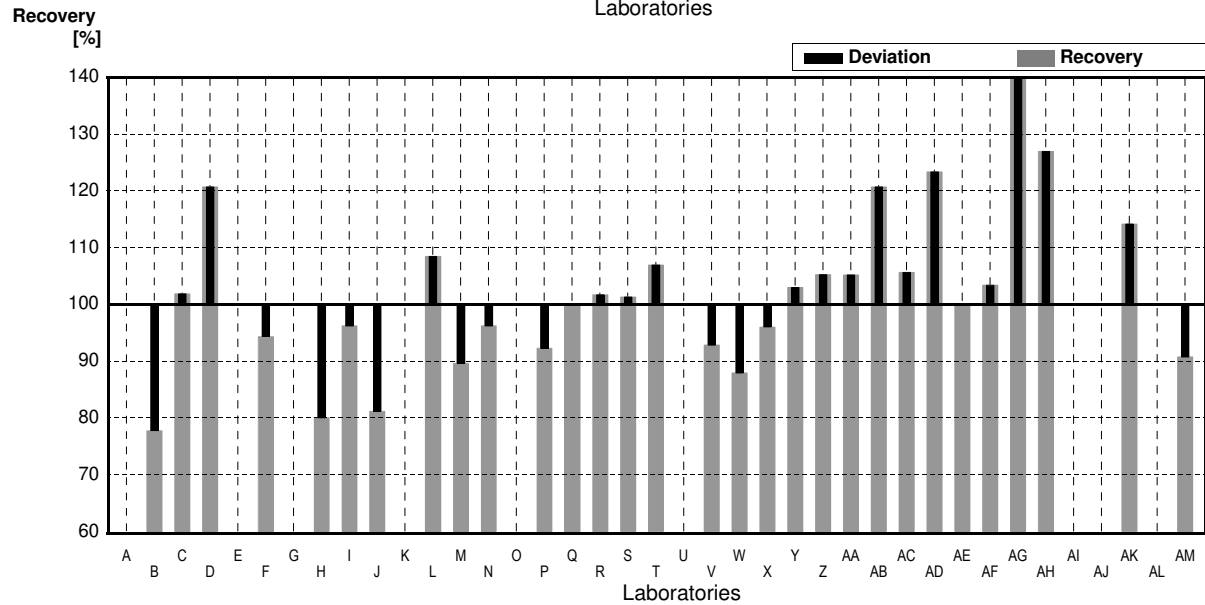
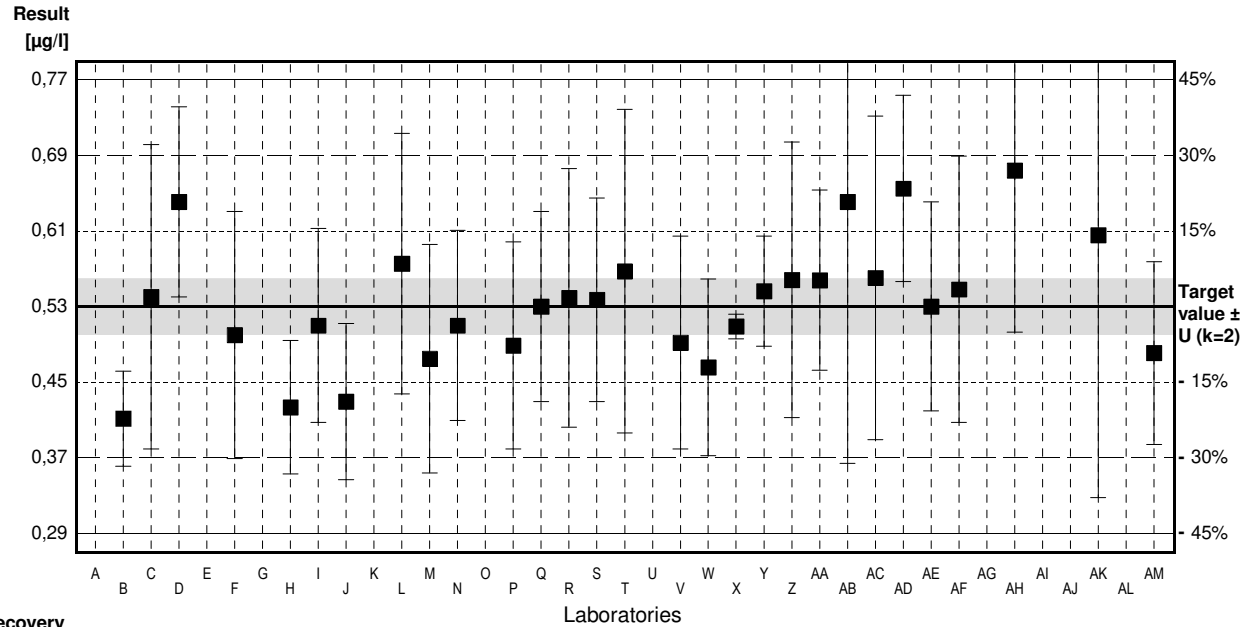
# Sample C-CB10A

## Parameter Dibromochloromethane

Target value ± U (k=2) 0,53 µg/l ± 0,03 µg/l  
 IFA result ± U (k=2) 0,53 µg/l ± 0,04 µg/l  
 Stability test ± U (k=2) 0,53 µg/l ± 0,04 µg/l

Lab Code	Result	±	Unit	Recovery	z-Score
A			µg/l		
B	0.412	0.05	µg/l	78%	-1.86
C	0.54	0.16	µg/l	102%	0.16
D	0.64	0.10	µg/l	121%	1.73
E			µg/l		
F	0.50	0.13	µg/l	94%	-0.47
G			µg/l		
H	0.424	0.07	µg/l	80%	-1.67
I	0.510	0.102	µg/l	96%	-0.31
J	0.430	0.082	µg/l	81%	-1.57
K			µg/l		
L	0.575	0.137	µg/l	108%	0.71
M	0.475	0.12	µg/l	90%	-0.86
N	0.51	0.1	µg/l	96%	-0.31
O			µg/l		
P	0.489	0.109	µg/l	92%	-0.64
Q	0.53	0.10	µg/l	100%	0.00
R	0.539	0.136	µg/l	102%	0.14
S	0.537	0.107	µg/l	101%	0.11
T	0.567	0.17	µg/l	107%	0.58
U			µg/l		
V	0.492	0.112	µg/l	93%	-0.60
W	0.466	0.093	µg/l	88%	-1.01
X	0.509	0.013	µg/l	96%	-0.33
Y	0.546	0.0579	µg/l	103%	0.25
Z	0.558	0.145	µg/l	105%	0.44
AA	0.5576	0.0948	µg/l	105%	0.43
AB	0.640	0.275	µg/l	121%	1.73
AC	0.560	0.170	µg/l	106%	0.47
AD	0.654	0.098	µg/l	123%	1.95
AE	0.53	0.11	µg/l	100%	0.00
AF	0.548	0.14	µg/l	103%	0.28
AG	4.52	0.67	µg/l	853%	62.74
AH	0.673	0.17	µg/l	127%	2.25
AI			µg/l		
AJ			µg/l		
AK	0.605	0.276	µg/l	114%	1.18
AL			µg/l		
AM	0.481	0.096	µg/l	91%	-0.77

	All results	Outliers excl.	Unit
Mean ± CI(99%)	0,67 ± 0,37	0,53 ± 0,03	µg/l
Recov. ± CI(99%)	125,9 ± 69,5	100,8 ± 6,4	%
SD between labs	0,73	0,07	µg/l
RSD between labs	109,5	12,3	%
n for calculation	30	29	





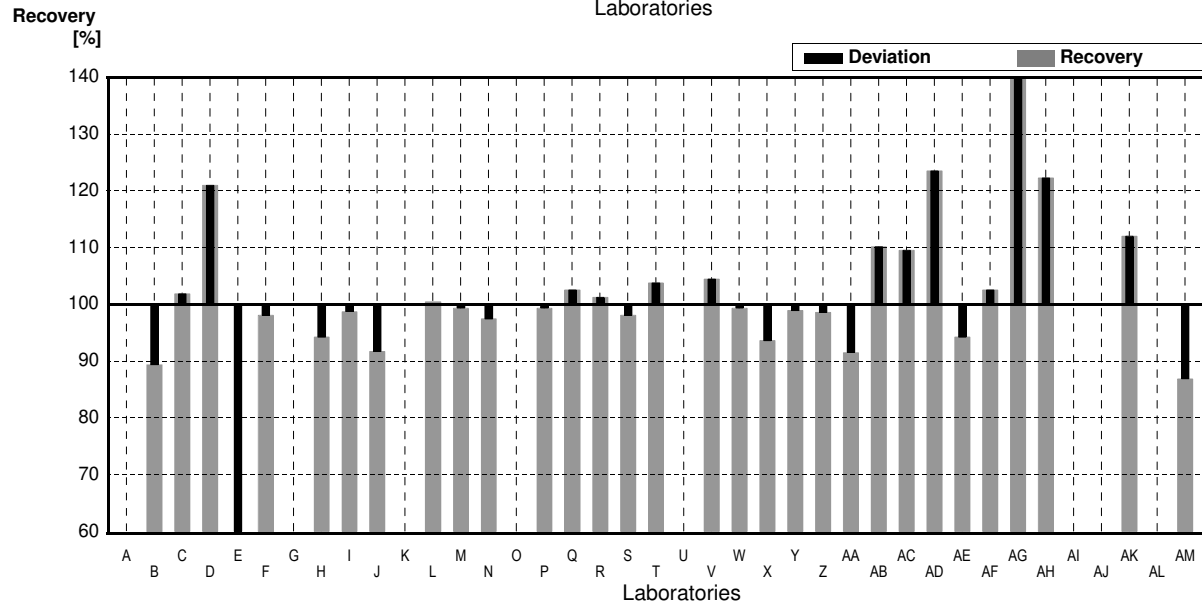
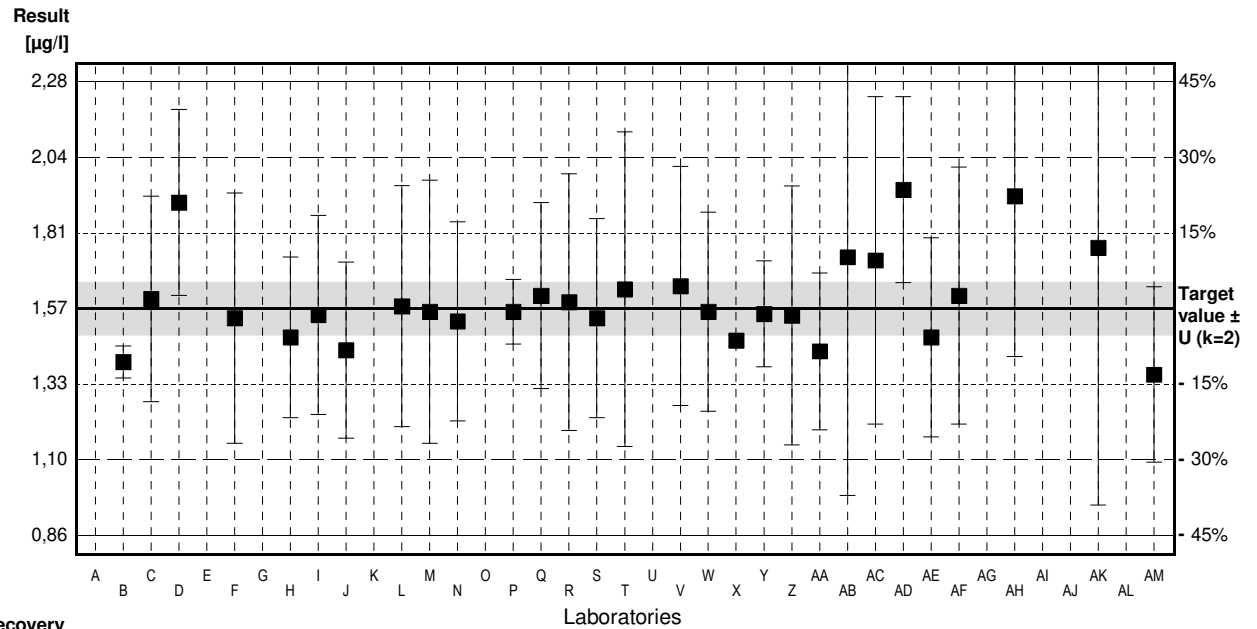
# Sample C-CB10B

## Parameter Dibromochloromethane

Target value ± U (k=2) 1,57 µg/l ± 0,08 µg/l  
 IFA result ± U (k=2) 1,51 µg/l ± 0,12 µg/l  
 Stability test ± U (k=2) 1,53 µg/l ± 0,12 µg/l

Lab Code	Result	±	Unit	Recovery	z-Score
A			µg/l		
B	1.403	0.05	µg/l	89%	-0.89
C	1.60	0.32	µg/l	102%	0.16
D	1.90	0.29	µg/l	121%	1.75
E	0.77 *	0.15	µg/l	49%	-4.25
F	1.54	0.39	µg/l	98%	-0.16
G			µg/l		
H	1.48	0.25	µg/l	94%	-0.48
I	1.550	0.310	µg/l	99%	-0.11
J	1.44	0.274	µg/l	92%	-0.69
K			µg/l		
L	1.577	0.375	µg/l	100%	0.04
M	1.56	0.41	µg/l	99%	-0.05
N	1.53	0.31	µg/l	97%	-0.21
O			µg/l		
P	1.56	0.101	µg/l	99%	-0.05
Q	1.61	0.29	µg/l	103%	0.21
R	1.59	0.40	µg/l	101%	0.11
S	1.54	0.31	µg/l	98%	-0.16
T	1.63	0.49	µg/l	104%	0.32
U			µg/l		
V	1.64	0.372	µg/l	104%	0.37
W	1.56	0.31	µg/l	99%	-0.05
X	1.47	0.017	µg/l	94%	-0.53
Y	1.553	0.1647	µg/l	99%	-0.09
Z	1.548	0.403	µg/l	99%	-0.12
AA	1.4366	0.2442	µg/l	92%	-0.71
AB	1.73	0.742	µg/l	110%	0.85
AC	1.72	0.510	µg/l	110%	0.80
AD	1.94 *	0.29	µg/l	124%	1.96
AE	1.48	0.31	µg/l	94%	-0.48
AF	1.61	0.40	µg/l	103%	0.21
AG	10.2 *	1.5	µg/l	650%	45.81
AH	1.92	0.5	µg/l	122%	1.86
AI			µg/l		
AJ			µg/l		
AK	1.759	0.802	µg/l	112%	1.00
AL			µg/l		
AM	1.364	0.273	µg/l	87%	-1.09

	All results	Outliers excl.	Unit
Mean ± CI(99%)	1,85 ± 0,77	1,58 ± 0,07	µg/l
Recov. ± CI(99%)	117,5 ± 49,2	100,8 ± 4,4	%
SD between labs	1,56	0,13	µg/l
RSD between labs	84,7	8,3	%
n for calculation	31	28	



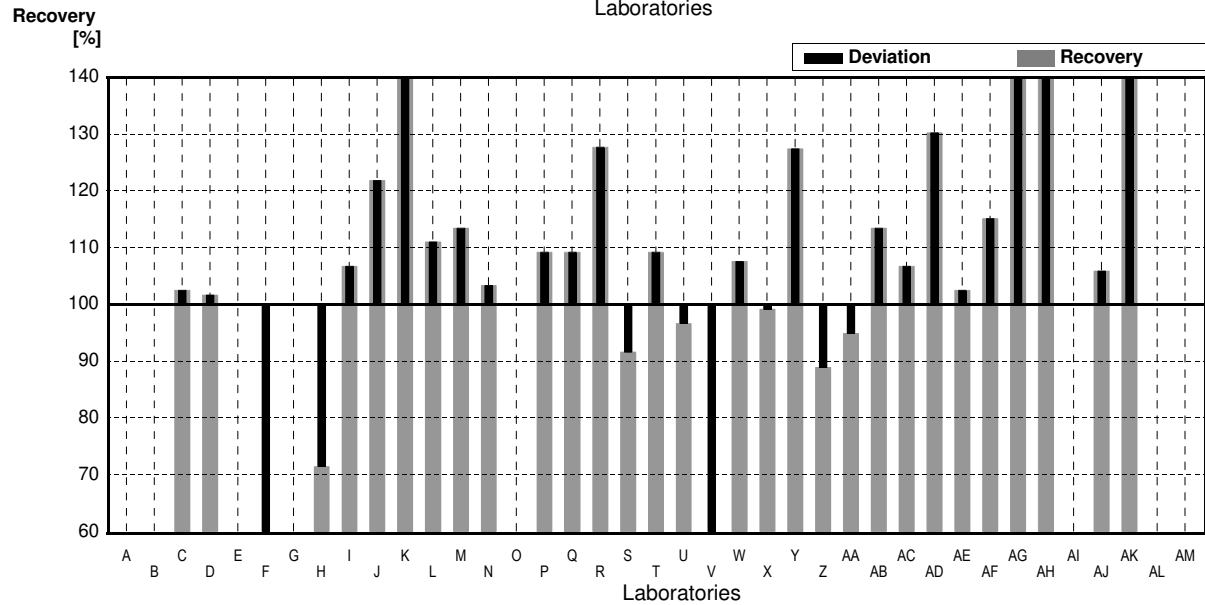
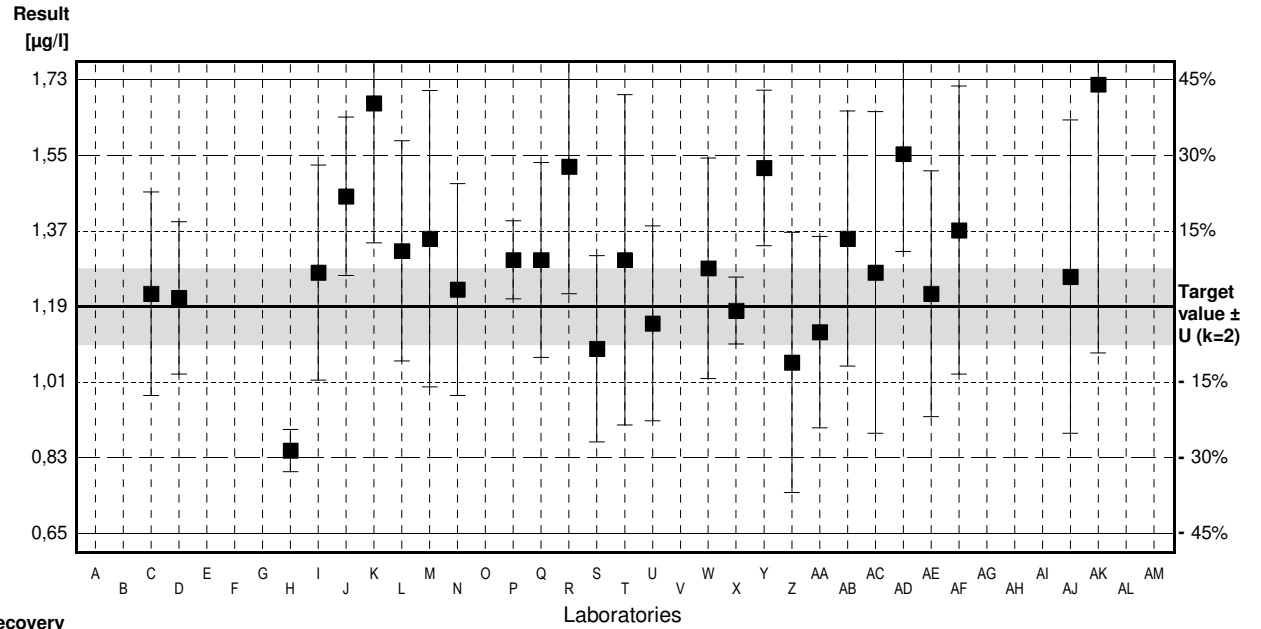
# Sample C-CB10A

## Parameter Dichloromethane

Target value ± U (k=2) 1,19 µg/l ± 0,09 µg/l  
 IFA result ± U (k=2) 1,20 µg/l ± 0,03 µg/l  
 Stability test ± U (k=2) 1,25 µg/l ± 0,03 µg/l

Lab Code	Result	±	Unit	Recovery	z-Score
A			µg/l		
B			µg/l		
C	1,22	0,24	µg/l	103%	0,18
D	1,21	0,18	µg/l	102%	0,12
E			µg/l		
F	0,50 *	0,13	µg/l	42%	-4,14
G			µg/l		
H	0,85	0,05	µg/l	71%	-2,04
I	1,270	0,254	µg/l	107%	0,48
J	1,45	0,187	µg/l	122%	1,56
K	1,67	0,33	µg/l	140%	2,88
L	1,321	0,260	µg/l	111%	0,79
M	1,35	0,35	µg/l	113%	0,96
N	1,23	0,25	µg/l	103%	0,24
O			µg/l		
P	1,30	0,092	µg/l	109%	0,66
Q	1,30	0,23	µg/l	109%	0,66
R	1,52	0,30	µg/l	128%	1,98
S	1,09	0,22	µg/l	92%	-0,60
T	1,30	0,39	µg/l	109%	0,66
U	1,15	0,23	µg/l	97%	-0,24
V	0,288 *		µg/l	24%	-5,41
W	1,28	0,26	µg/l	108%	0,54
X	1,18	0,079	µg/l	99%	-0,06
Y	1,517	0,1840	µg/l	127%	1,96
Z	1,058	0,307	µg/l	89%	-0,79
AA	1,1294	0,2259	µg/l	95%	-0,36
AB	1,35	0,301	µg/l	113%	0,96
AC	1,270	0,380	µg/l	107%	0,48
AD	1,55	0,23	µg/l	130%	2,16
AE	1,22	0,29	µg/l	103%	0,18
AF	1,37	0,34	µg/l	115%	1,08
AG	11,9 *	1,6	µg/l	1000%	64,29
AH	1,74 *	0,4	µg/l	146%	3,30
AI			µg/l		
AJ	1,26	0,37	µg/l	106%	0,42
AK	1,714	0,634	µg/l	144%	3,15
AL			µg/l		
AM	<ba		µg/l		

	All results	Outliers excl.	Unit
Mean ± CI(99%)	1,60 ± 0,96	1,30 ± 0,10	µg/l
Recov. ± CI(99%)	134,3 ± 80,3	109,3 ± 8,4	%
SD between labs	1,94	0,19	µg/l
RSD between labs	121,1	14,3	%
n for calculation	31	27	



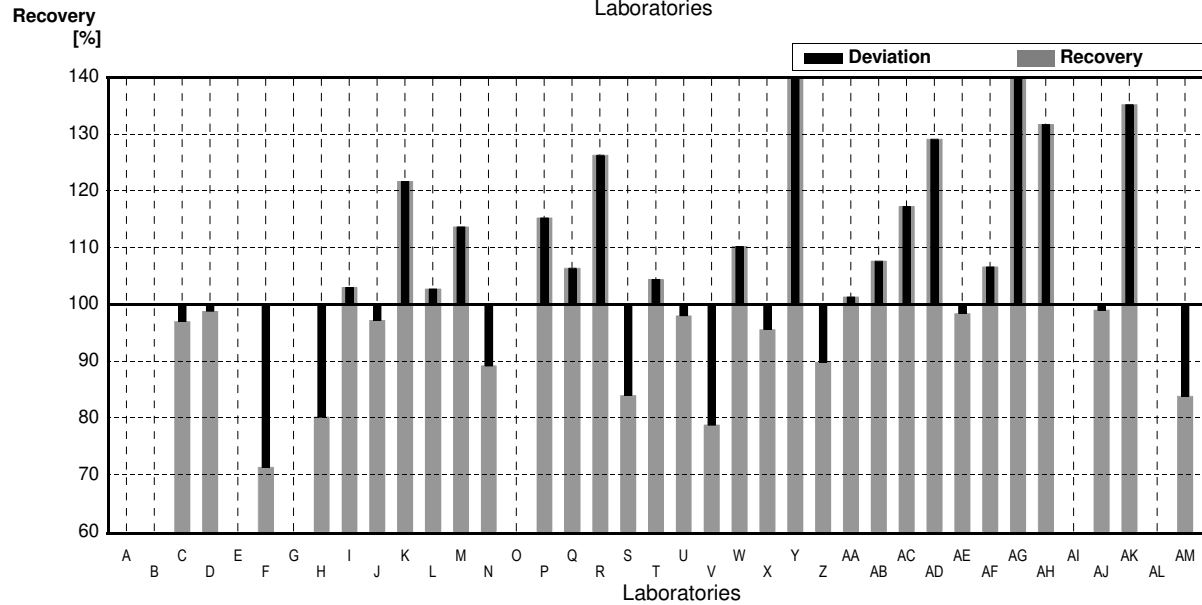
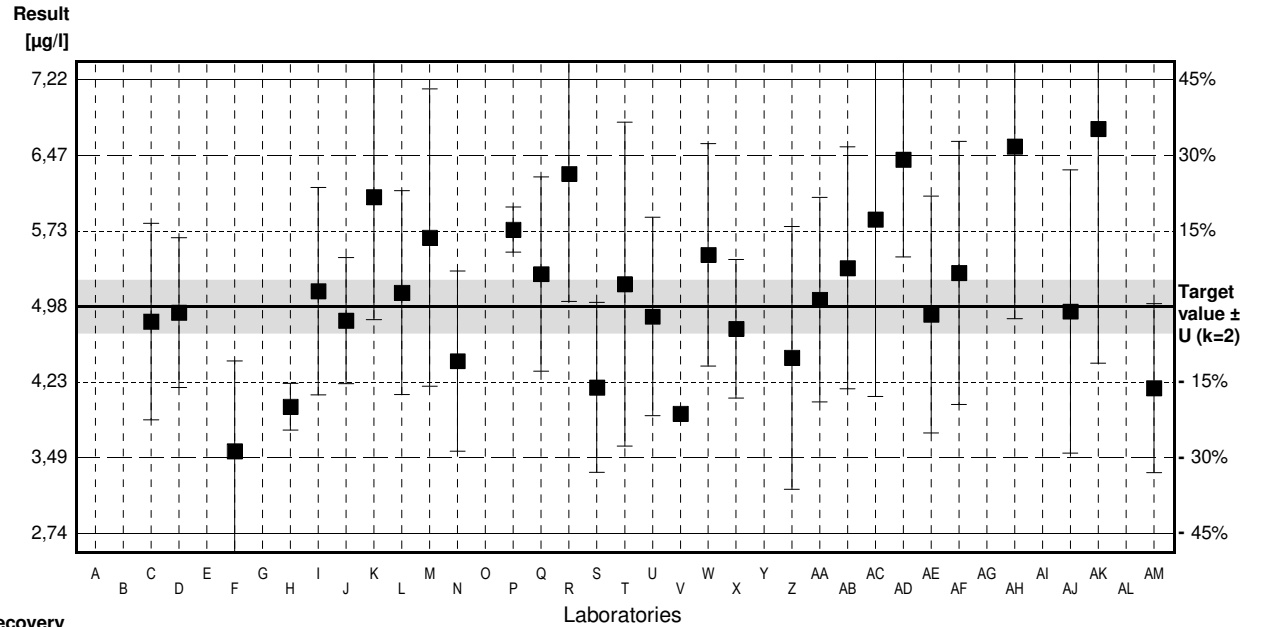
# Sample C-CB10B

## Parameter Dichloromethane

Target value  $\pm U$  (k=2) 4,98  $\mu\text{g/l}$   $\pm$  0,26  $\mu\text{g/l}$   
 IFA result  $\pm U$  (k=2) 4,89  $\mu\text{g/l}$   $\pm$  0,12  $\mu\text{g/l}$   
 Stability test  $\pm U$  (k=2) 5,13  $\mu\text{g/l}$   $\pm$  0,12  $\mu\text{g/l}$

Lab Code	Result	$\pm$	Unit	Recovery	z-Score
A			$\mu\text{g/l}$		
B			$\mu\text{g/l}$		
C	4.83	0.97	$\mu\text{g/l}$	97%	-0.22
D	4.92	0.74	$\mu\text{g/l}$	99%	-0.09
E			$\mu\text{g/l}$		
F	3.55	0.89	$\mu\text{g/l}$	71%	-2.05
G			$\mu\text{g/l}$		
H	3.99	0.23	$\mu\text{g/l}$	80%	-1.42
I	5.130	1.026	$\mu\text{g/l}$	103%	0.22
J	4.84	0.623	$\mu\text{g/l}$	97%	-0.20
K	6.06	1.21	$\mu\text{g/l}$	122%	1.55
L	5.116	1.008	$\mu\text{g/l}$	103%	0.20
M	5.66	1.47	$\mu\text{g/l}$	114%	0.98
N	4.44	0.89	$\mu\text{g/l}$	89%	-0.77
O			$\mu\text{g/l}$		
P	5.74	0.224	$\mu\text{g/l}$	115%	1.09
Q	5.3	0.96	$\mu\text{g/l}$	106%	0.46
R	6.29	1.26	$\mu\text{g/l}$	126%	1.88
S	4.18	0.84	$\mu\text{g/l}$	84%	-1.15
T	5.20	1.6	$\mu\text{g/l}$	104%	0.32
U	4.88	0.98	$\mu\text{g/l}$	98%	-0.14
V	3.92		$\mu\text{g/l}$	79%	-1.52
W	5.49	1.10	$\mu\text{g/l}$	110%	0.73
X	4.76	0.685	$\mu\text{g/l}$	96%	-0.32
Y	7.772 *	0.9427	$\mu\text{g/l}$	156%	4.00
Z	4.472	1.297	$\mu\text{g/l}$	90%	-0.73
AA	5.0467	1.0093	$\mu\text{g/l}$	101%	0.10
AB	5.36	1.195	$\mu\text{g/l}$	108%	0.55
AC	5.84	1.75	$\mu\text{g/l}$	117%	1.23
AD	6.43	0.96	$\mu\text{g/l}$	129%	2.08
AE	4.90	1.17	$\mu\text{g/l}$	98%	-0.11
AF	5.31	1.3	$\mu\text{g/l}$	107%	0.47
AG	41.5 *	5.4	$\mu\text{g/l}$	833%	52.38
AH	6.56	1.7	$\mu\text{g/l}$	132%	2.27
AI			$\mu\text{g/l}$		
AJ	4.93	1.4	$\mu\text{g/l}$	99%	-0.07
AK	6.735	2.317	$\mu\text{g/l}$	135%	2.52
AL			$\mu\text{g/l}$		
AM	4.174	0.835	$\mu\text{g/l}$	84%	-1.16

	All results	Outliers excl.	Unit
Mean $\pm$ CI(99%)	6,35 $\pm$ 3,15	5,14 $\pm$ 0,40	$\mu\text{g/l}$
Recov. $\pm$ CI(99%)	127,6 $\pm$ 63,2	103,1 $\pm$ 8,1	%
SD between labs	6,48	0,80	$\mu\text{g/l}$
RSD between labs	101,9	15,5	%
n for calculation	32	30	



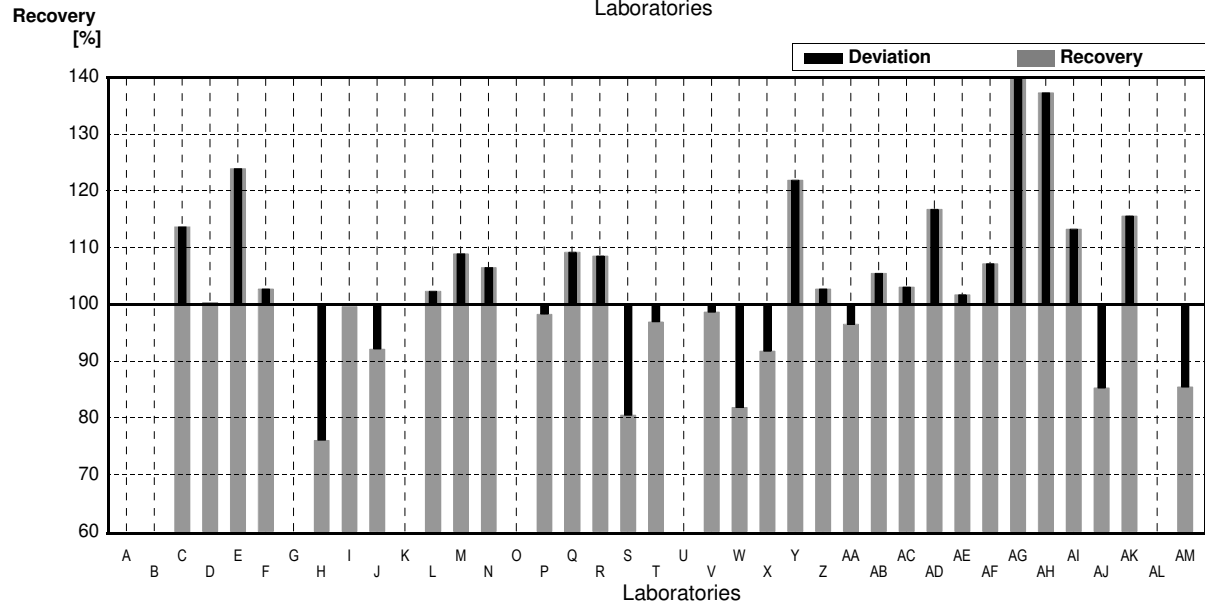
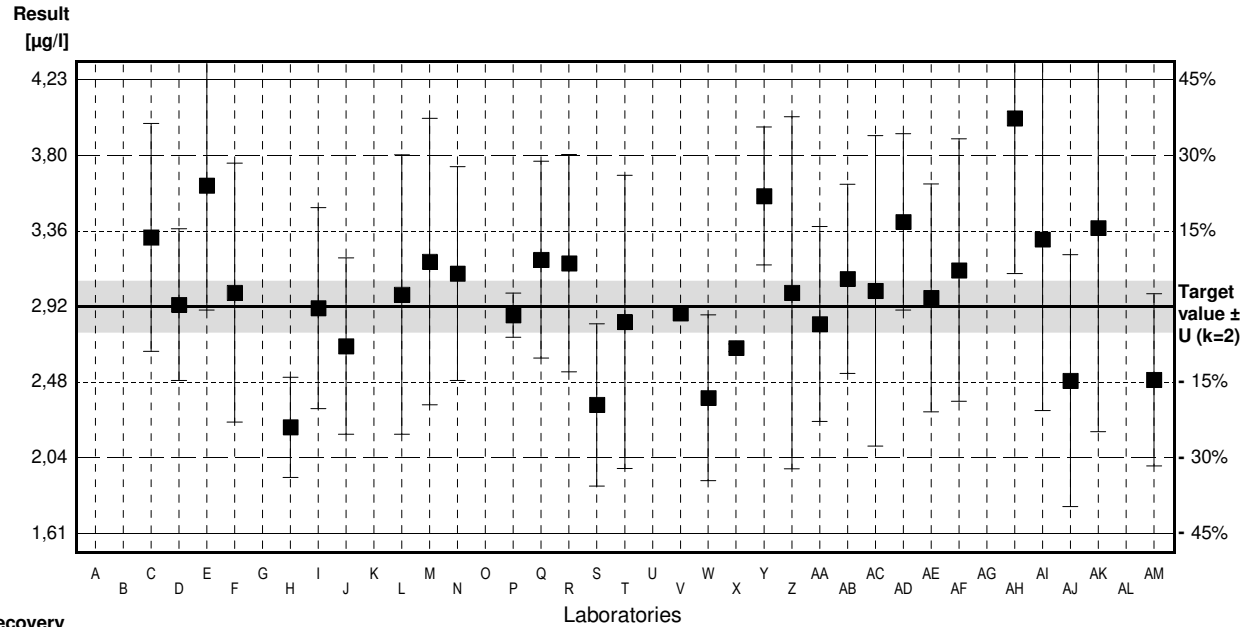
# Sample C-CB10A

## Parameter 1,2-Dichloroethane

Target value ± U (k=2) 2,92 µg/l ± 0,15 µg/l  
 IFA result ± U (k=2) 2,80 µg/l ± 0,18 µg/l  
 Stability test ± U (k=2) 2,81 µg/l ± 0,18 µg/l

Lab Code	Result	±	Unit	Recovery	z-Score
A			µg/l		
B			µg/l		
C	3.32	0.66	µg/l	114%	1.05
D	2.93	0.44	µg/l	100%	0.03
E	3.62	0.72	µg/l	124%	1.84
F	3.00	0.75	µg/l	103%	0.21
G			µg/l		
H	2.22	0.29	µg/l	76%	-1.84
I	2.910	0.582	µg/l	100%	-0.03
J	2.69	0.511	µg/l	92%	-0.61
K			µg/l		
L	2.989	0.810	µg/l	102%	0.18
M	3.18	0.83	µg/l	109%	0.68
N	3.11	0.62	µg/l	107%	0.50
O			µg/l		
P	2.87	0.128	µg/l	98%	-0.13
Q	3.19	0.57	µg/l	109%	0.71
R	3.17	0.63	µg/l	109%	0.66
S	2.35	0.47	µg/l	80%	-1.50
T	2.83	0.85	µg/l	97%	-0.24
U			µg/l		
V	2.88		µg/l	99%	-0.11
W	2.39	0.48	µg/l	82%	-1.40
X	2.68	0.023	µg/l	92%	-0.63
Y	3.560	0.3998	µg/l	122%	1.69
Z	2.999	1.020	µg/l	103%	0.21
AA	2.8185	0.5648	µg/l	97%	-0.27
AB	3.08	0.548	µg/l	105%	0.42
AC	3.01	0.90	µg/l	103%	0.24
AD	3.41	0.51	µg/l	117%	1.29
AE	2.97	0.66	µg/l	102%	0.13
AF	3.13	0.76	µg/l	107%	0.55
AG	24.6 *	3.3	µg/l	842%	57.11
AH	4.01 *	0.9	µg/l	137%	2.87
AI	3.308	0.992	µg/l	113%	1.02
AJ	2.49	0.73	µg/l	85%	-1.13
AK	3.375	1.181	µg/l	116%	1.20
AL			µg/l		
AM	2.495	0.499	µg/l	85%	-1.12

	All results	Outliers excl.	Unit
Mean ± CI(99%)	3,67 ± 1,87	2,97 ± 0,18	µg/l
Recov. ± CI(99%)	125,8 ± 63,9	101,6 ± 6,0	%
SD between labs	3,84	0,35	µg/l
RSD between labs	104,4	11,8	%
n for calculation	32	30	



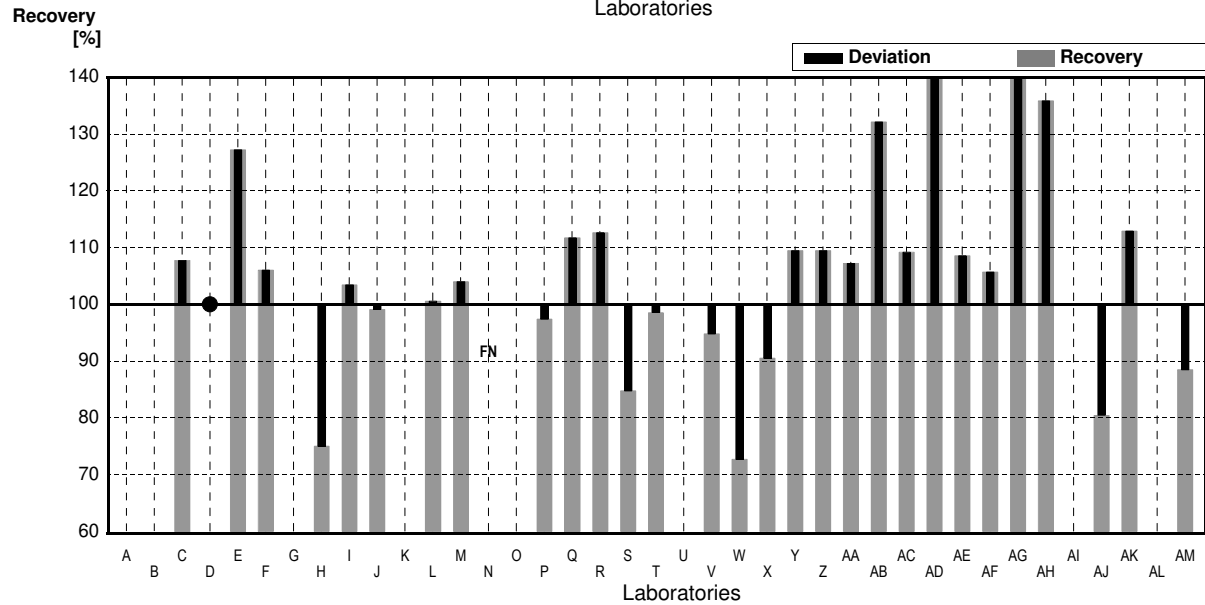
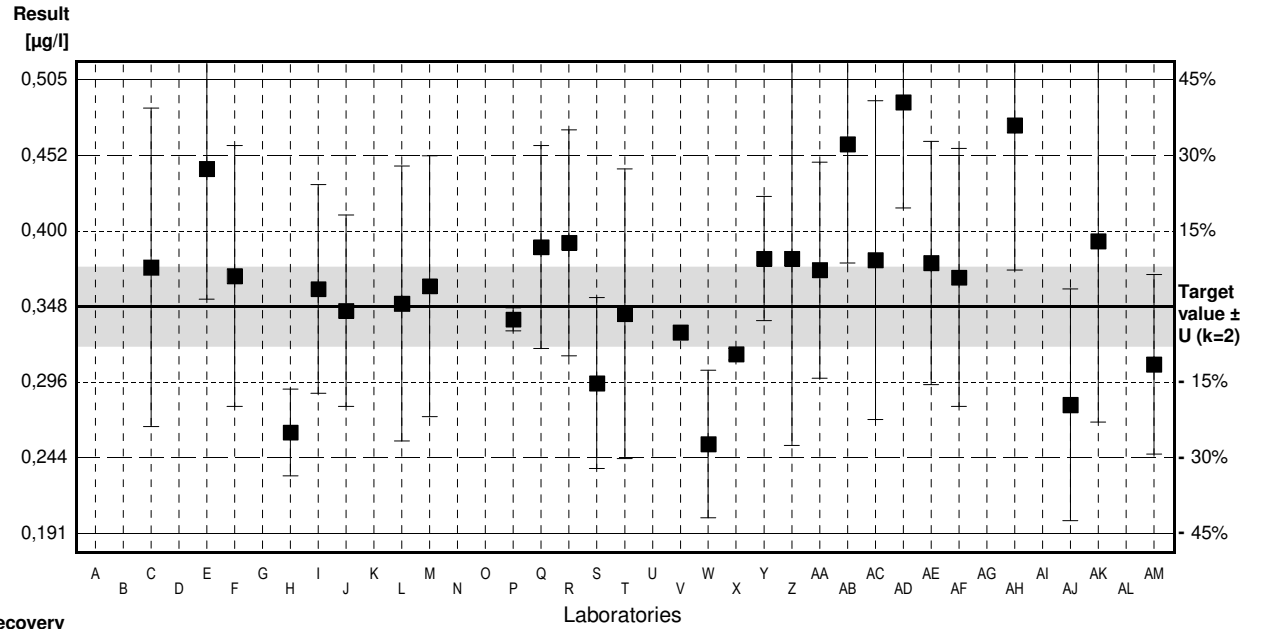
# Sample C-CB10B

## Parameter 1,2-Dichloroethane

Target value  $\pm$  U (k=2) 0,348  $\mu\text{g/l}$   $\pm$  0,027  $\mu\text{g/l}$   
 IFA result  $\pm$  U (k=2) 0,353  $\mu\text{g/l}$   $\pm$  0,022  $\mu\text{g/l}$   
 Stability test  $\pm$  U (k=2) 0,347  $\mu\text{g/l}$   $\pm$  0,022  $\mu\text{g/l}$

Lab Code	Result	$\pm$	Unit	Recovery	z-Score
A			$\mu\text{g/l}$		
B			$\mu\text{g/l}$		
C	0.375	0.11	$\mu\text{g/l}$	108%	
D	<0.5		$\mu\text{g/l}$	*	
E	0.443	0.09	$\mu\text{g/l}$	127%	
F	0.369	0.09	$\mu\text{g/l}$	106%	
G			$\mu\text{g/l}$		
H	0.261	0.03	$\mu\text{g/l}$	75%	
I	0.360	0.072	$\mu\text{g/l}$	103%	
J	0.345	0.066	$\mu\text{g/l}$	99%	
K			$\mu\text{g/l}$		
L	0.350	0.0949	$\mu\text{g/l}$	101%	
M	0.362	0.09	$\mu\text{g/l}$	104%	
N	<0.1		$\mu\text{g/l}$	FN	
O			$\mu\text{g/l}$		
P	0.339	0.008	$\mu\text{g/l}$	97%	
Q	0.389	0.07	$\mu\text{g/l}$	112%	
R	0.392	0.078	$\mu\text{g/l}$	113%	
S	0.295	0.059	$\mu\text{g/l}$	85%	
T	0.343	0.10	$\mu\text{g/l}$	99%	
U			$\mu\text{g/l}$		
V	0.330		$\mu\text{g/l}$	95%	
W	0.253	0.051	$\mu\text{g/l}$	73%	
X	0.315	0.004	$\mu\text{g/l}$	91%	
Y	0.381	0.0428	$\mu\text{g/l}$	109%	
Z	0.381	0.129	$\mu\text{g/l}$	109%	
AA	0.3731	0.0746	$\mu\text{g/l}$	107%	
AB	0.460	0.082	$\mu\text{g/l}$	132%	
AC	0.380	0.110	$\mu\text{g/l}$	109%	
AD	0.489	0.073	$\mu\text{g/l}$	141%	
AE	0.378	0.084	$\mu\text{g/l}$	109%	
AF	0.368	0.089	$\mu\text{g/l}$	106%	
AG	2.47	0.34	$\mu\text{g/l}$	710%	
AH	0.473	0.1	$\mu\text{g/l}$	136%	
AI			$\mu\text{g/l}$		
AJ	0.280	0.08	$\mu\text{g/l}$	80%	
AK	0.393	0.125	$\mu\text{g/l}$	113%	
AL			$\mu\text{g/l}$		
AM	0.308	0.062	$\mu\text{g/l}$	89%	

	All results	Outliers excl.	Unit
Mean $\pm$ CI(99%)	0,436 $\pm$ 0,203	0,363 $\pm$ 0,027	$\mu\text{g/l}$
Recov. $\pm$ CI(99%)	125,4 $\pm$ 58,2	104,4 $\pm$ 7,8	%
SD between labs	0,395	0,050	$\mu\text{g/l}$
RSD between labs	90,6	13,7	%
n for calculation	29	26	



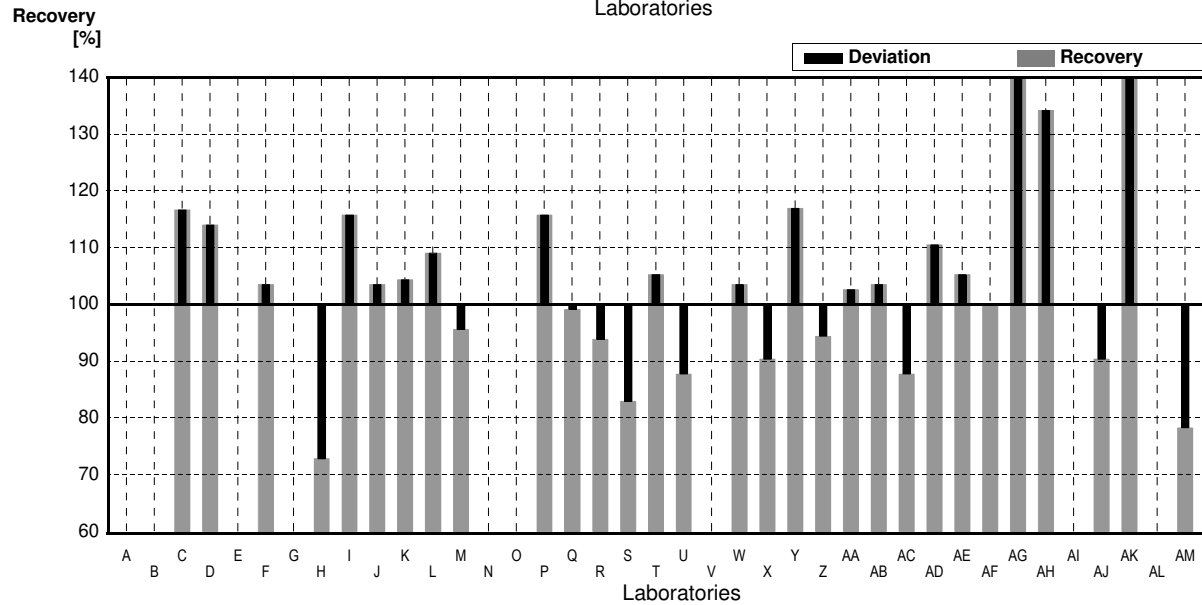
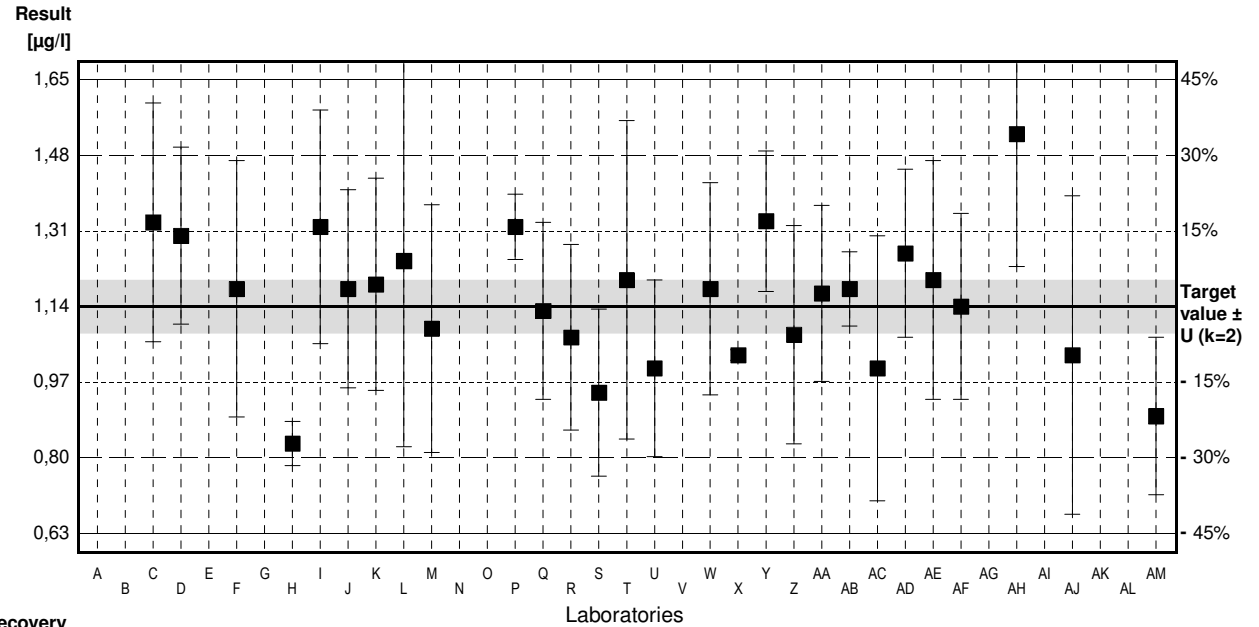
# Sample C-CB10A

## Parameter cis-1,2-Dichloroethene

Target value  $\pm U$  (k=2) 1,14  $\mu\text{g/l}$   $\pm$  0,06  $\mu\text{g/l}$   
 IFA result  $\pm U$  (k=2) 1,14  $\mu\text{g/l}$   $\pm$  0,07  $\mu\text{g/l}$   
 Stability test  $\pm U$  (k=2) 1,18  $\mu\text{g/l}$   $\pm$  0,07  $\mu\text{g/l}$

Lab Code	Result	$\pm$	Unit	Recovery	z-Score
A			$\mu\text{g/l}$		
B			$\mu\text{g/l}$		
C	1.33	0.27	$\mu\text{g/l}$	117%	1.19
D	1.30	0.20	$\mu\text{g/l}$	114%	1.00
E			$\mu\text{g/l}$		
F	1.18	0.29	$\mu\text{g/l}$	104%	0.25
G			$\mu\text{g/l}$		
H	0.83	0.05	$\mu\text{g/l}$	73%	-1.94
I	1.320	0.264	$\mu\text{g/l}$	116%	1.13
J	1.18	0.224	$\mu\text{g/l}$	104%	0.25
K	1.19	0.24	$\mu\text{g/l}$	104%	0.31
L	1.243	0.420	$\mu\text{g/l}$	109%	0.65
M	1.09	0.28	$\mu\text{g/l}$	96%	-0.31
N			$\mu\text{g/l}$		
O			$\mu\text{g/l}$		
P	1.32	0.074	$\mu\text{g/l}$	116%	1.13
Q	1.13	0.20	$\mu\text{g/l}$	99%	-0.06
R	1.07	0.21	$\mu\text{g/l}$	94%	-0.44
S	0.945	0.189	$\mu\text{g/l}$	83%	-1.22
T	1.20	0.36	$\mu\text{g/l}$	105%	0.38
U	1.00	0.2	$\mu\text{g/l}$	88%	-0.88
V			$\mu\text{g/l}$		
W	1.18	0.24	$\mu\text{g/l}$	104%	0.25
X	1.03	0.012	$\mu\text{g/l}$	90%	-0.69
Y	1.333	0.1589	$\mu\text{g/l}$	117%	1.21
Z	1.076	0.247	$\mu\text{g/l}$	94%	-0.40
AA	1.1694	0.1988	$\mu\text{g/l}$	103%	0.18
AB	1.18	0.084	$\mu\text{g/l}$	104%	0.25
AC	1.00	0.30	$\mu\text{g/l}$	88%	-0.88
AD	1.26	0.19	$\mu\text{g/l}$	111%	0.75
AE	1.20	0.27	$\mu\text{g/l}$	105%	0.38
AF	1.14	0.21	$\mu\text{g/l}$	100%	0.00
AG	11.1	2.3	$\mu\text{g/l}$	974%	62.41
AH	1.53	0.3	$\mu\text{g/l}$	134%	2.44
AI			$\mu\text{g/l}$		
AJ	1.03	0.36	$\mu\text{g/l}$	90%	-0.69
AK	1.671	0.618	$\mu\text{g/l}$	147%	3.33
AL			$\mu\text{g/l}$		
AM	0.892	0.178	$\mu\text{g/l}$	78%	-1.55

	All results	Outliers excl.	Unit
Mean $\pm$ CI(99%)	1,50 $\pm$ 0,92	1,17 $\pm$ 0,09	$\mu\text{g/l}$
Recov. $\pm$ CI(99%)	131,9 $\pm$ 80,5	102,9 $\pm$ 8,0	%
SD between labs	1,82	0,18	$\mu\text{g/l}$
RSD between labs	121,1	15,1	%
n for calculation	30	29	



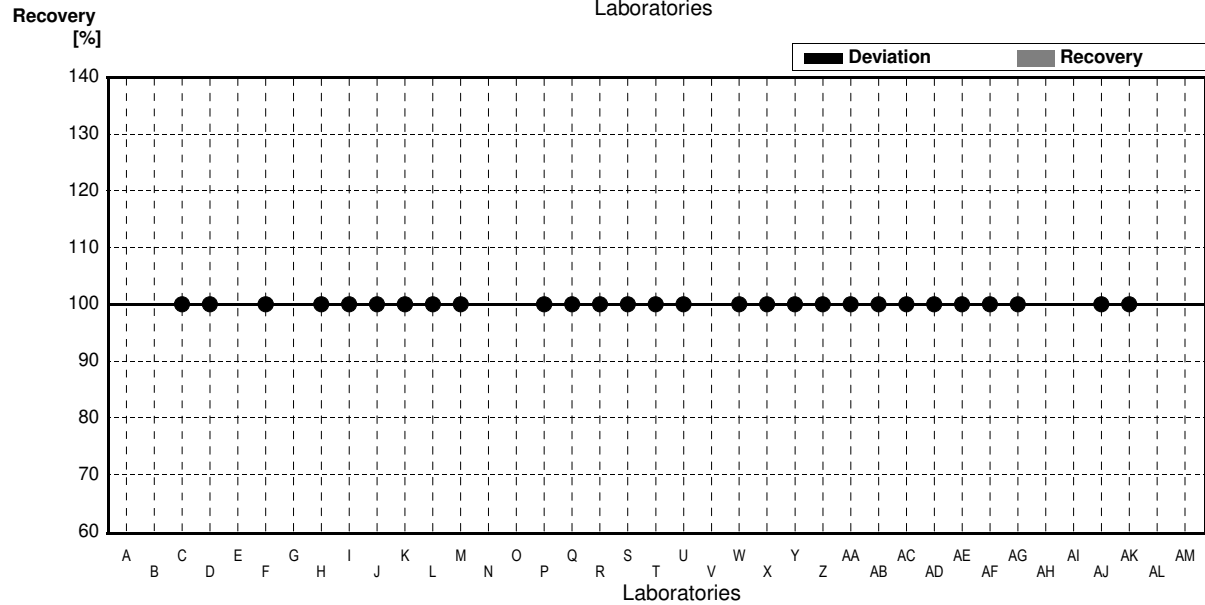
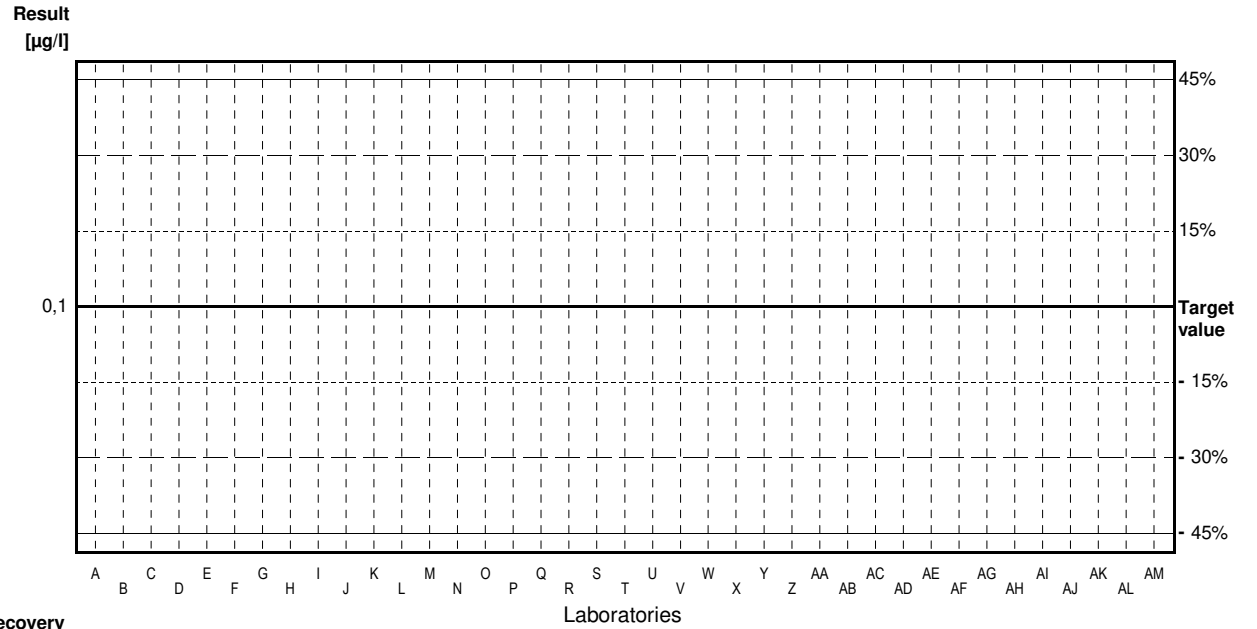
# Sample C-CB10B

## Parameter cis-1,2-Dichloroethene

Target value <0,1 µg/l  
 IFA result <0,1 µg/l  
 Stability test <0,1 µg/l

Lab Code	Result	±	Unit	Recovery	z-Score
A			µg/l		
B			µg/l		
C	<0.05		µg/l	•	
D	<0.5		µg/l	•	
E			µg/l		
F	<0.05	0.01	µg/l	•	
G			µg/l		
H	<0.1		µg/l	•	
I	<0.130		µg/l	•	
J	<0.15		µg/l	•	
K	<0.50		µg/l	•	
L	<0.100		µg/l	•	
M	<0.1		µg/l	•	
N			µg/l		
O			µg/l		
P	<0.05		µg/l	•	
Q	<0.05		µg/l	•	
R	<0.02		µg/l	•	
S	<0.1		µg/l	•	
T	<0.1		µg/l	•	
U	<0.5		µg/l	•	
V			µg/l		
W	<0.1		µg/l	•	
X	<0.10		µg/l	•	
Y	<0.05		µg/l	•	
Z	<0.05	0.012	µg/l	•	
AA	<0.5000		µg/l	•	
AB	<0.1	0	µg/l	•	
AC	<0.100		µg/l	•	
AD	<0.5		µg/l	•	
AE	<0.20		µg/l	•	
AF	<0.10		µg/l	•	
AG	<0.5	0	µg/l	•	
AH			µg/l		
AI			µg/l		
AJ	0.090	0.05	µg/l	•	
AK	<0.035	0.009	µg/l	•	
AL			µg/l		
AM	<ba		µg/l		

	All results	Outliers excl.	Unit
Mean ± CI(99%)			µg/l
Recov. ± CI(99%)			%
SD between labs			µg/l
RSD between labs			%
n for calculation			



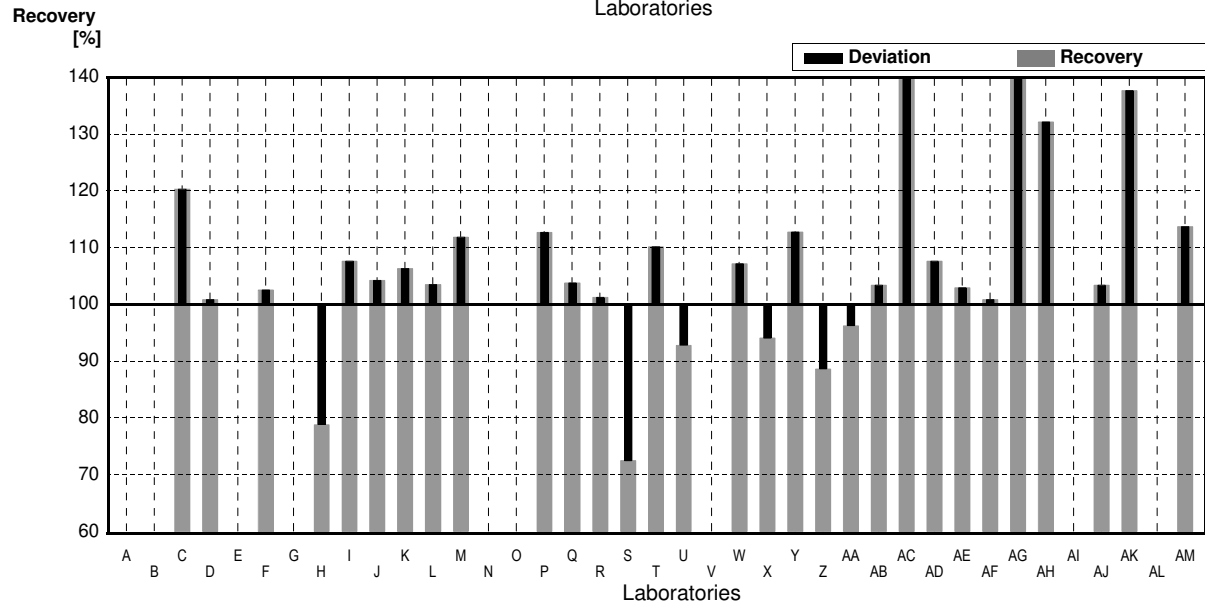
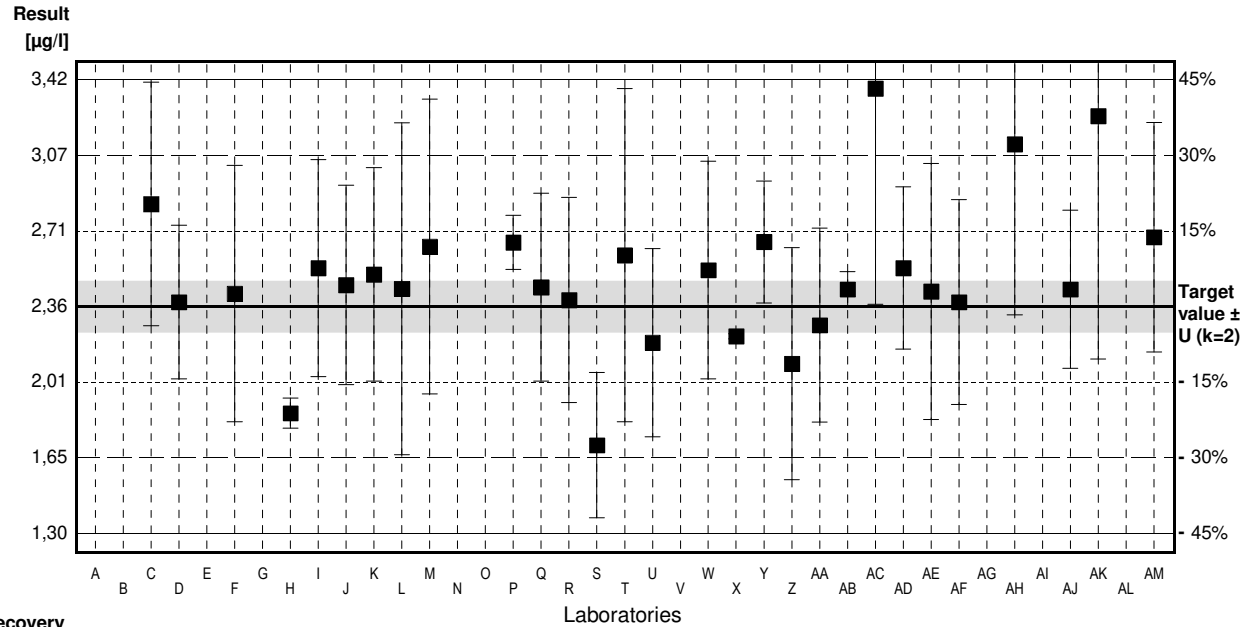
# Sample C-CB10A

## Parameter trans-1,2-Dichloroethene

Target value ± U (k=2) 2,36 µg/l ± 0,12 µg/l  
 IFA result ± U (k=2) 2,18 µg/l ± 0,12 µg/l  
 Stability test ± U (k=2) 2,27 µg/l ± 0,12 µg/l

Lab Code	Result	±	Unit	Recovery	z-Score
A			µg/l		
B			µg/l		
C	2,84	0,57	µg/l	120%	1,36
D	2,38	0,36	µg/l	101%	0,06
E			µg/l		
F	2,42	0,60	µg/l	103%	0,17
G			µg/l		
H	1,86	0,07	µg/l	79%	-1,41
I	2,540	0,508	µg/l	108%	0,51
J	2,46	0,467	µg/l	104%	0,28
K	2,51	0,50	µg/l	106%	0,42
L	2,443	0,777	µg/l	104%	0,23
M	2,64	0,69	µg/l	112%	0,79
N			µg/l		
O			µg/l		
P	2,66	0,126	µg/l	113%	0,85
Q	2,45	0,44	µg/l	104%	0,25
R	2,39	0,48	µg/l	101%	0,08
S	1,71	0,34	µg/l	72%	-1,84
T	2,60	0,78	µg/l	110%	0,68
U	2,19	0,44	µg/l	93%	-0,48
V			µg/l		
W	2,53	0,51	µg/l	107%	0,48
X	2,22	0,012	µg/l	94%	-0,40
Y	2,662	0,2854	µg/l	113%	0,85
Z	2,092	0,544	µg/l	89%	-0,76
AA	2,2719	0,4544	µg/l	96%	-0,25
AB	2,44	0,083	µg/l	103%	0,23
AC	3,38	1,01	µg/l	143%	2,88
AD	2,54	0,38	µg/l	108%	0,51
AE	2,43	0,60	µg/l	103%	0,20
AF	2,38	0,48	µg/l	101%	0,06
AG	25,4	4,0	µg/l	1076%	65,08
AH	3,12	0,8	µg/l	132%	2,15
AI			µg/l		
AJ	2,44	0,37	µg/l	103%	0,23
AK	3,251	1,137	µg/l	138%	2,52
AL			µg/l		
AM	2,684	0,537	µg/l	114%	0,92

	All results	Outliers excl.	Unit
Mean ± CI(99%)	3,26 ± 2,11	2,44 ± 0,15	µg/l
Recov. ± CI(99%)	138,3 ± 89,6	103,4 ± 6,3	%
SD between labs	4,19	0,28	µg/l
RSD between labs	128,5	11,4	%
n for calculation	30	27	





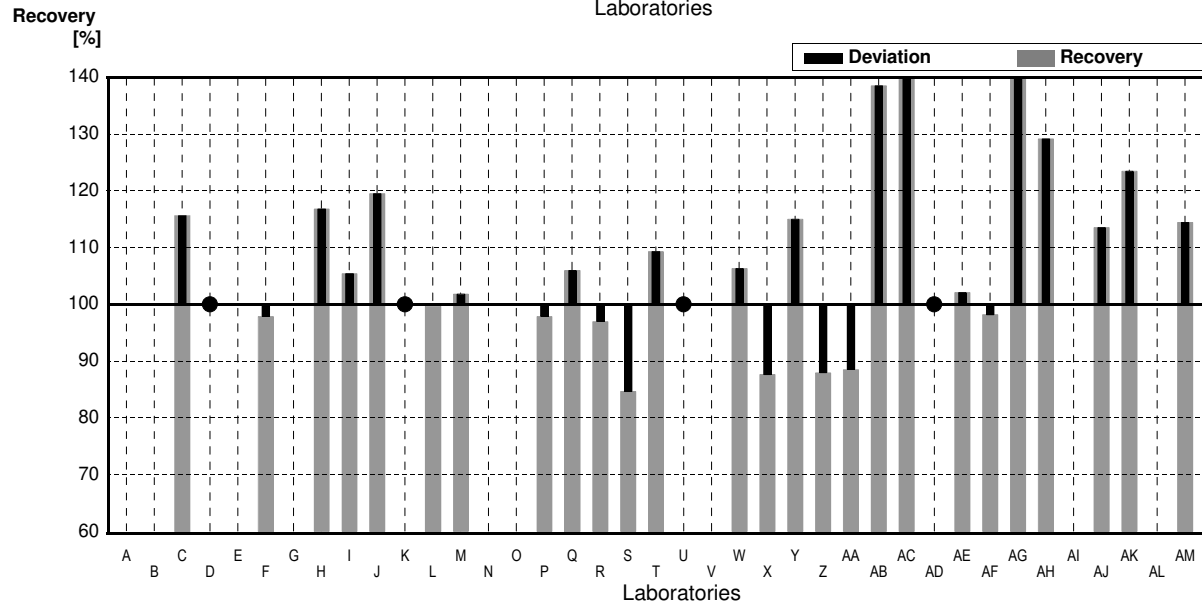
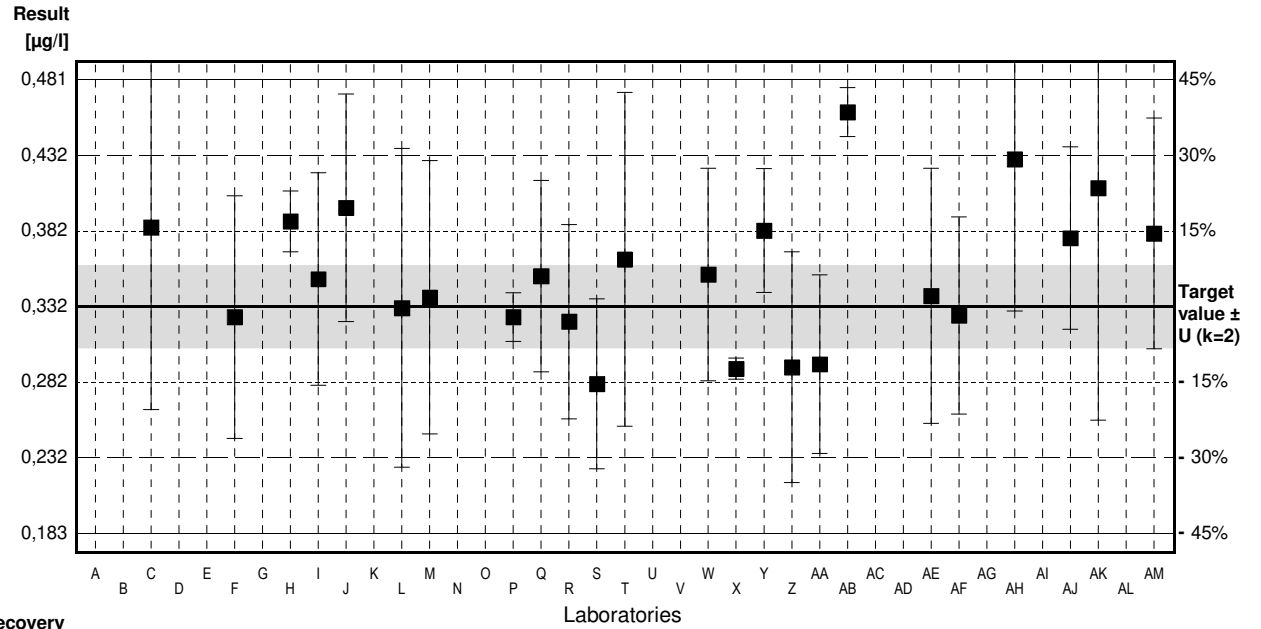
# Sample C-CB10B

## Parameter trans-1,2-Dichloroethene

Target value ± U (k=2) 0,332 µg/l ± 0,027 µg/l  
 IFA result ± U (k=2) 0,322 µg/l ± 0,017 µg/l  
 Stability test ± U (k=2) 0,339 µg/l ± 0,018 µg/l

Lab Code	Result	±	Unit	Recovery	z-Score
A			µg/l		
B			µg/l		
C	0.384	0.12	µg/l	116%	1.04
D	<0.5		µg/l	•	
E			µg/l		
F	0.325	0.08	µg/l	98%	-0.14
G			µg/l		
H	0.388	0.02	µg/l	117%	1.12
I	0.350	0.070	µg/l	105%	0.36
J	0.397	0.075	µg/l	120%	1.31
K	<0.50		µg/l	•	
L	0.331	0.105	µg/l	100%	-0.02
M	0.338	0.09	µg/l	102%	0.12
N			µg/l		
O			µg/l		
P	0.325	0.016	µg/l	98%	-0.14
Q	0.352	0.063	µg/l	106%	0.40
R	0.322	0.064	µg/l	97%	-0.20
S	0.281	0.056	µg/l	85%	-1.02
T	0.363	0.11	µg/l	109%	0.62
U	<0.5		µg/l	•	
V			µg/l		
W	0.353	0.070	µg/l	106%	0.42
X	0.291	0.007	µg/l	88%	-0.82
Y	0.382	0.0409	µg/l	115%	1.00
Z	0.292	0.076	µg/l	88%	-0.80
AA	0.2939	0.0588	µg/l	89%	-0.77
AB	0.460	0.016	µg/l	139%	2.57
AC	0.540 *	0.160	µg/l	163%	4.18
AD	<0.5		µg/l	•	
AE	0.339	0.084	µg/l	102%	0.14
AF	0.326	0.065	µg/l	98%	-0.12
AG	2.90 *	0.46	µg/l	873%	51.57
AH	0.429	0.1	µg/l	129%	1.95
AI			µg/l		
AJ	0.377	0.06	µg/l	114%	0.90
AK	0.410	0.153	µg/l	123%	1.57
AL			µg/l		
AM	0.380	0.076	µg/l	114%	0.96

	All results	Outliers excl.	Unit
Mean ± CI(99%)	0,459 ± 0,274	0,354 ± 0,026	µg/l
Recov. ± CI(99%)	138,2 ± 82,6	106,5 ± 7,8	%
SD between labs	0,501	0,045	µg/l
RSD between labs	109,2	12,8	%
n for calculation	26	24	





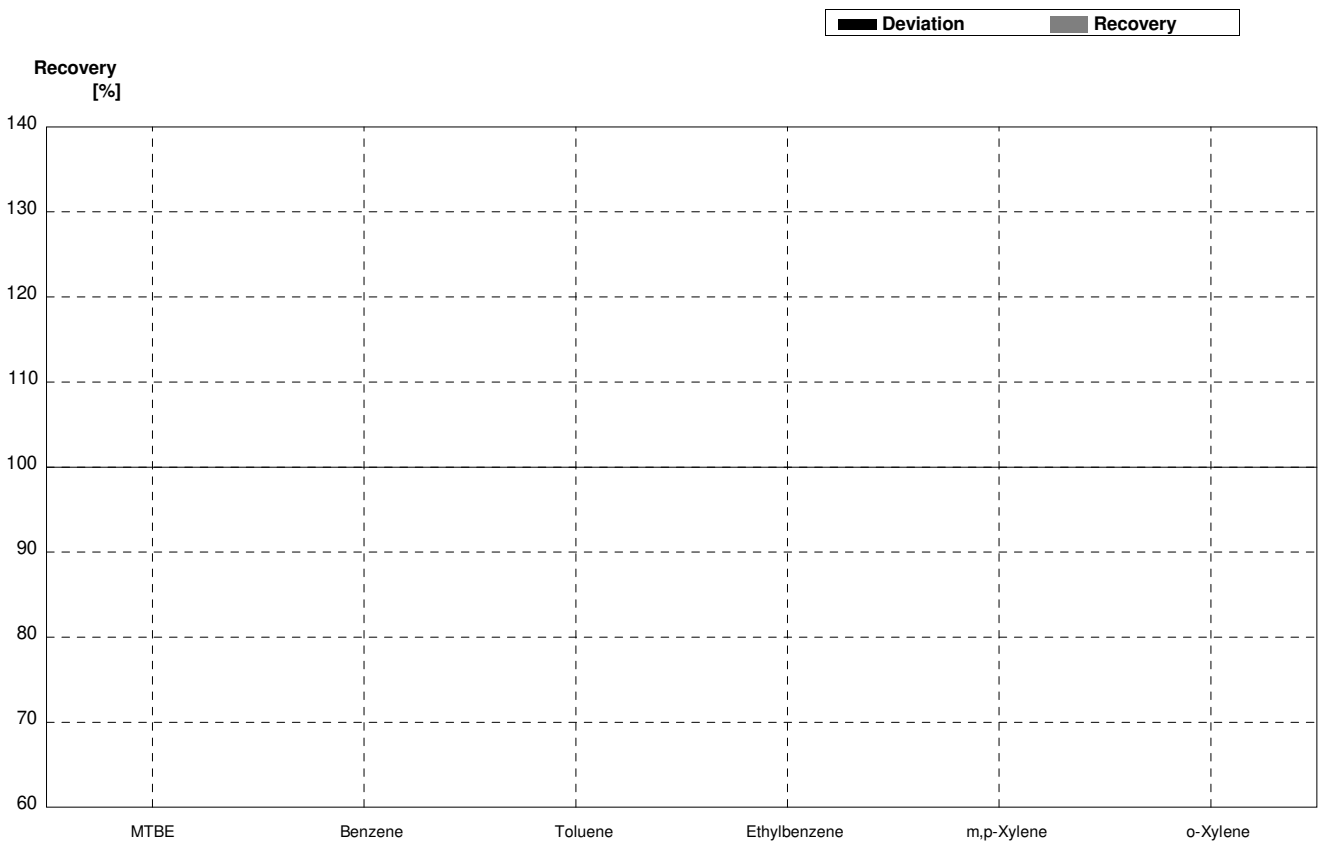
# Illustration of Results Laboratory Oriented Part

Round CB10  
BTEX and MTBE  
Volatile Halogenated Hydrocarbons

Sample Dispatch: 16 October 2023

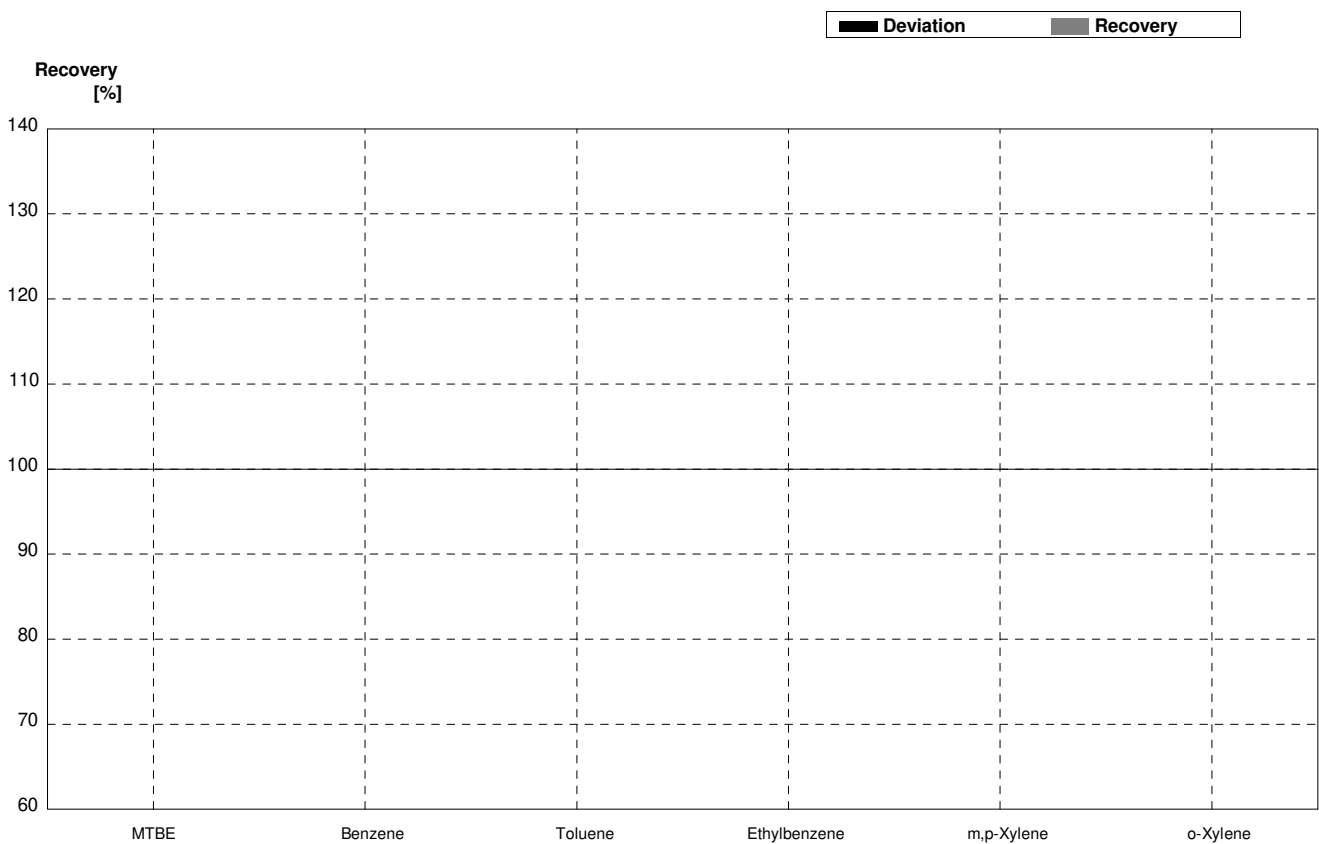
**Sample B-CB10A**  
**Laboratory A**

Parameter	Target value	$\pm U$ (k=2)	Result	$\pm$	Unit	Recovery
MTBE	0,61	0,05			$\mu\text{g/L}$	
Benzene	3,75	0,19			$\mu\text{g/L}$	
Toluene	1,76	0,10			$\mu\text{g/L}$	
Ethylbenzene	3,03	0,16			$\mu\text{g/L}$	
m,p-Xylene	1,41	0,08			$\mu\text{g/L}$	
o-Xylene	1,22	0,07			$\mu\text{g/L}$	



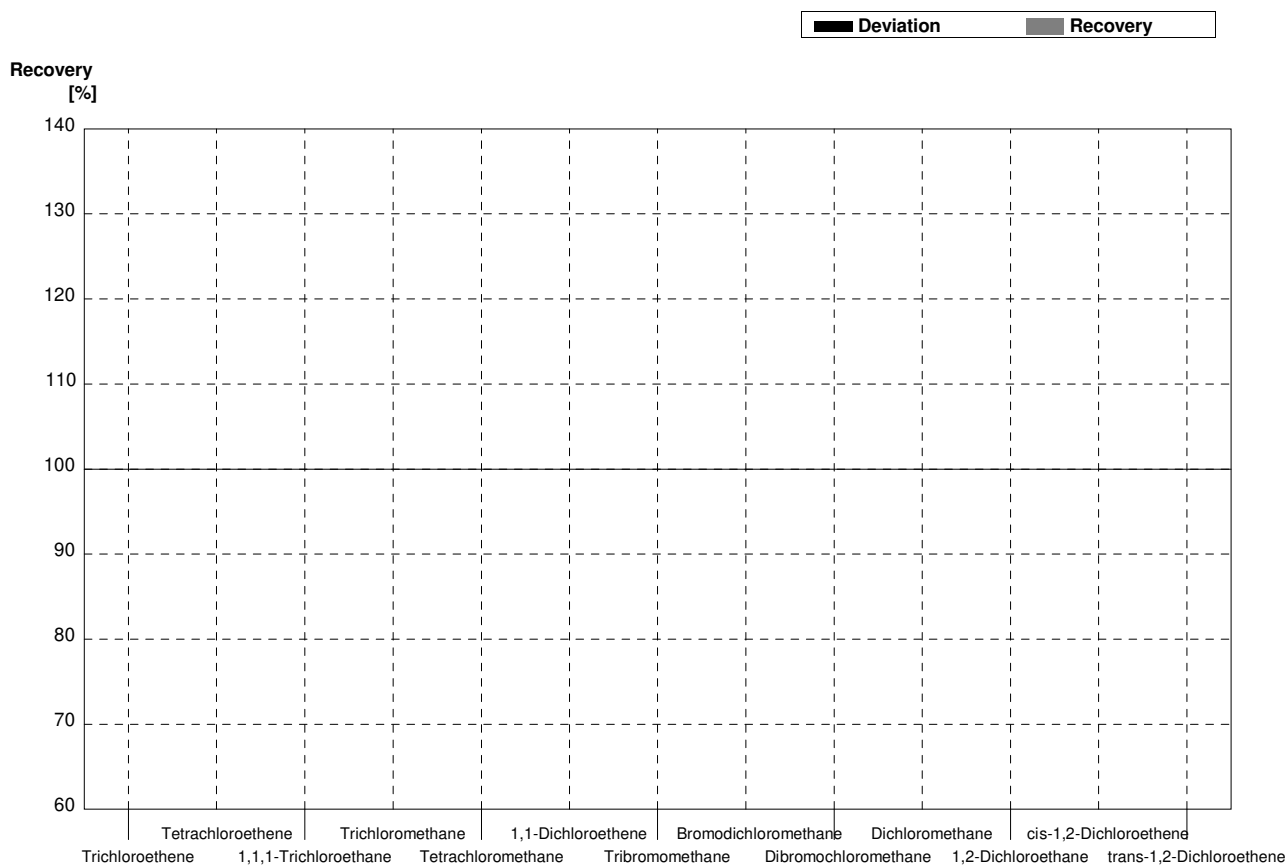
**Sample B-CB10B**  
**Laboratory A**

Parameter	Target value	$\pm U$ (k=2)	Result	$\pm$	Unit	Recovery
MTBE	1,90	0,10			$\mu\text{g/L}$	
Benzene	0,82	0,05			$\mu\text{g/L}$	
Toluene	6,1	0,3			$\mu\text{g/L}$	
Ethylbenzene	0,74	0,05			$\mu\text{g/L}$	
m,p-Xylene	5,9	0,3			$\mu\text{g/L}$	
o-Xylene	4,36	0,22			$\mu\text{g/L}$	



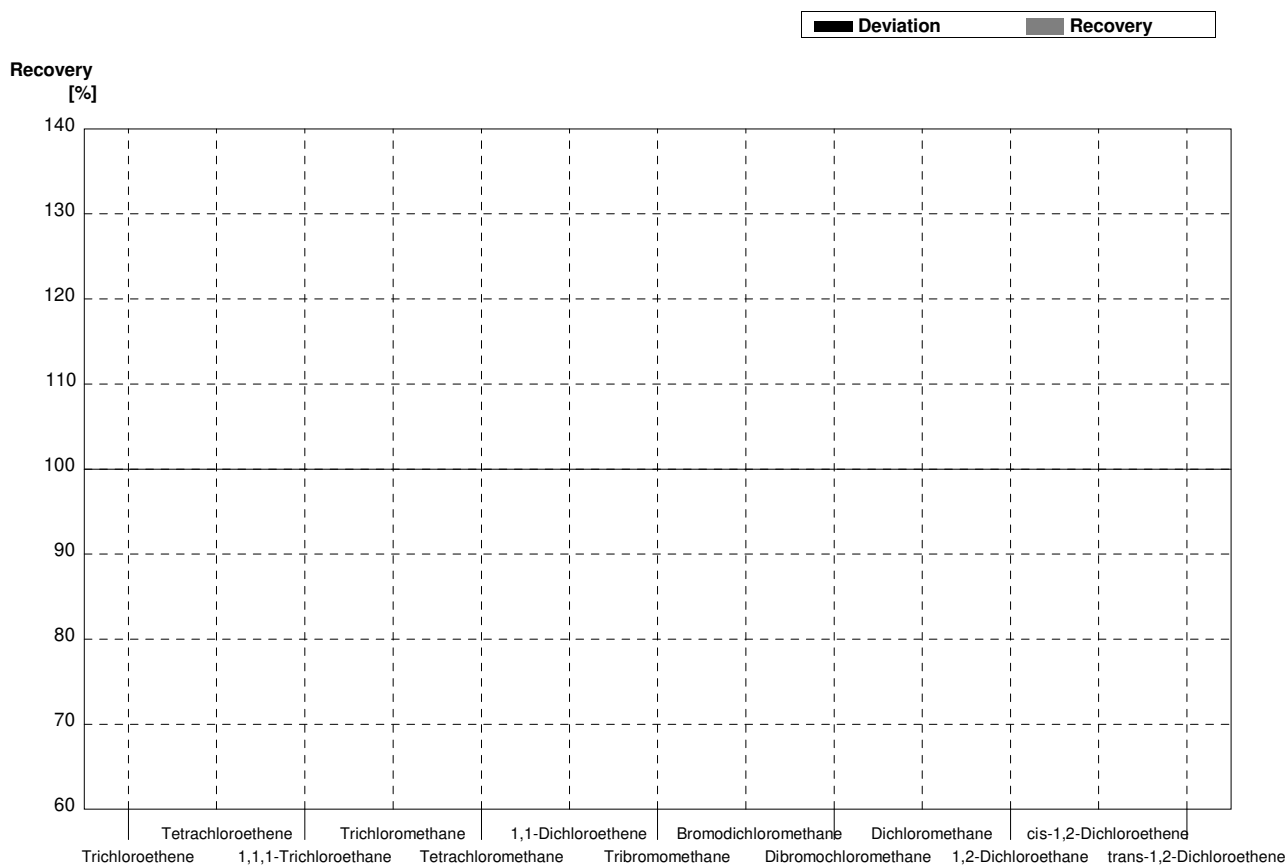
**Sample C-CB10A**  
**Laboratory A**

Parameter	Target value	± U (k=2)	Result	±	Unit	Recovery
Trichloroethene	2,73	0,14			µg/l	
Tetrachloroethene	1,04	0,06			µg/l	
1,1,1-Trichloroethane	<0,1				µg/l	
Trichloromethane	0,198	0,013			µg/l	
Tetrachloromethane	0,300	0,018			µg/l	
1,1-Dichloroethene	1,58	0,09			µg/l	
Tribromomethane	0,292	0,020			µg/l	
Bromodichloromethane	0,61	0,03			µg/l	
Dibromochloromethane	0,53	0,03			µg/l	
Dichloromethane	1,19	0,09			µg/l	
1,2-Dichloroethane	2,92	0,15			µg/l	
cis-1,2-Dichloroethene	1,14	0,06			µg/l	
trans-1,2-Dichloroethene	2,36	0,12			µg/l	



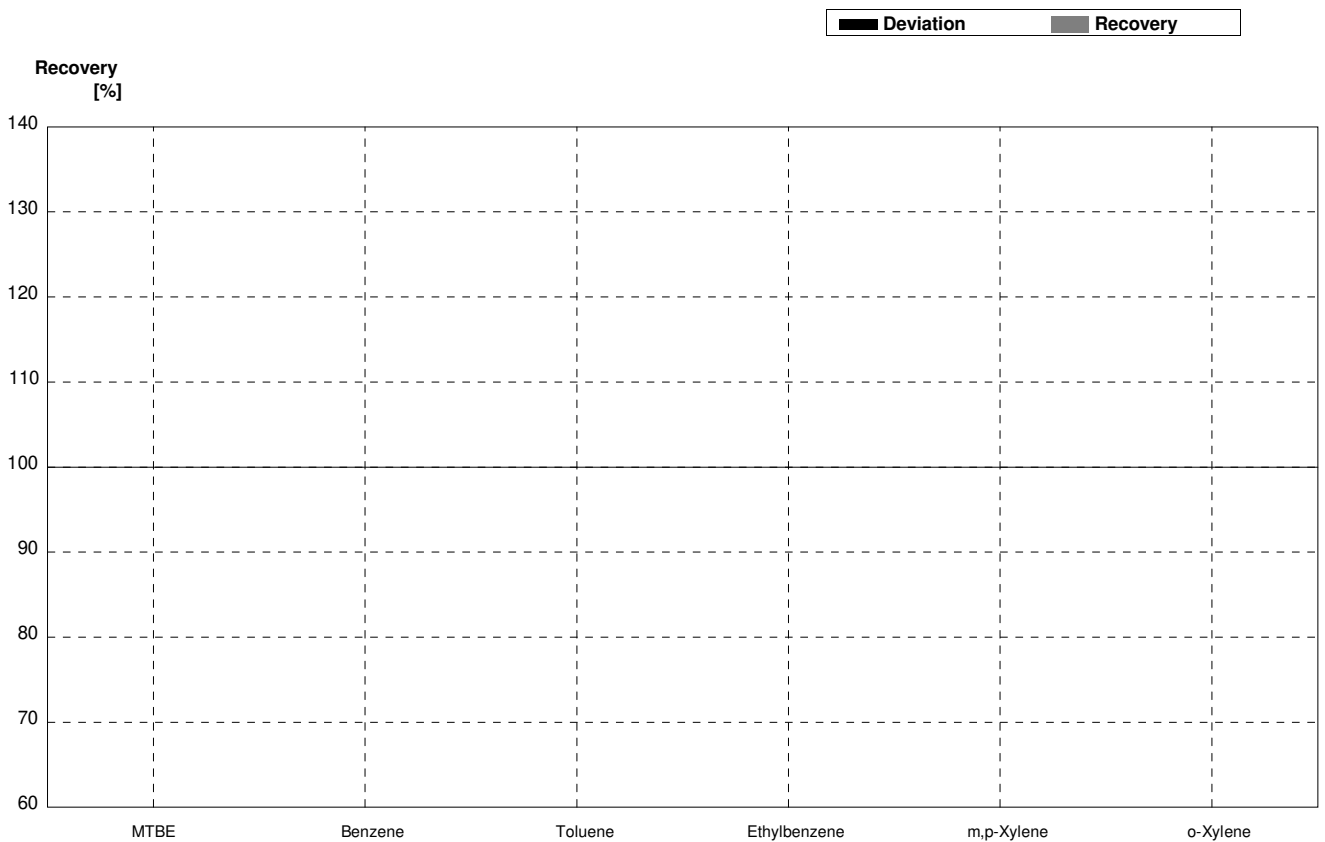
**Sample C-CB10B**  
**Laboratory A**

Parameter	Target value	± U (k=2)	Result	±	Unit	Recovery
Trichloroethene	1,19	0,06			µg/l	
Tetrachloroethene	1,49	0,08			µg/l	
1,1,1-Trichloroethane	0,99	0,05			µg/l	
Trichloromethane	2,48	0,13			µg/l	
Tetrachloromethane	1,48	0,08			µg/l	
1,1-Dichloroethene	3,33	0,18			µg/l	
Tribromomethane	0,96	0,05			µg/l	
Bromodichloromethane	<0,1				µg/l	
Dibromochloromethane	1,57	0,08			µg/l	
Dichloromethane	4,98	0,26			µg/l	
1,2-Dichloroethane	0,348	0,027			µg/l	
cis-1,2-Dichloroethene	<0,1				µg/l	
trans-1,2-Dichloroethene	0,332	0,027			µg/l	



**Sample B-CB10A**  
**Laboratory B**

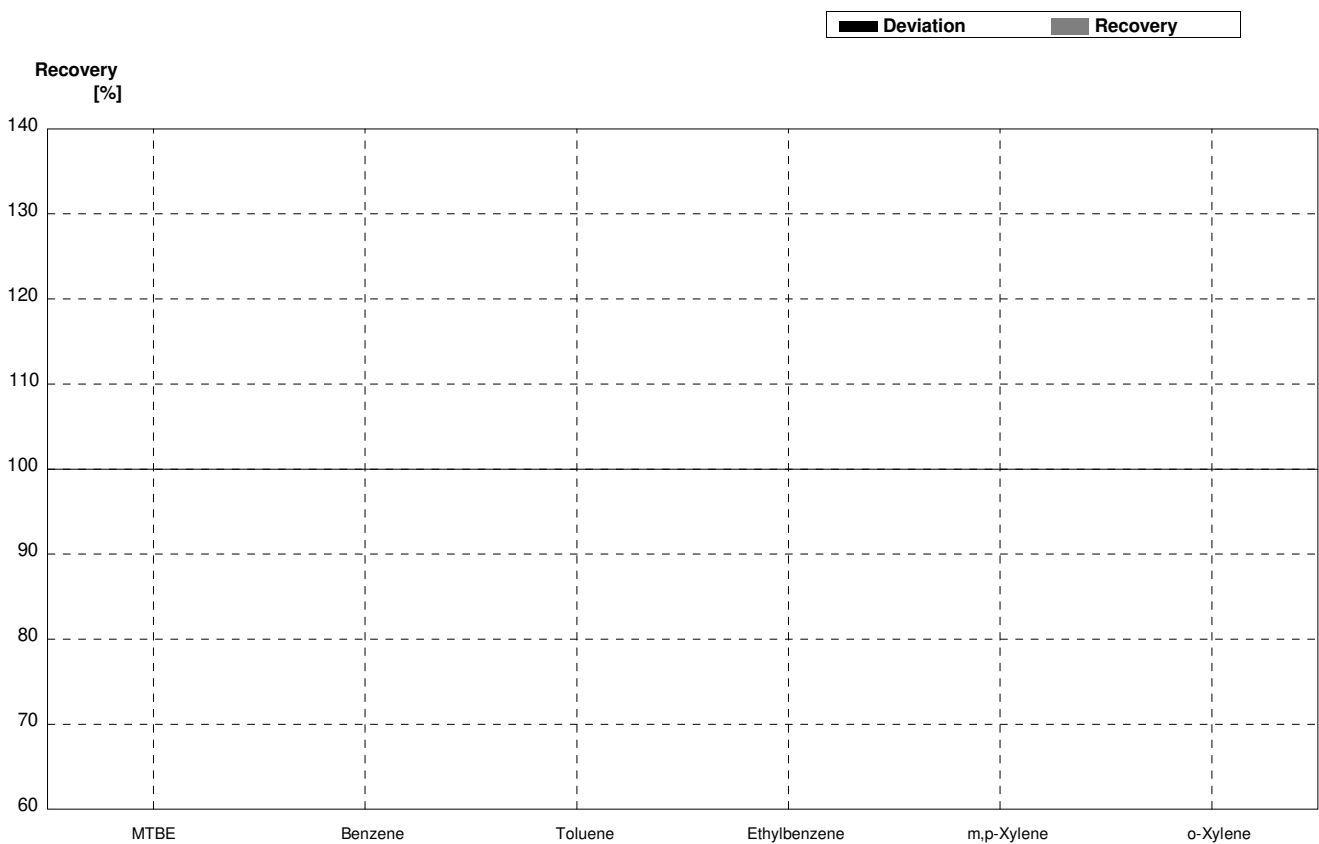
Parameter	Target value	$\pm U$ (k=2)	Result	$\pm$	Unit	Recovery
MTBE	0,61	0,05			$\mu\text{g/L}$	
Benzene	3,75	0,19			$\mu\text{g/L}$	
Toluene	1,76	0,10			$\mu\text{g/L}$	
Ethylbenzene	3,03	0,16			$\mu\text{g/L}$	
m,p-Xylene	1,41	0,08			$\mu\text{g/L}$	
o-Xylene	1,22	0,07			$\mu\text{g/L}$	





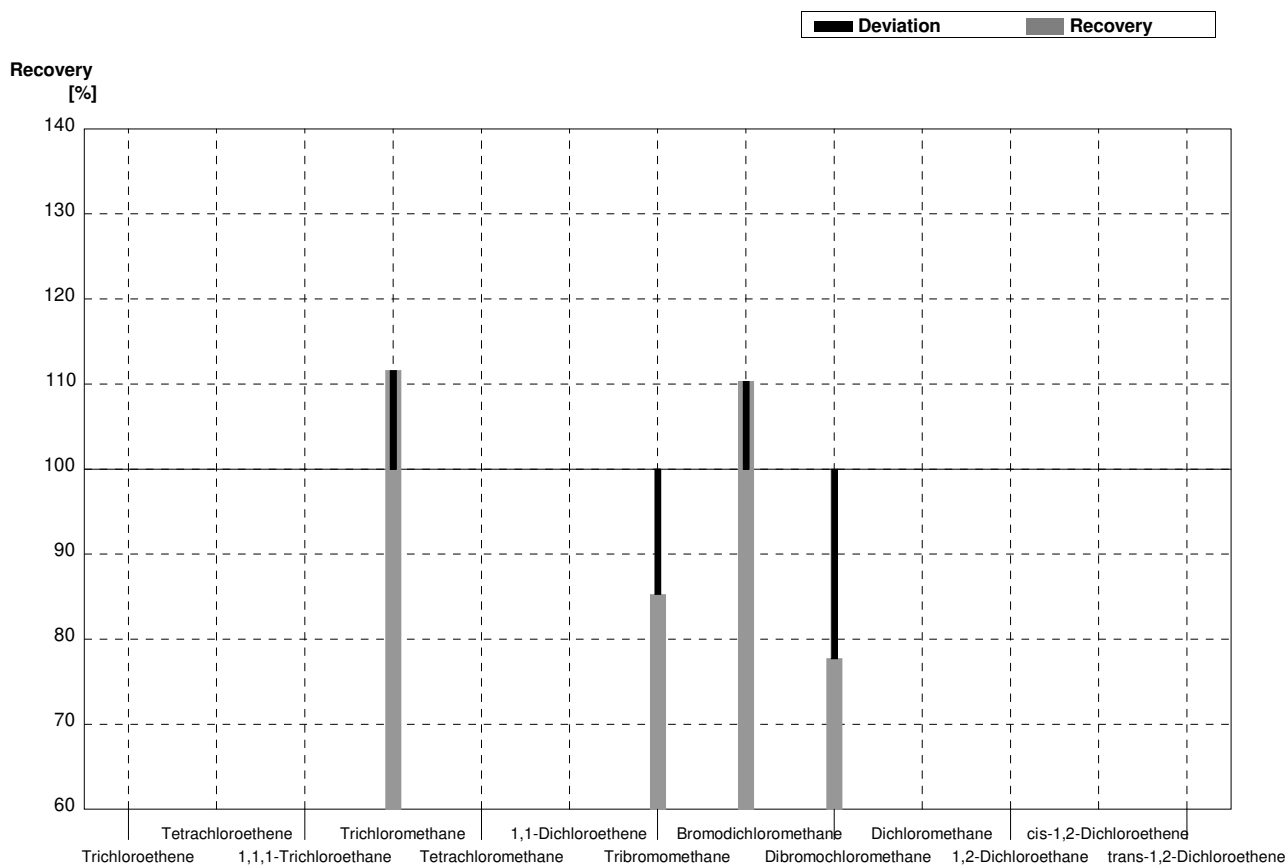
**Sample B-CB10B**  
**Laboratory B**

Parameter	Target value	$\pm U (k=2)$	Result	$\pm$	Unit	Recovery
MTBE	1,90	0,10			$\mu\text{g/L}$	
Benzene	0,82	0,05			$\mu\text{g/L}$	
Toluene	6,1	0,3			$\mu\text{g/L}$	
Ethylbenzene	0,74	0,05			$\mu\text{g/L}$	
m,p-Xylene	5,9	0,3			$\mu\text{g/L}$	
o-Xylene	4,36	0,22			$\mu\text{g/L}$	



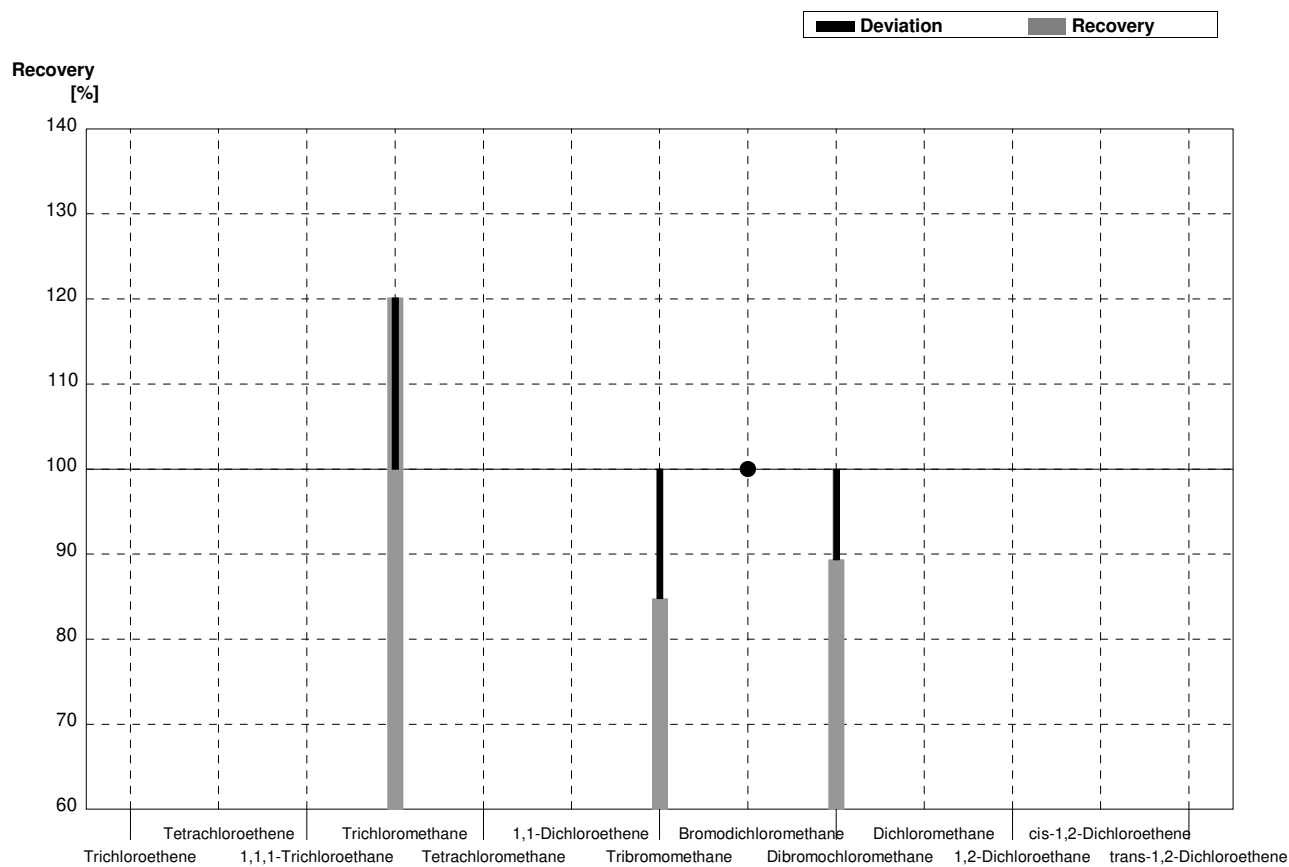
**Sample C-CB10A**  
**Laboratory B**

Parameter	Target value	± U (k=2)	Result	±	Unit	Recovery
Trichloroethene	2,73	0,14			µg/l	
Tetrachloroethene	1,04	0,06			µg/l	
1,1,1-Trichloroethane	<0,1				µg/l	
Trichloromethane	0,198	0,013	0,221	0,05	µg/l	112%
Tetrachloromethane	0,300	0,018			µg/l	
1,1-Dichloroethene	1,58	0,09			µg/l	
Tribromomethane	0,292	0,020	0,249	0,05	µg/l	85%
Bromodichloromethane	0,61	0,03	0,673	0,05	µg/l	110%
Dibromochloromethane	0,53	0,03	0,412	0,05	µg/l	78%
Dichloromethane	1,19	0,09			µg/l	
1,2-Dichloroethane	2,92	0,15			µg/l	
cis-1,2-Dichloroethene	1,14	0,06			µg/l	
trans-1,2-Dichloroethene	2,36	0,12			µg/l	



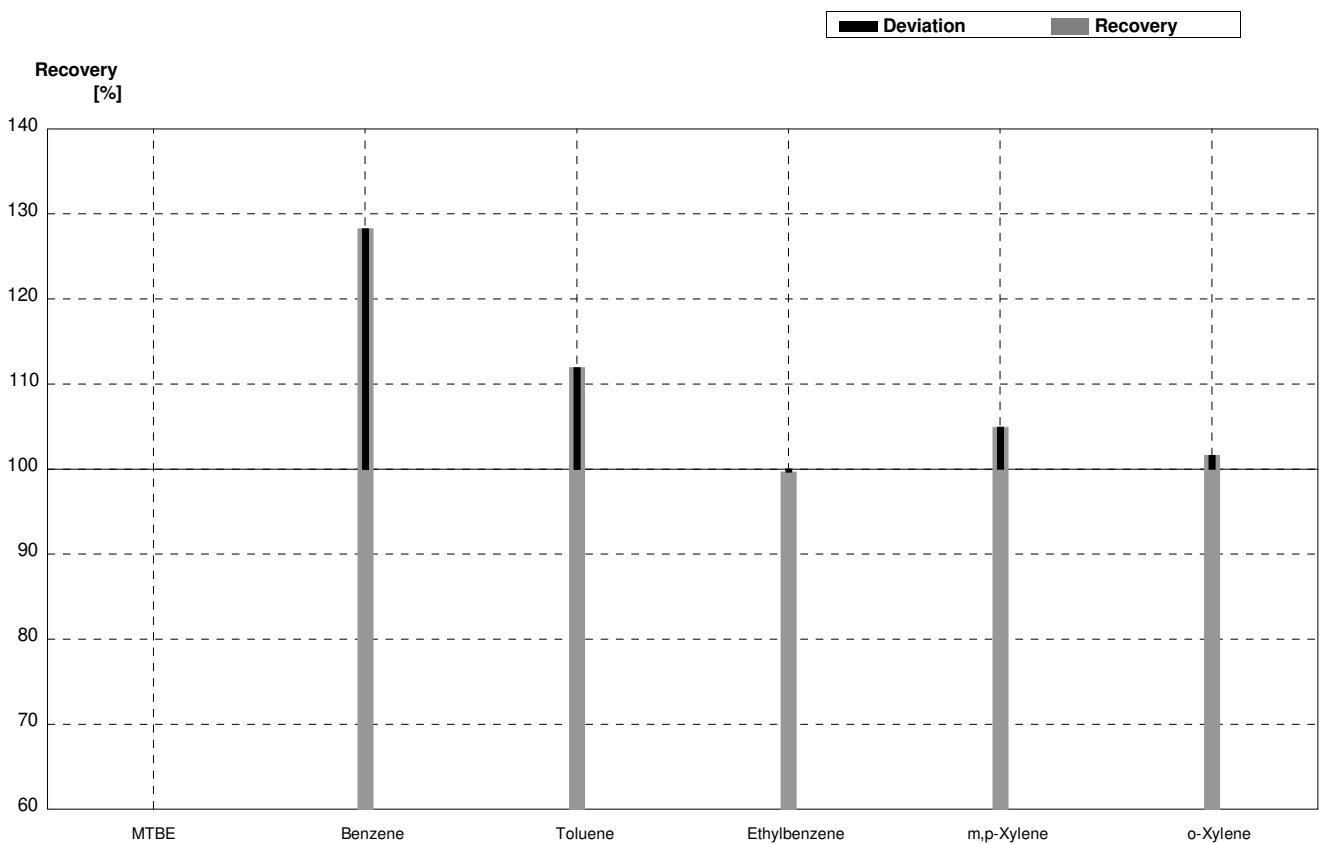
**Sample C-CB10B**  
**Laboratory B**

Parameter	Target value	± U (k=2)	Result	±	Unit	Recovery
Trichloroethene	1,19	0,06			µg/l	
Tetrachloroethene	1,49	0,08			µg/l	
1,1,1-Trichloroethane	0,99	0,05			µg/l	
Trichloromethane	2,48	0,13	2,98	0,05	µg/l	120%
Tetrachloromethane	1,48	0,08			µg/l	
1,1-Dichloroethene	3,33	0,18			µg/l	
Tribromomethane	0,96	0,05	0,814	0,05	µg/l	85%
Bromodichloromethane	<0,1		0,067	0,05	µg/l	•
Dibromochloromethane	1,57	0,08	1,403	0,05	µg/l	89%
Dichloromethane	4,98	0,26			µg/l	
1,2-Dichloroethane	0,348	0,027			µg/l	
cis-1,2-Dichloroethene	<0,1				µg/l	
trans-1,2-Dichloroethene	0,332	0,027			µg/l	



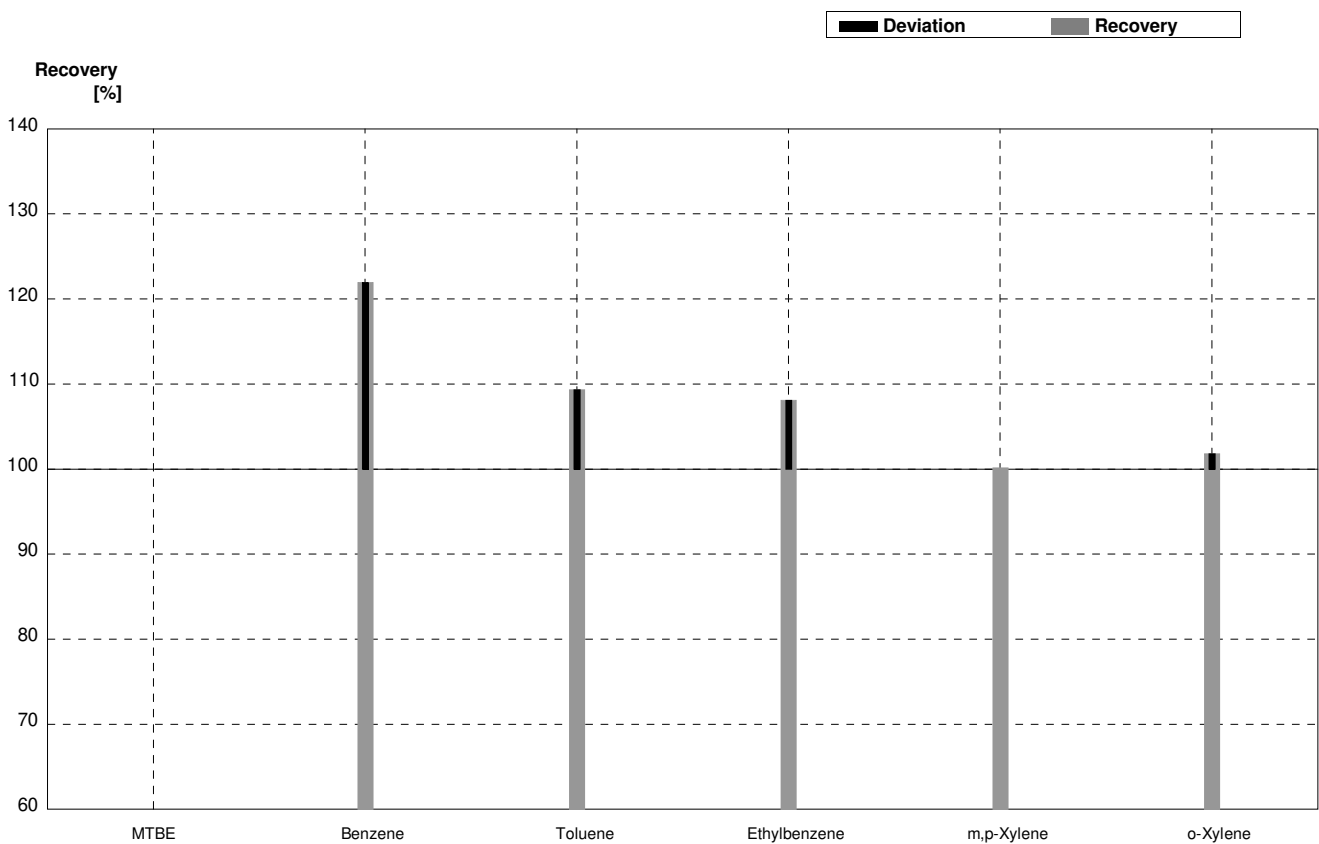
**Sample B-CB10A**  
**Laboratory C**

Parameter	Target value	± U (k=2)	Result	±	Unit	Recovery
MTBE	0,61	0,05			µg/L	
Benzene	3,75	0,19	4,81	0,96	µg/L	128%
Toluene	1,76	0,10	1,97	0,39	µg/L	112%
Ethylbenzene	3,03	0,16	3,02	0,60	µg/L	100%
m,p-Xylene	1,41	0,08	1,48	0,30	µg/L	105%
o-Xylene	1,22	0,07	1,24	0,25	µg/L	102%



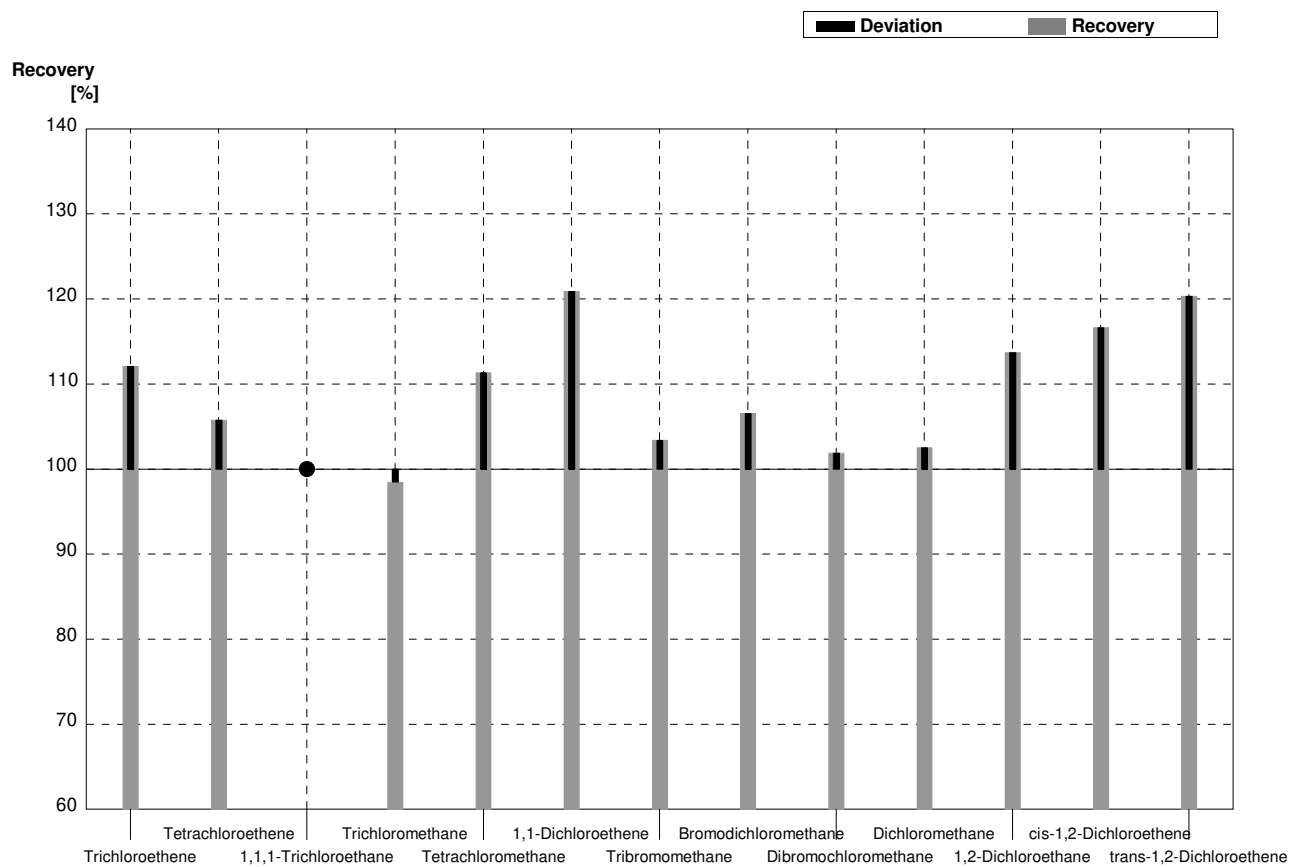
**Sample B-CB10B**  
**Laboratory C**

Parameter	Target value	± U (k=2)	Result	±	Unit	Recovery
MTBE	1,90	0,10			µg/L	
Benzene	0,82	0,05	1,00	0,30	µg/L	122%
Toluene	6,1	0,3	6,67	1,33	µg/L	109%
Ethylbenzene	0,74	0,05	0,80	0,24	µg/L	108%
m,p-Xylene	5,9	0,3	5,91	1,18	µg/L	100%
o-Xylene	4,36	0,22	4,44	0,89	µg/L	102%



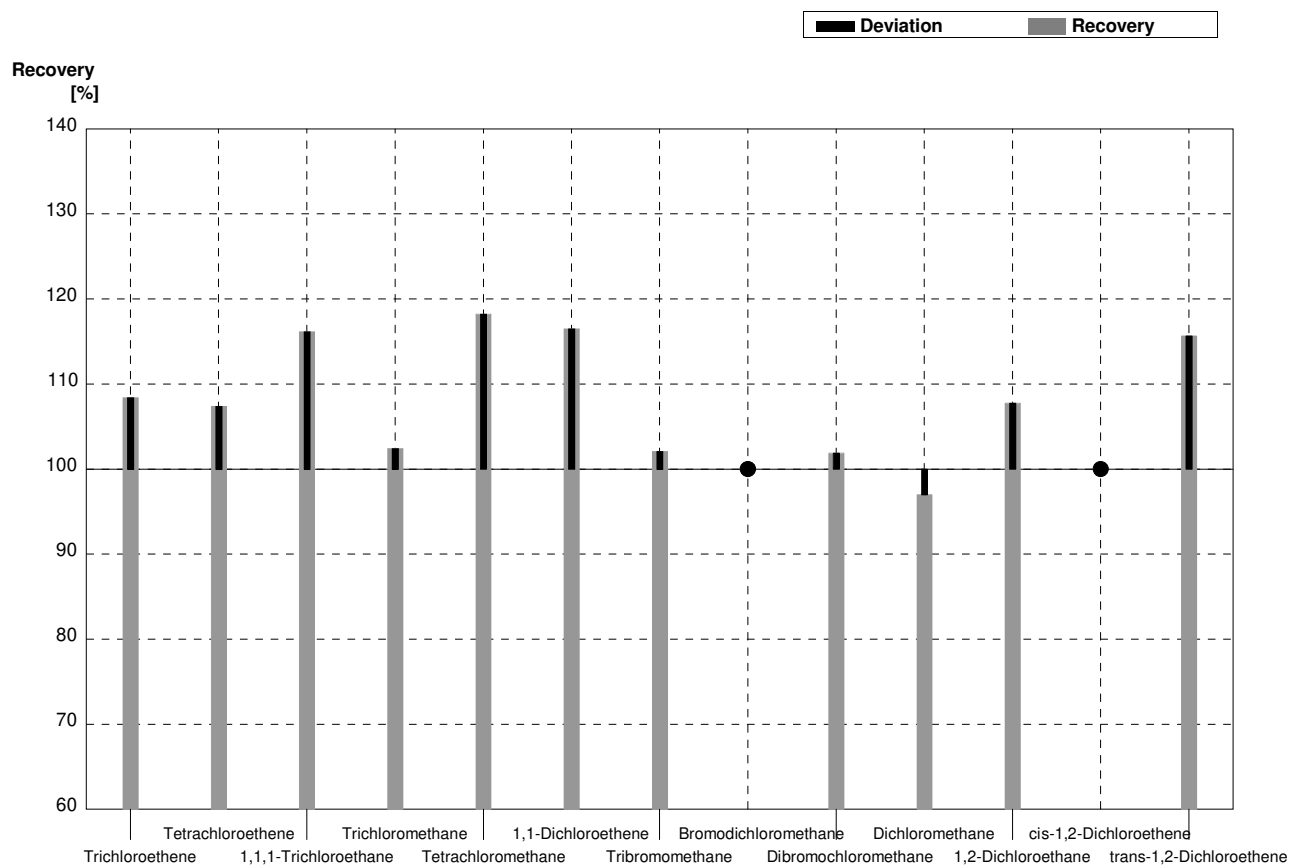
**Sample C-CB10A**  
**Laboratory C**

Parameter	Target value	± U (k=2)	Result	±	Unit	Recovery
Trichloroethene	2,73	0,14	3,06	0,61	µg/l	112%
Tetrachloroethene	1,04	0,06	1,10	0,22	µg/l	106%
1,1,1-Trichloroethane	<0,1		<0,05		µg/l	•
Trichloromethane	0,198	0,013	0,195	0,06	µg/l	98%
Tetrachloromethane	0,300	0,018	0,334	0,10	µg/l	111%
1,1-Dichloroethene	1,58	0,09	1,91	0,38	µg/l	121%
Tribromomethane	0,292	0,020	0,302	0,09	µg/l	103%
Bromodichloromethane	0,61	0,03	0,65	0,20	µg/l	107%
Dibromochloromethane	0,53	0,03	0,54	0,16	µg/l	102%
Dichloromethane	1,19	0,09	1,22	0,24	µg/l	103%
1,2-Dichloroethane	2,92	0,15	3,32	0,66	µg/l	114%
cis-1,2-Dichloroethene	1,14	0,06	1,33	0,27	µg/l	117%
trans-1,2-Dichloroethene	2,36	0,12	2,84	0,57	µg/l	120%



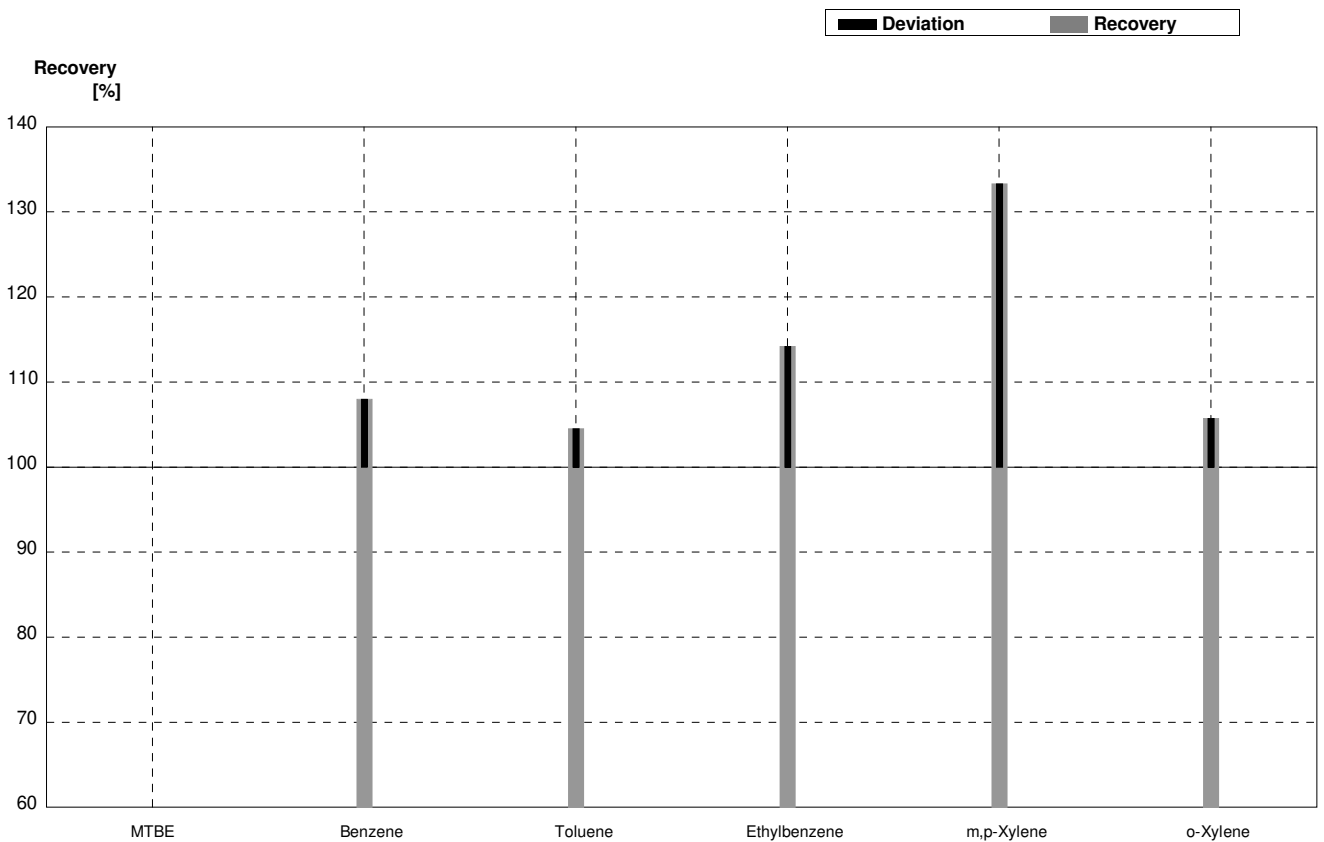
**Sample C-CB10B**  
**Laboratory C**

Parameter	Target value	± U (k=2)	Result	±	Unit	Recovery
Trichloroethene	1,19	0,06	1,29	0,26	µg/l	108%
Tetrachloroethene	1,49	0,08	1,60	0,32	µg/l	107%
1,1,1-Trichloroethane	0,99	0,05	1,15	0,23	µg/l	116%
Trichloromethane	2,48	0,13	2,54	0,51	µg/l	102%
Tetrachloromethane	1,48	0,08	1,75	0,35	µg/l	118%
1,1-Dichloroethene	3,33	0,18	3,88	0,78	µg/l	117%
Tribromomethane	0,96	0,05	0,98	0,29	µg/l	102%
Bromodichloromethane	<0,1		<0,05		µg/l	•
Dibromochloromethane	1,57	0,08	1,60	0,32	µg/l	102%
Dichloromethane	4,98	0,26	4,83	0,97	µg/l	97%
1,2-Dichloroethane	0,348	0,027	0,375	0,11	µg/l	108%
cis-1,2-Dichloroethene	<0,1		<0,05		µg/l	•
trans-1,2-Dichloroethene	0,332	0,027	0,384	0,12	µg/l	116%



**Sample B-CB10A**  
**Laboratory D**

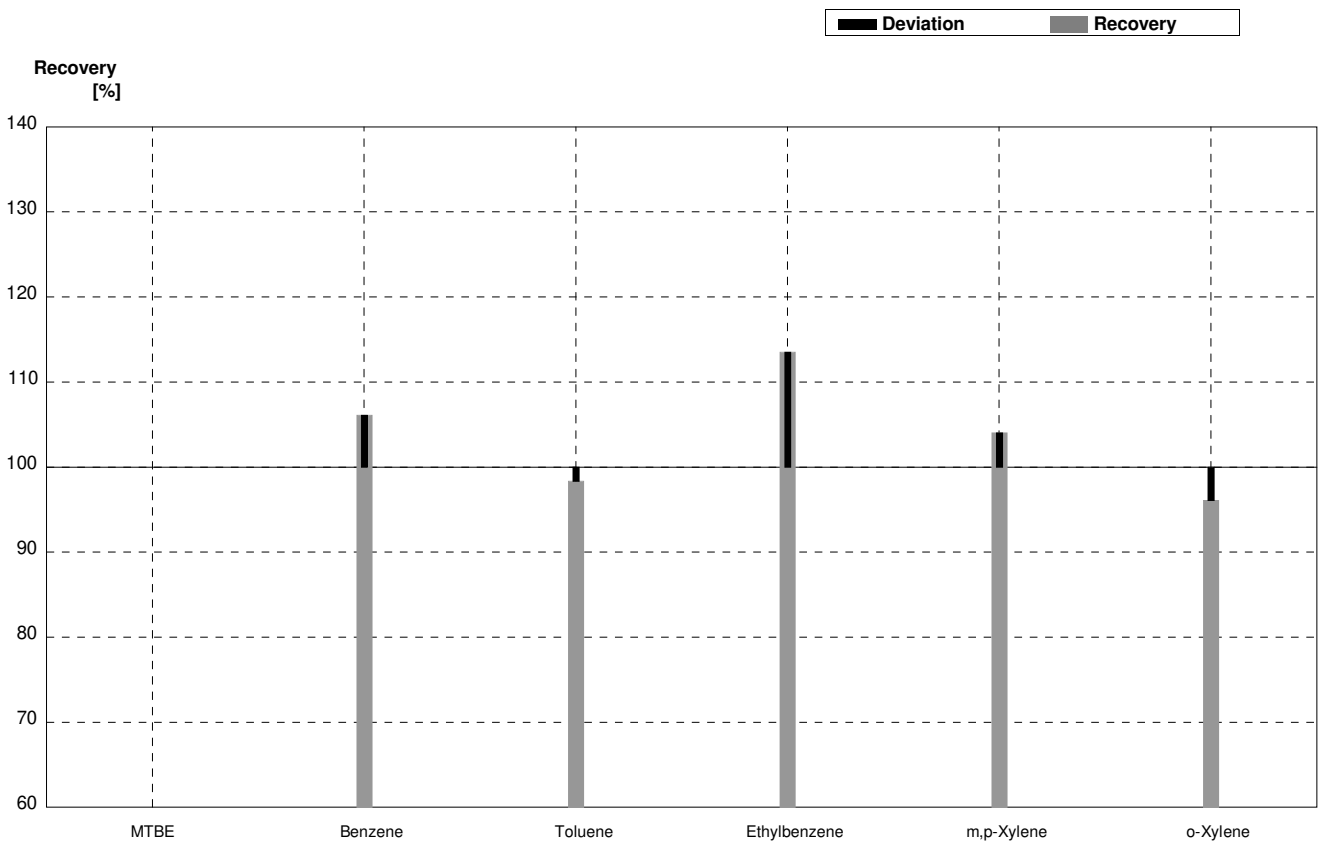
Parameter	Target value	± U (k=2)	Result	±	Unit	Recovery
MTBE	0,61	0,05			µg/L	
Benzene	3,75	0,19	4,05	0,61	µg/L	108%
Toluene	1,76	0,10	1,84	0,28	µg/L	105%
Ethylbenzene	3,03	0,16	3,46	0,52	µg/L	114%
m,p-Xylene	1,41	0,08	1,88	0,29	µg/L	133%
o-Xylene	1,22	0,07	1,29	0,20	µg/L	106%





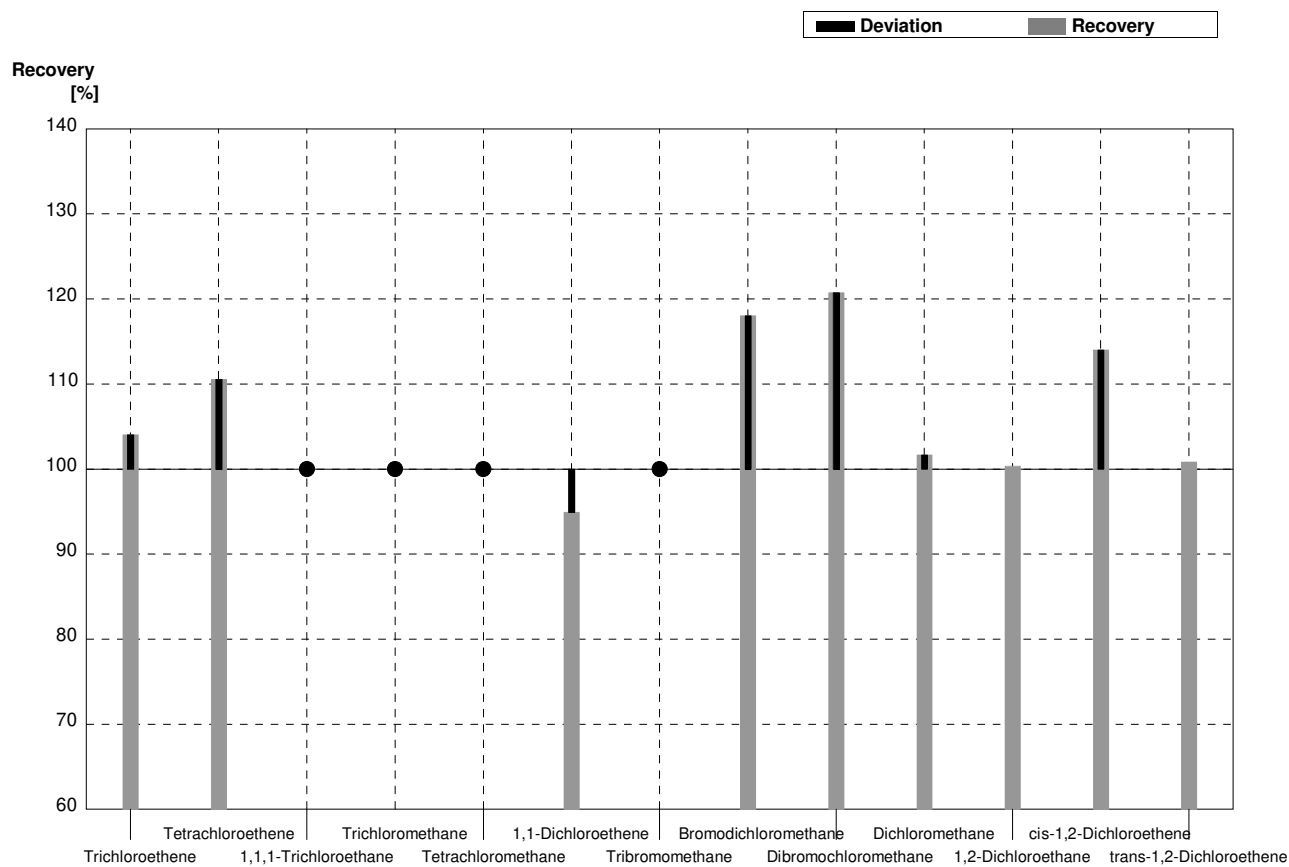
**Sample B-CB10B**  
**Laboratory D**

Parameter	Target value	± U (k=2)	Result	±	Unit	Recovery
MTBE	1,90	0,10			µg/L	
Benzene	0,82	0,05	0,87	0,13	µg/L	106%
Toluene	6,1	0,3	6,00	0,9	µg/L	98%
Ethylbenzene	0,74	0,05	0,84	0,13	µg/L	114%
m,p-Xylene	5,9	0,3	6,14	0,92	µg/L	104%
o-Xylene	4,36	0,22	4,19	0,63	µg/L	96%



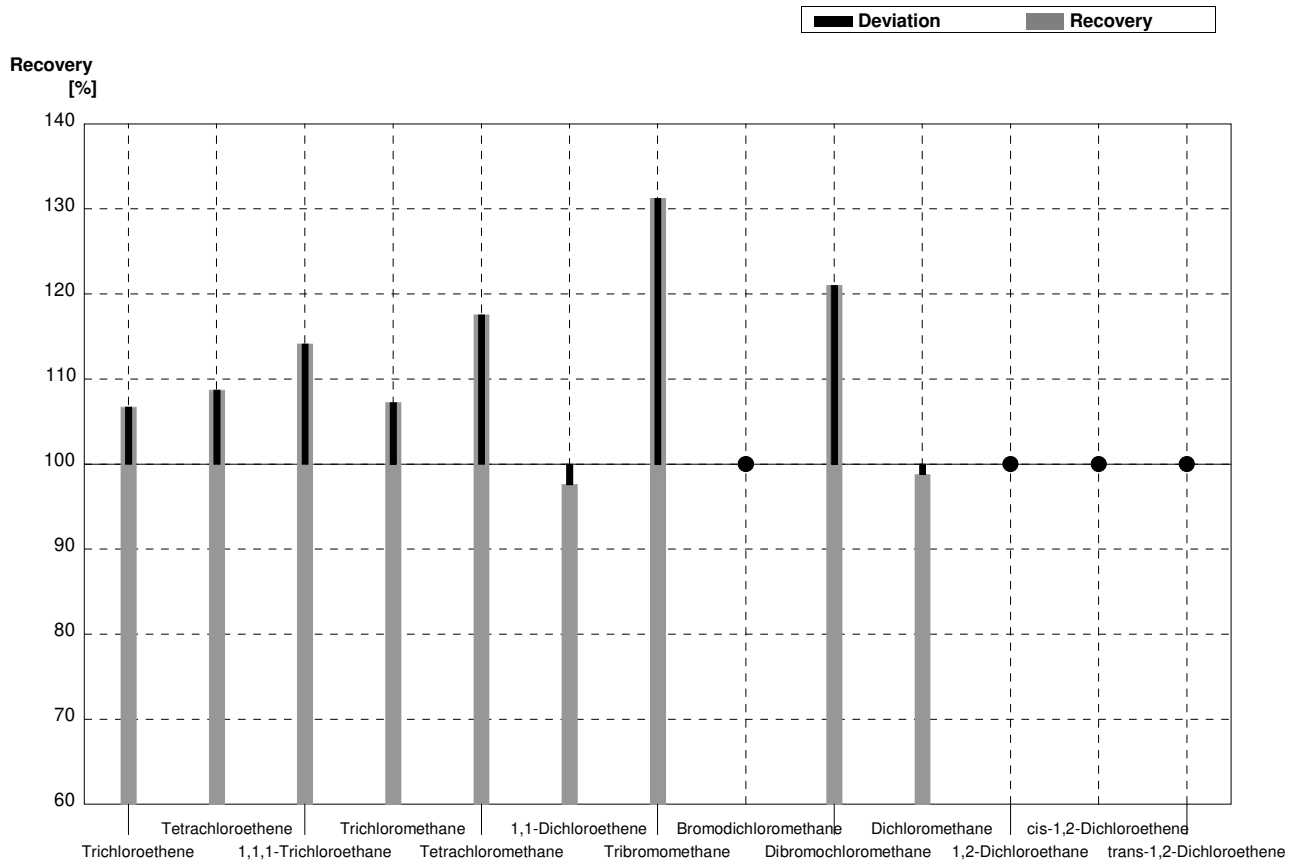
**Sample C-CB10A**  
**Laboratory D**

Parameter	Target value	± U (k=2)	Result	±	Unit	Recovery
Trichloroethene	2,73	0,14	2,84	0,43	µg/l	104%
Tetrachloroethene	1,04	0,06	1,15	0,17	µg/l	111%
1,1,1-Trichloroethane	<0,1		<0,5		µg/l	•
Trichloromethane	0,198	0,013	<0,5		µg/l	•
Tetrachloromethane	0,300	0,018	<0,5		µg/l	•
1,1-Dichloroethene	1,58	0,09	1,50	0,23	µg/l	95%
Tribromomethane	0,292	0,020	<0,5		µg/l	•
Bromodichloromethane	0,61	0,03	0,72	0,11	µg/l	118%
Dibromochloromethane	0,53	0,03	0,64	0,10	µg/l	121%
Dichloromethane	1,19	0,09	1,21	0,18	µg/l	102%
1,2-Dichloroethane	2,92	0,15	2,93	0,44	µg/l	100%
cis-1,2-Dichloroethene	1,14	0,06	1,30	0,20	µg/l	114%
trans-1,2-Dichloroethene	2,36	0,12	2,38	0,36	µg/l	101%



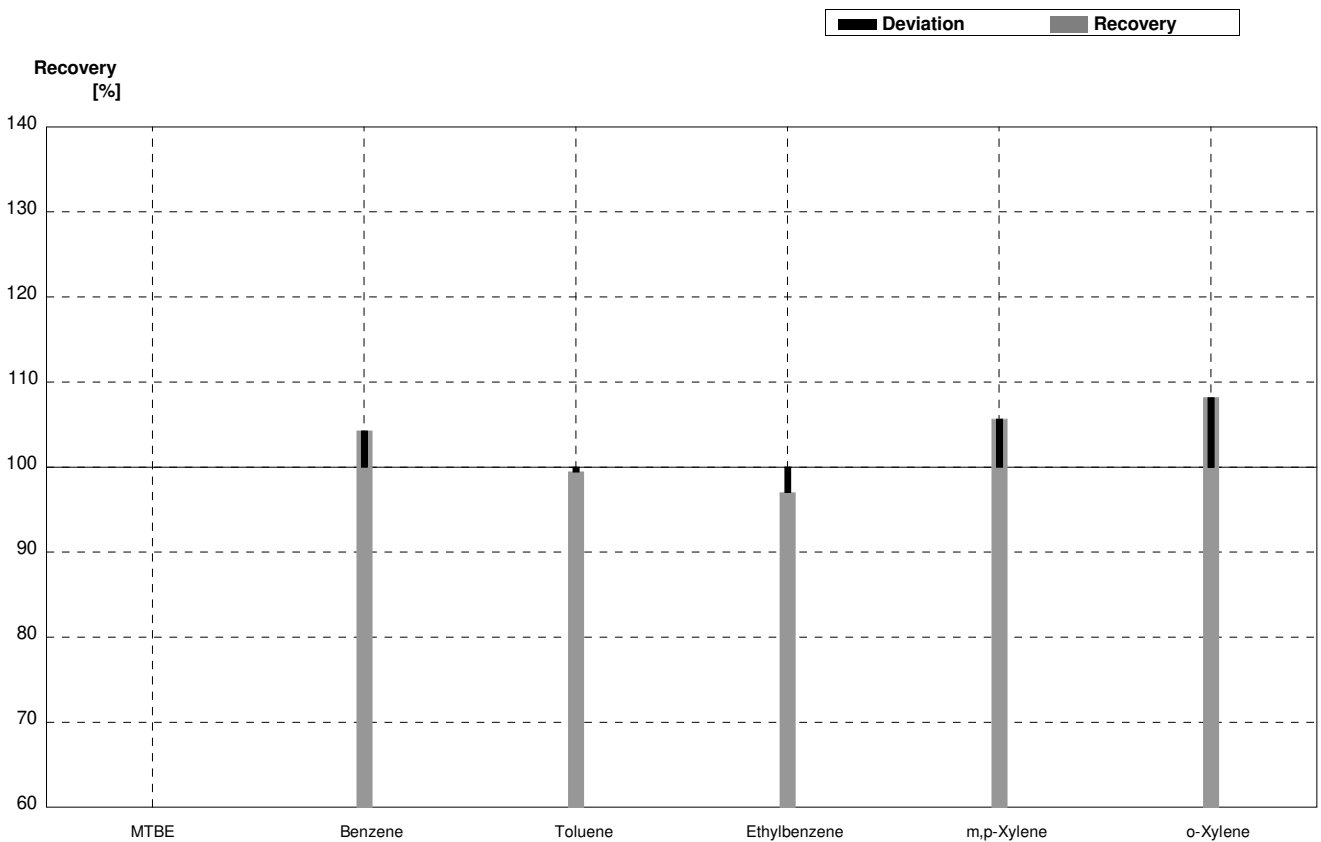
**Sample C-CB10B**  
**Laboratory D**

Parameter	Target value	± U (k=2)	Result	±	Unit	Recovery
Trichloroethene	1,19	0,06	1,27	0,18	µg/l	107%
Tetrachloroethene	1,49	0,08	1,62	0,24	µg/l	109%
1,1,1-Trichloroethane	0,99	0,05	1,13	0,17	µg/l	114%
Trichloromethane	2,48	0,13	2,66	0,40	µg/l	107%
Tetrachloromethane	1,48	0,08	1,74	0,26	µg/l	118%
1,1-Dichloroethene	3,33	0,18	3,25	0,49	µg/l	98%
Tribromomethane	0,96	0,05	1,26	0,18	µg/l	131%
Bromodichloromethane	<0,1		<0,5		µg/l	•
Dibromochloromethane	1,57	0,08	1,90	0,29	µg/l	121%
Dichloromethane	4,98	0,26	4,92	0,74	µg/l	99%
1,2-Dichloroethane	0,348	0,027	<0,5		µg/l	•
cis-1,2-Dichloroethene	<0,1		<0,5		µg/l	•
trans-1,2-Dichloroethene	0,332	0,027	<0,5		µg/l	•



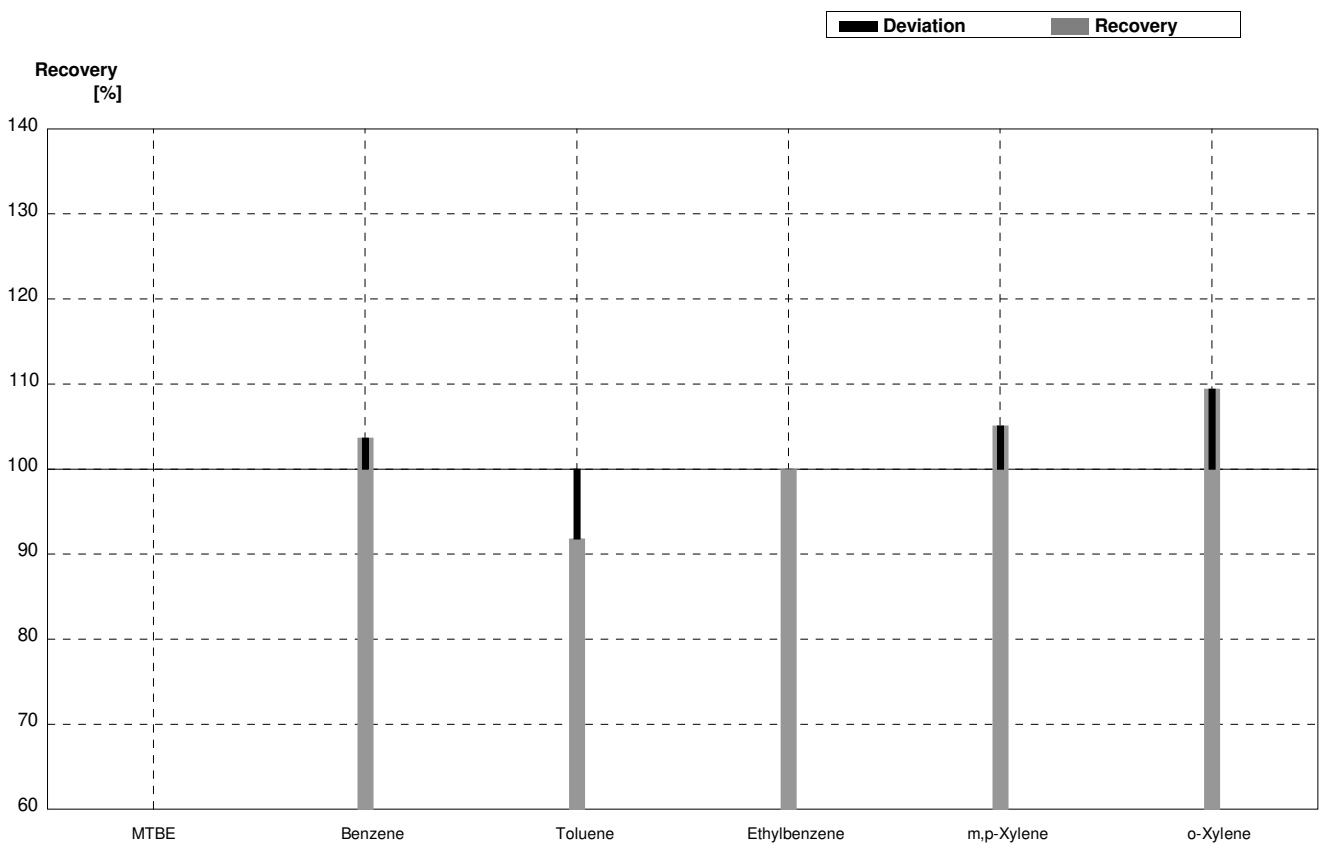
**Sample B-CB10A**  
**Laboratory E**

Parameter	Target value	± U (k=2)	Result	±	Unit	Recovery
MTBE	0,61	0,05			µg/L	
Benzene	3,75	0,19	3,91	0,78	µg/L	104%
Toluene	1,76	0,10	1,75	0,35	µg/L	99%
Ethylbenzene	3,03	0,16	2,94	0,59	µg/L	97%
m,p-Xylene	1,41	0,08	1,49	0,28	µg/L	106%
o-Xylene	1,22	0,07	1,32	0,26	µg/L	108%



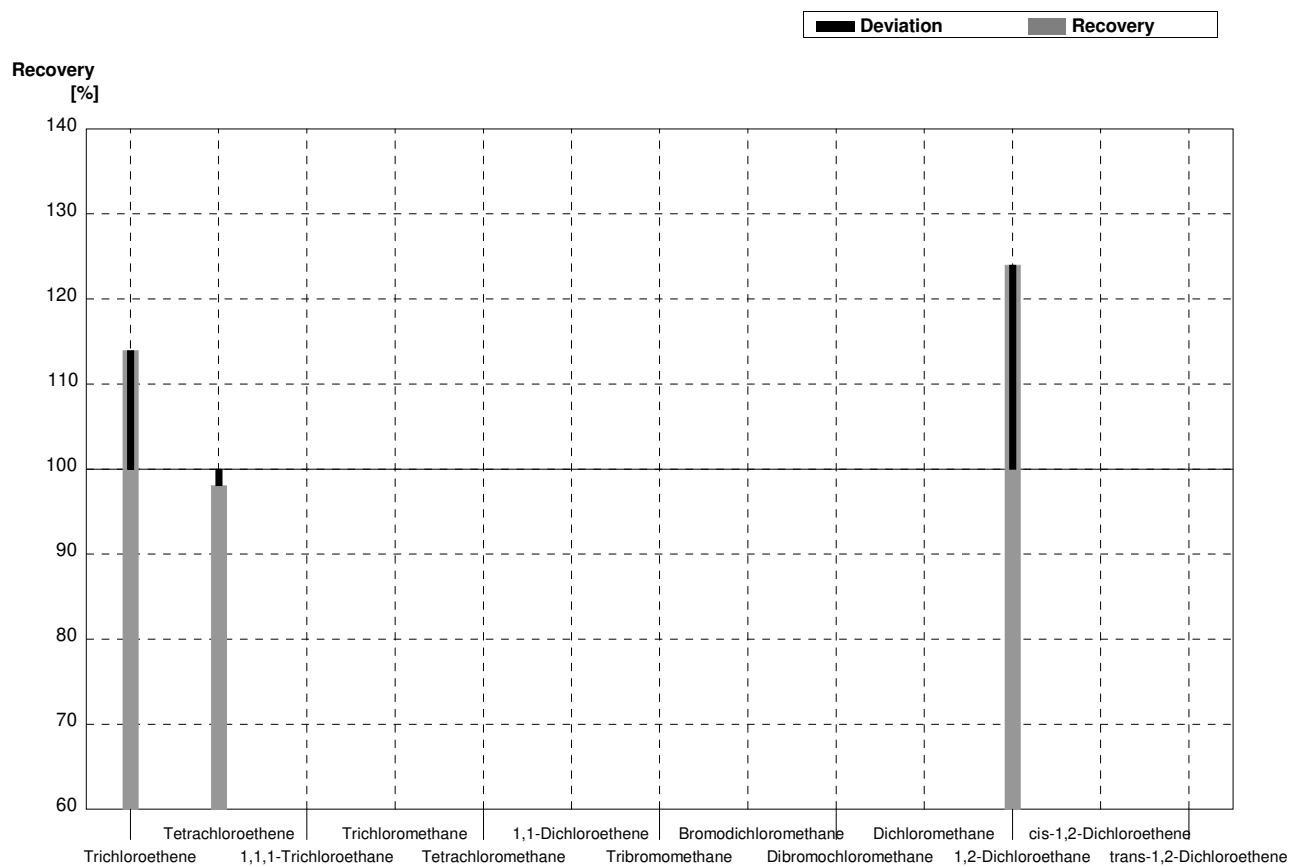
**Sample B-CB10B**  
**Laboratory E**

Parameter	Target value	± U (k=2)	Result	±	Unit	Recovery
MTBE	1,90	0,10			µg/L	
Benzene	0,82	0,05	0,85	0,17	µg/L	104%
Toluene	6,1	0,3	5,6	1,1	µg/L	92%
Ethylbenzene	0,74	0,05	0,74	0,15	µg/L	100%
m,p-Xylene	5,9	0,3	6,2	1,2	µg/L	105%
o-Xylene	4,36	0,22	4,77	0,96	µg/L	109%



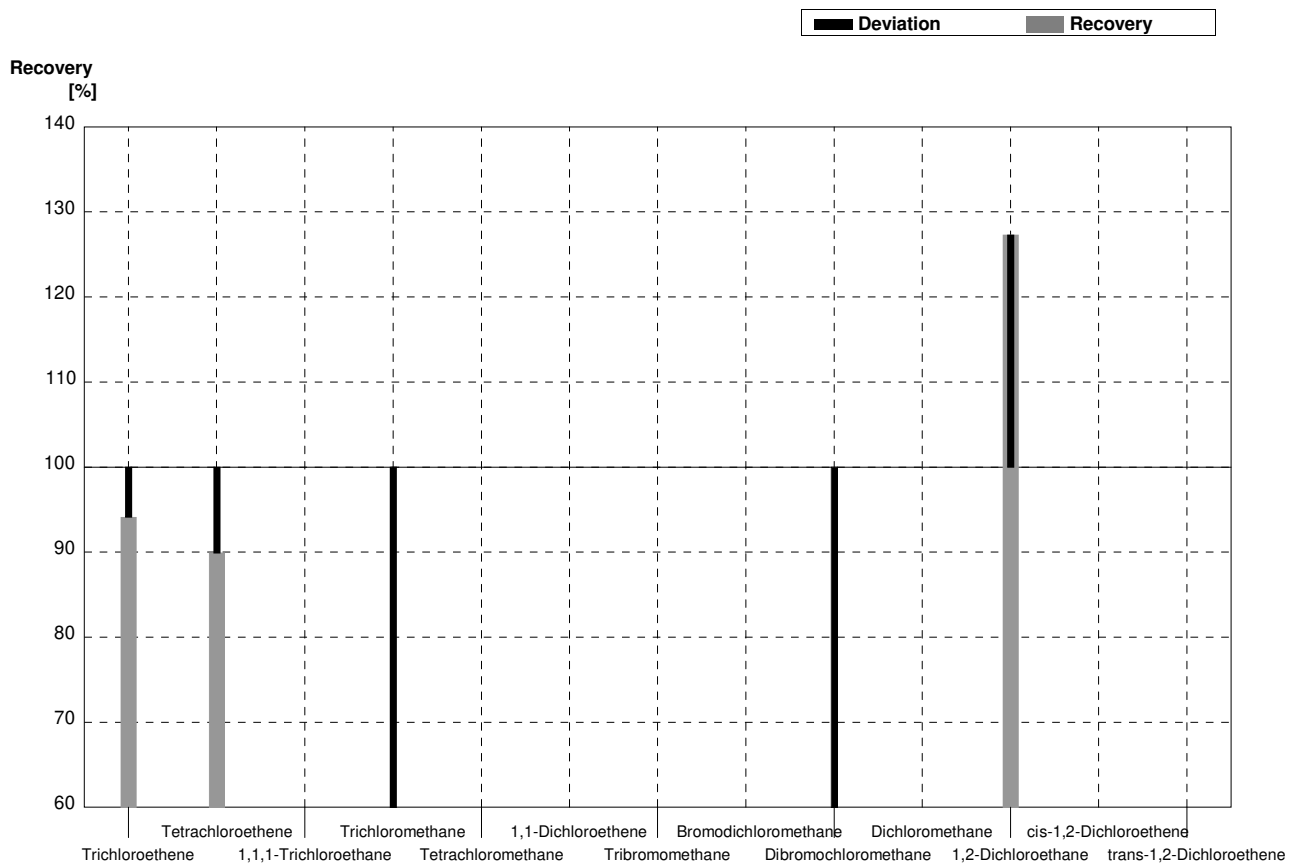
**Sample C-CB10A**  
**Laboratory E**

Parameter	Target value	± U (k=2)	Result	±	Unit	Recovery
Trichloroethene	2,73	0,14	3,11	0,62	µg/l	114%
Tetrachloroethene	1,04	0,06	1,02	0,20	µg/l	98%
1,1,1-Trichloroethane	<0,1				µg/l	
Trichloromethane	0,198	0,013			µg/l	
Tetrachloromethane	0,300	0,018			µg/l	
1,1-Dichloroethene	1,58	0,09			µg/l	
Tribromomethane	0,292	0,020			µg/l	
Bromodichloromethane	0,61	0,03			µg/l	
Dibromochloromethane	0,53	0,03			µg/l	
Dichloromethane	1,19	0,09			µg/l	
1,2-Dichloroethene	2,92	0,15	3,62	0,72	µg/l	124%
cis-1,2-Dichloroethene	1,14	0,06			µg/l	
trans-1,2-Dichloroethene	2,36	0,12			µg/l	



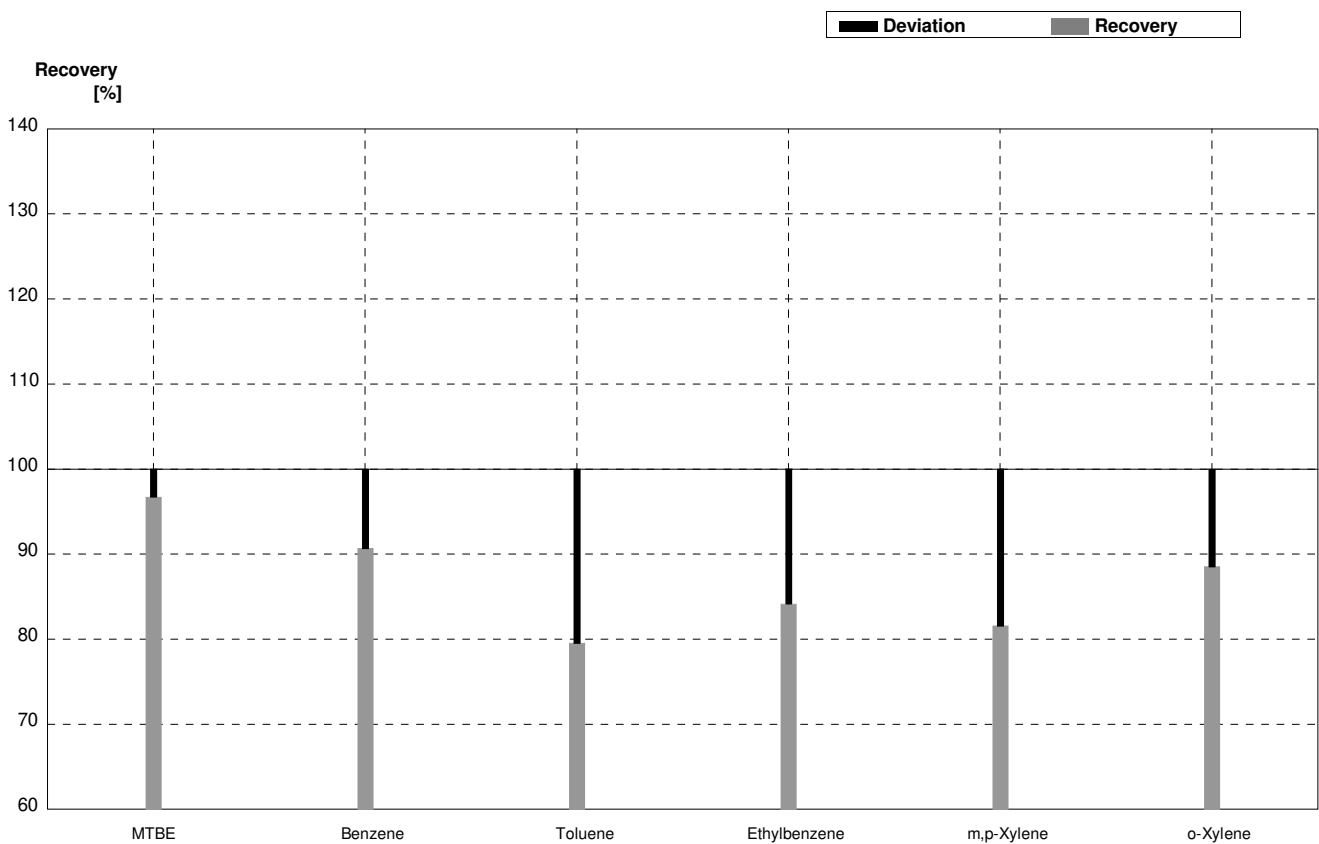
**Sample C-CB10B**  
**Laboratory E**

Parameter	Target value	± U (k=2)	Result	±	Unit	Recovery
Trichloroethene	1,19	0,06	1,12	0,22	µg/l	94%
Tetrachloroethene	1,49	0,08	1,34	0,27	µg/l	90%
1,1,1-Trichloroethane	0,99	0,05			µg/l	
Trichloromethane	2,48	0,13	1,26	0,25	µg/l	51%
Tetrachloromethane	1,48	0,08			µg/l	
1,1-Dichloroethene	3,33	0,18			µg/l	
Tribromomethane	0,96	0,05			µg/l	
Bromodichloromethane	<0,1				µg/l	
Dibromochloromethane	1,57	0,08	0,77	0,15	µg/l	49%
Dichloromethane	4,98	0,26			µg/l	
1,2-Dichloroethane	0,348	0,027	0,443	0,09	µg/l	127%
cis-1,2-Dichloroethene	<0,1				µg/l	
trans-1,2-Dichloroethene	0,332	0,027			µg/l	



**Sample B-CB10A**  
**Laboratory F**

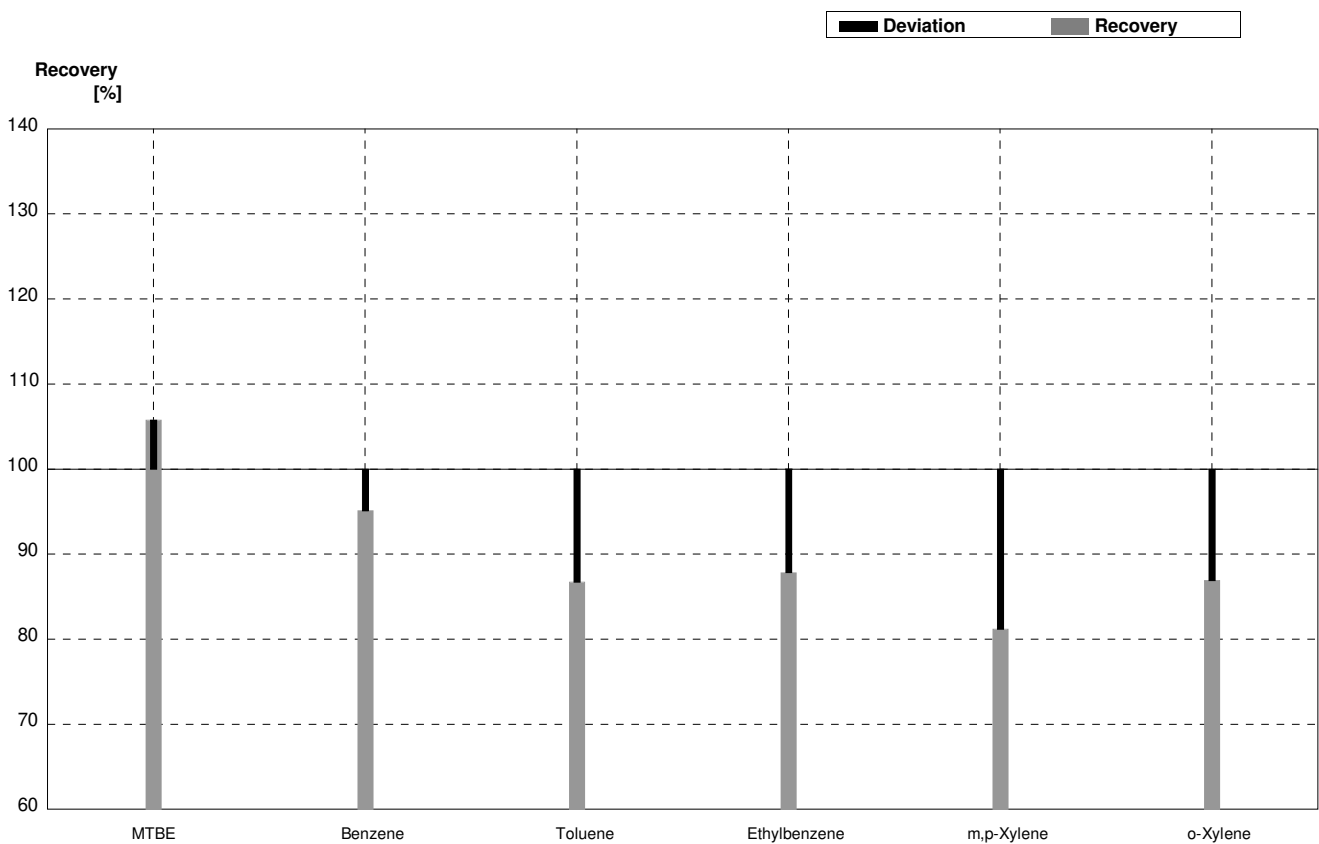
Parameter	Target value	± U (k=2)	Result	±	Unit	Recovery
MTBE	0,61	0,05	0,59	0,15	µg/L	97%
Benzene	3,75	0,19	3,40	0,85	µg/L	91%
Toluene	1,76	0,10	1,40	0,35	µg/L	80%
Ethylbenzene	3,03	0,16	2,55	0,64	µg/L	84%
m,p-Xylene	1,41	0,08	1,15	0,29	µg/L	82%
o-Xylene	1,22	0,07	1,08	0,27	µg/L	89%





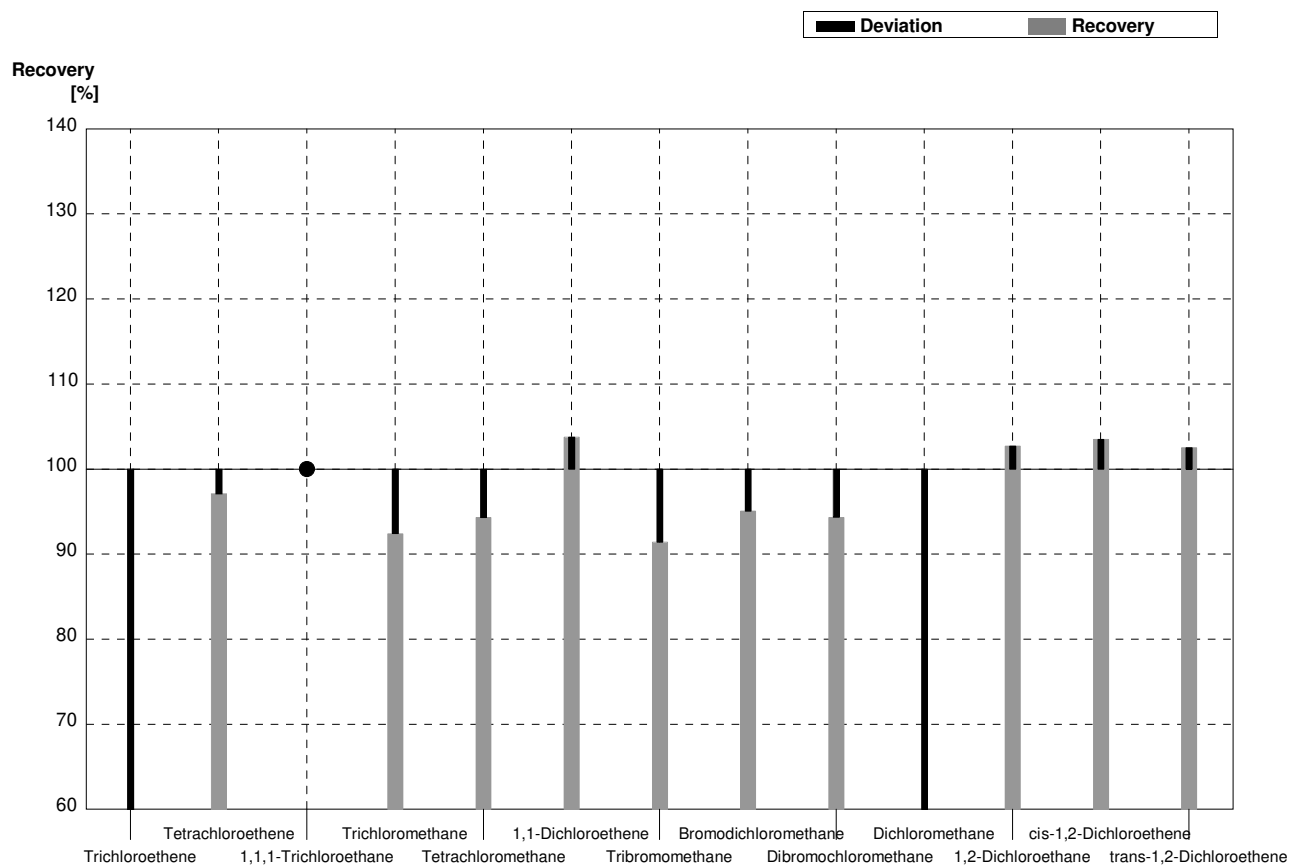
**Sample B-CB10B**  
**Laboratory F**

Parameter	Target value	± U (k=2)	Result	±	Unit	Recovery
MTBE	1,90	0,10	2,01	0,50	µg/L	106%
Benzene	0,82	0,05	0,78	0,20	µg/L	95%
Toluene	6,1	0,3	5,29	1,32	µg/L	87%
Ethylbenzene	0,74	0,05	0,65	0,16	µg/L	88%
m,p-Xylene	5,9	0,3	4,79	1,20	µg/L	81%
o-Xylene	4,36	0,22	3,79	0,95	µg/L	87%



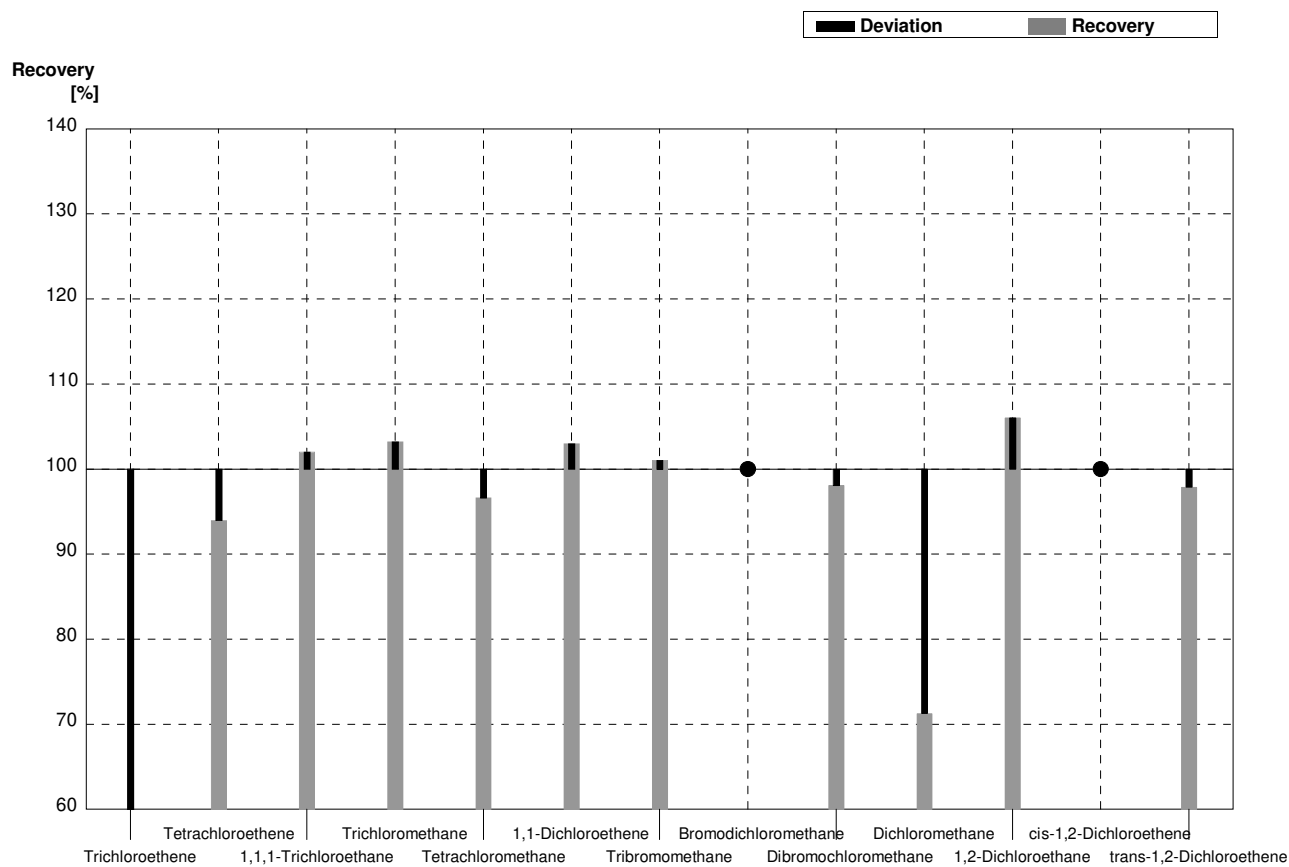
**Sample C-CB10A**  
**Laboratory F**

Parameter	Target value	± U (k=2)	Result	±	Unit	Recovery
Trichloroethene	2,73	0,14	1,54	0,38	µg/l	56%
Tetrachloroethene	1,04	0,06	1,01	0,25	µg/l	97%
1,1,1-Trichloroethane	<0,1		<0,05	0,01	µg/l	•
Trichloromethane	0,198	0,013	0,183	0,05	µg/l	92%
Tetrachloromethane	0,300	0,018	0,283	0,07	µg/l	94%
1,1-Dichloroethene	1,58	0,09	1,64	0,41	µg/l	104%
Tribromomethane	0,292	0,020	0,267	0,07	µg/l	91%
Bromodichloromethane	0,61	0,03	0,58	0,15	µg/l	95%
Dibromochloromethane	0,53	0,03	0,50	0,13	µg/l	94%
Dichloromethane	1,19	0,09	0,50	0,13	µg/l	42%
1,2-Dichloroethane	2,92	0,15	3,00	0,75	µg/l	103%
cis-1,2-Dichloroethene	1,14	0,06	1,18	0,29	µg/l	104%
trans-1,2-Dichloroethene	2,36	0,12	2,42	0,60	µg/l	103%



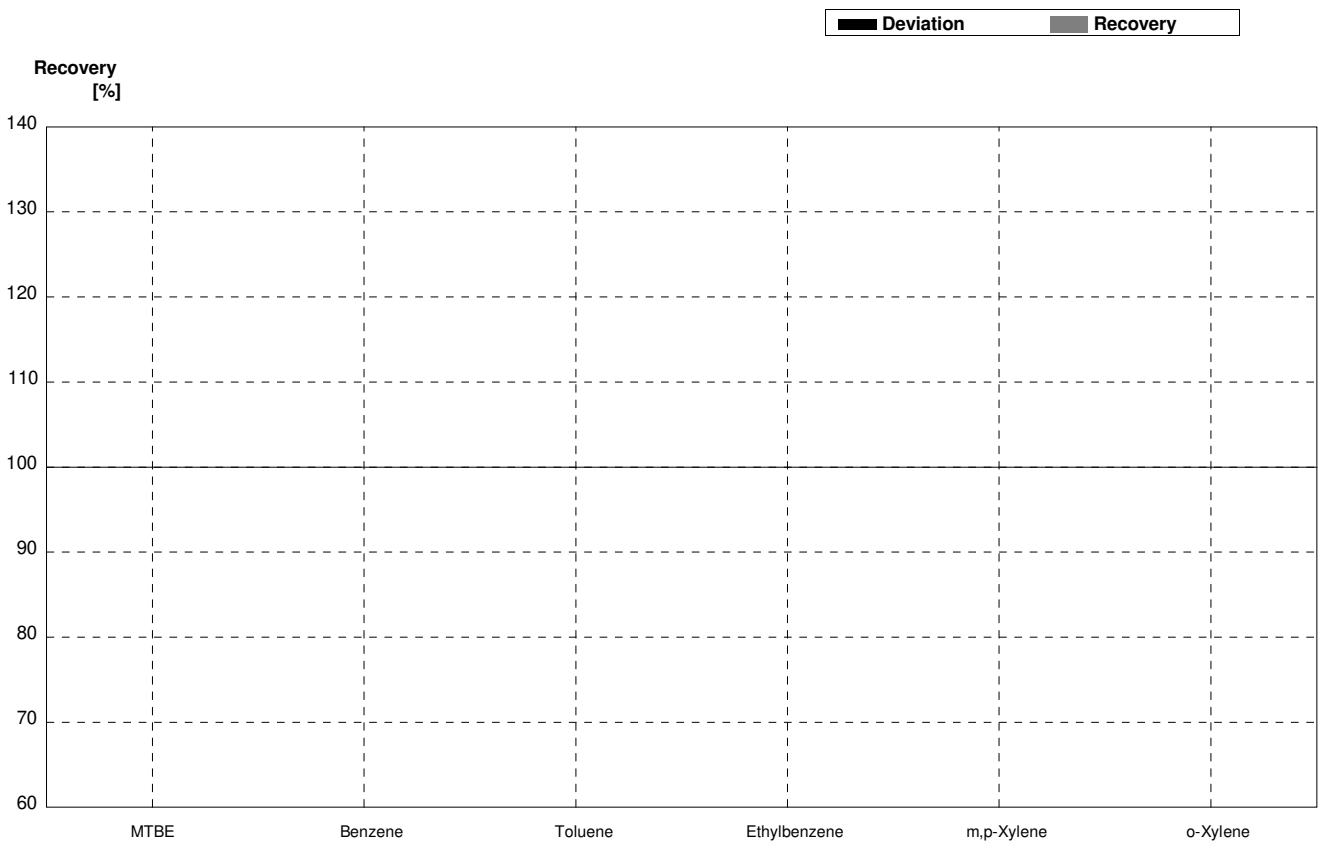
**Sample C-CB10B**  
**Laboratory F**

Parameter	Target value	± U (k=2)	Result	±	Unit	Recovery
Trichloroethene	1,19	0,06	0,67	0,17	µg/l	56%
Tetrachloroethene	1,49	0,08	1,40	0,35	µg/l	94%
1,1,1-Trichloroethane	0,99	0,05	1,01	0,25	µg/l	102%
Trichloromethane	2,48	0,13	2,56	0,64	µg/l	103%
Tetrachloromethane	1,48	0,08	1,43	0,36	µg/l	97%
1,1-Dichloroethene	3,33	0,18	3,43	0,86	µg/l	103%
Tribromomethane	0,96	0,05	0,97	0,24	µg/l	101%
Bromodichloromethane	<0,1		<0,05	0,01	µg/l	•
Dibromochloromethane	1,57	0,08	1,54	0,39	µg/l	98%
Dichloromethane	4,98	0,26	3,55	0,89	µg/l	71%
1,2-Dichloroethane	0,348	0,027	0,369	0,09	µg/l	106%
cis-1,2-Dichloroethene	<0,1		<0,05	0,01	µg/l	•
trans-1,2-Dichloroethene	0,332	0,027	0,325	0,08	µg/l	98%



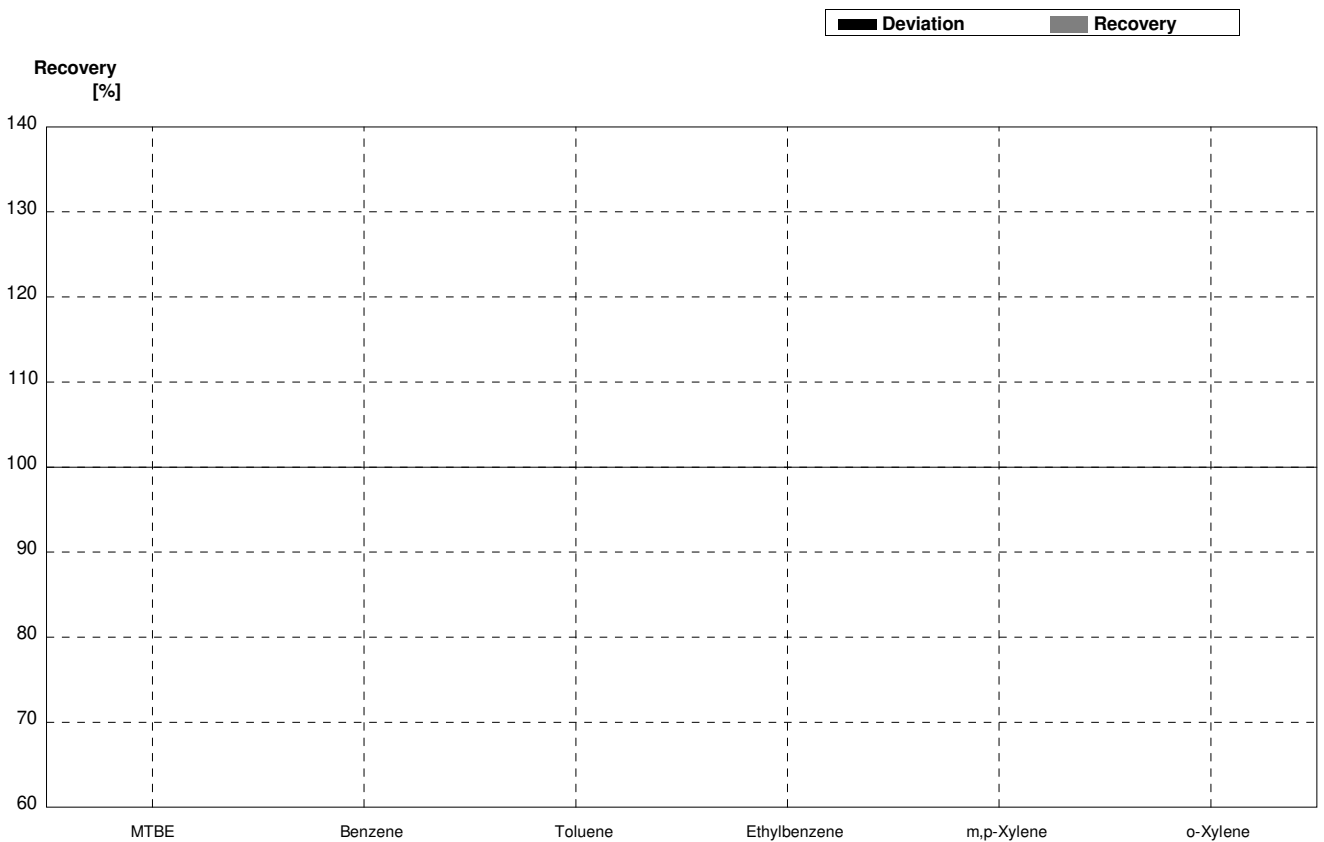
**Sample B-CB10A**  
**Laboratory G**

Parameter	Target value	$\pm U$ (k=2)	Result	$\pm$	Unit	Recovery
MTBE	0,61	0,05			$\mu\text{g/L}$	
Benzene	3,75	0,19			$\mu\text{g/L}$	
Toluene	1,76	0,10			$\mu\text{g/L}$	
Ethylbenzene	3,03	0,16			$\mu\text{g/L}$	
m,p-Xylene	1,41	0,08			$\mu\text{g/L}$	
o-Xylene	1,22	0,07			$\mu\text{g/L}$	



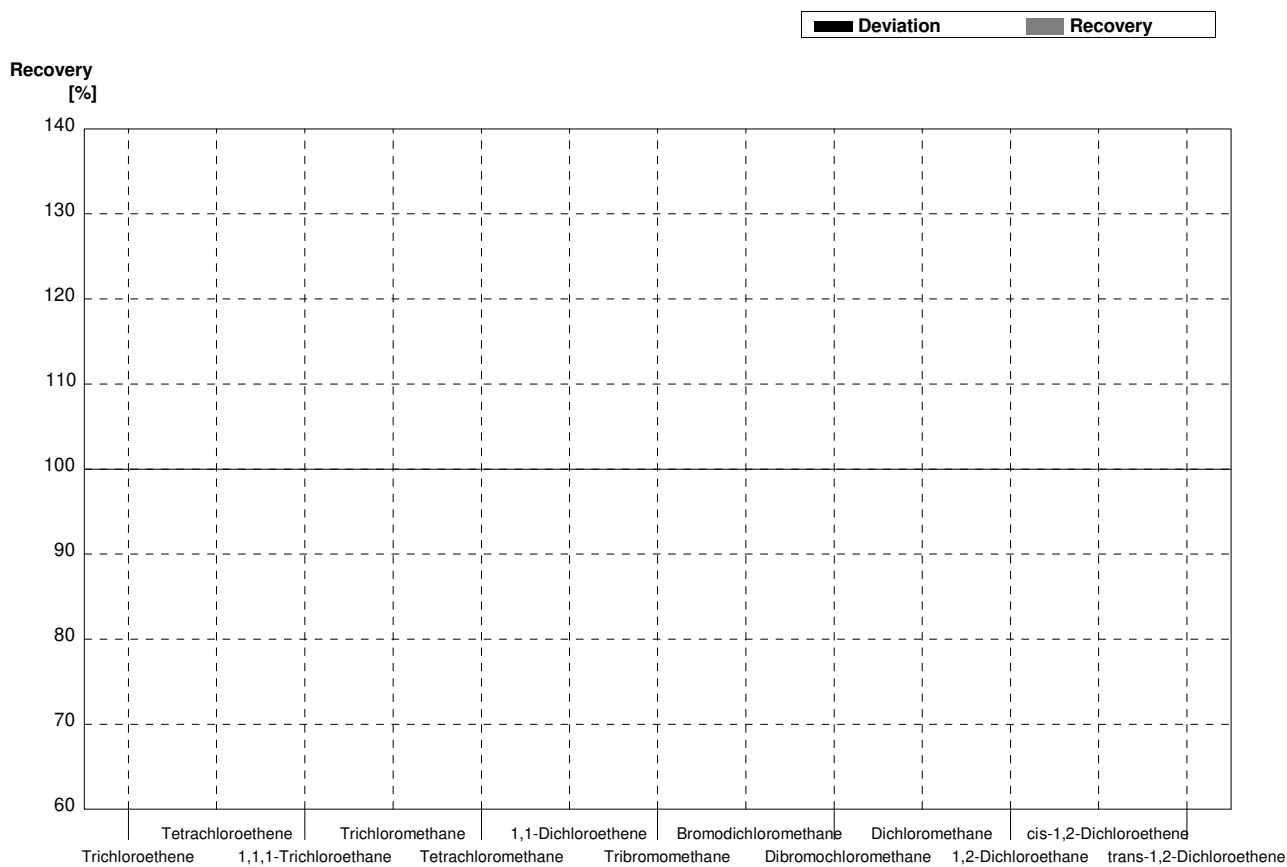
**Sample B-CB10B**  
**Laboratory G**

Parameter	Target value	± U (k=2)	Result	±	Unit	Recovery
MTBE	1,90	0,10			µg/L	
Benzene	0,82	0,05			µg/L	
Toluene	6,1	0,3			µg/L	
Ethylbenzene	0,74	0,05			µg/L	
m,p-Xylene	5,9	0,3			µg/L	
o-Xylene	4,36	0,22			µg/L	



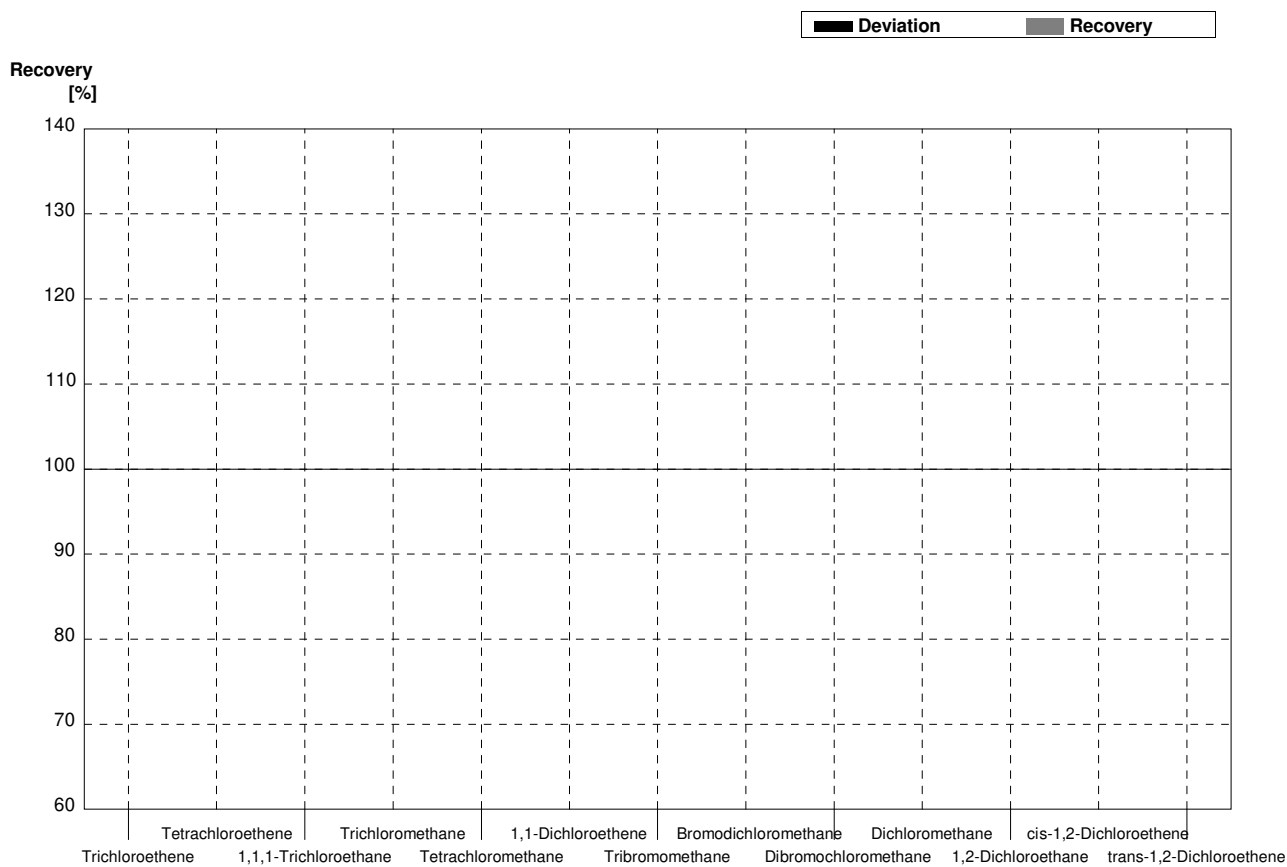
**Sample C-CB10A**  
**Laboratory G**

Parameter	Target value	± U (k=2)	Result	±	Unit	Recovery
Trichloroethene	2,73	0,14			µg/l	
Tetrachloroethene	1,04	0,06			µg/l	
1,1,1-Trichloroethane	<0,1				µg/l	
Trichloromethane	0,198	0,013			µg/l	
Tetrachloromethane	0,300	0,018			µg/l	
1,1-Dichloroethene	1,58	0,09			µg/l	
Tribromomethane	0,292	0,020			µg/l	
Bromodichloromethane	0,61	0,03			µg/l	
Dibromochloromethane	0,53	0,03			µg/l	
Dichloromethane	1,19	0,09			µg/l	
1,2-Dichloroethane	2,92	0,15			µg/l	
cis-1,2-Dichloroethene	1,14	0,06			µg/l	
trans-1,2-Dichloroethene	2,36	0,12			µg/l	



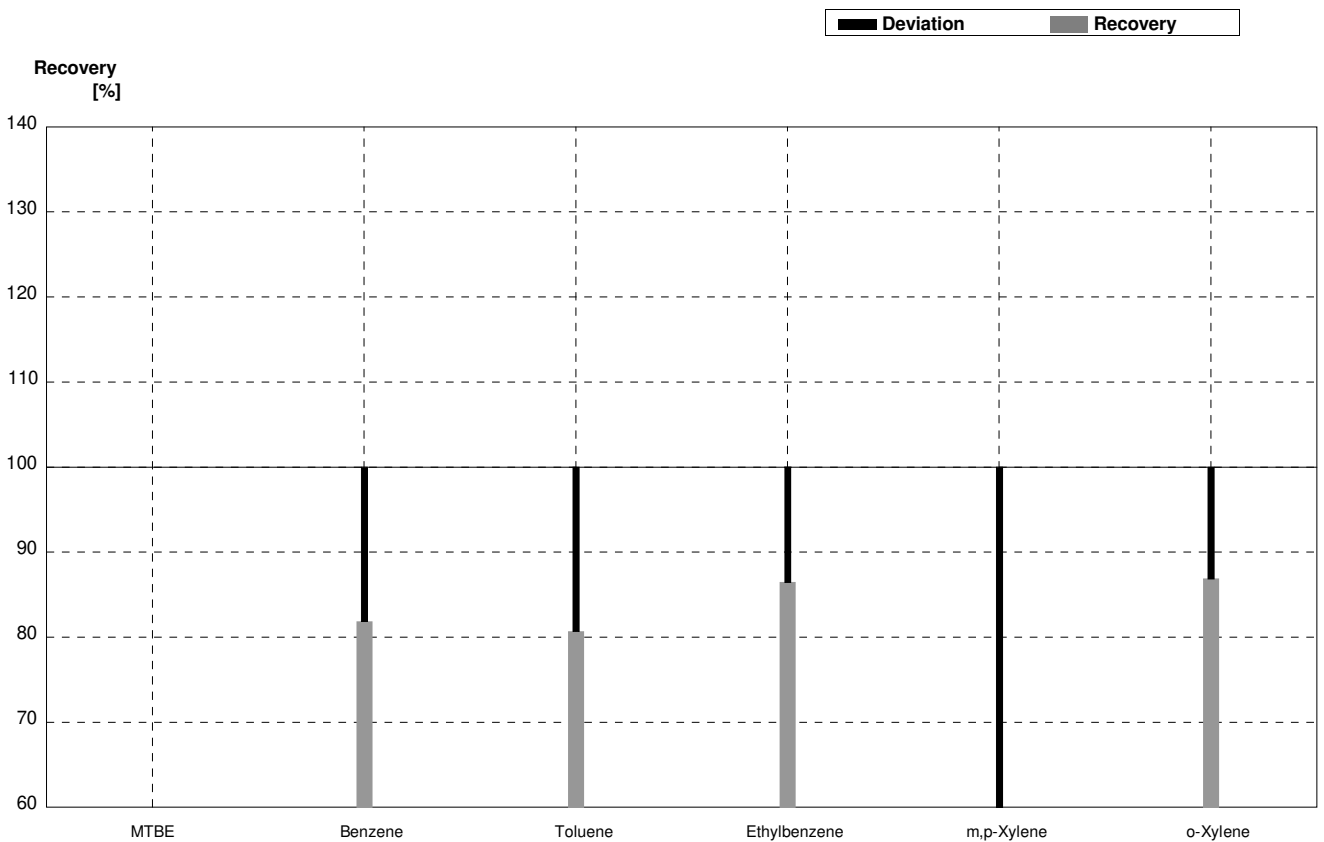
**Sample C-CB10B**  
**Laboratory G**

Parameter	Target value	± U (k=2)	Result	±	Unit	Recovery
Trichloroethene	1,19	0,06			µg/l	
Tetrachloroethene	1,49	0,08			µg/l	
1,1,1-Trichloroethane	0,99	0,05			µg/l	
Trichloromethane	2,48	0,13			µg/l	
Tetrachloromethane	1,48	0,08			µg/l	
1,1-Dichloroethene	3,33	0,18			µg/l	
Tribromomethane	0,96	0,05			µg/l	
Bromodichloromethane	<0,1				µg/l	
Dibromochloromethane	1,57	0,08			µg/l	
Dichloromethane	4,98	0,26			µg/l	
1,2-Dichloroethane	0,348	0,027			µg/l	
cis-1,2-Dichloroethene	<0,1				µg/l	
trans-1,2-Dichloroethene	0,332	0,027			µg/l	



**Sample B-CB10A**  
**Laboratory H**

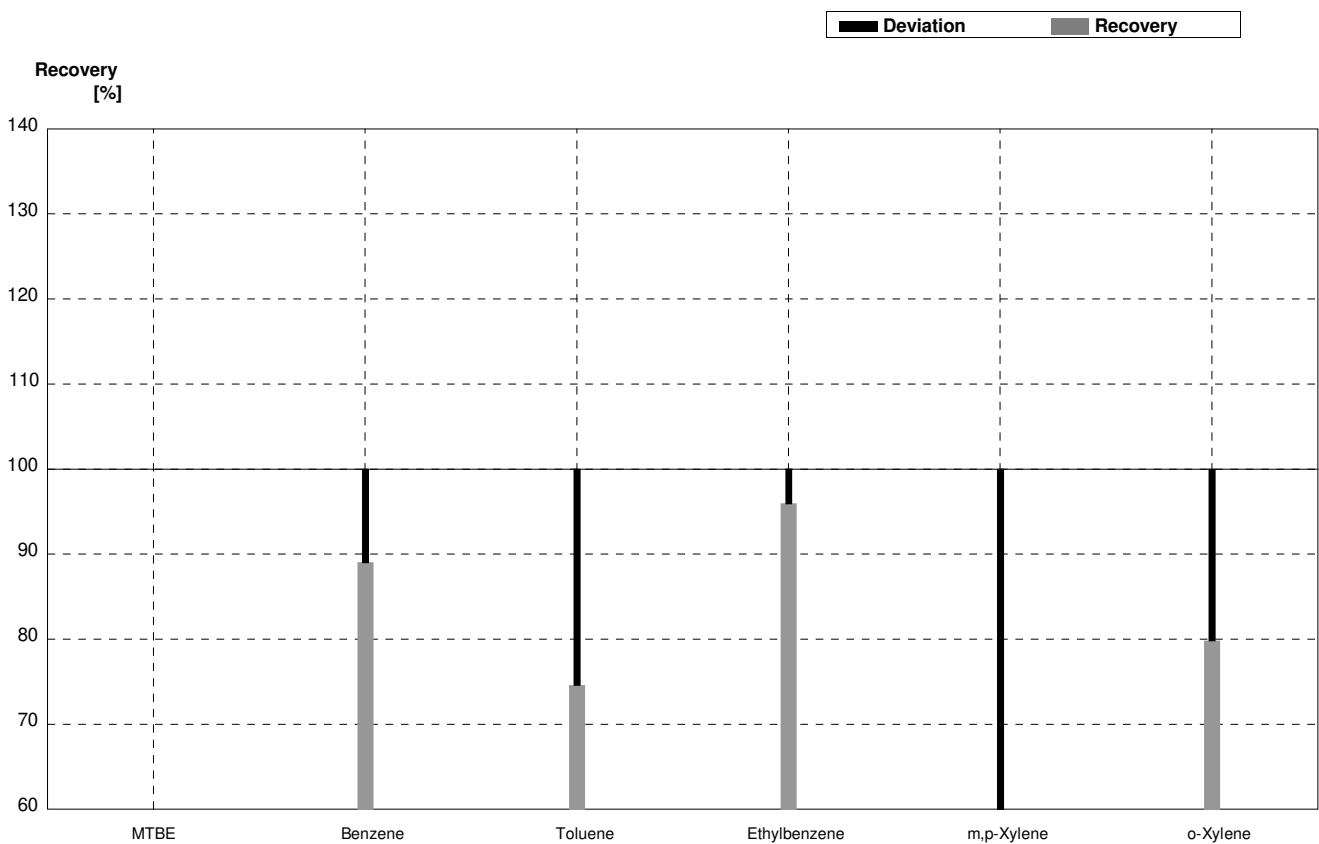
Parameter	Target value	± U (k=2)	Result	±	Unit	Recovery
MTBE	0,61	0,05			µg/L	
Benzene	3,75	0,19	3,07	0,10	µg/L	82%
Toluene	1,76	0,10	1,42	0,13	µg/L	81%
Ethylbenzene	3,03	0,16	2,62	0,08	µg/L	86%
m,p-Xylene	1,41	0,08	0,67	0,03	µg/L	48%
o-Xylene	1,22	0,07	1,06	0,03	µg/L	87%





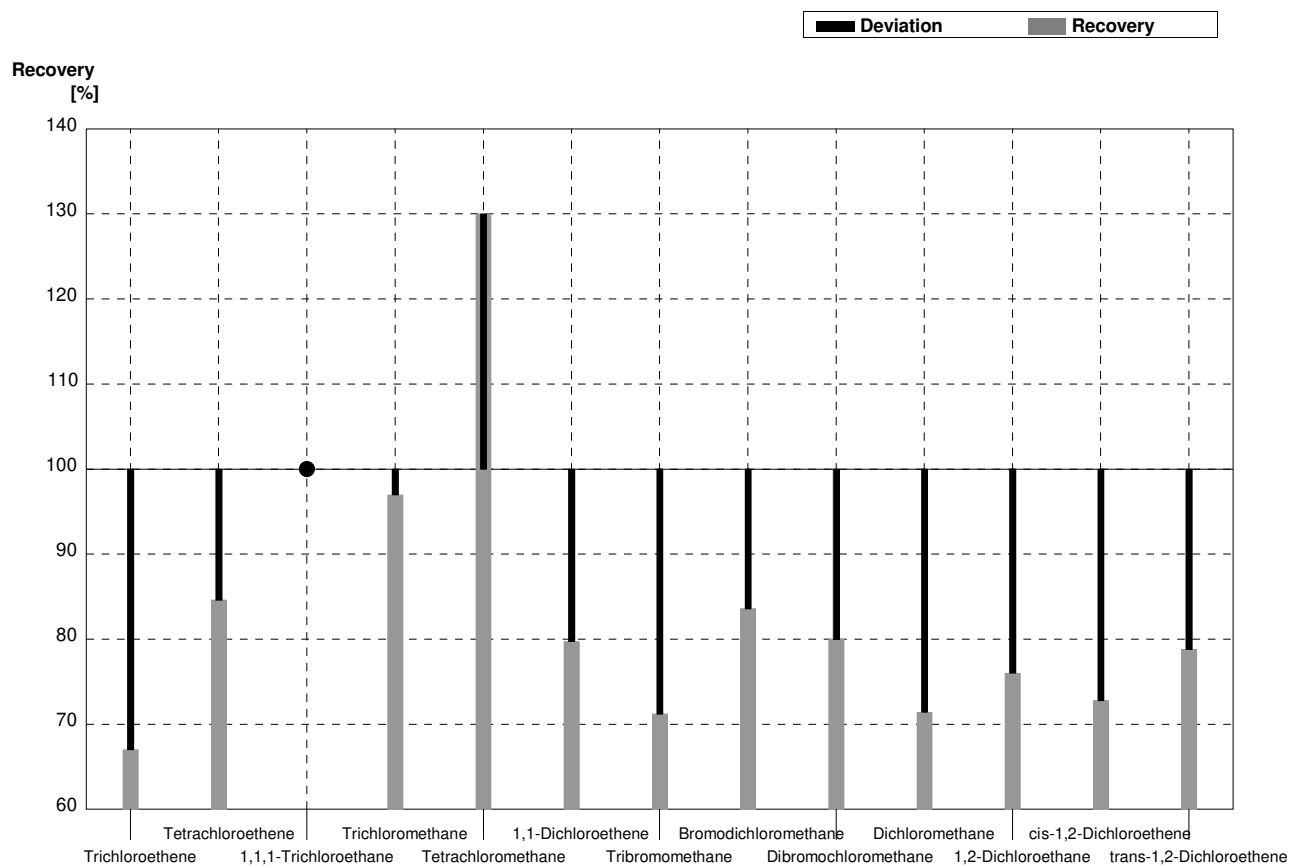
**Sample B-CB10B**  
**Laboratory H**

Parameter	Target value	± U (k=2)	Result	±	Unit	Recovery
MTBE	1,90	0,10			µg/L	
Benzene	0,82	0,05	0,73	0,02	µg/L	89%
Toluene	6,1	0,3	4,55	0,42	µg/L	75%
Ethylbenzene	0,74	0,05	0,71	0,02	µg/L	96%
m,p-Xylene	5,9	0,3	2,40	0,09	µg/L	41%
o-Xylene	4,36	0,22	3,48	0,11	µg/L	80%



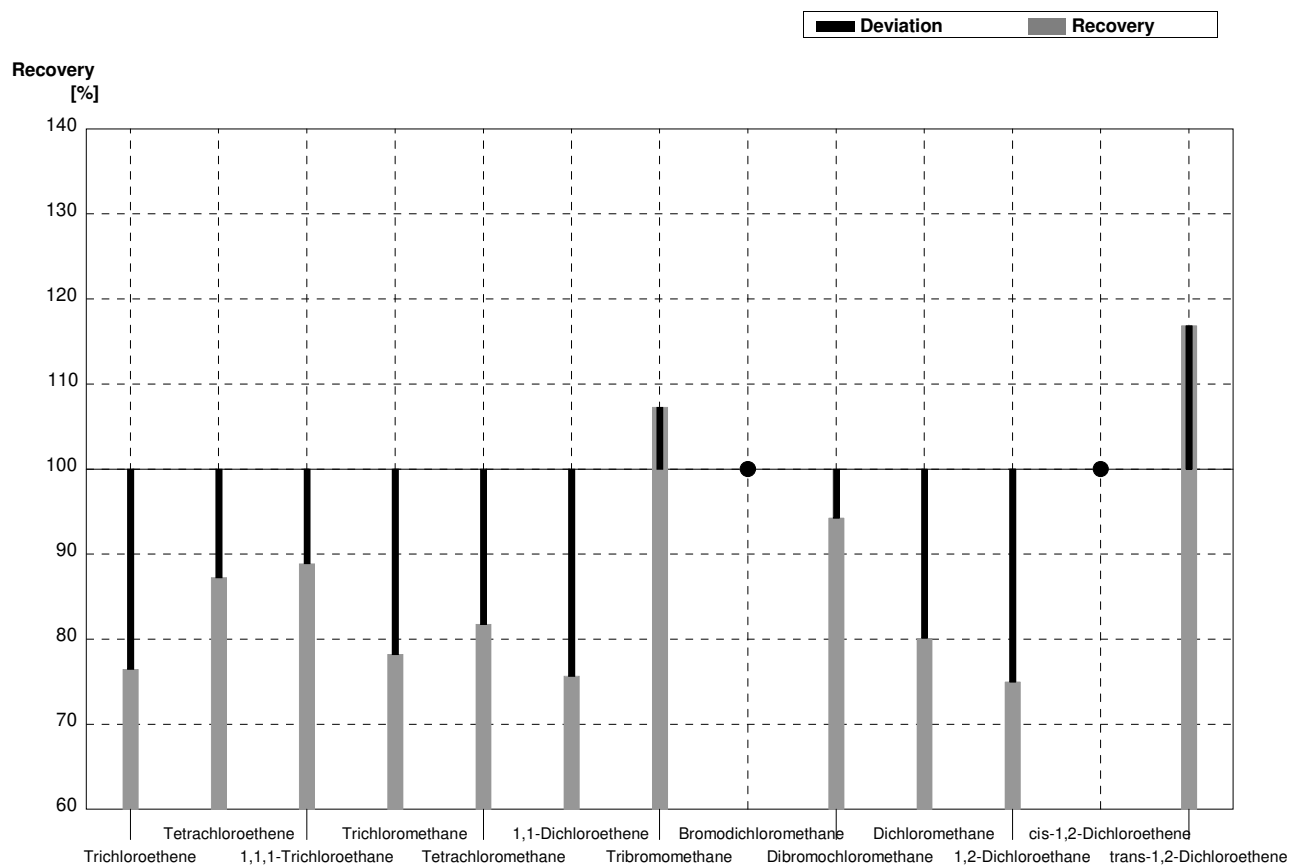
**Sample C-CB10A**  
**Laboratory H**

Parameter	Target value	± U (k=2)	Result	±	Unit	Recovery
Trichloroethene	2,73	0,14	1,83	0,21	µg/l	67%
Tetrachloroethene	1,04	0,06	0,88	0,05	µg/l	85%
1,1,1-Trichloroethane	<0,1		<0,1		µg/l	•
Trichloromethane	0,198	0,013	0,192	0,01	µg/l	97%
Tetrachloromethane	0,300	0,018	0,390	0,03	µg/l	130%
1,1-Dichloroethene	1,58	0,09	1,26	0,09	µg/l	80%
Tribromomethane	0,292	0,020	0,208	0,05	µg/l	71%
Bromodichloromethane	0,61	0,03	0,51	0,05	µg/l	84%
Dibromochloromethane	0,53	0,03	0,424	0,07	µg/l	80%
Dichloromethane	1,19	0,09	0,85	0,05	µg/l	71%
1,2-Dichloroethane	2,92	0,15	2,22	0,29	µg/l	76%
cis-1,2-Dichloroethene	1,14	0,06	0,83	0,05	µg/l	73%
trans-1,2-Dichloroethene	2,36	0,12	1,86	0,07	µg/l	79%



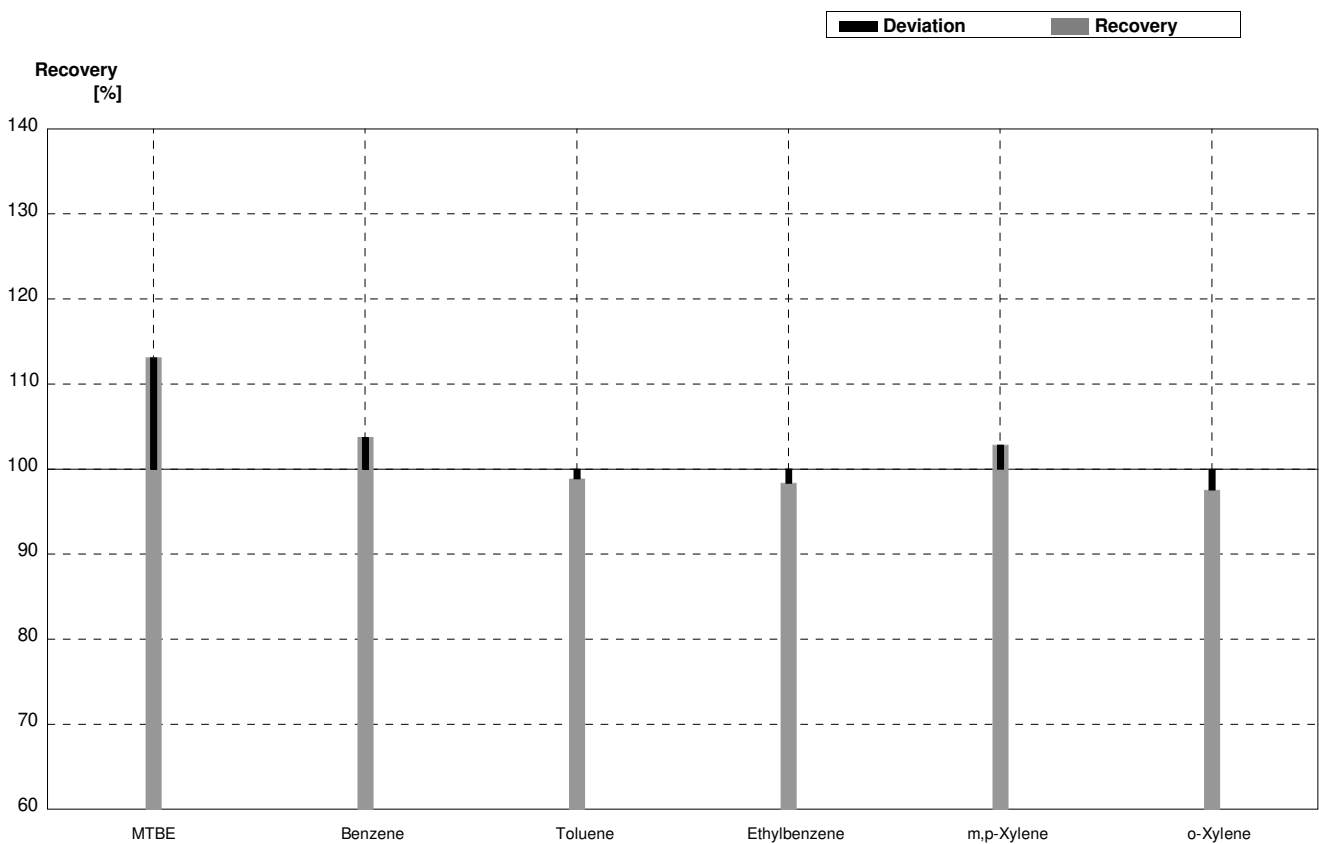
**Sample C-CB10B**  
**Laboratory H**

Parameter	Target value	± U (k=2)	Result	±	Unit	Recovery
Trichloroethene	1,19	0,06	0,91	0,10	µg/l	76%
Tetrachloroethene	1,49	0,08	1,30	0,08	µg/l	87%
1,1,1-Trichloroethane	0,99	0,05	0,88	0,06	µg/l	89%
Trichloromethane	2,48	0,13	1,94	0,09	µg/l	78%
Tetrachloromethane	1,48	0,08	1,21	0,10	µg/l	82%
1,1-Dichloroethene	3,33	0,18	2,52	0,19	µg/l	76%
Tribromomethane	0,96	0,05	1,03	0,23	µg/l	107%
Bromodichloromethane	<0,1		<0,1		µg/l	•
Dibromochloromethane	1,57	0,08	1,48	0,25	µg/l	94%
Dichloromethane	4,98	0,26	3,99	0,23	µg/l	80%
1,2-Dichloroethane	0,348	0,027	0,261	0,03	µg/l	75%
cis-1,2-Dichloroethene	<0,1		<0,1		µg/l	•
trans-1,2-Dichloroethene	0,332	0,027	0,388	0,02	µg/l	117%



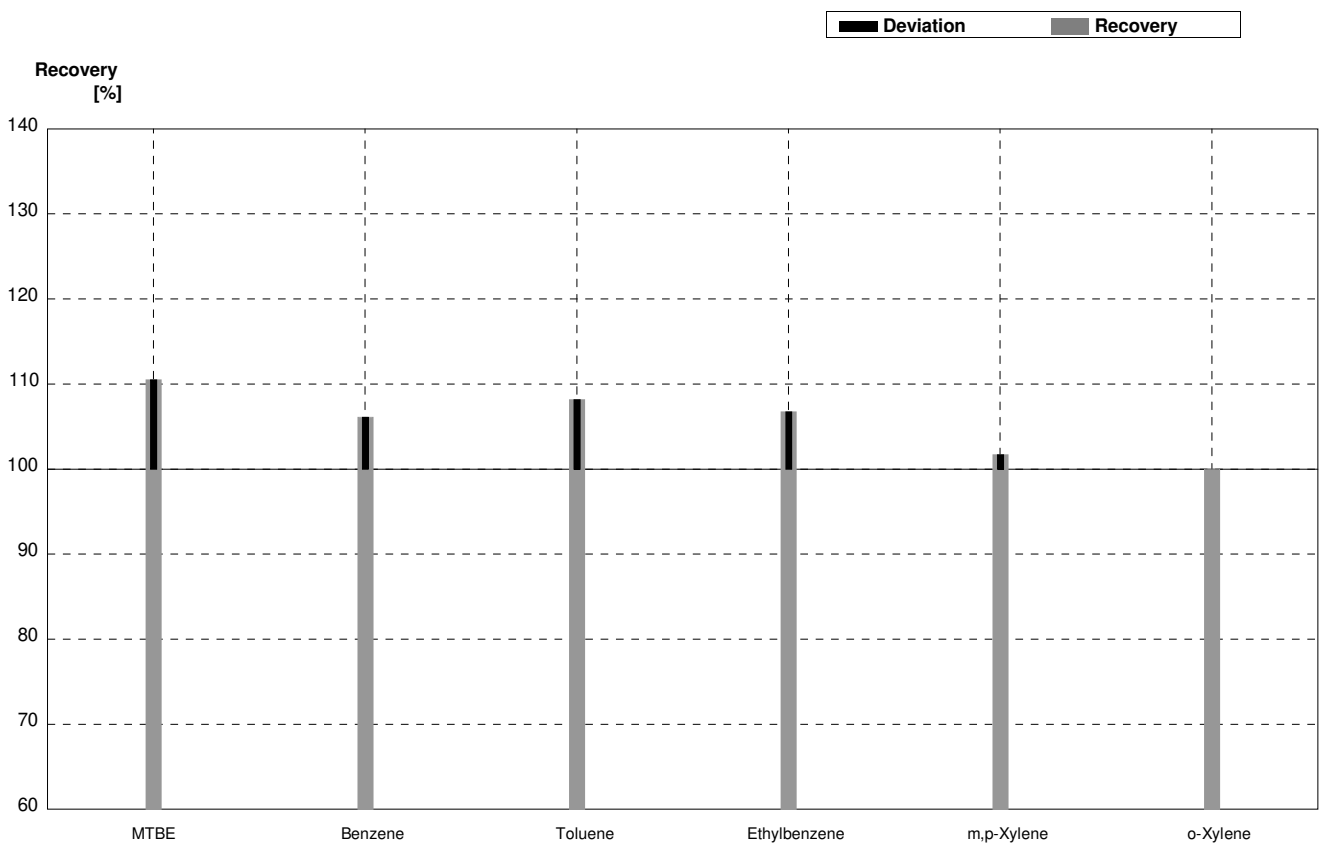
**Sample B-CB10A**  
**Laboratory I**

Parameter	Target value	± U (k=2)	Result	±	Unit	Recovery
MTBE	0,61	0,05	0,69	0,14	µg/L	113%
Benzene	3,75	0,19	3,89	0,78	µg/L	104%
Toluene	1,76	0,10	1,74	0,35	µg/L	99%
Ethylbenzene	3,03	0,16	2,98	0,60	µg/L	98%
m,p-Xylene	1,41	0,08	1,45	0,29	µg/L	103%
o-Xylene	1,22	0,07	1,19	0,24	µg/L	98%



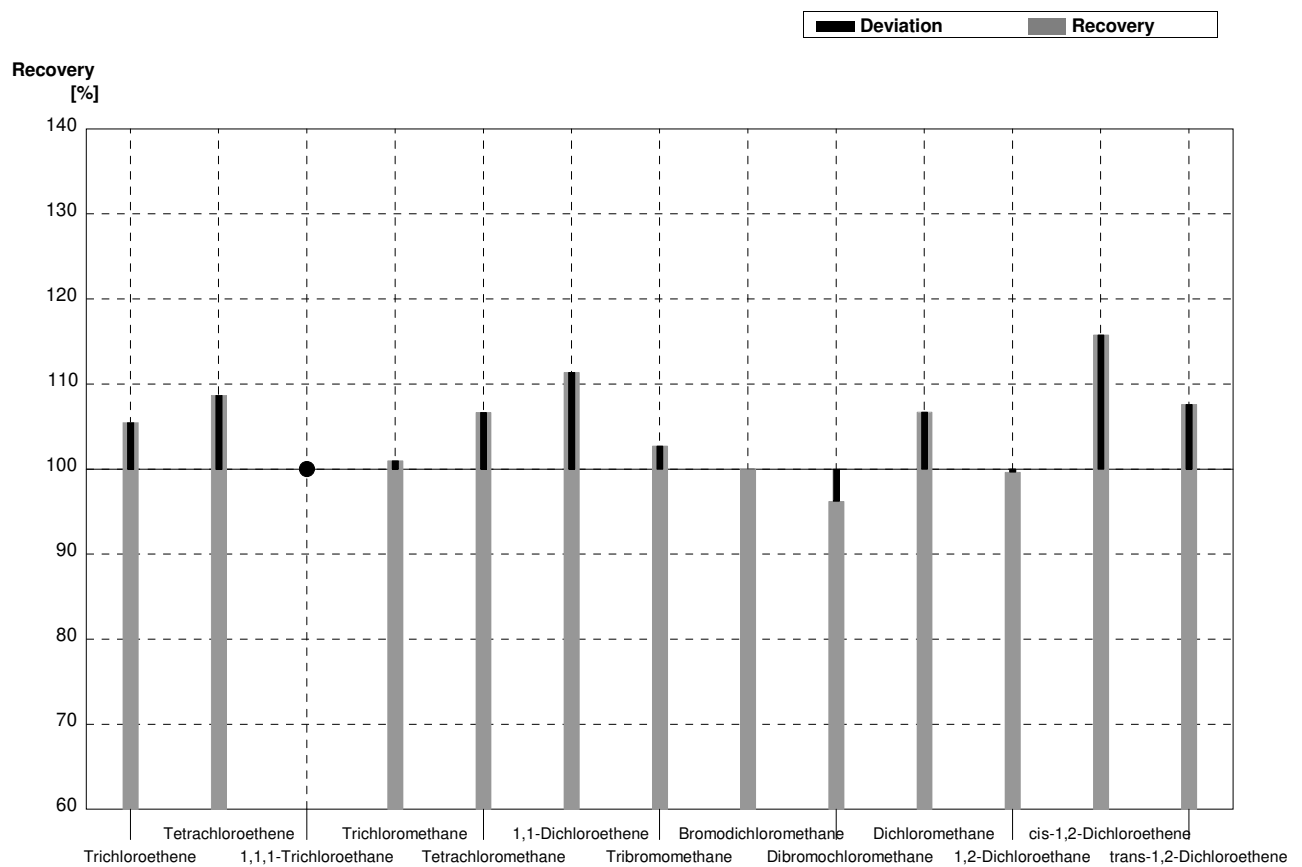
**Sample B-CB10B**  
**Laboratory I**

Parameter	Target value	± U (k=2)	Result	±	Unit	Recovery
MTBE	1,90	0,10	2,10	0,42	µg/L	111%
Benzene	0,82	0,05	0,87	0,17	µg/L	106%
Toluene	6,1	0,3	6,6	1,3	µg/L	108%
Ethylbenzene	0,74	0,05	0,79	0,16	µg/L	107%
m,p-Xylene	5,9	0,3	6,0	1,2	µg/L	102%
o-Xylene	4,36	0,22	4,36	0,87	µg/L	100%



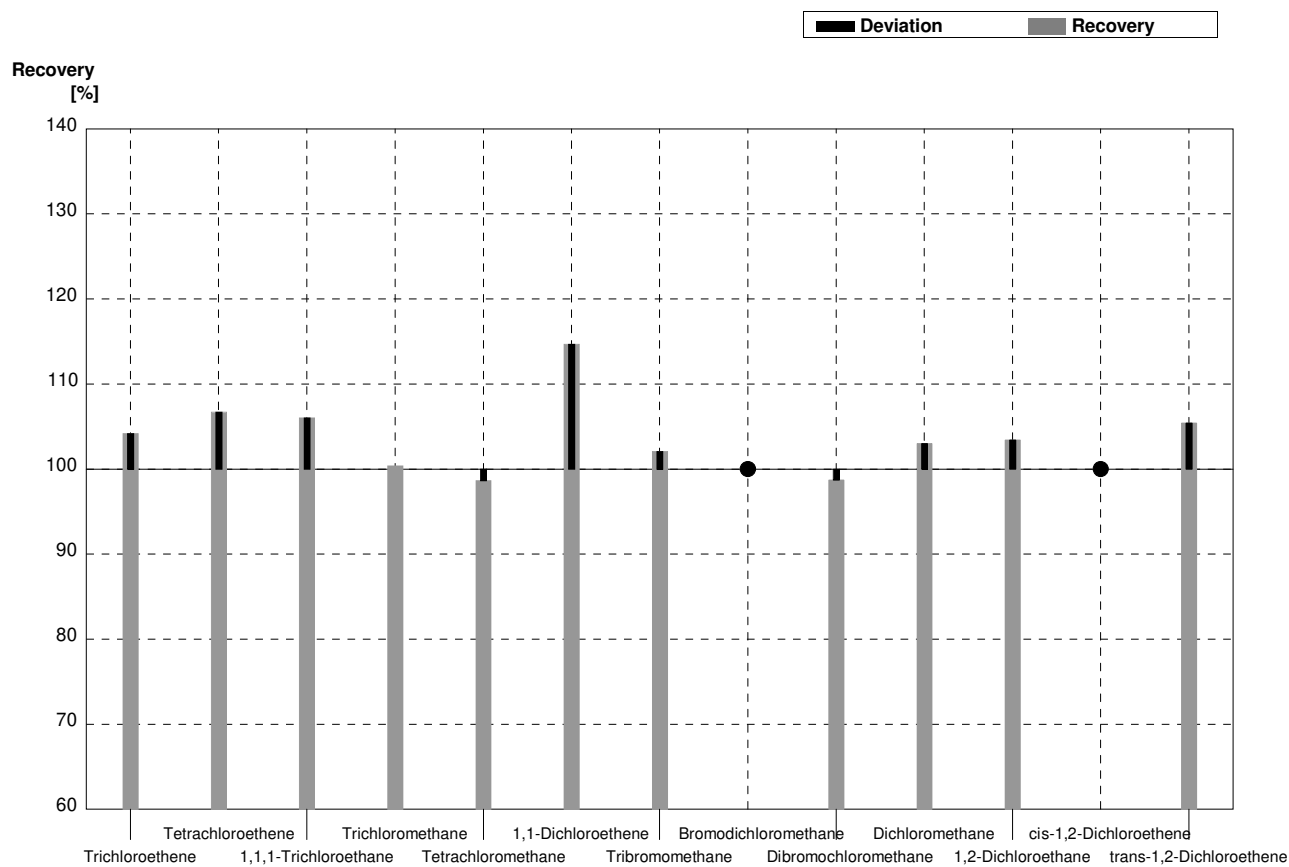
**Sample C-CB10A**  
**Laboratory I**

Parameter	Target value	± U (k=2)	Result	±	Unit	Recovery
Trichloroethene	2,73	0,14	2,880	0,576	µg/l	105%
Tetrachloroethene	1,04	0,06	1,130	0,226	µg/l	109%
1,1,1-Trichloroethane	<0,1		<0,020		µg/l	•
Trichloromethane	0,198	0,013	0,200	0,040	µg/l	101%
Tetrachloromethane	0,300	0,018	0,320	0,064	µg/l	107%
1,1-Dichloroethene	1,58	0,09	1,760	0,352	µg/l	111%
Tribromomethane	0,292	0,020	0,300	0,060	µg/l	103%
Bromodichloromethane	0,61	0,03	0,610	0,122	µg/l	100%
Dibromochloromethane	0,53	0,03	0,510	0,102	µg/l	96%
Dichloromethane	1,19	0,09	1,270	0,254	µg/l	107%
1,2-Dichloroethane	2,92	0,15	2,910	0,582	µg/l	100%
cis-1,2-Dichloroethene	1,14	0,06	1,320	0,264	µg/l	116%
trans-1,2-Dichloroethene	2,36	0,12	2,540	0,508	µg/l	108%



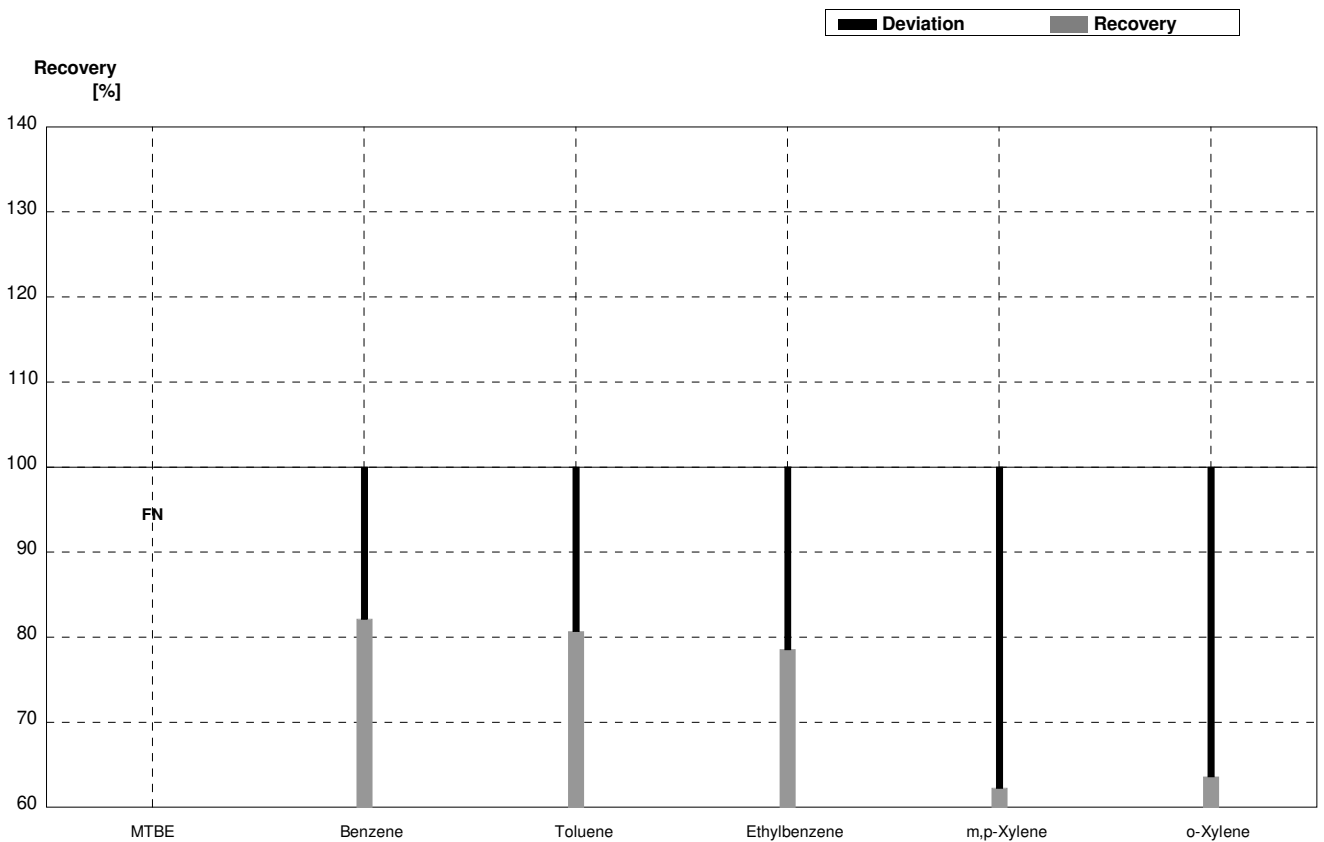
**Sample C-CB10B**  
**Laboratory I**

Parameter	Target value	± U (k=2)	Result	±	Unit	Recovery
Trichloroethene	1,19	0,06	1,240	0,248	µg/l	104%
Tetrachloroethene	1,49	0,08	1,590	0,318	µg/l	107%
1,1,1-Trichloroethane	0,99	0,05	1,050	0,210	µg/l	106%
Trichloromethane	2,48	0,13	2,490	0,498	µg/l	100%
Tetrachloromethane	1,48	0,08	1,460	0,292	µg/l	99%
1,1-Dichloroethene	3,33	0,18	3,820	0,764	µg/l	115%
Tribromomethane	0,96	0,05	0,980	0,196	µg/l	102%
Bromodichloromethane	<0,1		<0,080		µg/l	•
Dibromochloromethane	1,57	0,08	1,550	0,310	µg/l	99%
Dichloromethane	4,98	0,26	5,130	1,026	µg/l	103%
1,2-Dichloroethane	0,348	0,027	0,360	0,072	µg/l	103%
cis-1,2-Dichloroethene	<0,1		<0,130		µg/l	•
trans-1,2-Dichloroethene	0,332	0,027	0,350	0,070	µg/l	105%



**Sample B-CB10A**  
**Laboratory J**

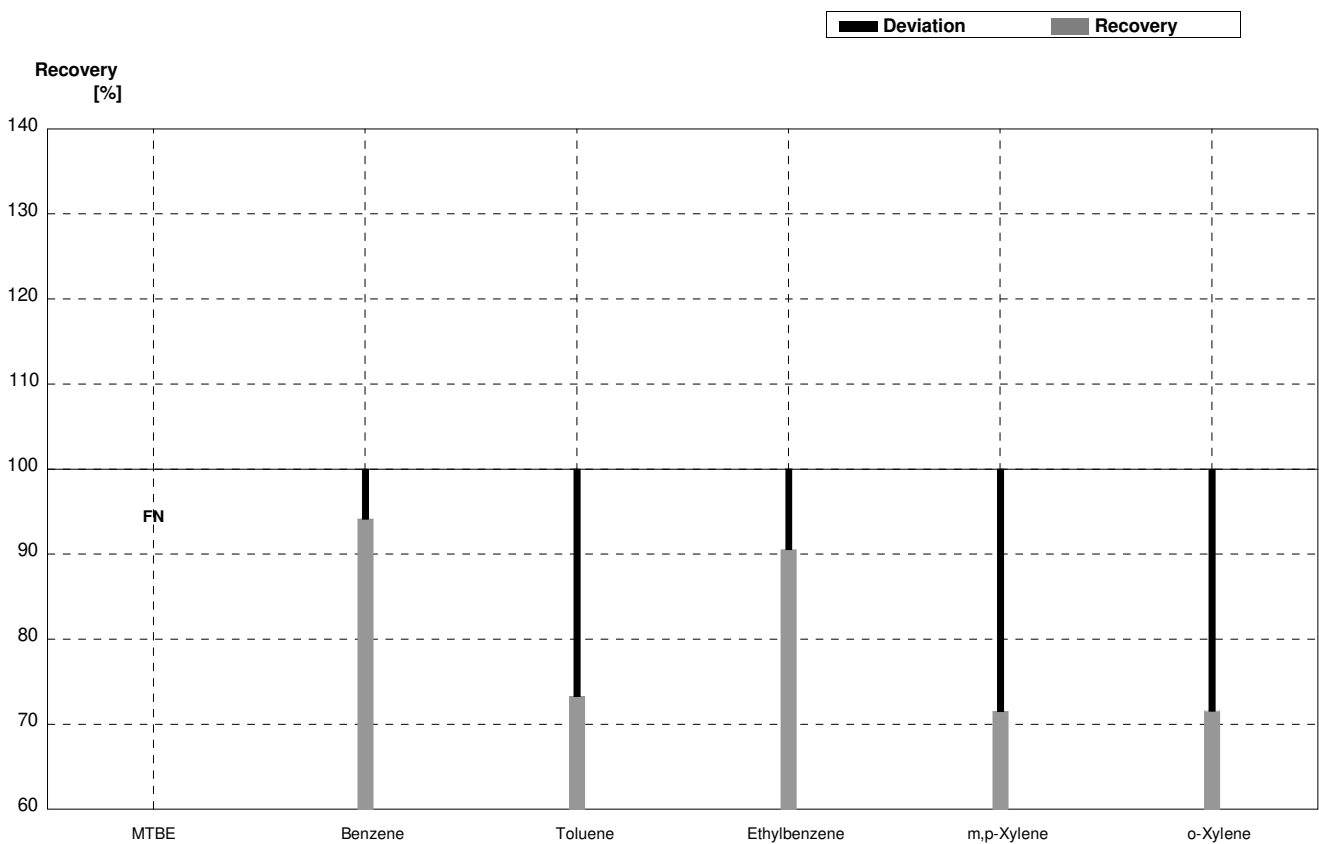
Parameter	Target value	± U (k=2)	Result	±	Unit	Recovery
MTBE	0,61	0,05	<0,1		µg/L	FN
Benzene	3,75	0,19	3,08	0,432	µg/L	82%
Toluene	1,76	0,10	1,42	0,226	µg/L	81%
Ethylbenzene	3,03	0,16	2,38	0,407	µg/L	79%
m,p-Xylene	1,41	0,08	0,878	0,167	µg/L	62%
o-Xylene	1,22	0,07	0,776	0,147	µg/L	64%





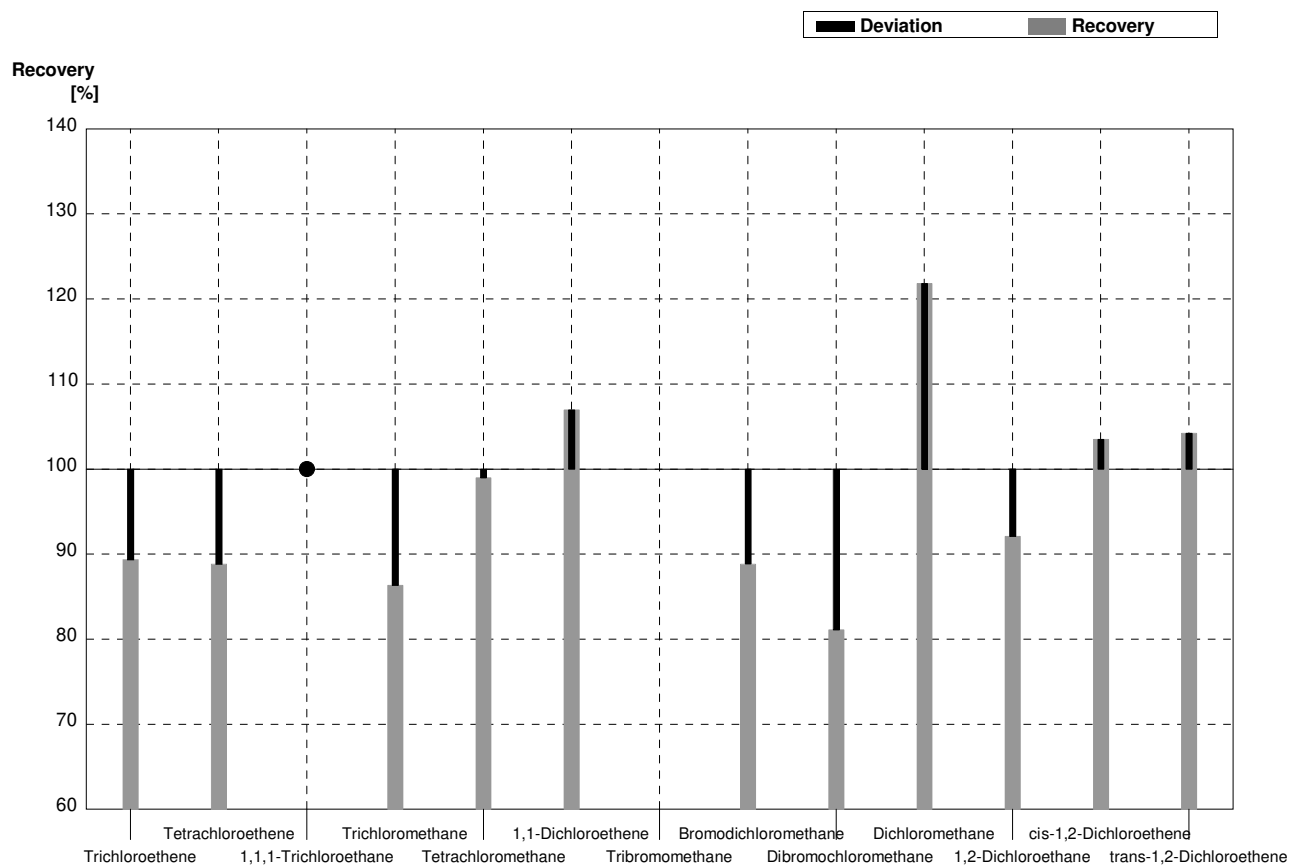
**Sample B-CB10B**  
**Laboratory J**

Parameter	Target value	± U (k=2)	Result	±	Unit	Recovery
MTBE	1,90	0,10	<0,1		µg/L	FN
Benzene	0,82	0,05	0,772	0,108	µg/L	94%
Toluene	6,1	0,3	4,47	0,71	µg/L	73%
Ethylbenzene	0,74	0,05	0,670	0,115	µg/L	91%
m,p-Xylene	5,9	0,3	4,22	0,802	µg/L	72%
o-Xylene	4,36	0,22	3,12	0,593	µg/L	72%



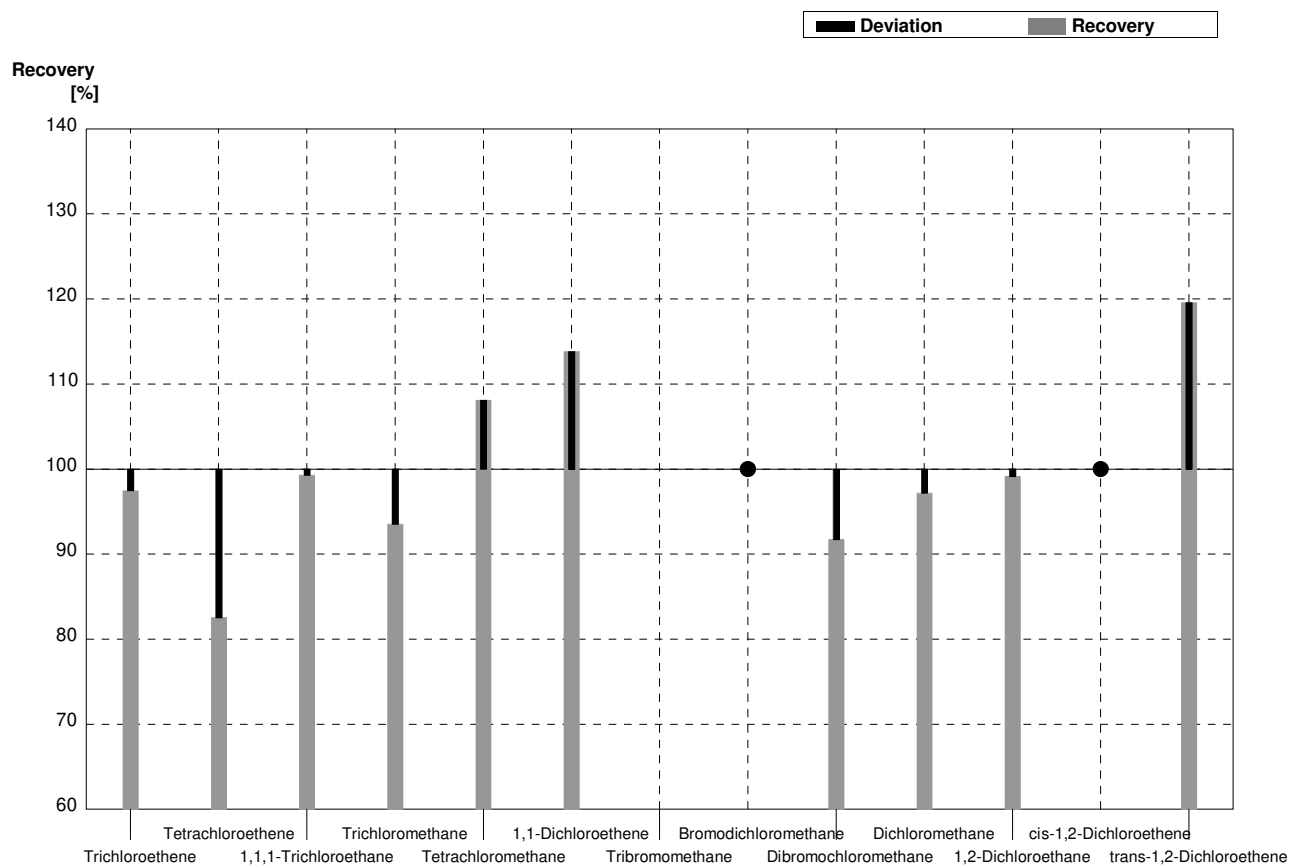
**Sample C-CB10A**  
**Laboratory J**

Parameter	Target value	± U (k=2)	Result	±	Unit	Recovery
Trichloroethene	2,73	0,14	2,44	0,388	µg/l	89%
Tetrachloroethene	1,04	0,06	0,924	0,173	µg/l	89%
1,1,1-Trichloroethane	<0,1		<0,15		µg/l	•
Trichloromethane	0,198	0,013	0,171	0,032	µg/l	86%
Tetrachloromethane	0,300	0,018	0,297	0,056	µg/l	99%
1,1-Dichloroethene	1,58	0,09	1,69	0,321	µg/l	107%
Tribromomethane	0,292	0,020			µg/l	
Bromodichloromethane	0,61	0,03	0,542	0,103	µg/l	89%
Dibromochloromethane	0,53	0,03	0,430	0,082	µg/l	81%
Dichloromethane	1,19	0,09	1,45	0,187	µg/l	122%
1,2-Dichloroethane	2,92	0,15	2,69	0,511	µg/l	92%
cis-1,2-Dichloroethene	1,14	0,06	1,18	0,224	µg/l	104%
trans-1,2-Dichloroethene	2,36	0,12	2,46	0,467	µg/l	104%



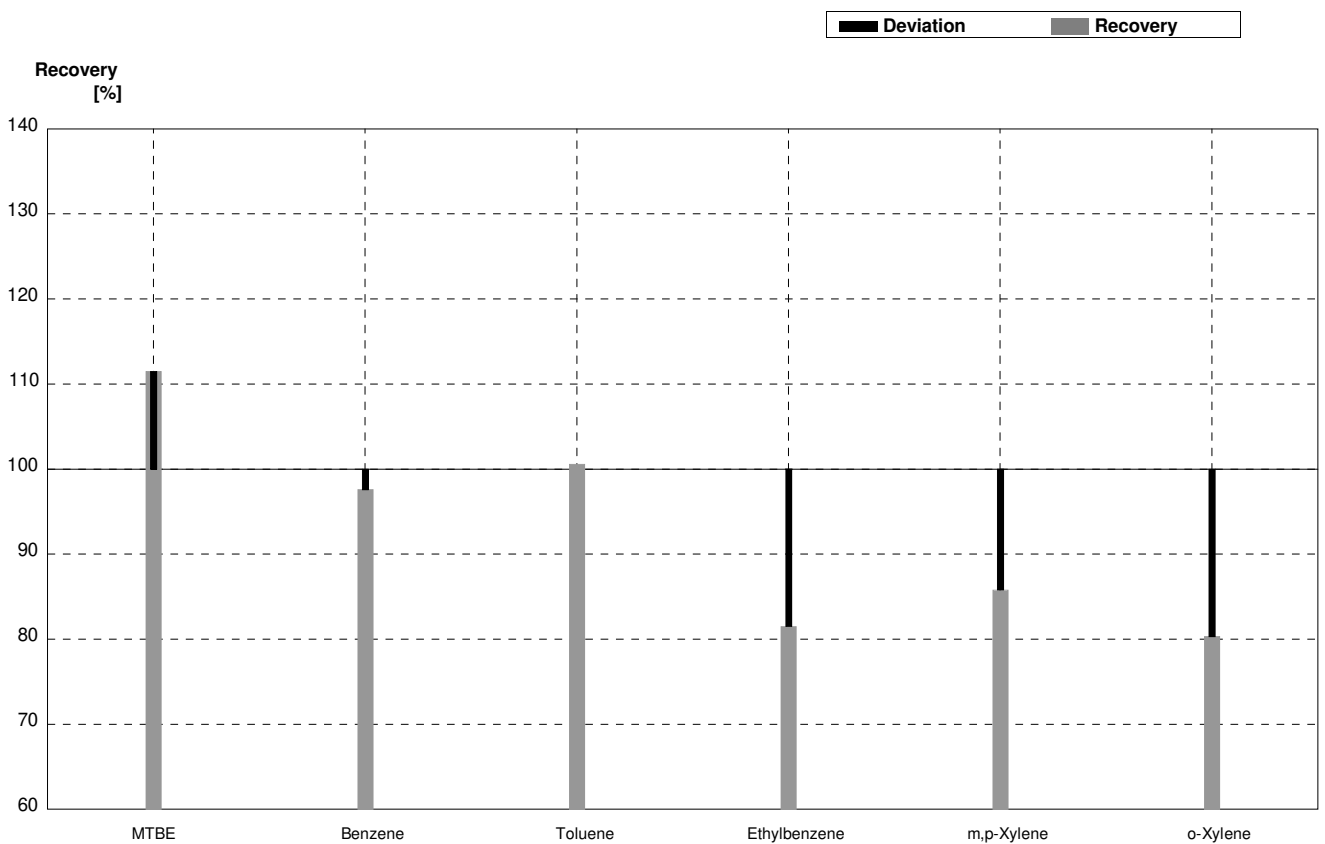
**Sample C-CB10B**  
**Laboratory J**

Parameter	Target value	± U (k=2)	Result	±	Unit	Recovery
Trichloroethene	1,19	0,06	1,16	0,184	µg/l	97%
Tetrachloroethene	1,49	0,08	1,23	0,231	µg/l	83%
1,1,1-Trichloroethane	0,99	0,05	0,983	0,185	µg/l	99%
Trichloromethane	2,48	0,13	2,32	0,441	µg/l	94%
Tetrachloromethane	1,48	0,08	1,60	0,304	µg/l	108%
1,1-Dichloroethene	3,33	0,18	3,79	0,72	µg/l	114%
Tribromomethane	0,96	0,05			µg/l	
Bromodichloromethane	<0,1		<0,15		µg/l	•
Dibromochloromethane	1,57	0,08	1,44	0,274	µg/l	92%
Dichloromethane	4,98	0,26	4,84	0,623	µg/l	97%
1,2-Dichloroethane	0,348	0,027	0,345	0,066	µg/l	99%
cis-1,2-Dichloroethene	<0,1		<0,15		µg/l	•
trans-1,2-Dichloroethene	0,332	0,027	0,397	0,075	µg/l	120%



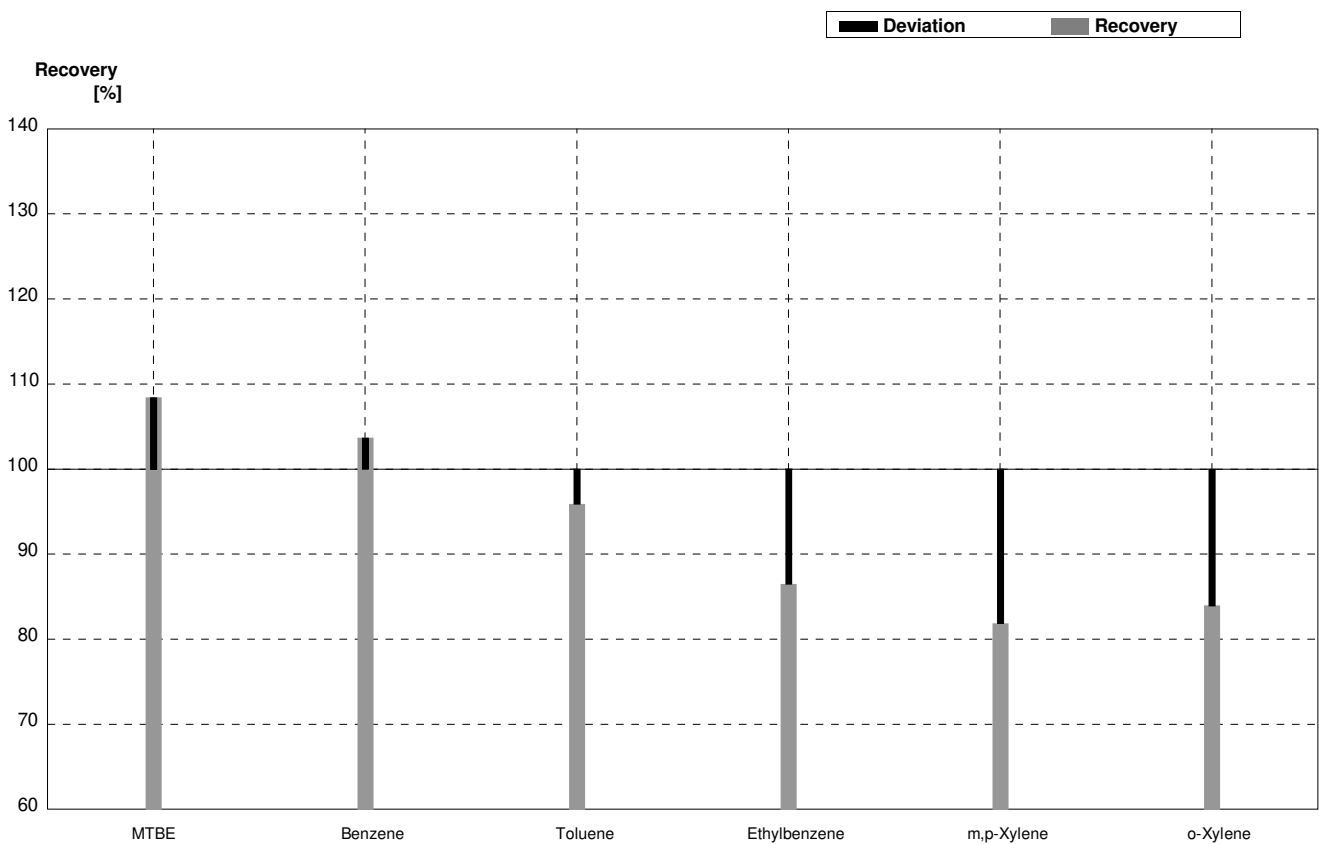
**Sample B-CB10A**  
**Laboratory K**

Parameter	Target value	± U (k=2)	Result	±	Unit	Recovery
MTBE	0,61	0,05	0,68	0,14	µg/L	111%
Benzene	3,75	0,19	3,66	0,73	µg/L	98%
Toluene	1,76	0,10	1,77	0,35	µg/L	101%
Ethylbenzene	3,03	0,16	2,47	0,49	µg/L	82%
m,p-Xylene	1,41	0,08	1,21	0,24	µg/L	86%
o-Xylene	1,22	0,07	0,98	0,20	µg/L	80%



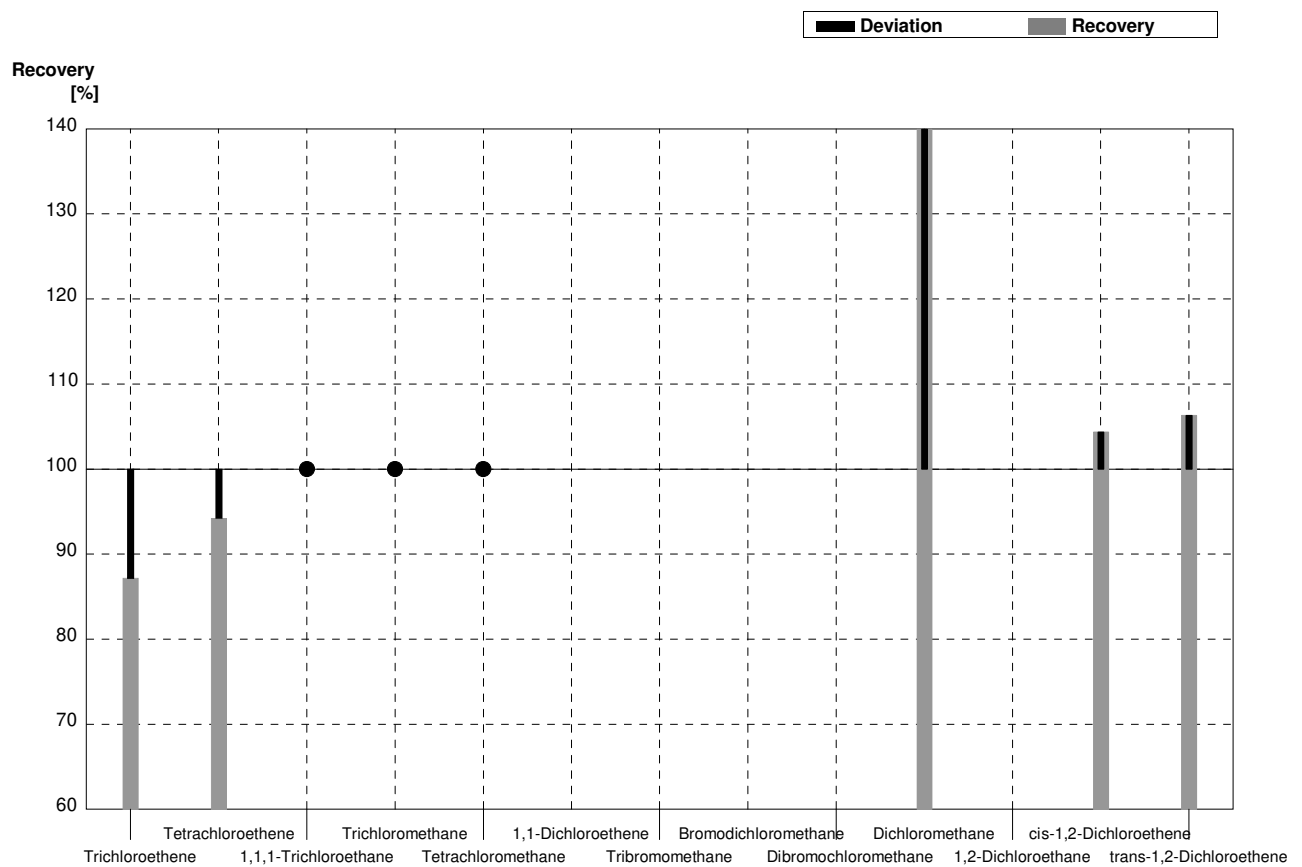
**Sample B-CB10B**  
**Laboratory K**

Parameter	Target value	± U (k=2)	Result	±	Unit	Recovery
MTBE	1,90	0,10	2,06	0,41	µg/L	108%
Benzene	0,82	0,05	0,85	0,17	µg/L	104%
Toluene	6,1	0,3	5,85	1,17	µg/L	96%
Ethylbenzene	0,74	0,05	0,64	0,13	µg/L	86%
m,p-Xylene	5,9	0,3	4,83	0,97	µg/L	82%
o-Xylene	4,36	0,22	3,66	0,73	µg/L	84%



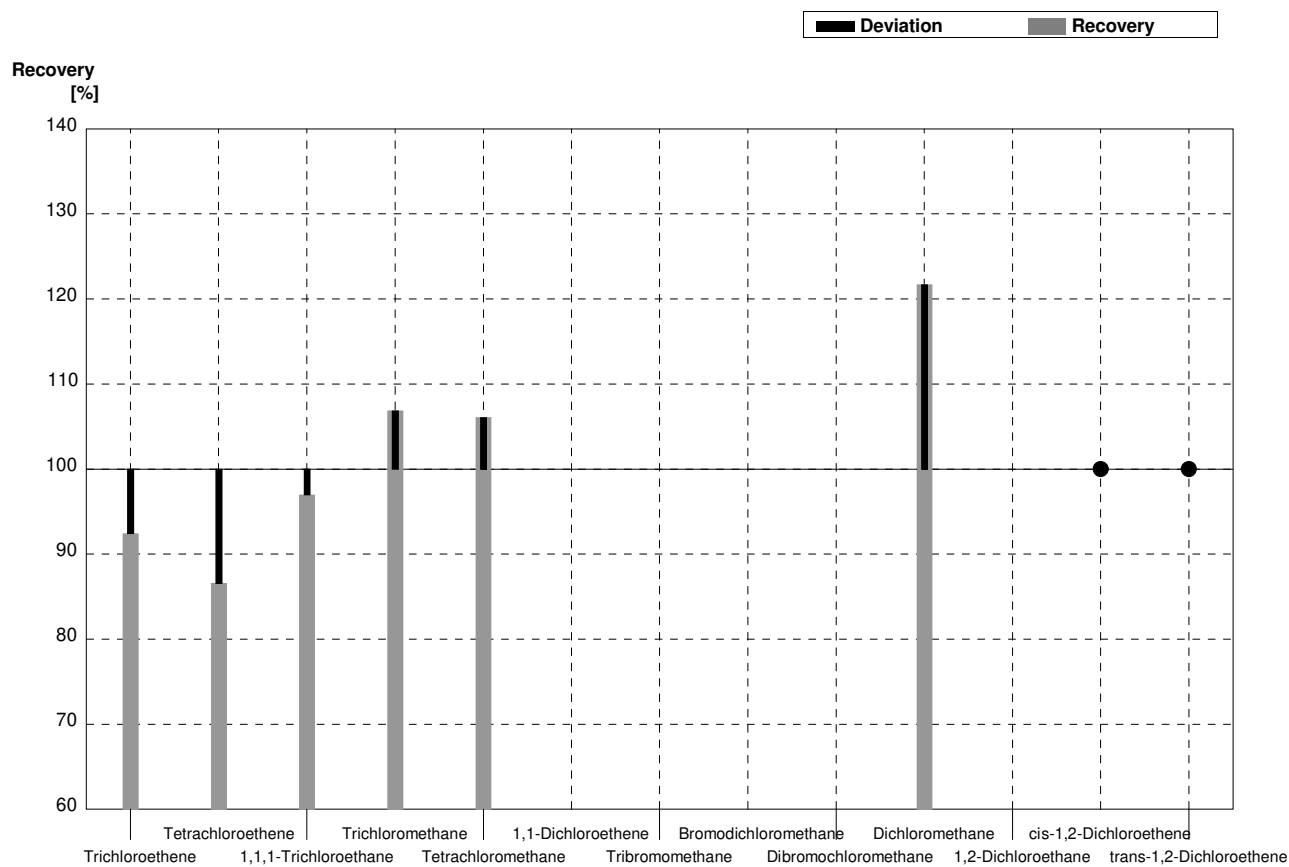
**Sample C-CB10A**  
**Laboratory K**

Parameter	Target value	± U (k=2)	Result	±	Unit	Recovery
Trichloroethene	2,73	0,14	2,38	0,48	µg/l	87%
Tetrachloroethene	1,04	0,06	0,98	0,20	µg/l	94%
1,1,1-Trichloroethane	<0,1		<0,50		µg/l	•
Trichloromethane	0,198	0,013	<0,50		µg/l	•
Tetrachloromethane	0,300	0,018	<0,50		µg/l	•
1,1-Dichloroethene	1,58	0,09			µg/l	
Tribromomethane	0,292	0,020			µg/l	
Bromodichloromethane	0,61	0,03			µg/l	
Dibromochloromethane	0,53	0,03			µg/l	
Dichloromethane	1,19	0,09	1,67	0,33	µg/l	140%
1,2-Dichloroethane	2,92	0,15			µg/l	
cis-1,2-Dichloroethene	1,14	0,06	1,19	0,24	µg/l	104%
trans-1,2-Dichloroethene	2,36	0,12	2,51	0,50	µg/l	106%



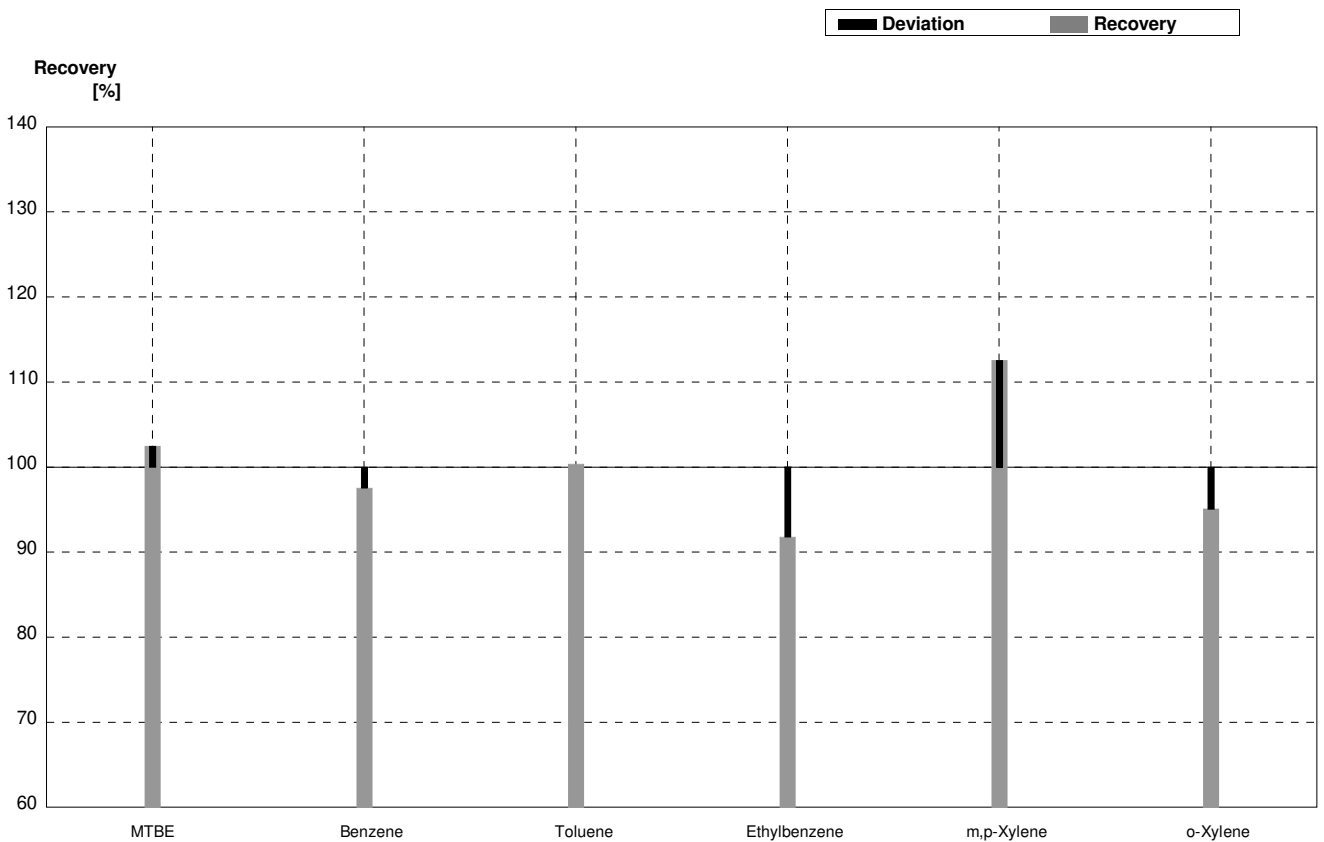
**Sample C-CB10B**  
**Laboratory K**

Parameter	Target value	± U (k=2)	Result	±	Unit	Recovery
Trichloroethene	1,19	0,06	1,10	0,22	µg/l	92%
Tetrachloroethene	1,49	0,08	1,29	0,26	µg/l	87%
1,1,1-Trichloroethane	0,99	0,05	0,96	0,19	µg/l	97%
Trichloromethane	2,48	0,13	2,65	0,53	µg/l	107%
Tetrachloromethane	1,48	0,08	1,57	0,31	µg/l	106%
1,1-Dichloroethene	3,33	0,18			µg/l	
Tribromomethane	0,96	0,05			µg/l	
Bromodichloromethane	<0,1				µg/l	
Dibromochloromethane	1,57	0,08			µg/l	
Dichloromethane	4,98	0,26	6,06	1,21	µg/l	122%
1,2-Dichloroethane	0,348	0,027			µg/l	
cis-1,2-Dichloroethene	<0,1		<0,50		µg/l	•
trans-1,2-Dichloroethene	0,332	0,027	<0,50		µg/l	•



**Sample B-CB10A**  
**Laboratory L**

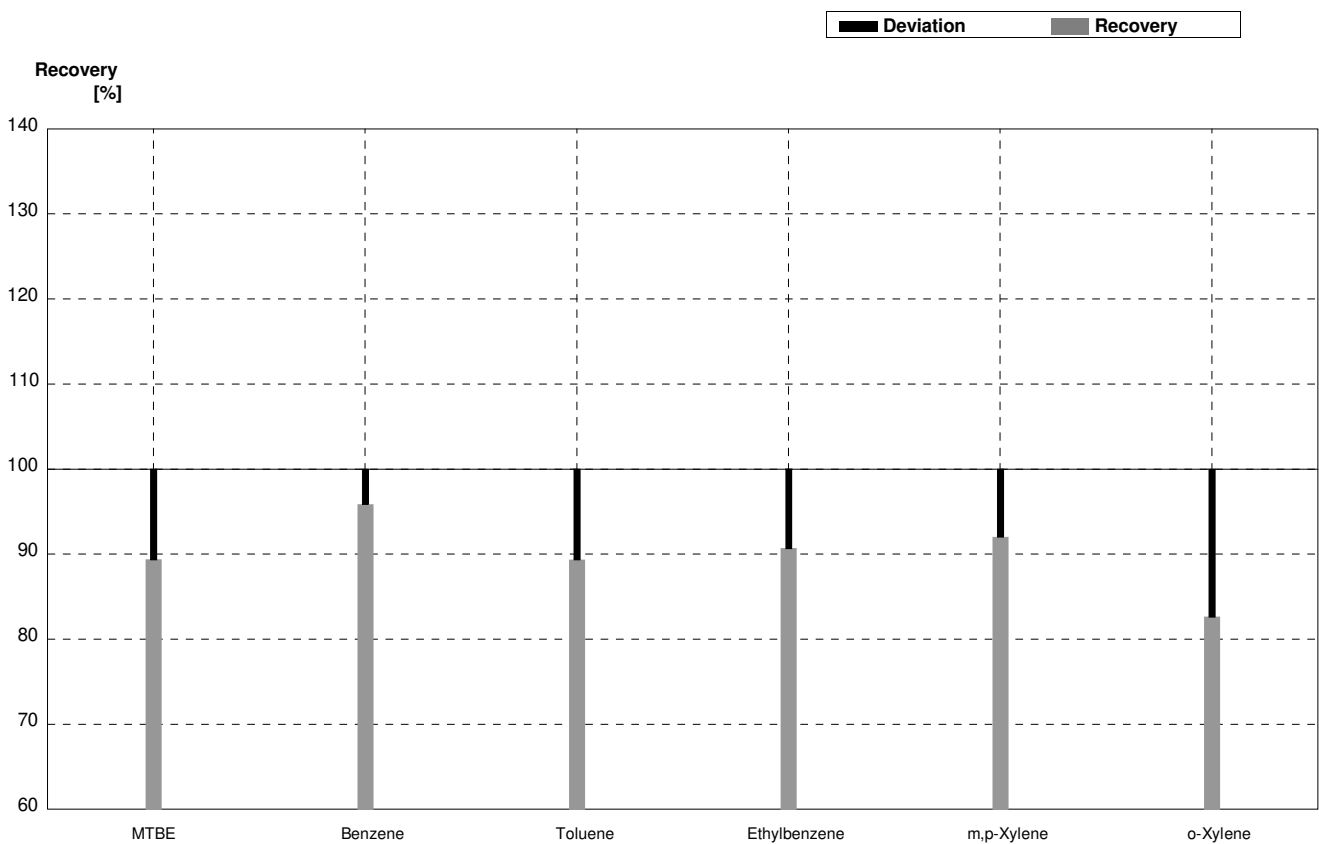
Parameter	Target value	± U (k=2)	Result	±	Unit	Recovery
MTBE	0,61	0,05	0,625	0,164	µg/L	102%
Benzene	3,75	0,19	3,658	1,401	µg/L	98%
Toluene	1,76	0,10	1,766	0,759	µg/L	100%
Ethylbenzene	3,03	0,16	2,781	1,363	µg/L	92%
m,p-Xylene	1,41	0,08	1,587	0,697	µg/L	113%
o-Xylene	1,22	0,07	1,160	0,503	µg/L	95%





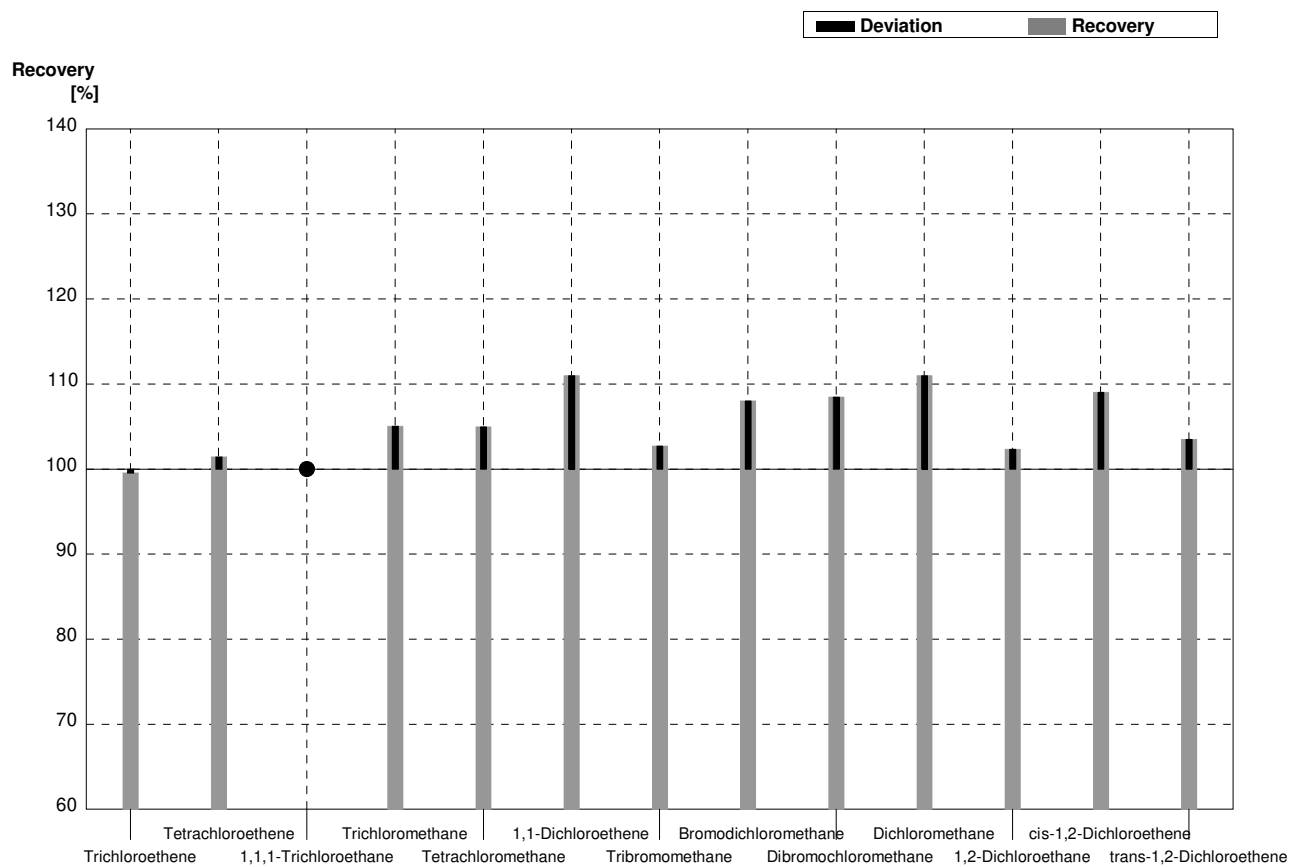
**Sample B-CB10B**  
**Laboratory L**

Parameter	Target value	± U (k=2)	Result	±	Unit	Recovery
MTBE	1,90	0,10	1,698	0,445	µg/L	89%
Benzene	0,82	0,05	0,786	0,301	µg/L	96%
Toluene	6,1	0,3	5,450	2,343	µg/L	89%
Ethylbenzene	0,74	0,05	0,671	0,329	µg/L	91%
m,p-Xylene	5,9	0,3	5,429	2,384	µg/L	92%
o-Xylene	4,36	0,22	3,603	1,564	µg/L	83%



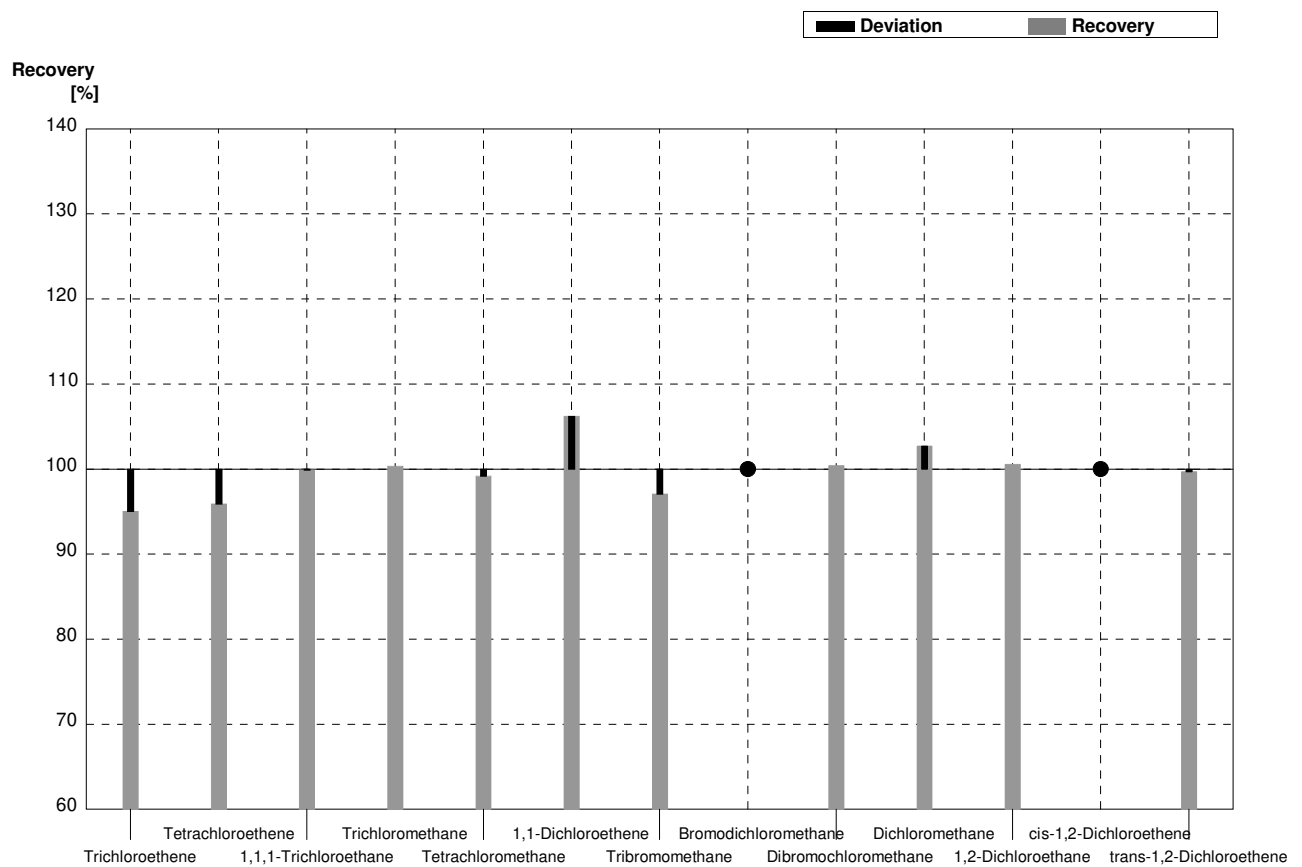
**Sample C-CB10A**  
**Laboratory L**

Parameter	Target value	± U (k=2)	Result	±	Unit	Recovery
Trichloroethene	2,73	0,14	2,718	1,134	µg/l	100%
Tetrachloroethene	1,04	0,06	1,055	0,452	µg/l	101%
1,1,1-Trichloroethane	<0,1		<0,100		µg/l	•
Trichloromethane	0,198	0,013	0,208	0,054	µg/l	105%
Tetrachloromethane	0,300	0,018	0,315	0,119	µg/l	105%
1,1-Dichloroethene	1,58	0,09	1,754	0,405	µg/l	111%
Tribromomethane	0,292	0,020	0,300	0,0960	µg/l	103%
Bromodichloromethane	0,61	0,03	0,659	0,162	µg/l	108%
Dibromochloromethane	0,53	0,03	0,575	0,137	µg/l	108%
Dichloromethane	1,19	0,09	1,321	0,260	µg/l	111%
1,2-Dichloroethane	2,92	0,15	2,989	0,810	µg/l	102%
cis-1,2-Dichloroethene	1,14	0,06	1,243	0,420	µg/l	109%
trans-1,2-Dichloroethene	2,36	0,12	2,443	0,777	µg/l	104%



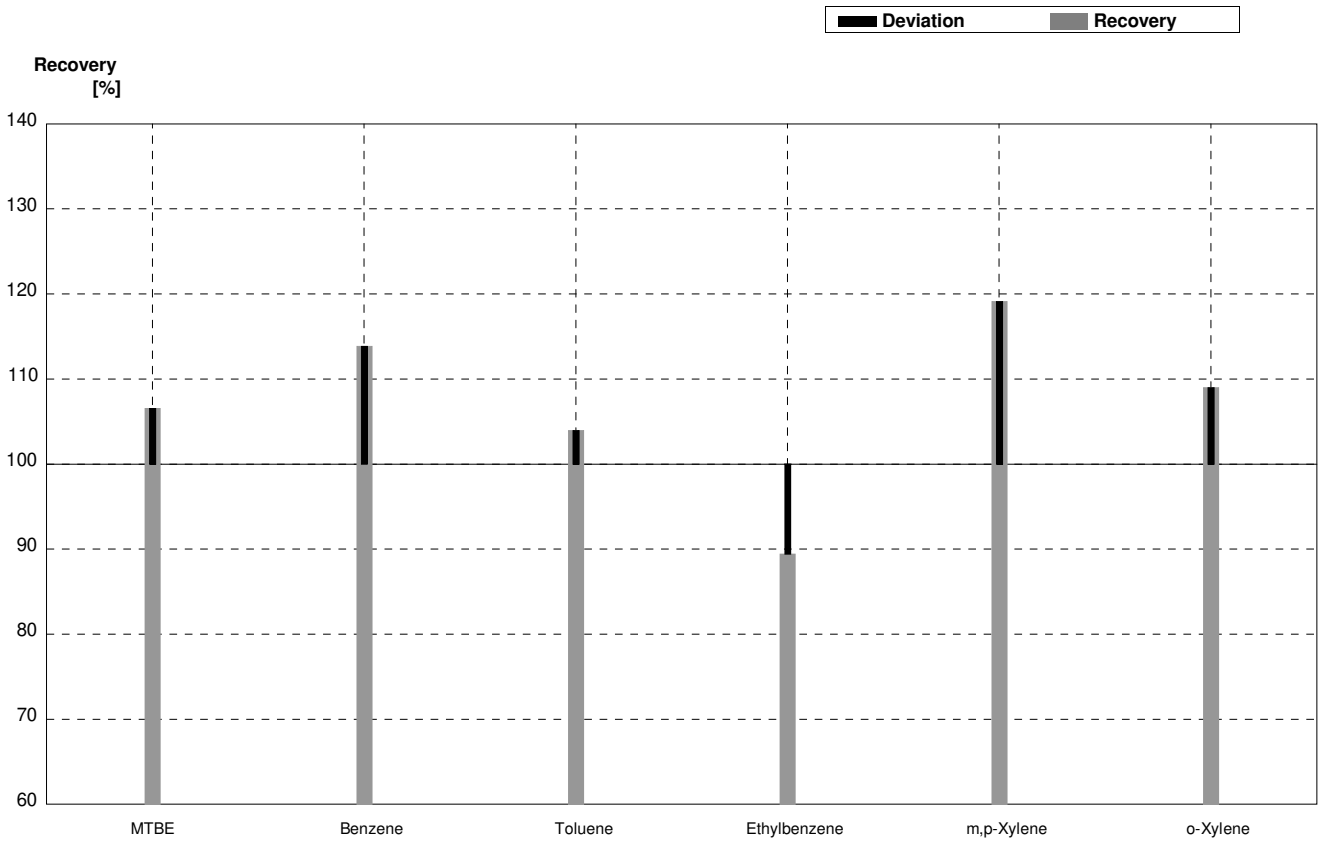
**Sample C-CB10B**  
**Laboratory L**

Parameter	Target value	± U (k=2)	Result	±	Unit	Recovery
Trichloroethene	1,19	0,06	1,131	0,472	µg/l	95%
Tetrachloroethene	1,49	0,08	1,429	0,613	µg/l	96%
1,1,1-Trichloroethane	0,99	0,05	0,989	0,289	µg/l	100%
Trichloromethane	2,48	0,13	2,489	0,650	µg/l	100%
Tetrachloromethane	1,48	0,08	1,468	0,555	µg/l	99%
1,1-Dichloroethene	3,33	0,18	3,537	0,817	µg/l	106%
Tribromomethane	0,96	0,05	0,932	0,298	µg/l	97%
Bromodichloromethane	<0,1		<0,100		µg/l	•
Dibromochloromethane	1,57	0,08	1,577	0,375	µg/l	100%
Dichloromethane	4,98	0,26	5,116	1,008	µg/l	103%
1,2-Dichloroethane	0,348	0,027	0,350	0,0949	µg/l	101%
cis-1,2-Dichloroethene	<0,1		<0,100		µg/l	•
trans-1,2-Dichloroethene	0,332	0,027	0,331	0,105	µg/l	100%



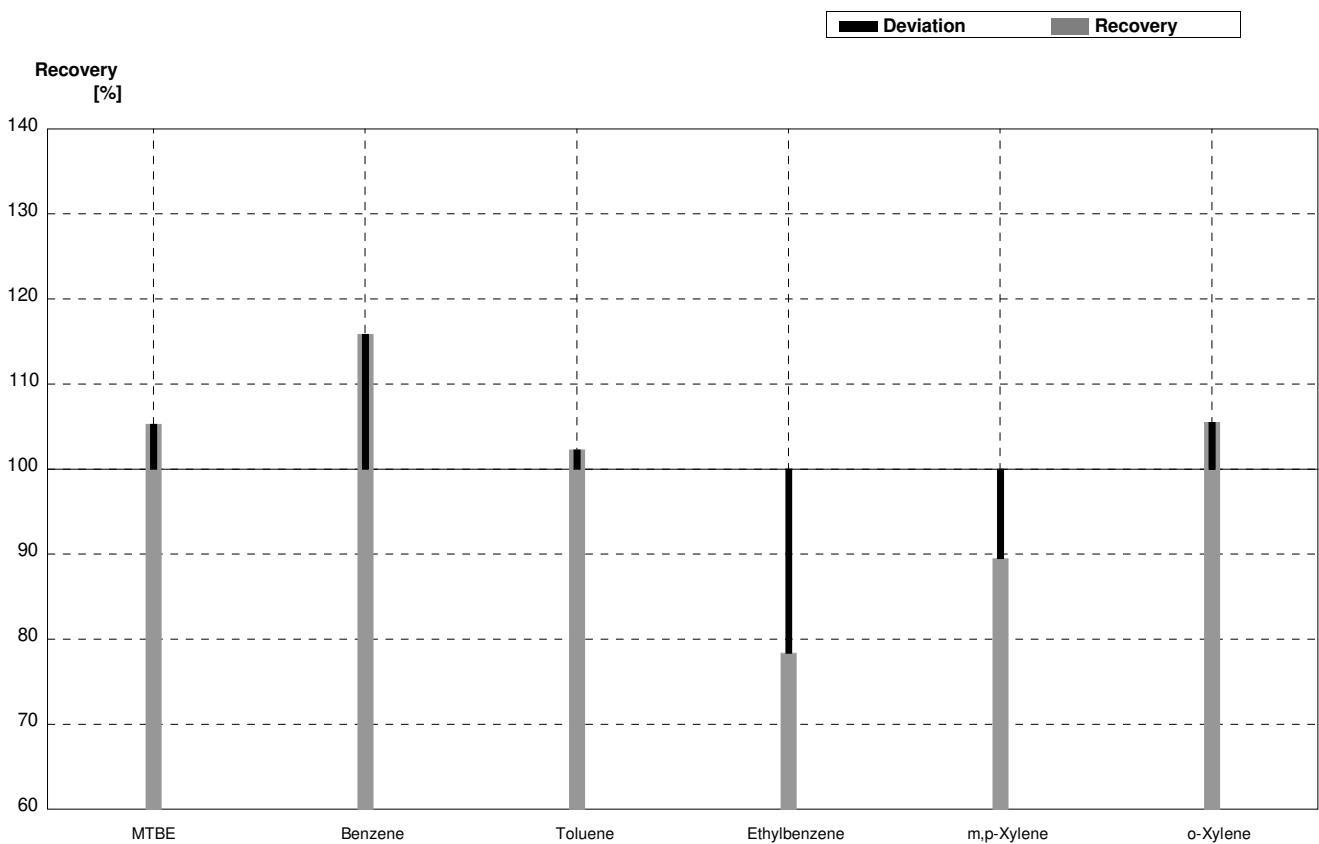
**Sample B-CB10A**  
**Laboratory M**

Parameter	Target value	± U (k=2)	Result	±	Unit	Recovery
MTBE	0,61	0,05	0,65	0,17	µg/L	107%
Benzene	3,75	0,19	4,27	1,11	µg/L	114%
Toluene	1,76	0,10	1,83	0,48	µg/L	104%
Ethylbenzene	3,03	0,16	2,71	0,70	µg/L	89%
m,p-Xylene	1,41	0,08	1,68	0,44	µg/L	119%
o-Xylene	1,22	0,07	1,33	0,34	µg/L	109%



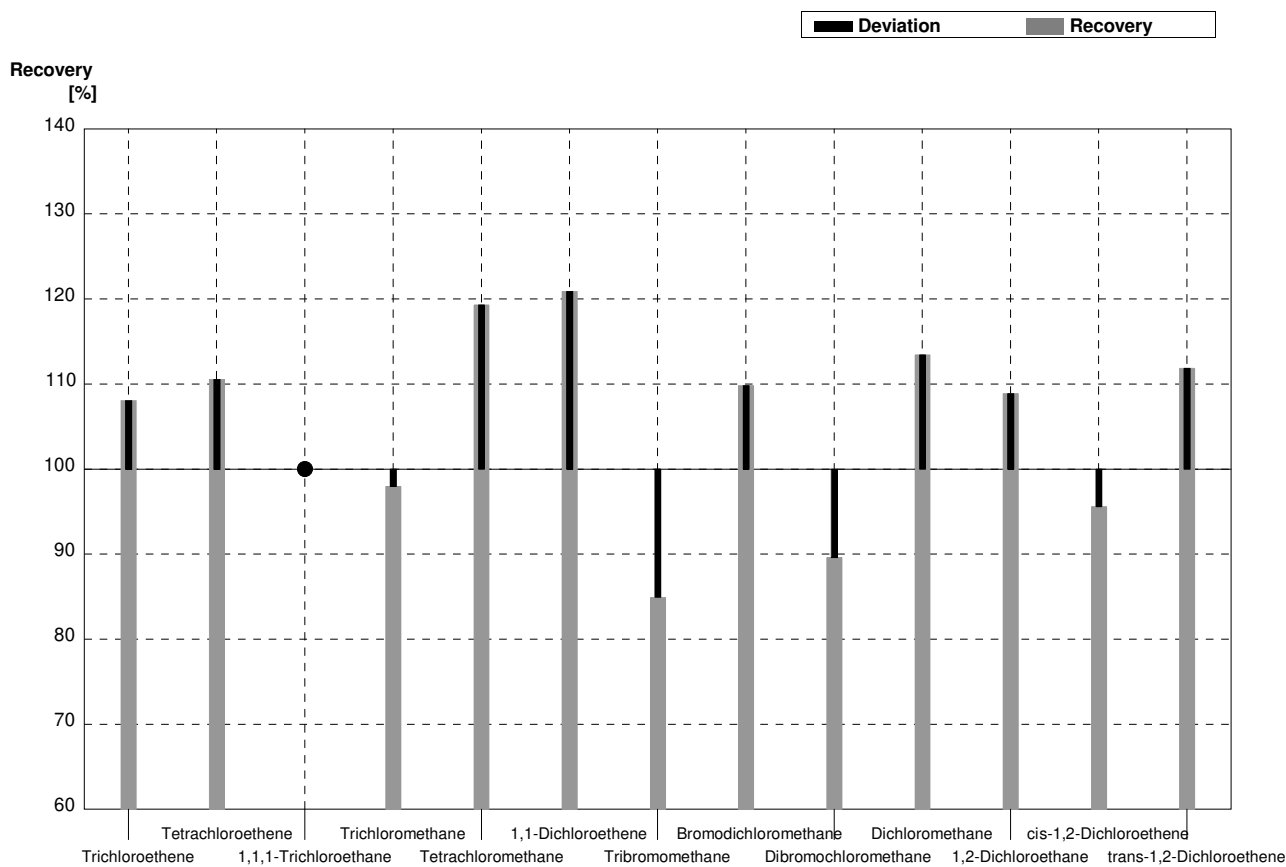
**Sample B-CB10B**  
**Laboratory M**

Parameter	Target value	± U (k=2)	Result	±	Unit	Recovery
MTBE	1,90	0,10	2,00	0,52	µg/L	105%
Benzene	0,82	0,05	0,95	0,25	µg/L	116%
Toluene	6,1	0,3	6,24	1,62	µg/L	102%
Ethylbenzene	0,74	0,05	0,58	0,15	µg/L	78%
m,p-Xylene	5,9	0,3	5,28	1,37	µg/L	89%
o-Xylene	4,36	0,22	4,60	1,20	µg/L	106%



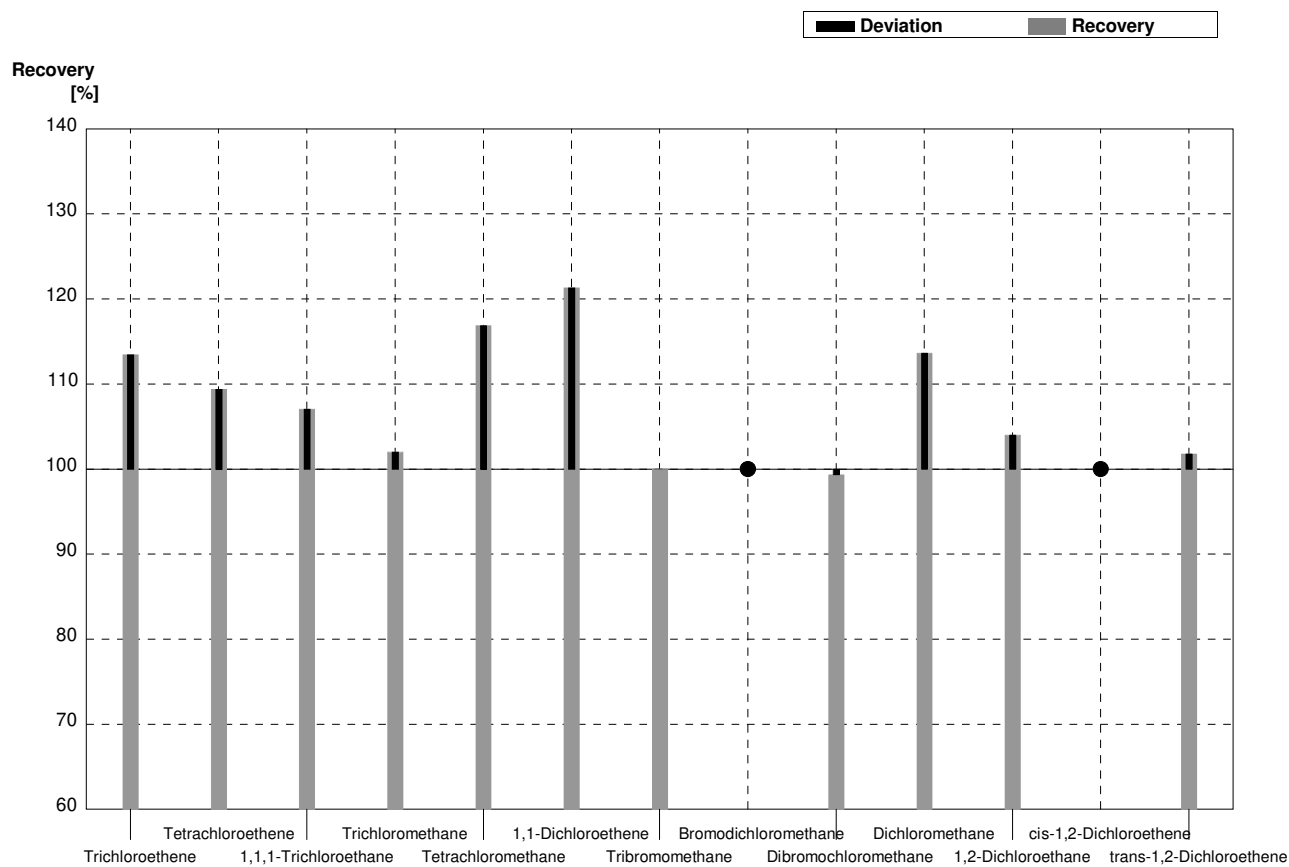
**Sample C-CB10A**  
**Laboratory M**

Parameter	Target value	± U (k=2)	Result	±	Unit	Recovery
Trichloroethene	2,73	0,14	2,95	0,77	µg/l	108%
Tetrachloroethene	1,04	0,06	1,15	0,30	µg/l	111%
1,1,1-Trichloroethane	<0,1		<0,1		µg/l	•
Trichloromethane	0,198	0,013	0,194	0,05	µg/l	98%
Tetrachloromethane	0,300	0,018	0,358	0,09	µg/l	119%
1,1-Dichloroethene	1,58	0,09	1,91	0,50	µg/l	121%
Tribromomethane	0,292	0,020	0,248	0,06	µg/l	85%
Bromodichloromethane	0,61	0,03	0,67	0,17	µg/l	110%
Dibromochloromethane	0,53	0,03	0,475	0,12	µg/l	90%
Dichloromethane	1,19	0,09	1,35	0,35	µg/l	113%
1,2-Dichloroethane	2,92	0,15	3,18	0,83	µg/l	109%
cis-1,2-Dichloroethene	1,14	0,06	1,09	0,28	µg/l	96%
trans-1,2-Dichloroethene	2,36	0,12	2,64	0,69	µg/l	112%



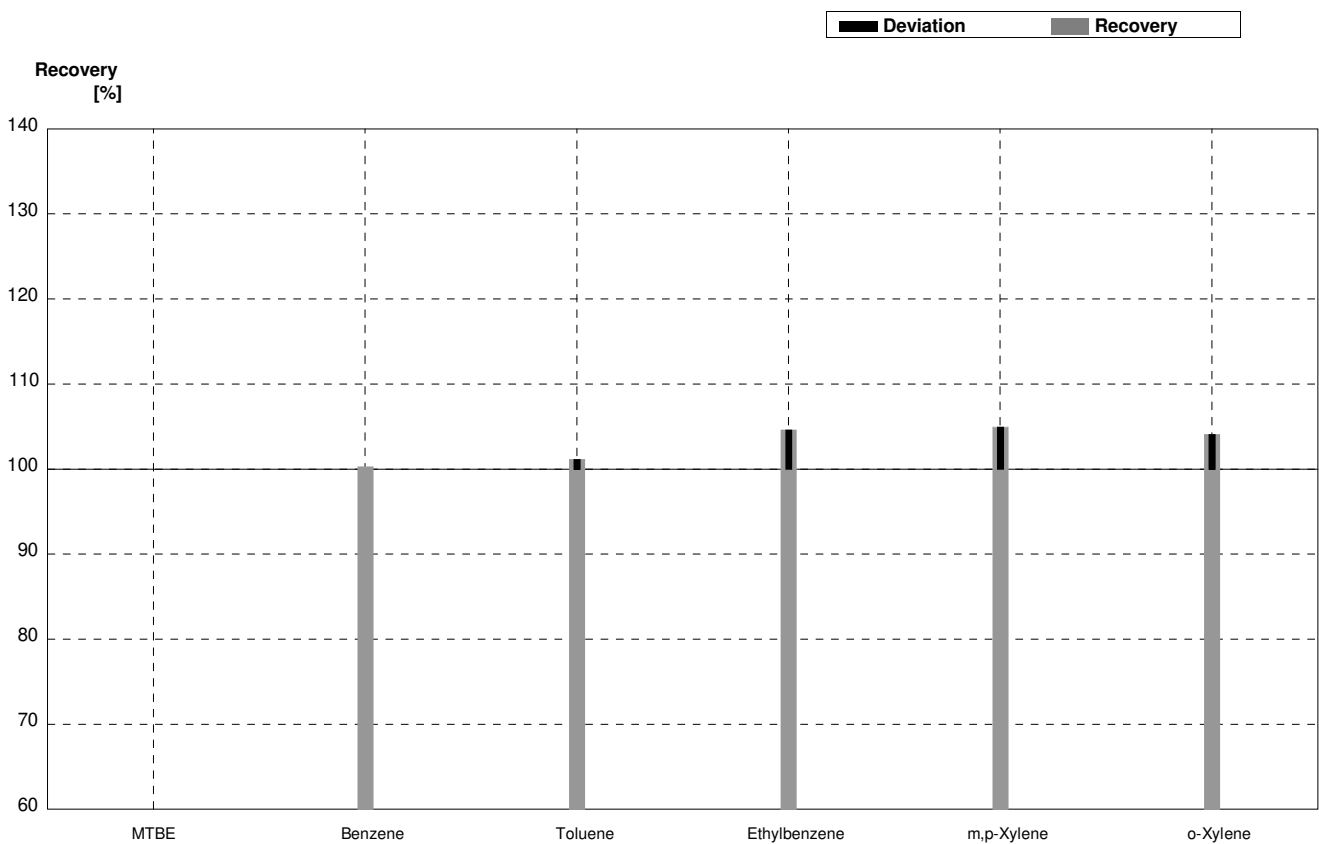
**Sample C-CB10B**  
**Laboratory M**

Parameter	Target value	± U (k=2)	Result	±	Unit	Recovery
Trichloroethene	1,19	0,06	1,35	0,35	µg/l	113%
Tetrachloroethene	1,49	0,08	1,63	0,42	µg/l	109%
1,1,1-Trichloroethane	0,99	0,05	1,06	0,28	µg/l	107%
Trichloromethane	2,48	0,13	2,53	0,66	µg/l	102%
Tetrachloromethane	1,48	0,08	1,73	0,45	µg/l	117%
1,1-Dichloroethene	3,33	0,18	4,04	1,05	µg/l	121%
Tribromomethane	0,96	0,05	0,96	0,25	µg/l	100%
Bromodichloromethane	<0,1		<0,1		µg/l	•
Dibromochloromethane	1,57	0,08	1,56	0,41	µg/l	99%
Dichloromethane	4,98	0,26	5,66	1,47	µg/l	114%
1,2-Dichloroethane	0,348	0,027	0,362	0,09	µg/l	104%
cis-1,2-Dichloroethene	<0,1		<0,1		µg/l	•
trans-1,2-Dichloroethene	0,332	0,027	0,338	0,09	µg/l	102%



**Sample B-CB10A**  
**Laboratory N**

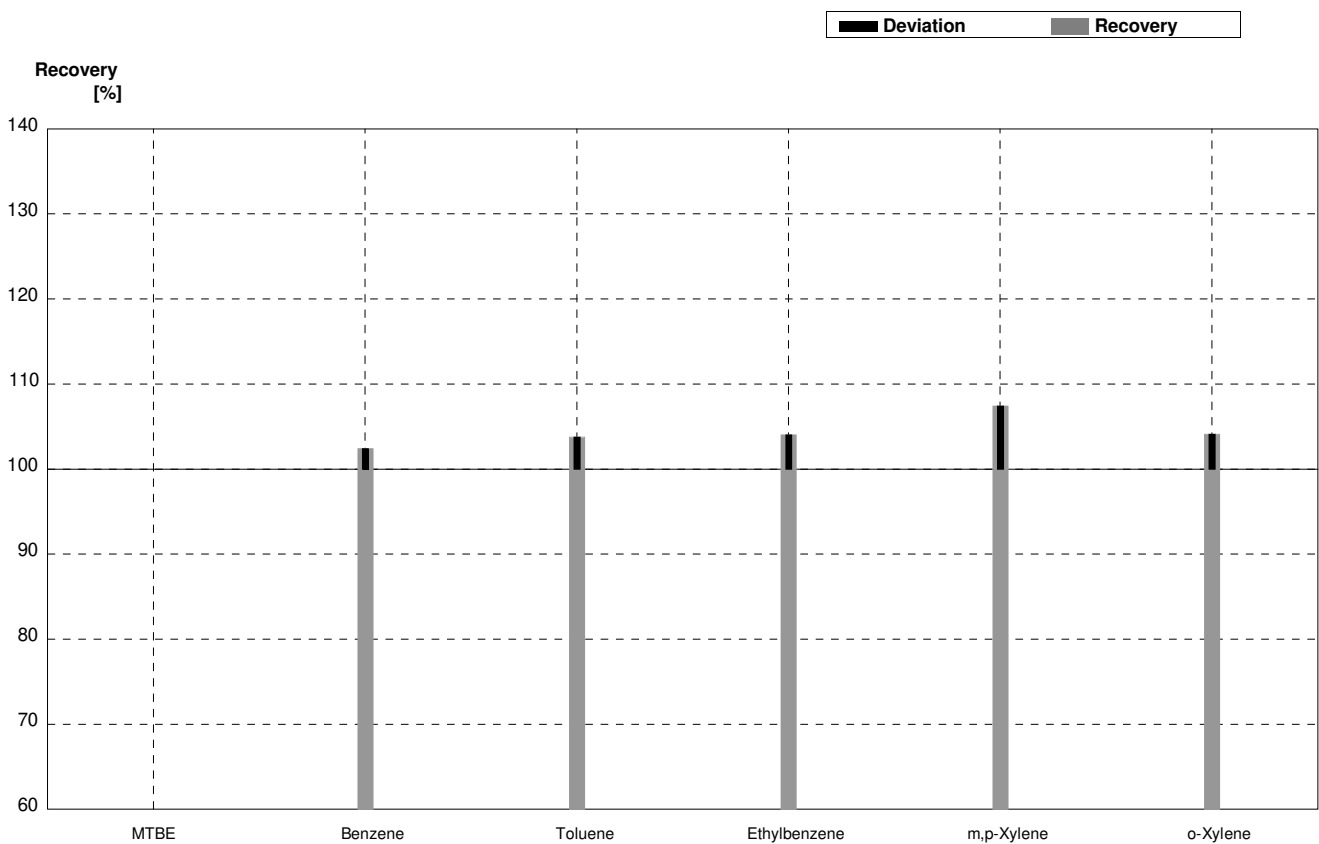
Parameter	Target value	± U (k=2)	Result	±	Unit	Recovery
MTBE	0,61	0,05			µg/L	
Benzene	3,75	0,19	3,76	0,75	µg/L	100%
Toluene	1,76	0,10	1,78	0,36	µg/L	101%
Ethylbenzene	3,03	0,16	3,17	0,63	µg/L	105%
m,p-Xylene	1,41	0,08	1,48	0,30	µg/L	105%
o-Xylene	1,22	0,07	1,27	0,25	µg/L	104%





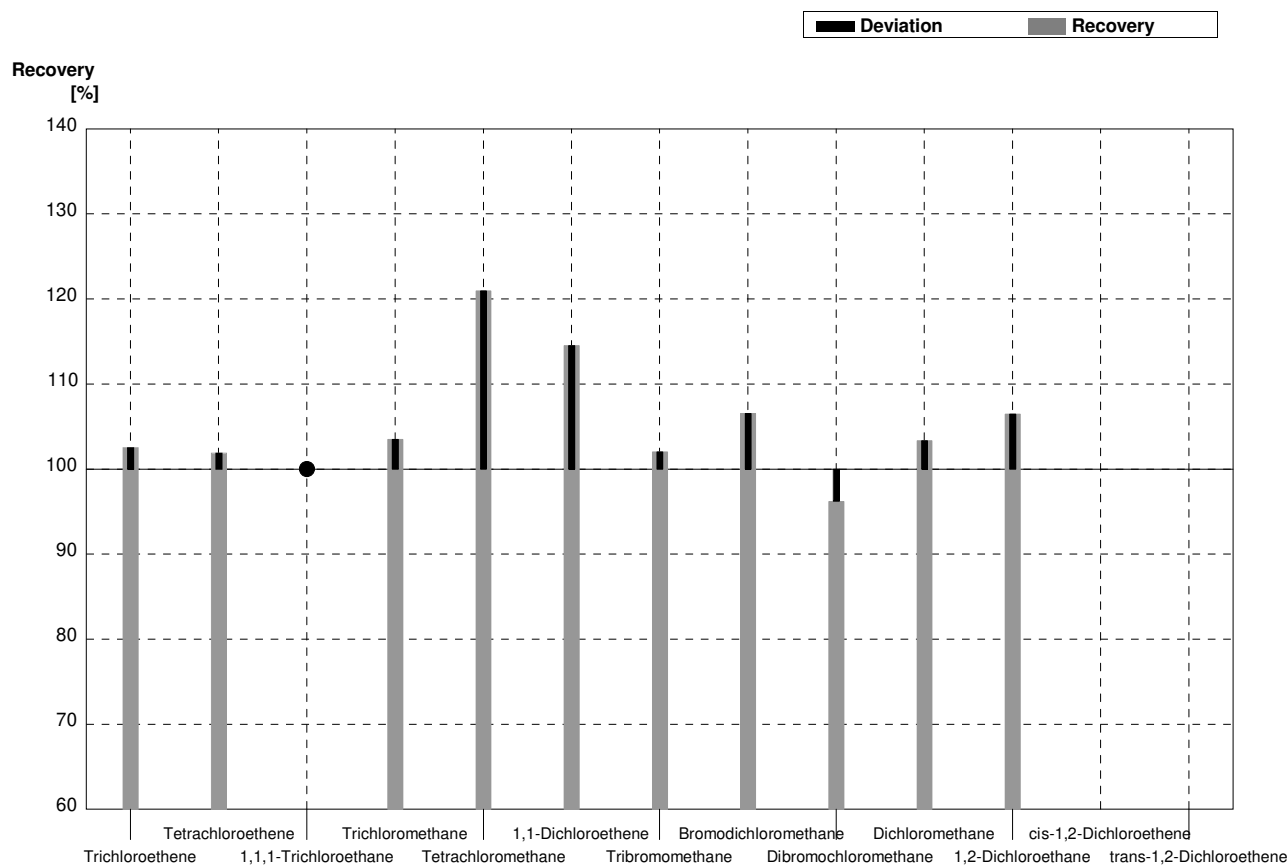
**Sample B-CB10B**  
**Laboratory N**

Parameter	Target value	± U (k=2)	Result	±	Unit	Recovery
MTBE	1,90	0,10			µg/L	
Benzene	0,82	0,05	0,84	0,17	µg/L	102%
Toluene	6,1	0,3	6,33	1,27	µg/L	104%
Ethylbenzene	0,74	0,05	0,77	0,15	µg/L	104%
m,p-Xylene	5,9	0,3	6,34	1,27	µg/L	107%
o-Xylene	4,36	0,22	4,54	0,91	µg/L	104%



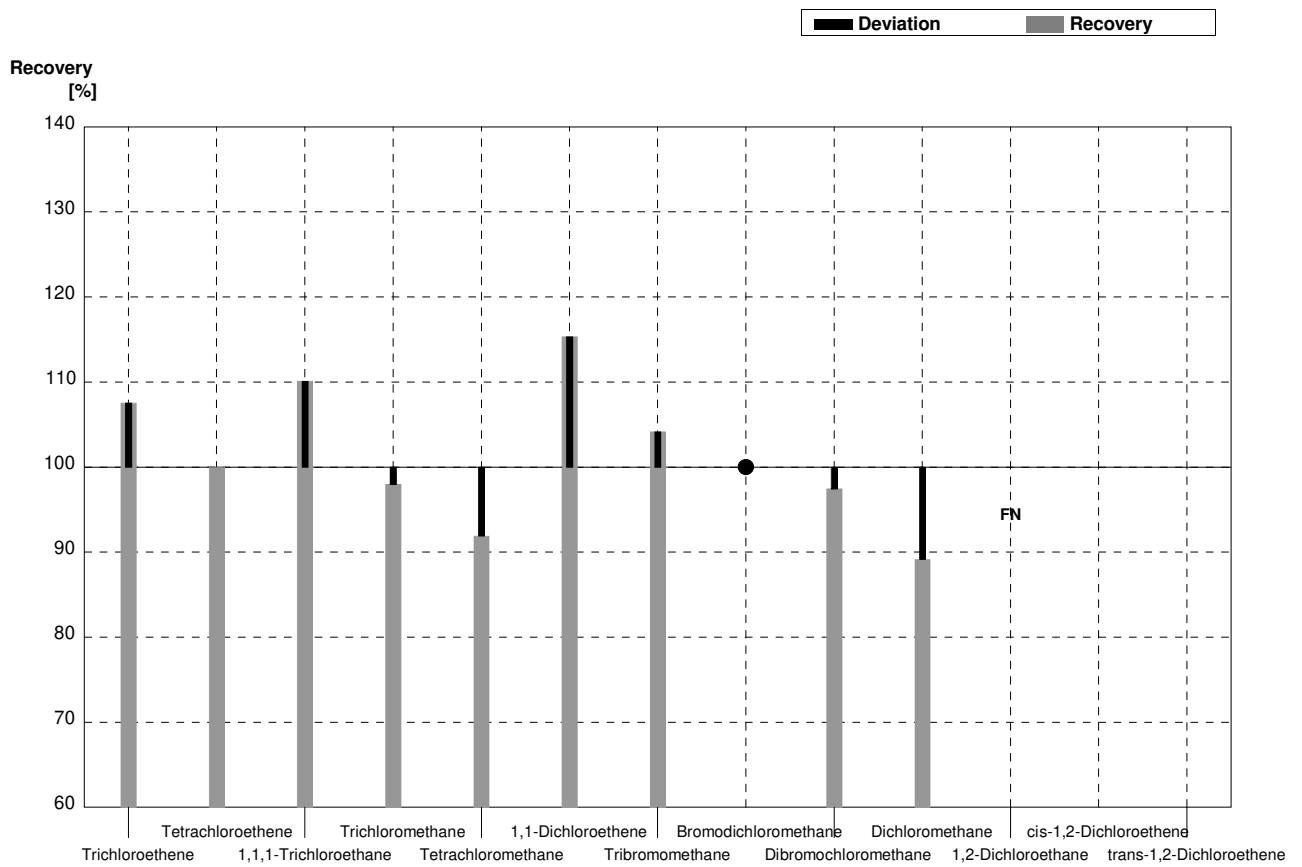
**Sample C-CB10A**  
**Laboratory N**

Parameter	Target value	± U (k=2)	Result	±	Unit	Recovery
Trichloroethene	2,73	0,14	2,80	0,56	µg/l	103%
Tetrachloroethene	1,04	0,06	1,06	0,21	µg/l	102%
1,1,1-Trichloroethane	<0,1		<0,1		µg/l	•
Trichloromethane	0,198	0,013	0,205	0,04	µg/l	104%
Tetrachloromethane	0,300	0,018	0,363	0,07	µg/l	121%
1,1-Dichloroethene	1,58	0,09	1,81	0,36	µg/l	115%
Tribromomethane	0,292	0,020	0,298	0,06	µg/l	102%
Bromodichloromethane	0,61	0,03	0,65	0,13	µg/l	107%
Dibromochloromethane	0,53	0,03	0,51	0,1	µg/l	96%
Dichloromethane	1,19	0,09	1,23	0,25	µg/l	103%
1,2-Dichloroethane	2,92	0,15	3,11	0,62	µg/l	107%
cis-1,2-Dichloroethene	1,14	0,06			µg/l	
trans-1,2-Dichloroethene	2,36	0,12			µg/l	



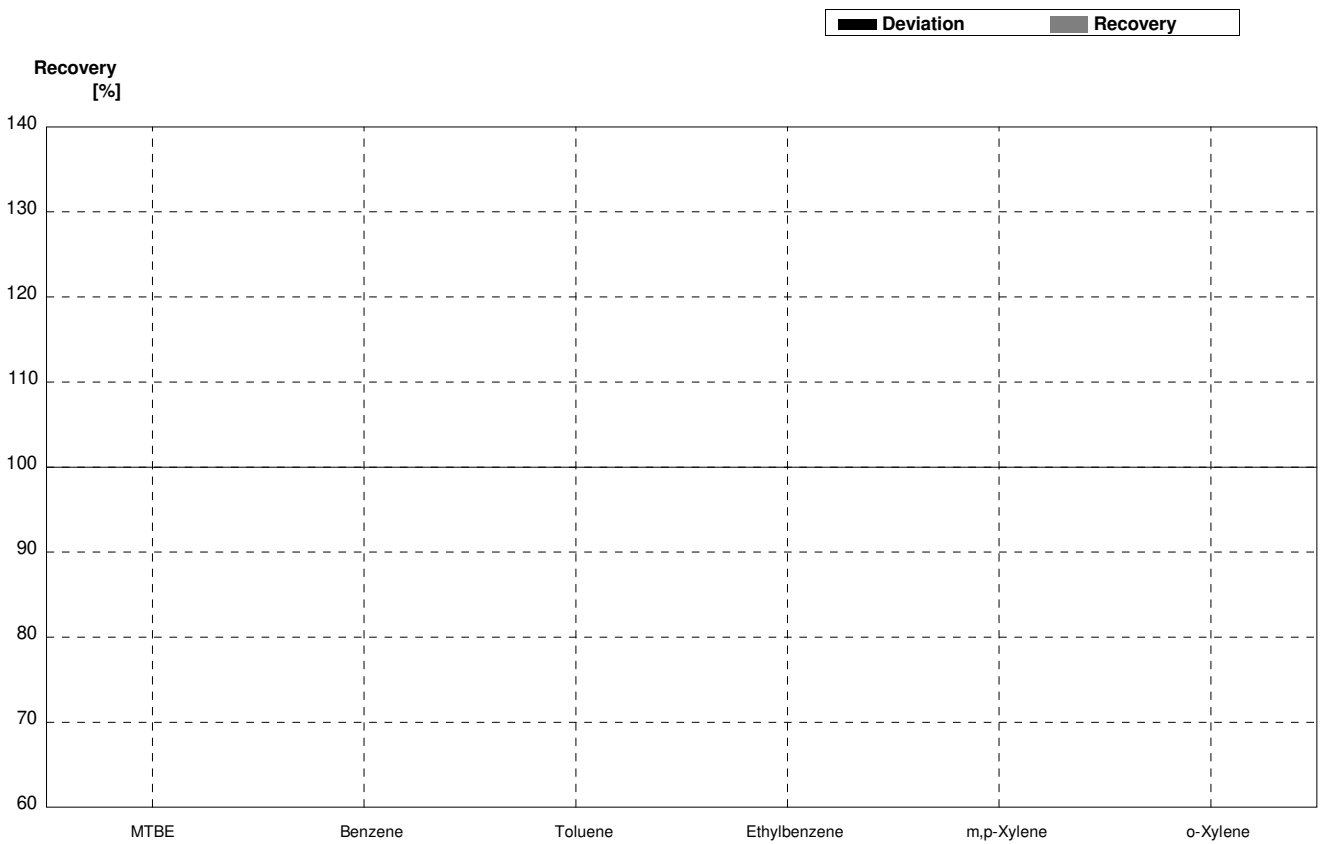
**Sample C-CB10B**  
**Laboratory N**

Parameter	Target value	± U (k=2)	Result	±	Unit	Recovery
Trichloroethene	1,19	0,06	1,28	0,26	µg/l	108%
Tetrachloroethene	1,49	0,08	1,49	0,3	µg/l	100%
1,1,1-Trichloroethane	0,99	0,05	1,09	0,22	µg/l	110%
Trichloromethane	2,48	0,13	2,43	0,49	µg/l	98%
Tetrachloromethane	1,48	0,08	1,36	0,27	µg/l	92%
1,1-Dichloroethene	3,33	0,18	3,84	0,77	µg/l	115%
Tribromomethane	0,96	0,05	1,00	0,2	µg/l	104%
Bromodichloromethane	<0,1		<0,1		µg/l	•
Dibromochloromethane	1,57	0,08	1,53	0,31	µg/l	97%
Dichloromethane	4,98	0,26	4,44	0,89	µg/l	89%
1,2-Dichloroethane	0,348	0,027	<0,1		µg/l	FN
cis-1,2-Dichloroethene	<0,1				µg/l	
trans-1,2-Dichloroethene	0,332	0,027			µg/l	



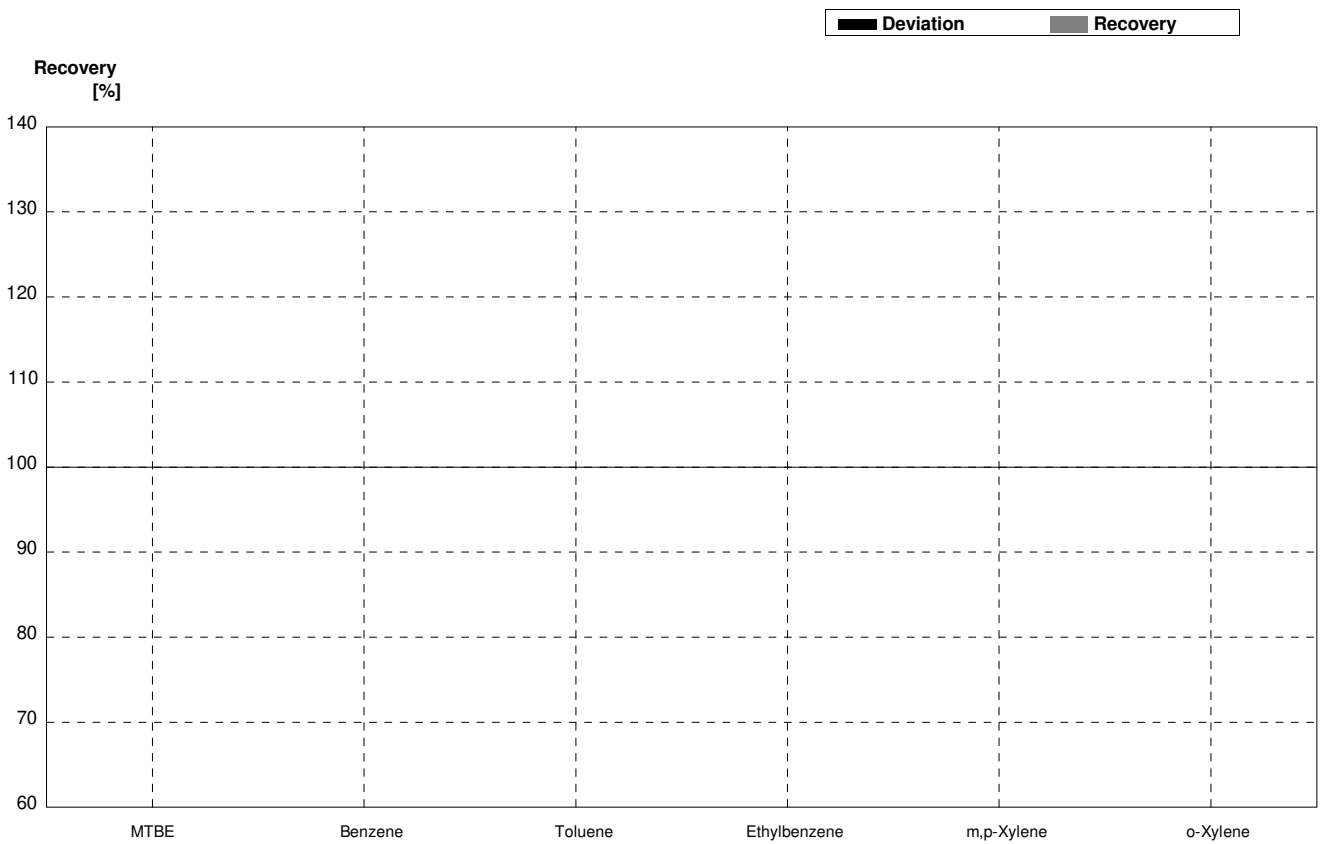
**Sample B-CB10A**  
**Laboratory O**

Parameter	Target value	$\pm U$ (k=2)	Result	$\pm$	Unit	Recovery
MTBE	0,61	0,05			$\mu\text{g/L}$	
Benzene	3,75	0,19			$\mu\text{g/L}$	
Toluene	1,76	0,10			$\mu\text{g/L}$	
Ethylbenzene	3,03	0,16			$\mu\text{g/L}$	
m,p-Xylene	1,41	0,08			$\mu\text{g/L}$	
o-Xylene	1,22	0,07			$\mu\text{g/L}$	



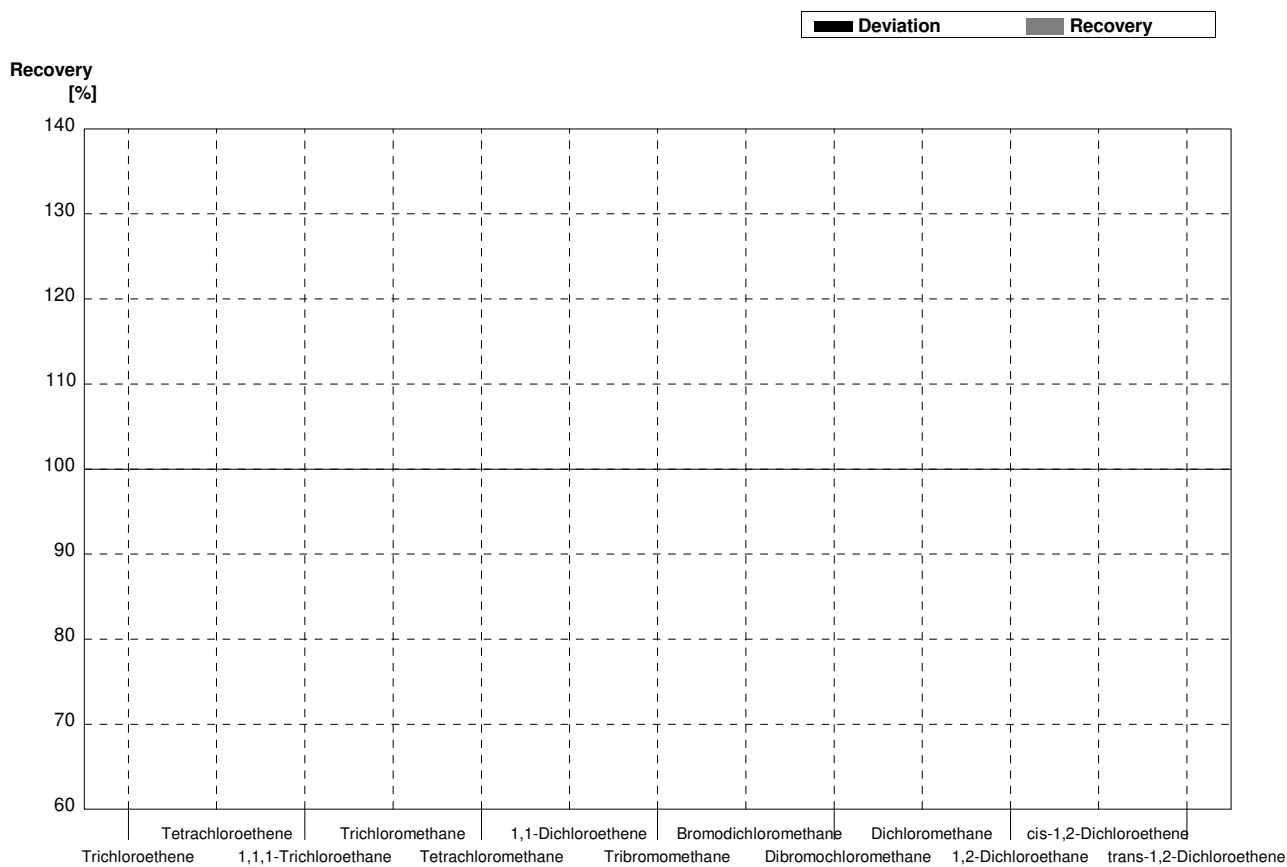
**Sample B-CB10B**  
**Laboratory O**

Parameter	Target value	± U (k=2)	Result	±	Unit	Recovery
MTBE	1,90	0,10			µg/L	
Benzene	0,82	0,05			µg/L	
Toluene	6,1	0,3			µg/L	
Ethylbenzene	0,74	0,05			µg/L	
m,p-Xylene	5,9	0,3			µg/L	
o-Xylene	4,36	0,22			µg/L	



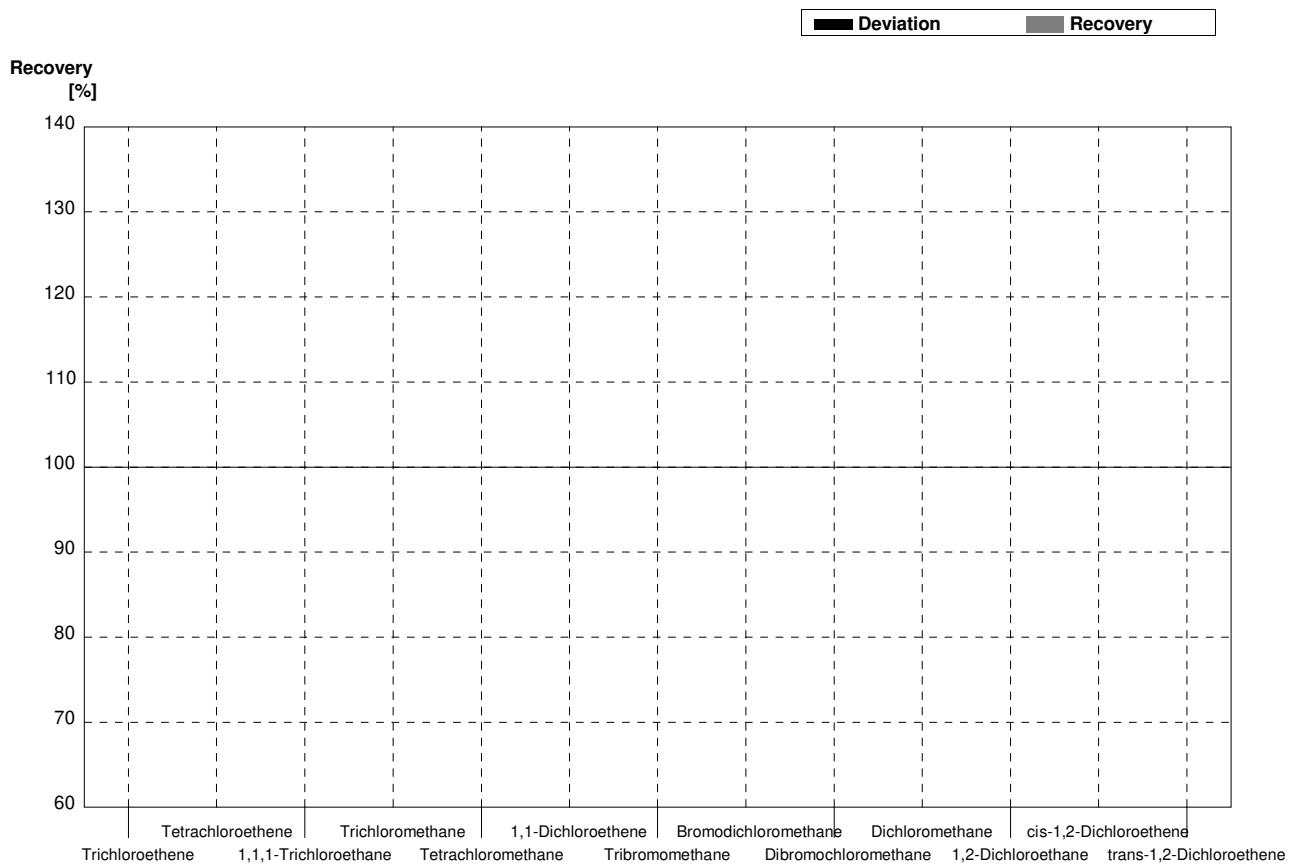
**Sample C-CB10A**  
**Laboratory O**

Parameter	Target value	± U (k=2)	Result	±	Unit	Recovery
Trichloroethene	2,73	0,14			µg/l	
Tetrachloroethene	1,04	0,06			µg/l	
1,1,1-Trichloroethane	<0,1				µg/l	
Trichloromethane	0,198	0,013			µg/l	
Tetrachloromethane	0,300	0,018			µg/l	
1,1-Dichloroethene	1,58	0,09			µg/l	
Tribromomethane	0,292	0,020			µg/l	
Bromodichloromethane	0,61	0,03			µg/l	
Dibromochloromethane	0,53	0,03			µg/l	
Dichloromethane	1,19	0,09			µg/l	
1,2-Dichloroethane	2,92	0,15			µg/l	
cis-1,2-Dichloroethene	1,14	0,06			µg/l	
trans-1,2-Dichloroethene	2,36	0,12			µg/l	



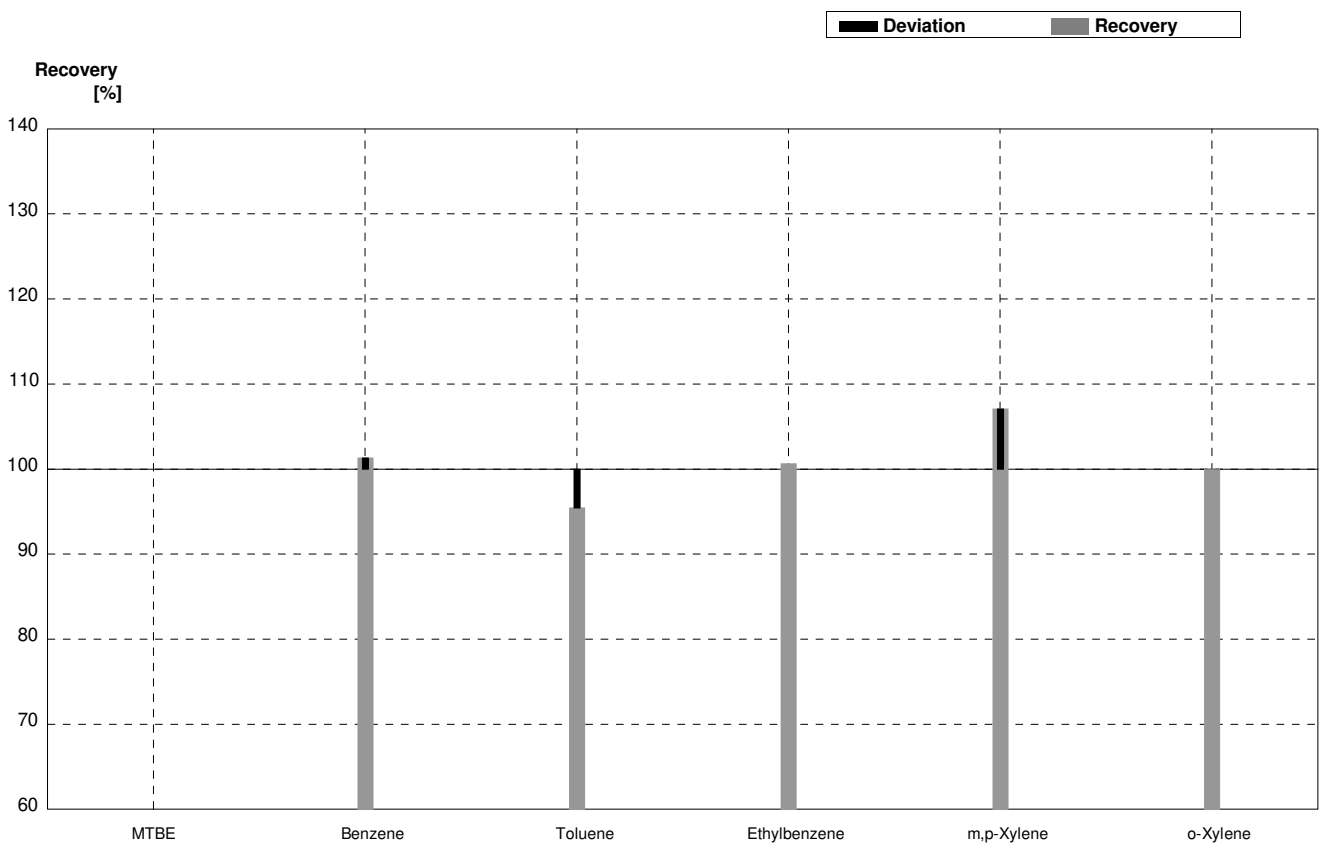
**Sample C-CB10B**  
**Laboratory O**

Parameter	Target value	± U (k=2)	Result	±	Unit	Recovery
Trichloroethene	1,19	0,06			µg/l	
Tetrachloroethene	1,49	0,08			µg/l	
1,1,1-Trichloroethane	0,99	0,05			µg/l	
Trichloromethane	2,48	0,13			µg/l	
Tetrachloromethane	1,48	0,08			µg/l	
1,1-Dichloroethene	3,33	0,18			µg/l	
Tribromomethane	0,96	0,05			µg/l	
Bromodichloromethane	<0,1				µg/l	
Dibromochloromethane	1,57	0,08			µg/l	
Dichloromethane	4,98	0,26			µg/l	
1,2-Dichloroethane	0,348	0,027			µg/l	
cis-1,2-Dichloroethene	<0,1				µg/l	
trans-1,2-Dichloroethene	0,332	0,027			µg/l	



**Sample B-CB10A**  
**Laboratory P**

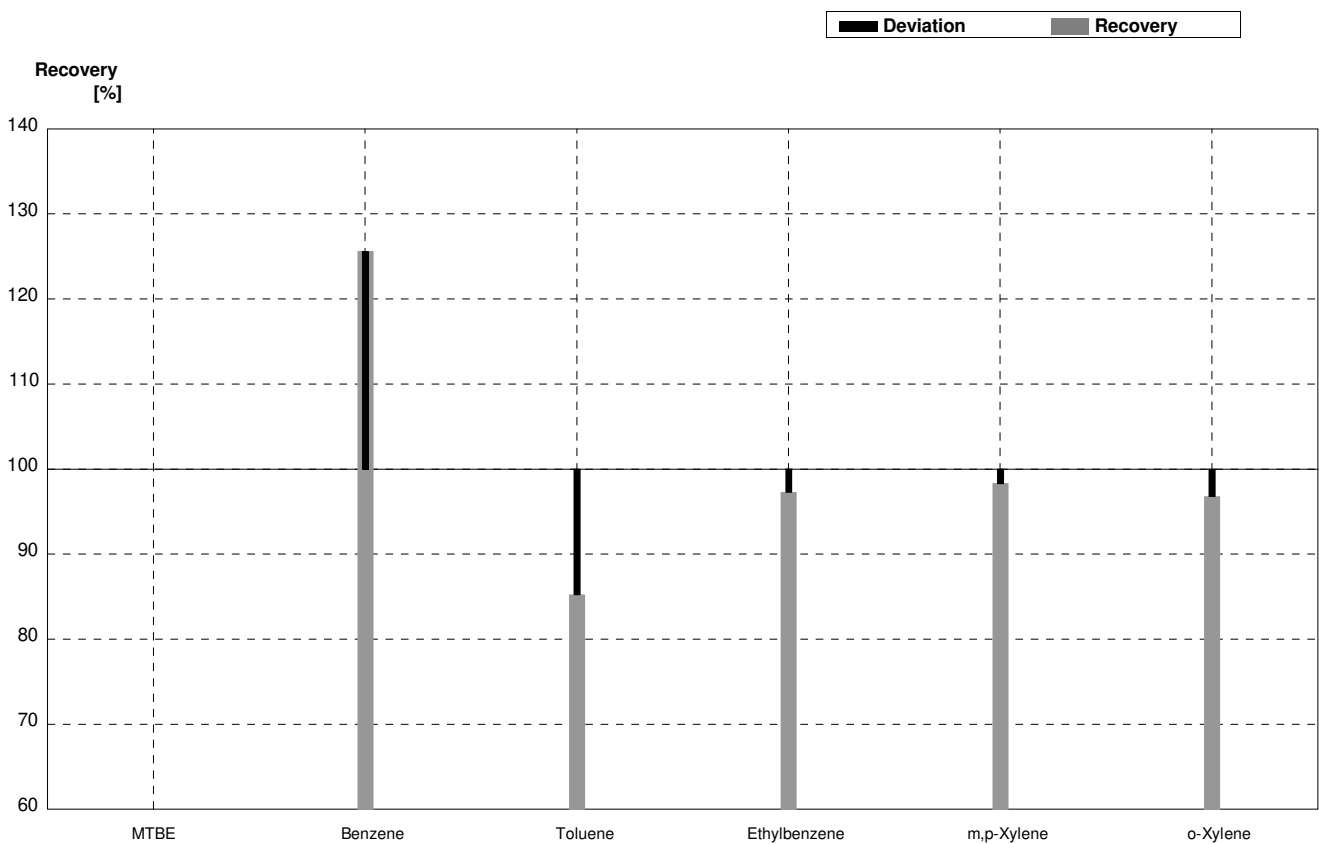
Parameter	Target value	± U (k=2)	Result	±	Unit	Recovery
MTBE	0,61	0,05			µg/L	
Benzene	3,75	0,19	3,80	0,068	µg/L	101%
Toluene	1,76	0,10	1,68	0,151	µg/L	95%
Ethylbenzene	3,03	0,16	3,05	0,178	µg/L	101%
m,p-Xylene	1,41	0,08	1,51	0,213	µg/L	107%
o-Xylene	1,22	0,07	1,22	0,058	µg/L	100%





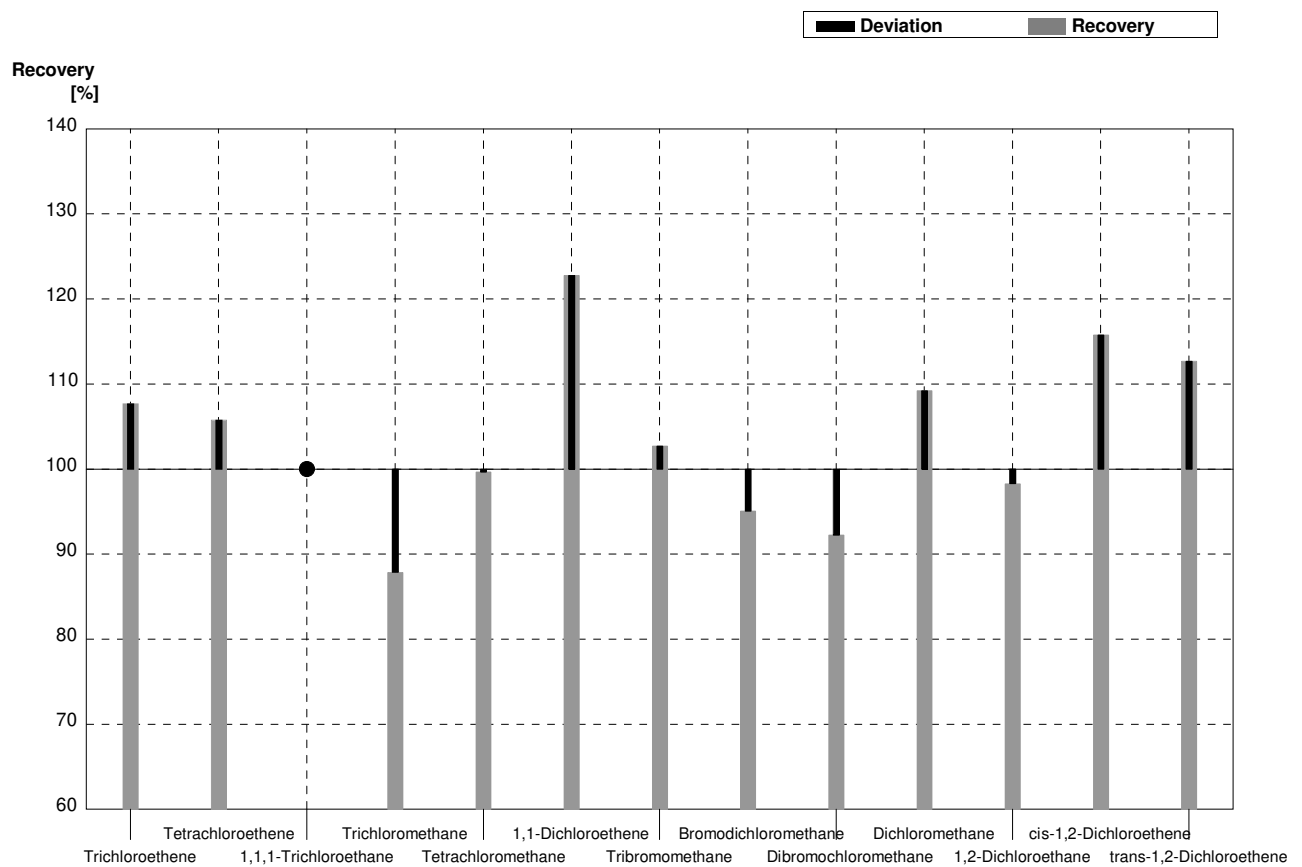
**Sample B-CB10B**  
**Laboratory P**

Parameter	Target value	± U (k=2)	Result	±	Unit	Recovery
MTBE	1,90	0,10			µg/L	
Benzene	0,82	0,05	1,03	0,078	µg/L	126%
Toluene	6,1	0,3	5,2	0,61	µg/L	85%
Ethylbenzene	0,74	0,05	0,72	0,143	µg/L	97%
m,p-Xylene	5,9	0,3	5,8	0,215	µg/L	98%
o-Xylene	4,36	0,22	4,22	0,070	µg/L	97%



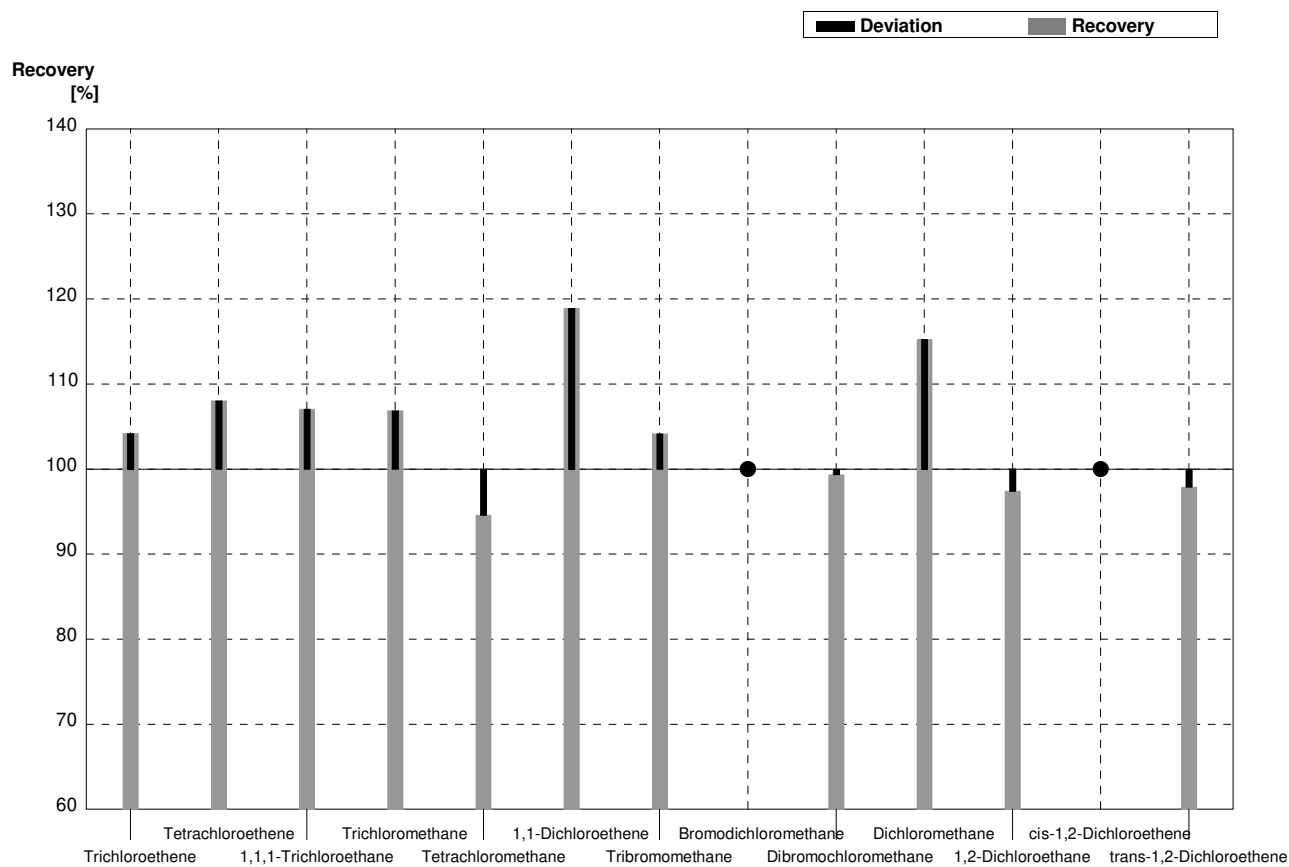
**Sample C-CB10A**  
**Laboratory P**

Parameter	Target value	± U (k=2)	Result	±	Unit	Recovery
Trichloroethene	2,73	0,14	2,94	0,110	µg/l	108%
Tetrachloroethene	1,04	0,06	1,10	0,034	µg/l	106%
1,1,1-Trichloroethane	<0,1		<0,050		µg/l	•
Trichloromethane	0,198	0,013	0,174	0,012	µg/l	88%
Tetrachloromethane	0,300	0,018	0,299	0,014	µg/l	100%
1,1-Dichloroethene	1,58	0,09	1,94	0,036	µg/l	123%
Tribromomethane	0,292	0,020	0,300	0,008	µg/l	103%
Bromodichloromethane	0,61	0,03	0,58	0,130	µg/l	95%
Dibromochloromethane	0,53	0,03	0,489	0,109	µg/l	92%
Dichloromethane	1,19	0,09	1,30	0,092	µg/l	109%
1,2-Dichloroethane	2,92	0,15	2,87	0,128	µg/l	98%
cis-1,2-Dichloroethene	1,14	0,06	1,32	0,074	µg/l	116%
trans-1,2-Dichloroethene	2,36	0,12	2,66	0,126	µg/l	113%



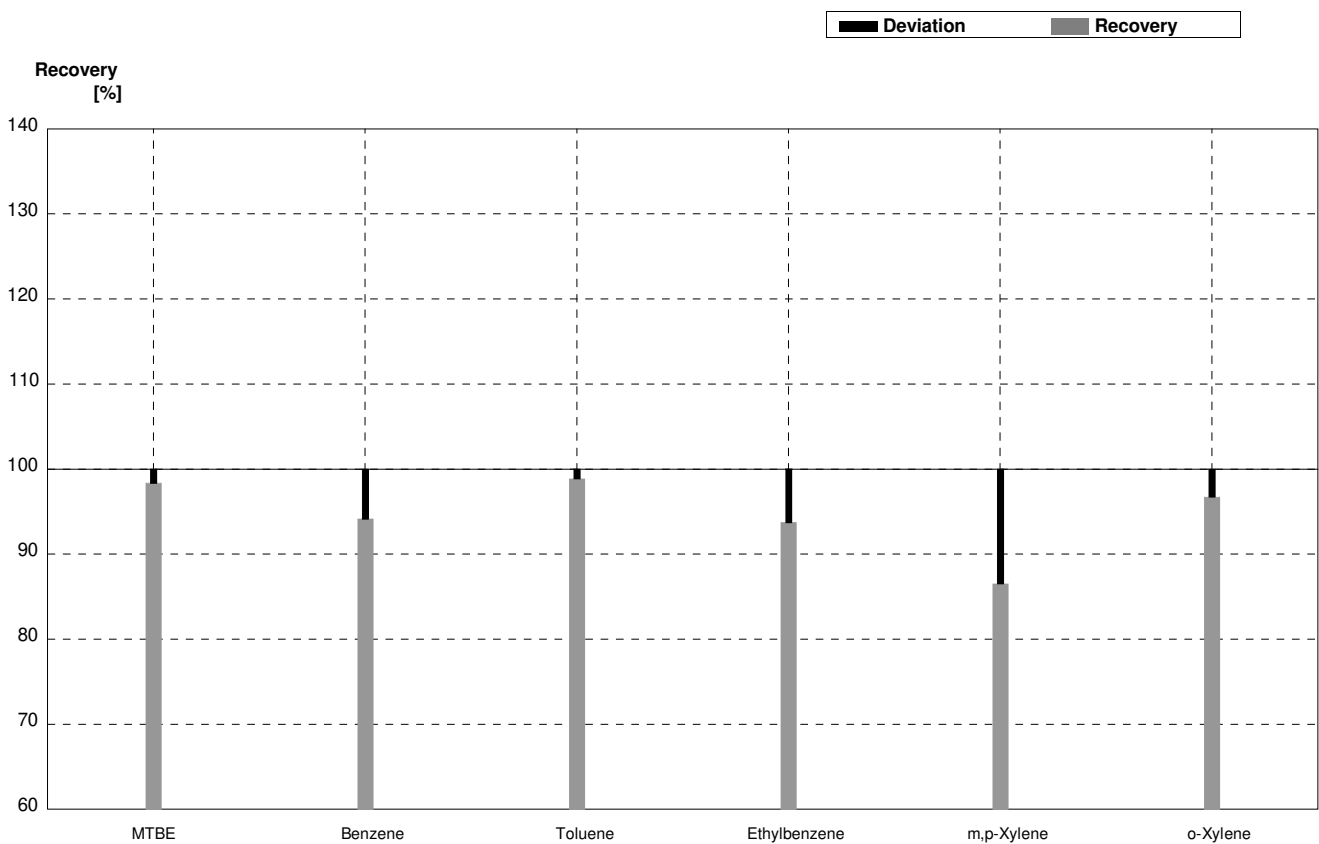
**Sample C-CB10B**  
**Laboratory P**

Parameter	Target value	± U (k=2)	Result	±	Unit	Recovery
Trichloroethene	1,19	0,06	1,24	0,084	µg/l	104%
Tetrachloroethene	1,49	0,08	1,61	0,031	µg/l	108%
1,1,1-Trichloroethane	0,99	0,05	1,06	0,111	µg/l	107%
Trichloromethane	2,48	0,13	2,65	0,093	µg/l	107%
Tetrachloromethane	1,48	0,08	1,40	0,125	µg/l	95%
1,1-Dichloroethene	3,33	0,18	3,96	0,073	µg/l	119%
Tribromomethane	0,96	0,05	1,00	0,087	µg/l	104%
Bromodichloromethane	<0,1		<0,05		µg/l	•
Dibromochloromethane	1,57	0,08	1,56	0,101	µg/l	99%
Dichloromethane	4,98	0,26	5,74	0,224	µg/l	115%
1,2-Dichloroethane	0,348	0,027	0,339	0,008	µg/l	97%
cis-1,2-Dichloroethene	<0,1		<0,05		µg/l	•
trans-1,2-Dichloroethene	0,332	0,027	0,325	0,016	µg/l	98%



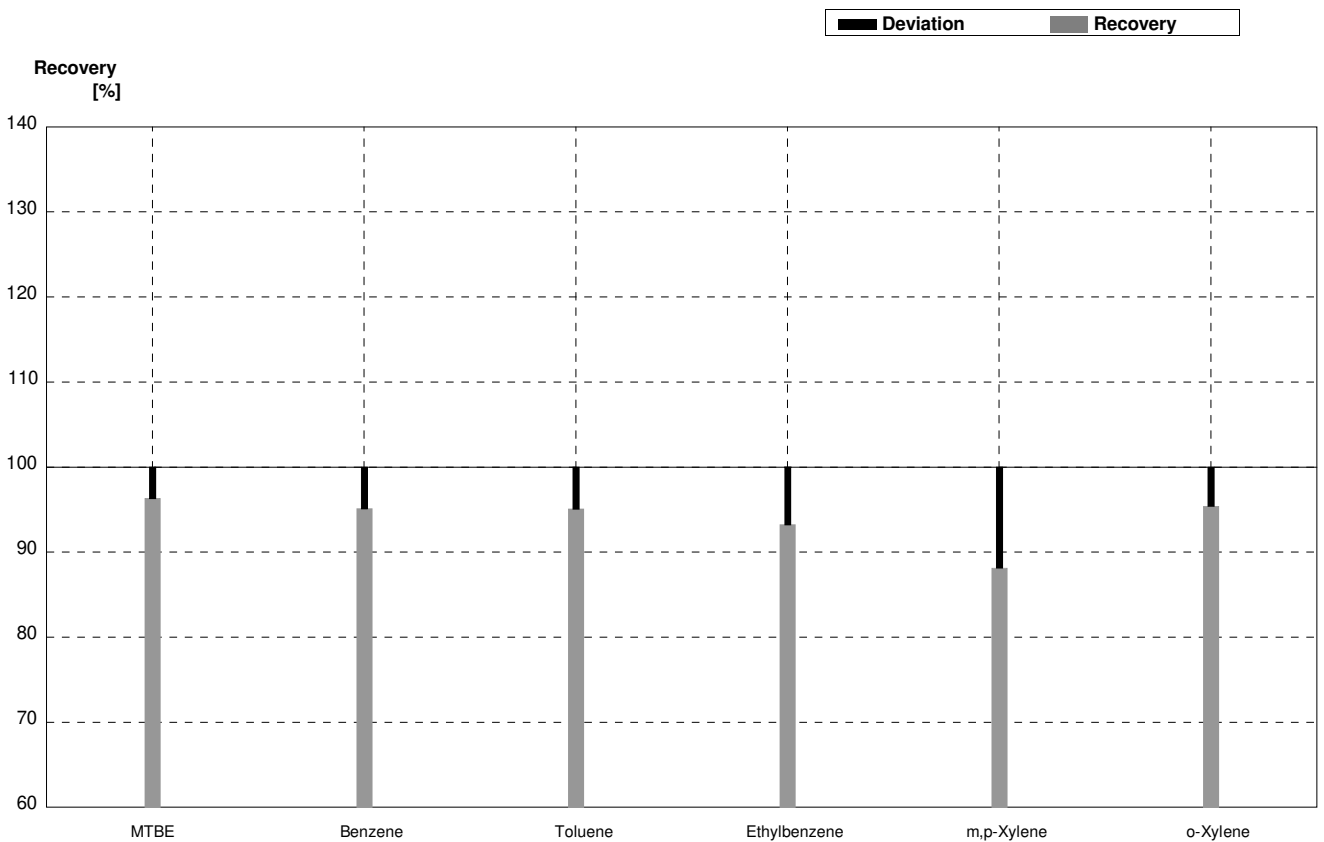
**Sample B-CB10A**  
**Laboratory Q**

Parameter	Target value	± U (k=2)	Result	±	Unit	Recovery
MTBE	0,61	0,05	0,60	0,11	µg/L	98%
Benzene	3,75	0,19	3,53	0,63	µg/L	94%
Toluene	1,76	0,10	1,74	0,31	µg/L	99%
Ethylbenzene	3,03	0,16	2,84	0,51	µg/L	94%
m,p-Xylene	1,41	0,08	1,22	0,22	µg/L	87%
o-Xylene	1,22	0,07	1,18	0,21	µg/L	97%



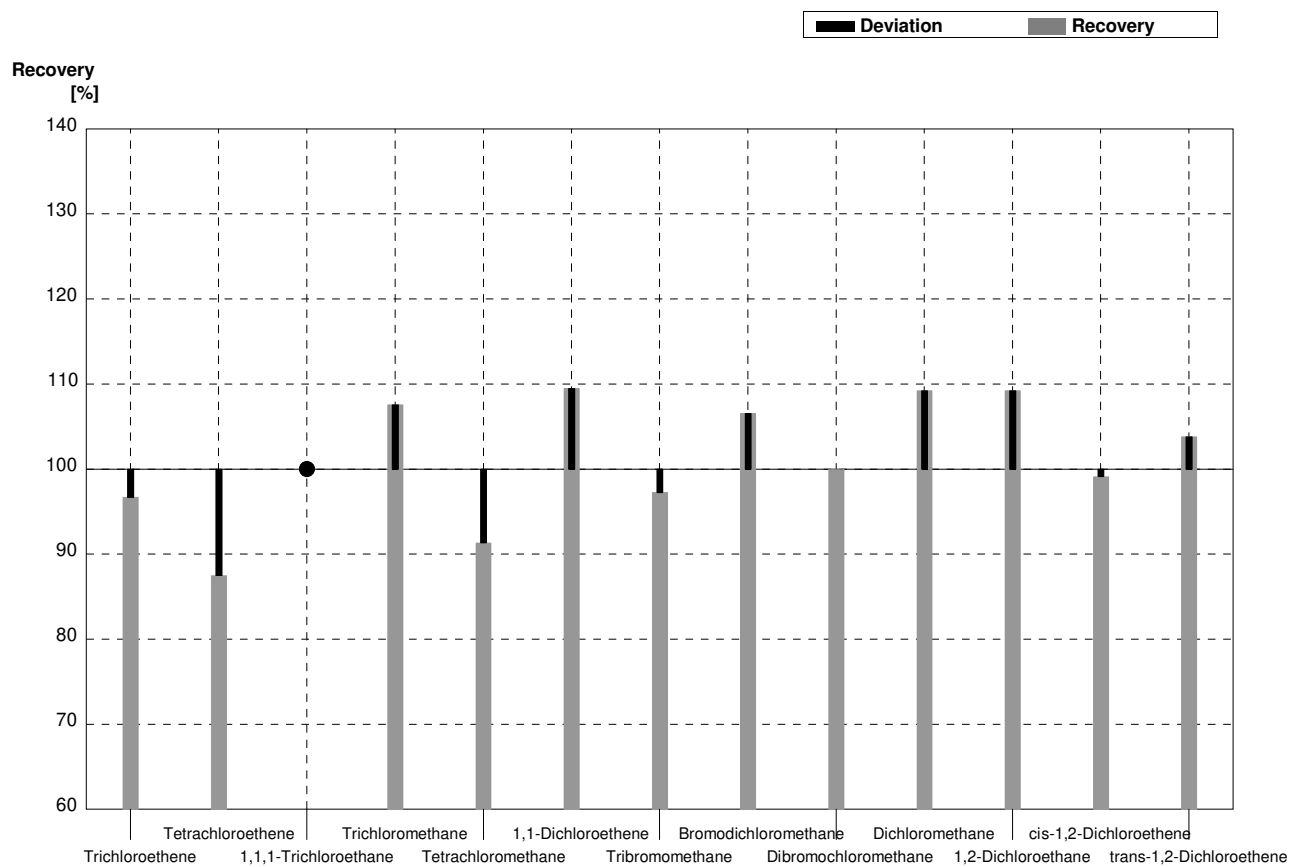
**Sample B-CB10B**  
**Laboratory Q**

Parameter	Target value	± U (k=2)	Result	±	Unit	Recovery
MTBE	1,90	0,10	1,83	0,33	µg/L	96%
Benzene	0,82	0,05	0,78	0,14	µg/L	95%
Toluene	6,1	0,3	5,8	1,04	µg/L	95%
Ethylbenzene	0,74	0,05	0,69	0,12	µg/L	93%
m,p-Xylene	5,9	0,3	5,2	0,94	µg/L	88%
o-Xylene	4,36	0,22	4,16	0,75	µg/L	95%



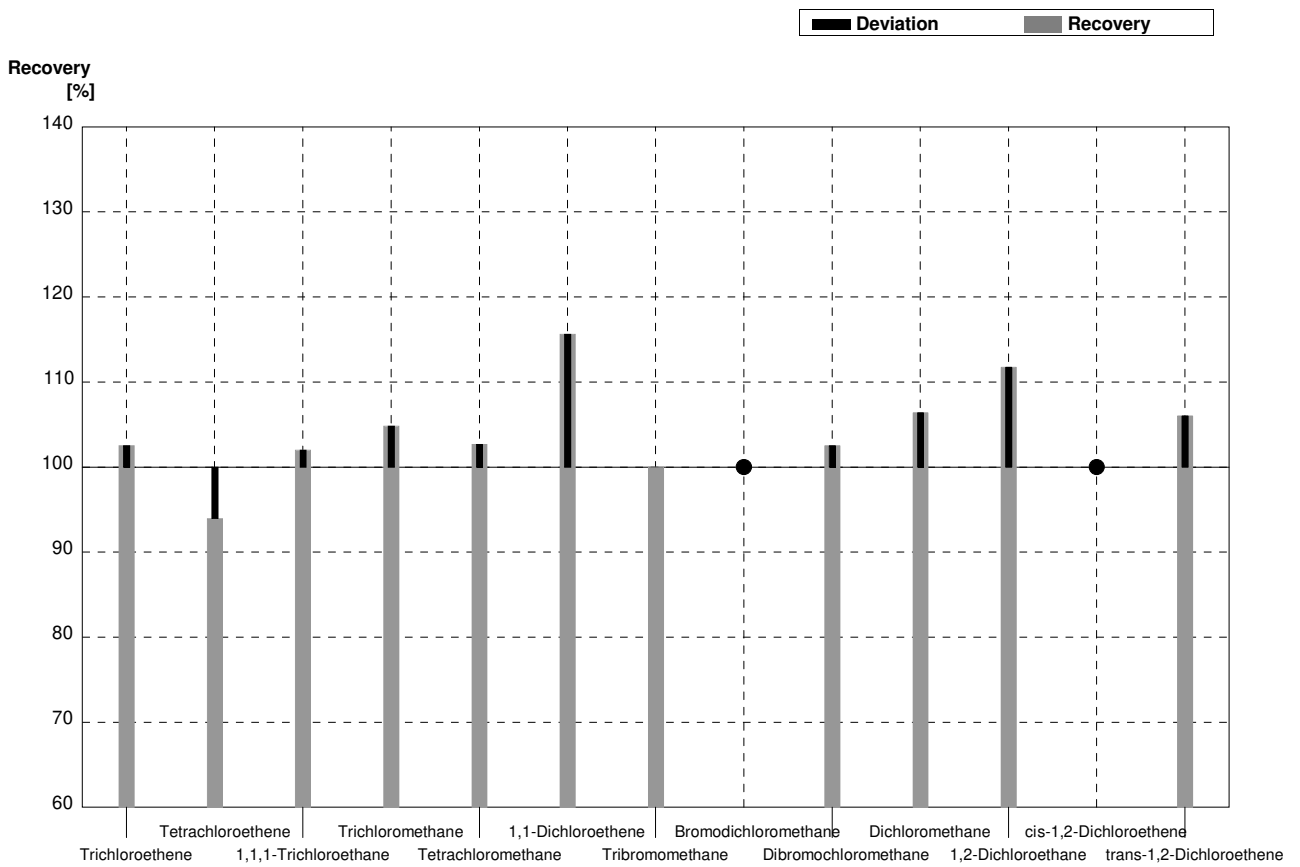
**Sample C-CB10A**  
**Laboratory Q**

Parameter	Target value	± U (k=2)	Result	±	Unit	Recovery
Trichloroethene	2,73	0,14	2,64	0,47	µg/l	97%
Tetrachloroethene	1,04	0,06	0,91	0,16	µg/l	88%
1,1,1-Trichloroethane	<0,1		<0,05		µg/l	•
Trichloromethane	0,198	0,013	0,213	0,04	µg/l	108%
Tetrachloromethane	0,300	0,018	0,274	0,05	µg/l	91%
1,1-Dichloroethene	1,58	0,09	1,73	0,31	µg/l	109%
Tribromomethane	0,292	0,020	0,284	0,05	µg/l	97%
Bromodichloromethane	0,61	0,03	0,65	0,12	µg/l	107%
Dibromochloromethane	0,53	0,03	0,53	0,10	µg/l	100%
Dichloromethane	1,19	0,09	1,30	0,23	µg/l	109%
1,2-Dichloroethane	2,92	0,15	3,19	0,57	µg/l	109%
cis-1,2-Dichloroethene	1,14	0,06	1,13	0,20	µg/l	99%
trans-1,2-Dichloroethene	2,36	0,12	2,45	0,44	µg/l	104%



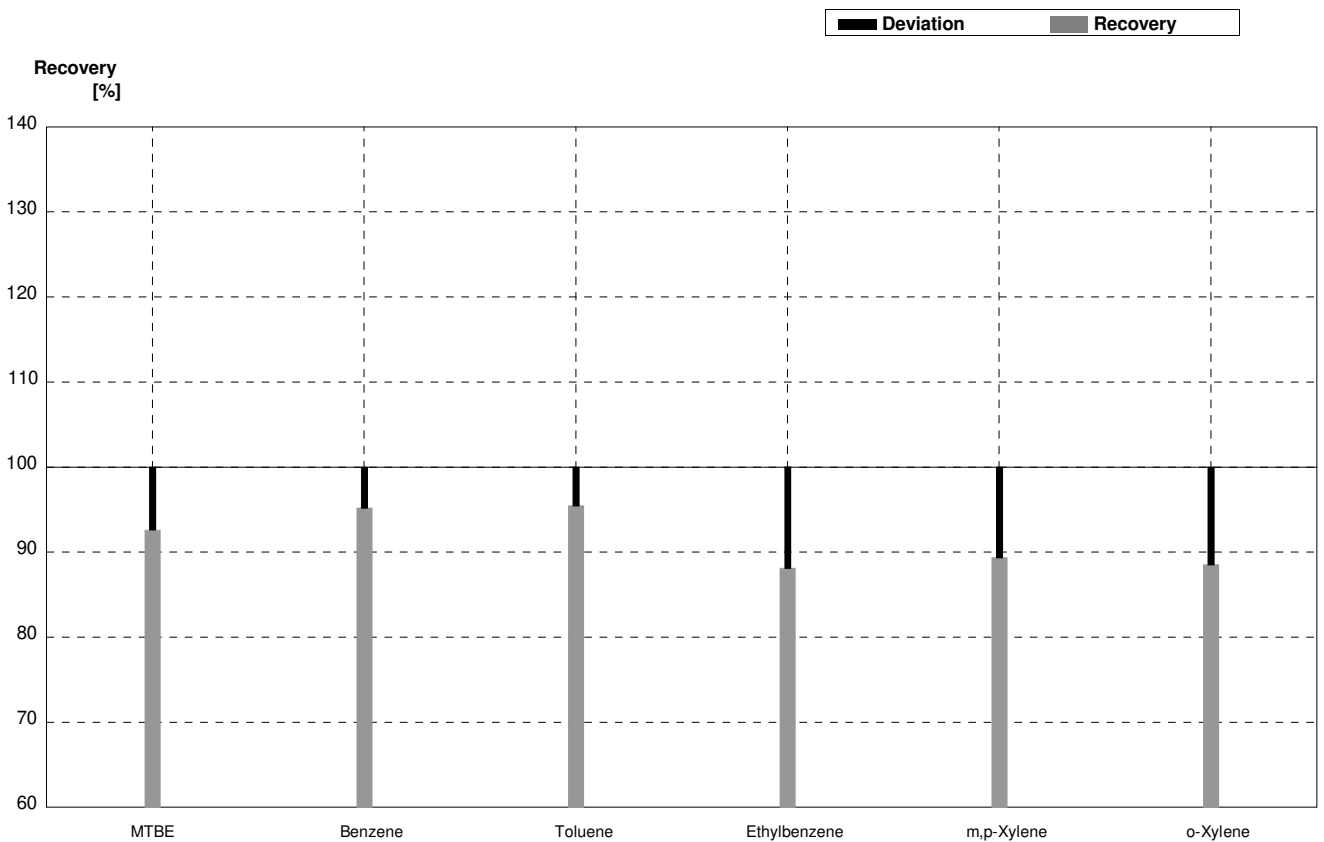
**Sample C-CB10B**  
**Laboratory Q**

Parameter	Target value	± U (k=2)	Result	±	Unit	Recovery
Trichloroethene	1,19	0,06	1,22	0,22	µg/l	103%
Tetrachloroethene	1,49	0,08	1,40	0,25	µg/l	94%
1,1,1-Trichloroethane	0,99	0,05	1,01	0,18	µg/l	102%
Trichloromethane	2,48	0,13	2,60	0,47	µg/l	105%
Tetrachloromethane	1,48	0,08	1,52	0,27	µg/l	103%
1,1-Dichloroethene	3,33	0,18	3,85	0,69	µg/l	116%
Tribromomethane	0,96	0,05	0,96	0,17	µg/l	100%
Bromodichloromethane	<0,1		<0,05		µg/l	•
Dibromochloromethane	1,57	0,08	1,61	0,29	µg/l	103%
Dichloromethane	4,98	0,26	5,3	0,96	µg/l	106%
1,2-Dichloroethane	0,348	0,027	0,389	0,07	µg/l	112%
cis-1,2-Dichloroethene	<0,1		<0,05		µg/l	•
trans-1,2-Dichloroethene	0,332	0,027	0,352	0,063	µg/l	106%



**Sample B-CB10A**  
**Laboratory R**

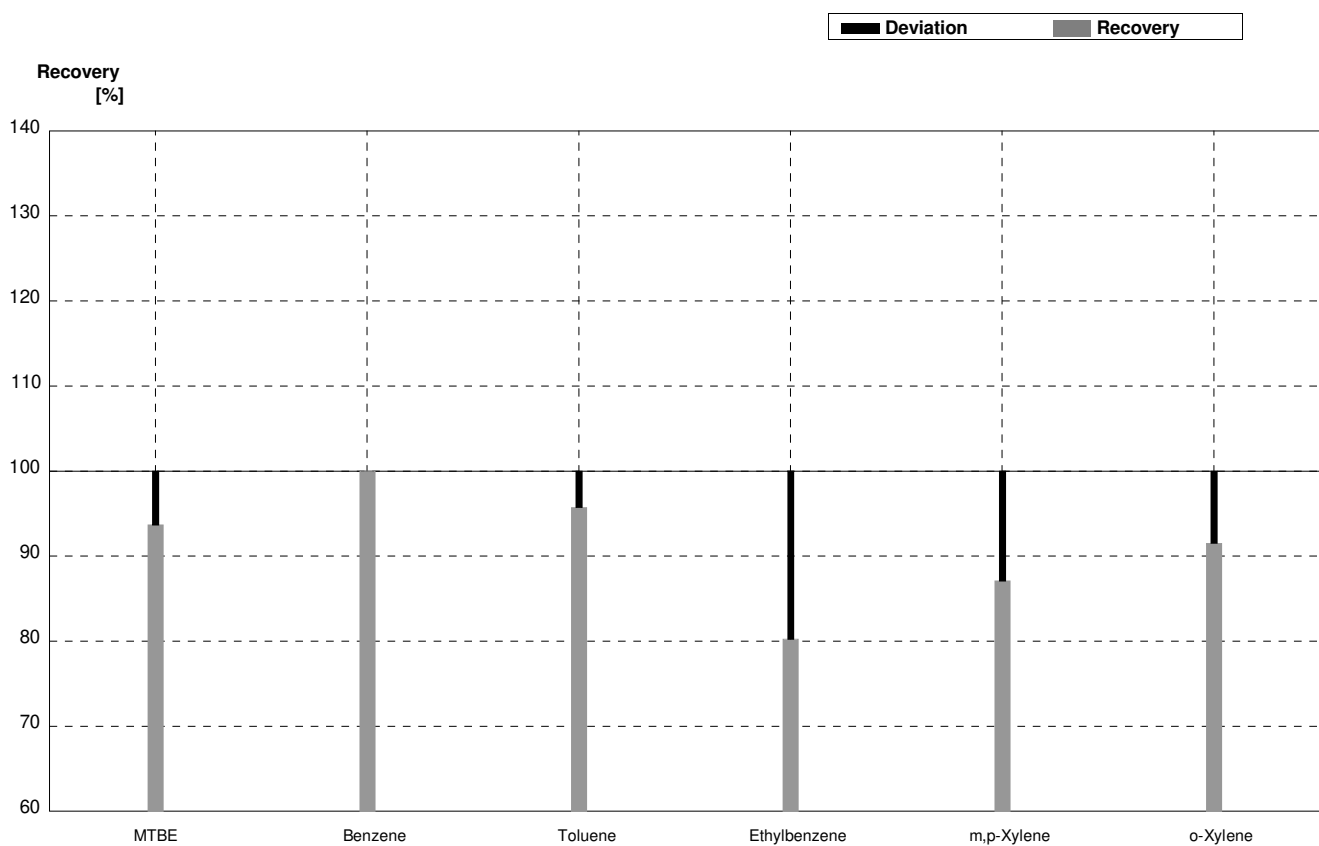
Parameter	Target value	± U (k=2)	Result	±	Unit	Recovery
MTBE	0,61	0,05	0,565	0,113	µg/L	93%
Benzene	3,75	0,19	3,57	0,71	µg/L	95%
Toluene	1,76	0,10	1,68	0,34	µg/L	95%
Ethylbenzene	3,03	0,16	2,67	0,53	µg/L	88%
m,p-Xylene	1,41	0,08	1,26	0,25	µg/L	89%
o-Xylene	1,22	0,07	1,08	0,22	µg/L	89%





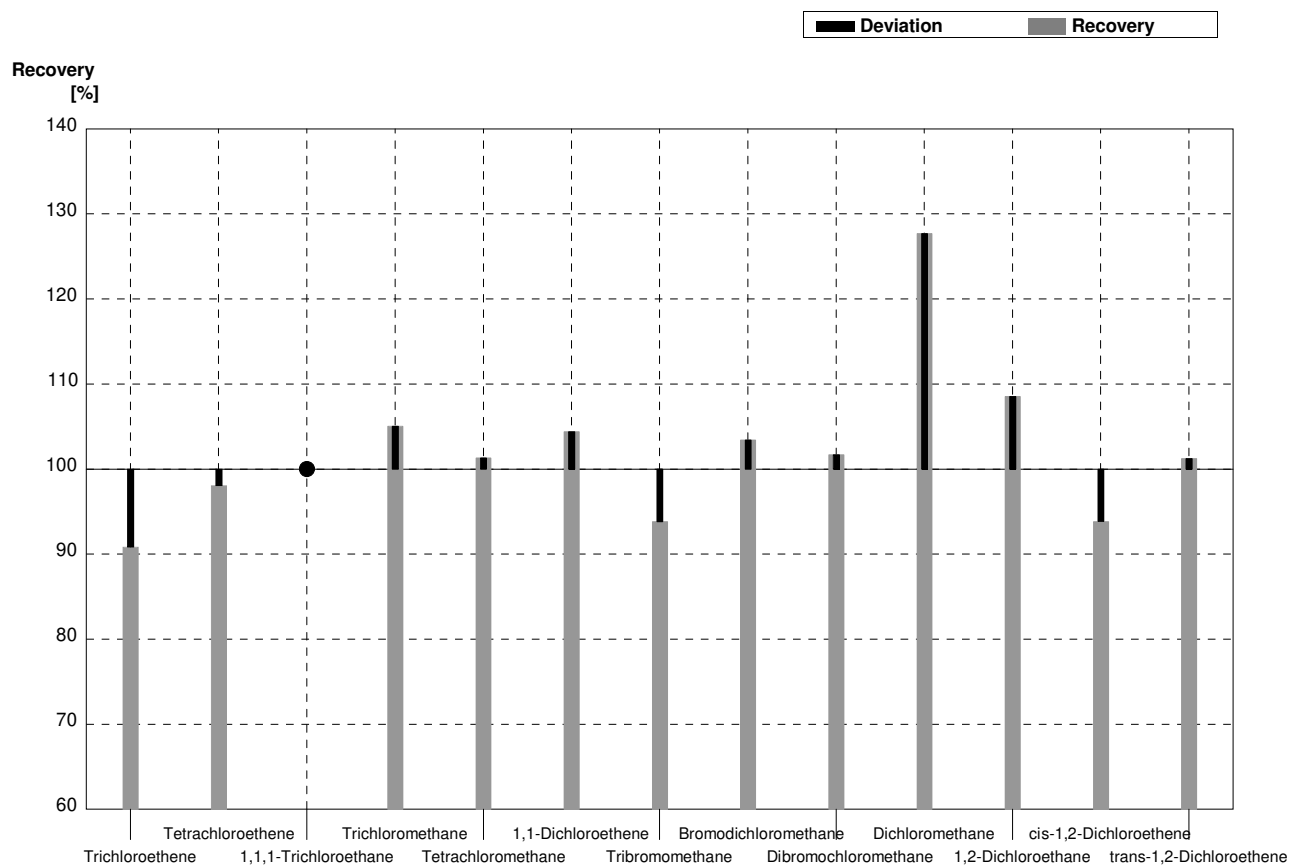
**Sample B-CB10B**  
**Laboratory R**

Parameter	Target value	± U (k=2)	Result	±	Unit	Recovery
MTBE	1,90	0,10	1,78	0,36	µg/L	94%
Benzene	0,82	0,05	0,820	0,164	µg/L	100%
Toluene	6,1	0,3	5,84	1,17	µg/L	96%
Ethylbenzene	0,74	0,05	0,594	0,119	µg/L	80%
m,p-Xylene	5,9	0,3	5,14	1,03	µg/L	87%
o-Xylene	4,36	0,22	3,99	0,80	µg/L	92%



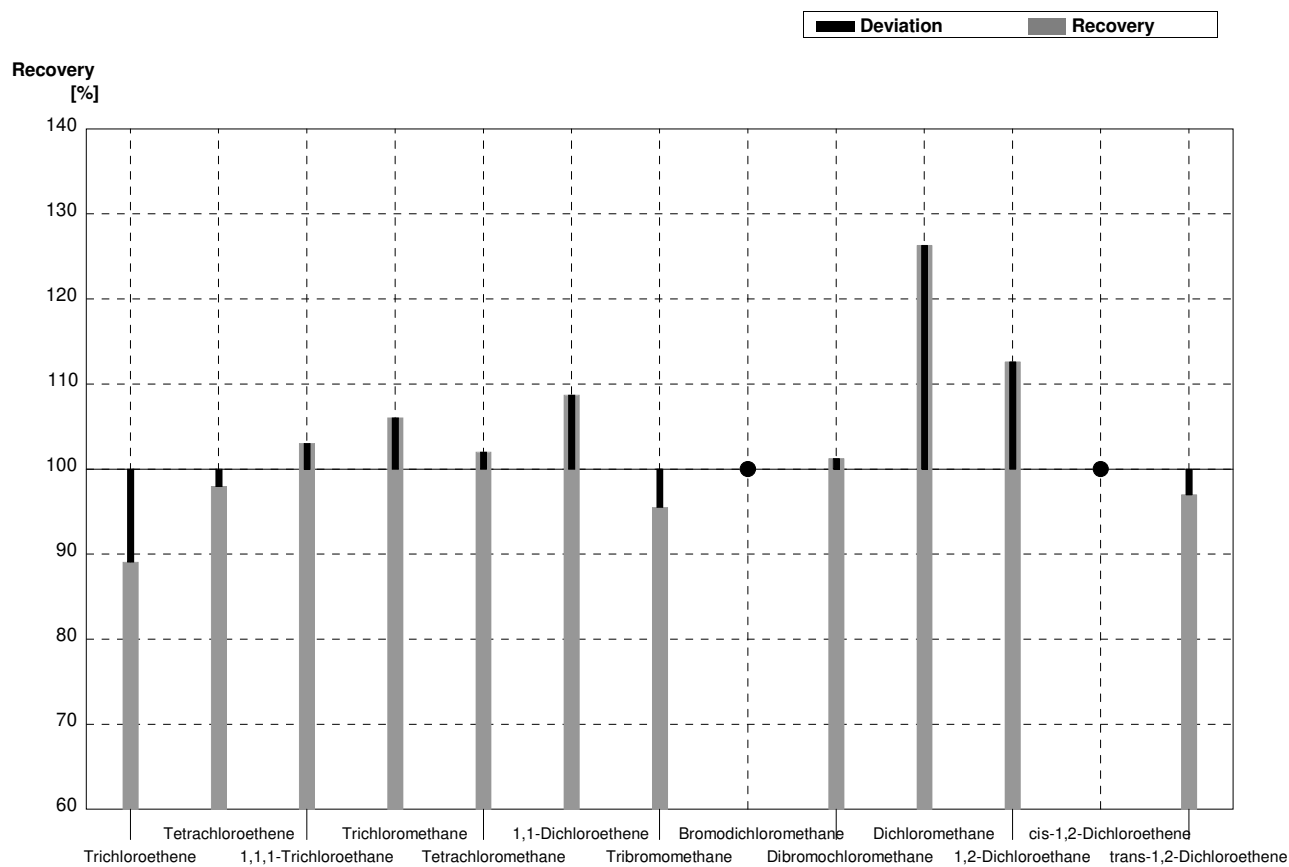
**Sample C-CB10A**  
**Laboratory R**

Parameter	Target value	± U (k=2)	Result	±	Unit	Recovery
Trichloroethene	2,73	0,14	2,48	0,50	µg/l	91%
Tetrachloroethene	1,04	0,06	1,02	0,28	µg/l	98%
1,1,1-Trichloroethane	<0,1		<0,02		µg/l	•
Trichloromethane	0,198	0,013	0,208	0,063	µg/l	105%
Tetrachloromethane	0,300	0,018	0,304	0,061	µg/l	101%
1,1-Dichloroethene	1,58	0,09	1,65	0,33	µg/l	104%
Tribromomethane	0,292	0,020	0,274	0,055	µg/l	94%
Bromodichloromethane	0,61	0,03	0,631	0,123	µg/l	103%
Dibromochloromethane	0,53	0,03	0,539	0,136	µg/l	102%
Dichloromethane	1,19	0,09	1,52	0,30	µg/l	128%
1,2-Dichloroethane	2,92	0,15	3,17	0,63	µg/l	109%
cis-1,2-Dichloroethene	1,14	0,06	1,07	0,21	µg/l	94%
trans-1,2-Dichloroethene	2,36	0,12	2,39	0,48	µg/l	101%



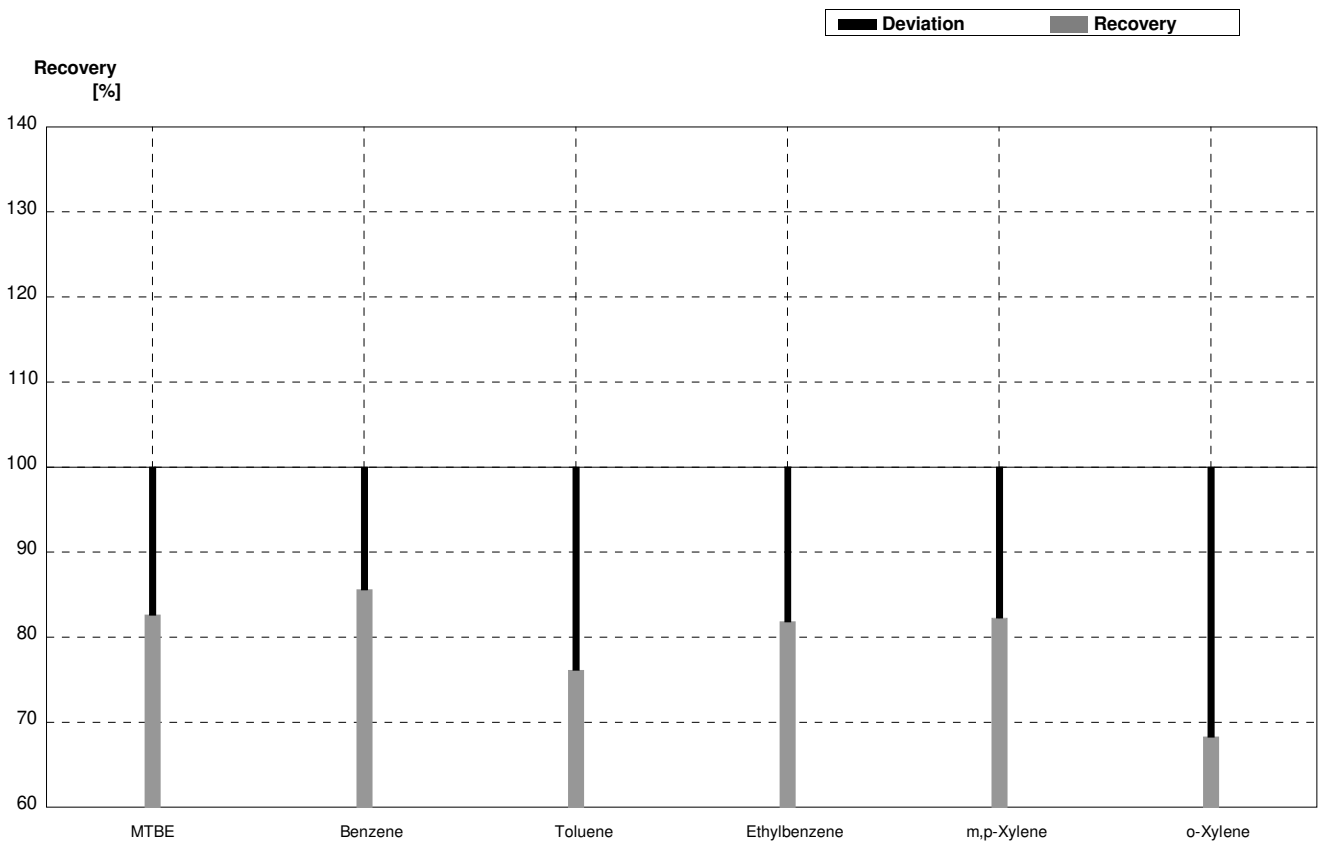
**Sample C-CB10B**  
**Laboratory R**

Parameter	Target value	± U (k=2)	Result	±	Unit	Recovery
Trichloroethene	1,19	0,06	1,06	0,21	µg/l	89%
Tetrachloroethene	1,49	0,08	1,46	0,40	µg/l	98%
1,1,1-Trichloroethane	0,99	0,05	1,02	0,20	µg/l	103%
Trichloromethane	2,48	0,13	2,63	0,80	µg/l	106%
Tetrachloromethane	1,48	0,08	1,51	0,30	µg/l	102%
1,1-Dichloroethene	3,33	0,18	3,62	0,72	µg/l	109%
Tribromomethane	0,96	0,05	0,917	0,183	µg/l	96%
Bromodichloromethane	<0,1		<0,02		µg/l	•
Dibromochloromethane	1,57	0,08	1,59	0,40	µg/l	101%
Dichloromethane	4,98	0,26	6,29	1,26	µg/l	126%
1,2-Dichloroethane	0,348	0,027	0,392	0,078	µg/l	113%
cis-1,2-Dichloroethene	<0,1		<0,02		µg/l	•
trans-1,2-Dichloroethene	0,332	0,027	0,322	0,064	µg/l	97%



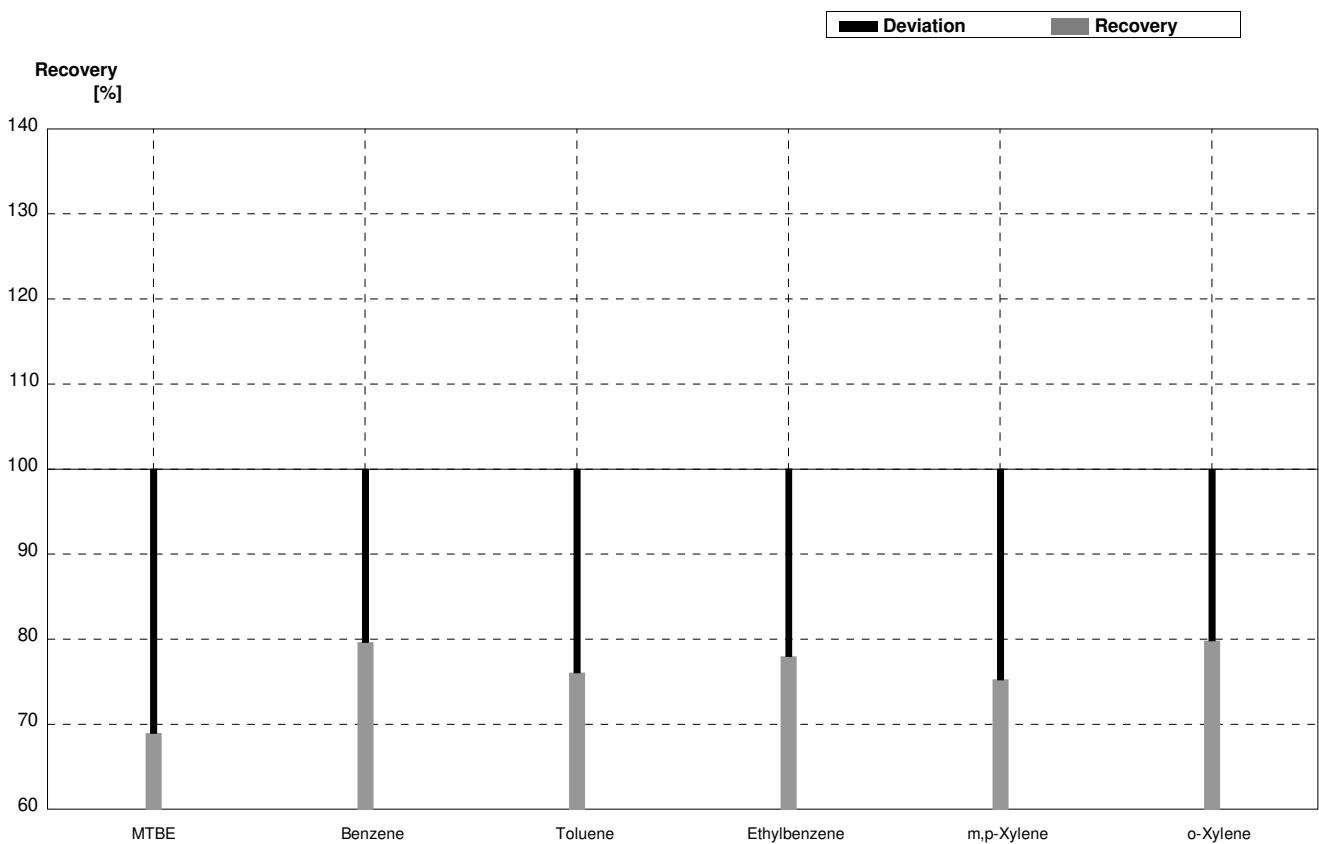
**Sample B-CB10A**  
**Laboratory S**

Parameter	Target value	± U (k=2)	Result	±	Unit	Recovery
MTBE	0,61	0,05	0,504	0,101	µg/L	83%
Benzene	3,75	0,19	3,21	0,64	µg/L	86%
Toluene	1,76	0,10	1,34	0,27	µg/L	76%
Ethylbenzene	3,03	0,16	2,48	0,50	µg/L	82%
m,p-Xylene	1,41	0,08	1,16	0,23	µg/L	82%
o-Xylene	1,22	0,07	0,833	0,167	µg/L	68%



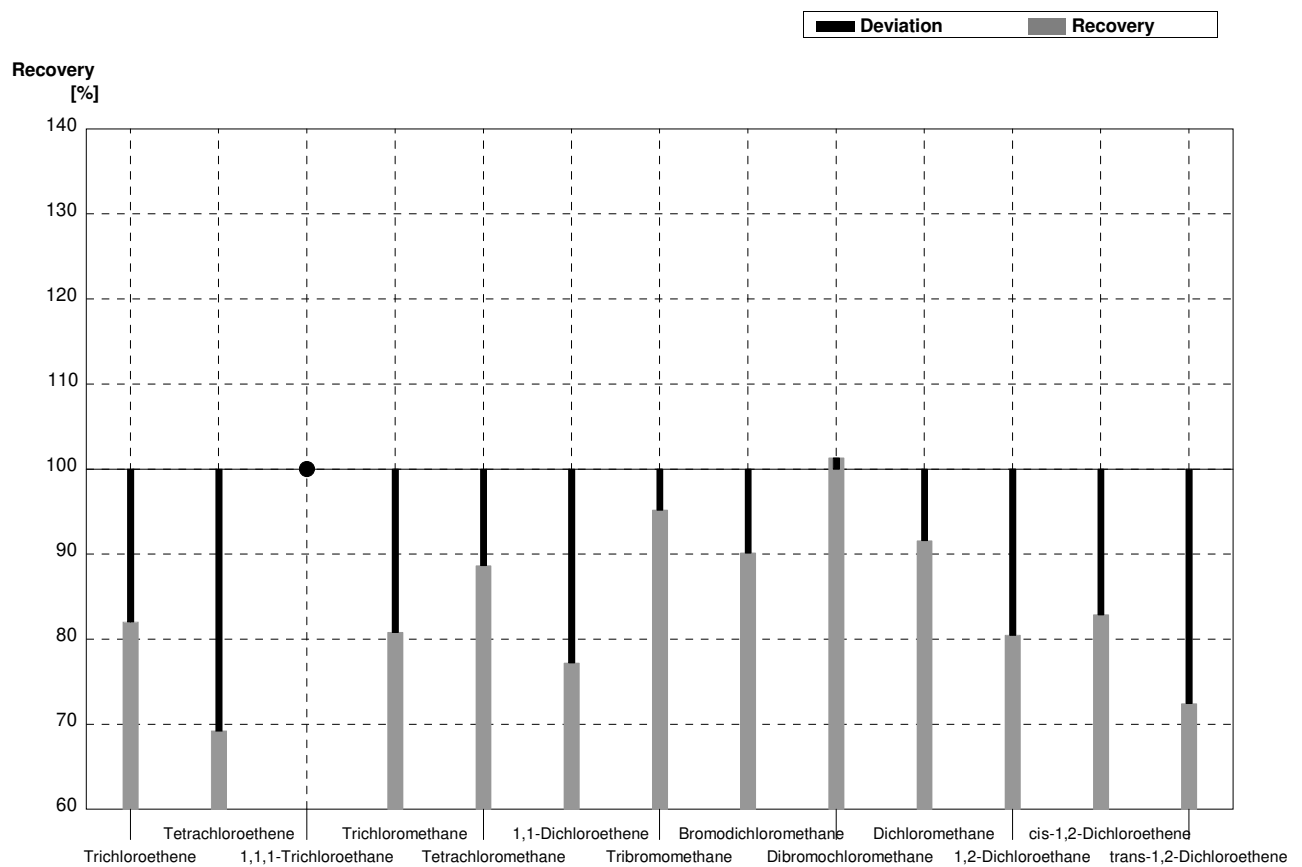
**Sample B-CB10B**  
**Laboratory S**

Parameter	Target value	± U (k=2)	Result	±	Unit	Recovery
MTBE	1,90	0,10	1,31	0,26	µg/L	69%
Benzene	0,82	0,05	0,653	0,131	µg/L	80%
Toluene	6,1	0,3	4,64	0,93	µg/L	76%
Ethylbenzene	0,74	0,05	0,577	0,115	µg/L	78%
m,p-Xylene	5,9	0,3	4,44	0,89	µg/L	75%
o-Xylene	4,36	0,22	3,48	0,70	µg/L	80%



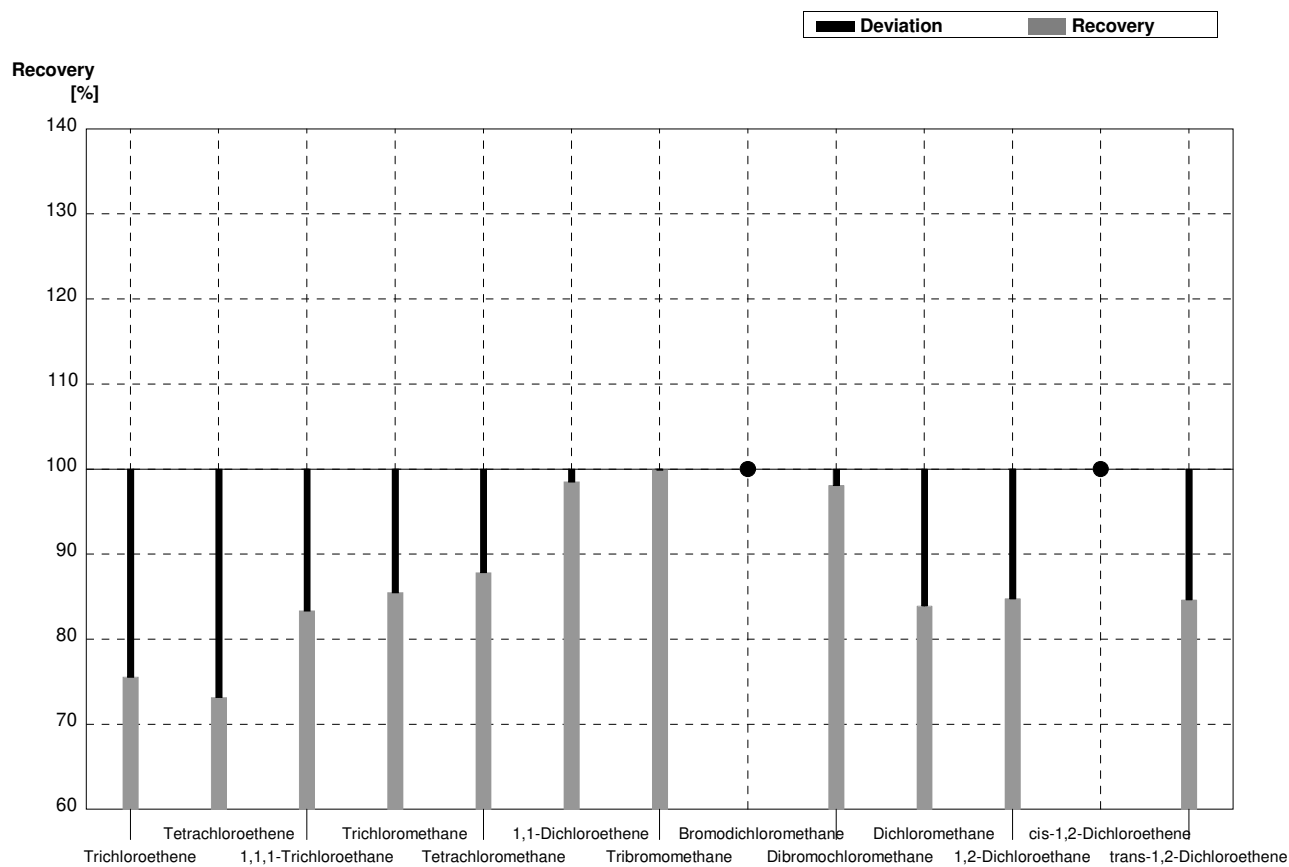
**Sample C-CB10A**  
**Laboratory S**

Parameter	Target value	± U (k=2)	Result	±	Unit	Recovery
Trichloroethene	2,73	0,14	2,24	0,45	µg/l	82%
Tetrachloroethene	1,04	0,06	0,720	0,144	µg/l	69%
1,1,1-Trichloroethane	<0,1		<0,1		µg/l	•
Trichloromethane	0,198	0,013	0,160	0,032	µg/l	81%
Tetrachloromethane	0,300	0,018	0,266	0,053	µg/l	89%
1,1-Dichloroethene	1,58	0,09	1,22	0,24	µg/l	77%
Tribromomethane	0,292	0,020	0,278	0,056	µg/l	95%
Bromodichloromethane	0,61	0,03	0,550	0,110	µg/l	90%
Dibromochloromethane	0,53	0,03	0,537	0,107	µg/l	101%
Dichloromethane	1,19	0,09	1,09	0,22	µg/l	92%
1,2-Dichloroethane	2,92	0,15	2,35	0,47	µg/l	80%
cis-1,2-Dichloroethene	1,14	0,06	0,945	0,189	µg/l	83%
trans-1,2-Dichloroethene	2,36	0,12	1,71	0,34	µg/l	72%



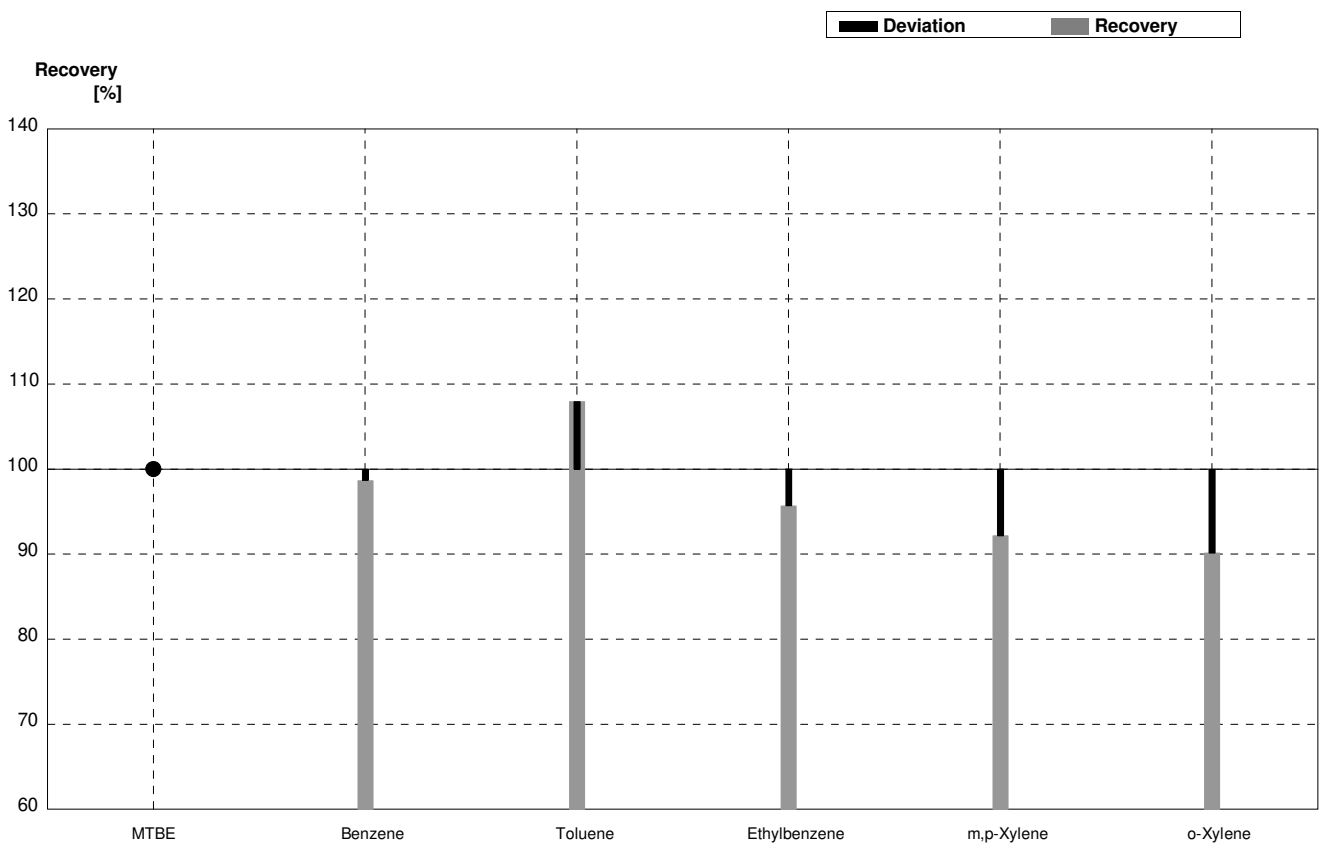
**Sample C-CB10B**  
**Laboratory S**

Parameter	Target value	± U (k=2)	Result	±	Unit	Recovery
Trichloroethene	1,19	0,06	0,899	0,180	µg/l	76%
Tetrachloroethene	1,49	0,08	1,09	0,22	µg/l	73%
1,1,1-Trichloroethane	0,99	0,05	0,825	0,165	µg/l	83%
Trichloromethane	2,48	0,13	2,12	0,42	µg/l	85%
Tetrachloromethane	1,48	0,08	1,30	0,259	µg/l	88%
1,1-Dichloroethene	3,33	0,18	3,28	0,66	µg/l	98%
Tribromomethane	0,96	0,05	0,959	0,192	µg/l	100%
Bromodichloromethane	<0,1		<0,1		µg/l	•
Dibromochloromethane	1,57	0,08	1,54	0,31	µg/l	98%
Dichloromethane	4,98	0,26	4,18	0,84	µg/l	84%
1,2-Dichloroethane	0,348	0,027	0,295	0,059	µg/l	85%
cis-1,2-Dichloroethene	<0,1		<0,1		µg/l	•
trans-1,2-Dichloroethene	0,332	0,027	0,281	0,056	µg/l	85%



**Sample B-CB10A**  
**Laboratory T**

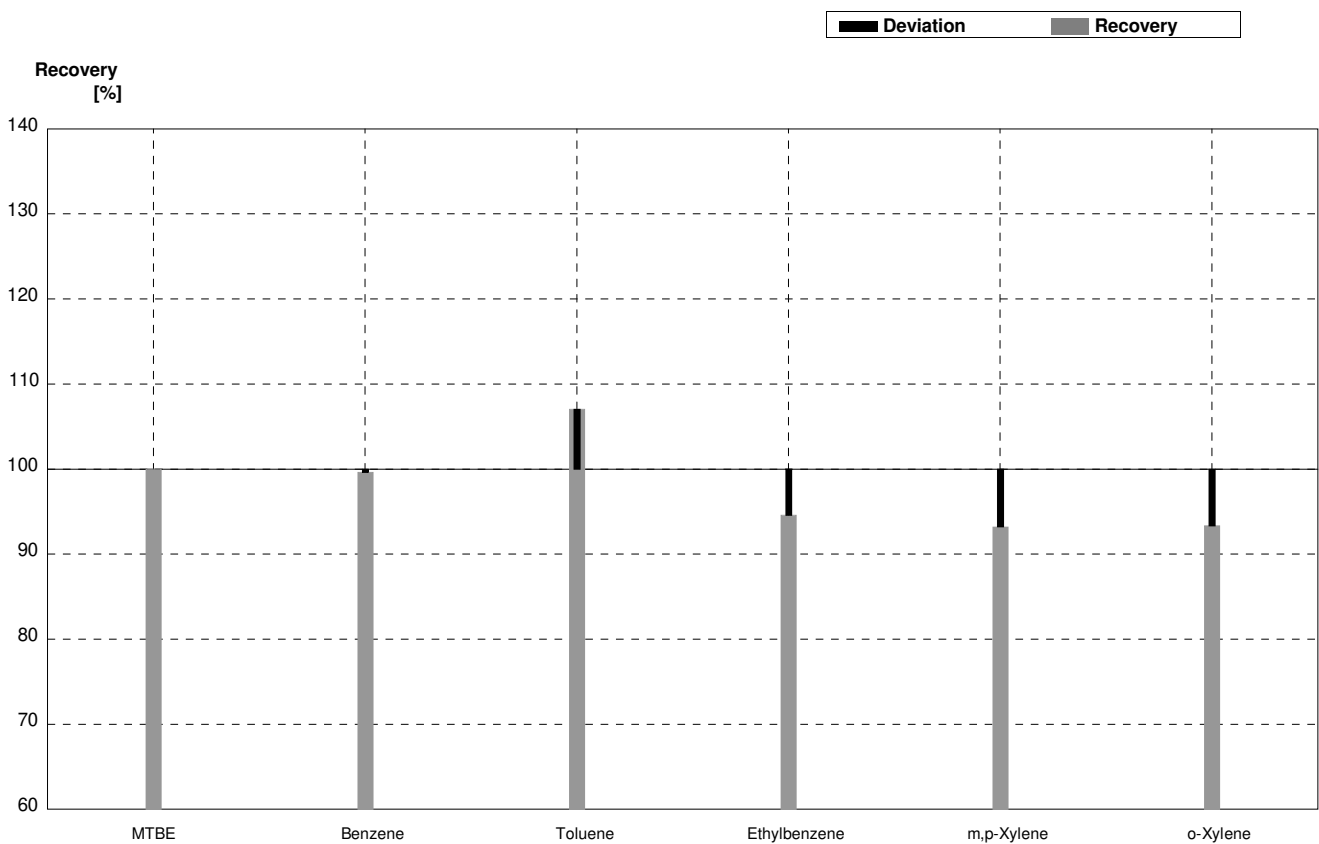
Parameter	Target value	± U (k=2)	Result	±	Unit	Recovery
MTBE	0,61	0,05	<1		µg/L	•
Benzene	3,75	0,19	3,70	1,1	µg/L	99%
Toluene	1,76	0,10	1,90	0,57	µg/L	108%
Ethylbenzene	3,03	0,16	2,90	0,87	µg/L	96%
m,p-Xylene	1,41	0,08	1,30	0,39	µg/L	92%
o-Xylene	1,22	0,07	1,10	0,33	µg/L	90%





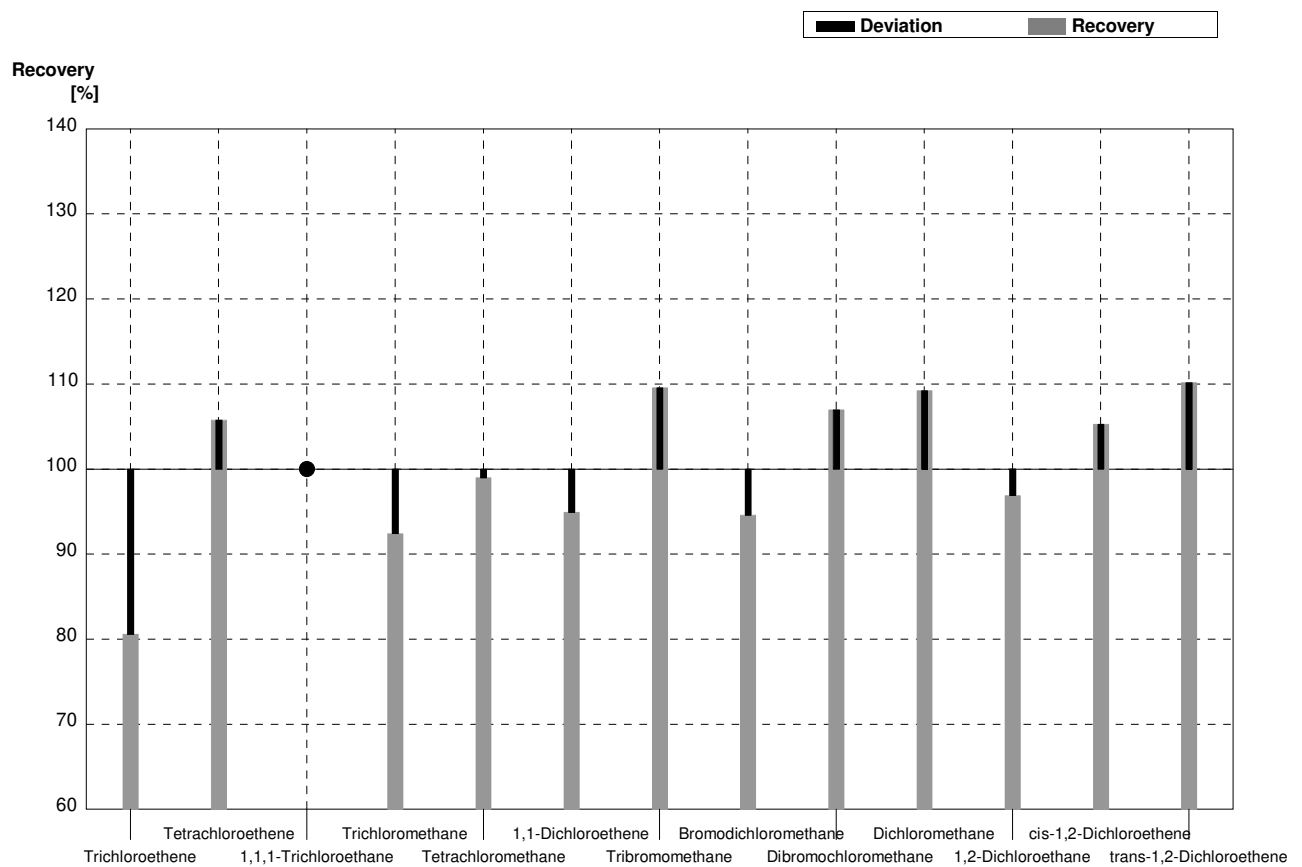
**Sample B-CB10B**  
**Laboratory T**

Parameter	Target value	± U (k=2)	Result	±	Unit	Recovery
MTBE	1,90	0,10	1,90	0,57	µg/L	100%
Benzene	0,82	0,05	0,817	0,25	µg/L	100%
Toluene	6,1	0,3	6,53	2,0	µg/L	107%
Ethylbenzene	0,74	0,05	0,700	0,21	µg/L	95%
m,p-Xylene	5,9	0,3	5,50	1,6	µg/L	93%
o-Xylene	4,36	0,22	4,07	1,2	µg/L	93%



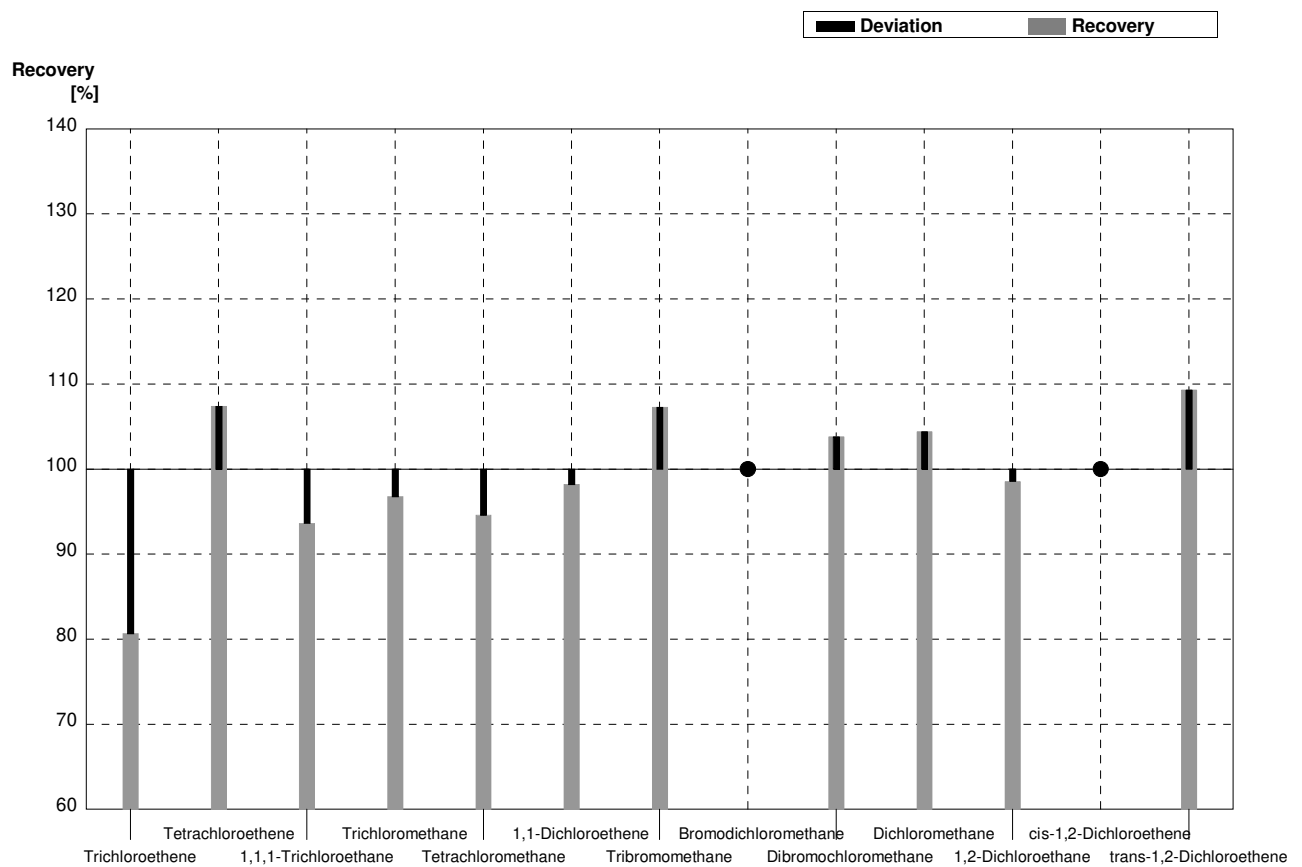
**Sample C-CB10A**  
**Laboratory T**

Parameter	Target value	± U (k=2)	Result	±	Unit	Recovery
Trichloroethene	2,73	0,14	2,20	0,66	µg/l	81%
Tetrachloroethene	1,04	0,06	1,10	0,33	µg/l	106%
1,1,1-Trichloroethane	<0,1		<0,1		µg/l	•
Trichloromethane	0,198	0,013	0,183	0,055	µg/l	92%
Tetrachloromethane	0,300	0,018	0,297	0,089	µg/l	99%
1,1-Dichloroethene	1,58	0,09	1,50	0,45	µg/l	95%
Tribromomethane	0,292	0,020	0,320	0,096	µg/l	110%
Bromodichloromethane	0,61	0,03	0,577	0,17	µg/l	95%
Dibromochloromethane	0,53	0,03	0,567	0,17	µg/l	107%
Dichloromethane	1,19	0,09	1,30	0,39	µg/l	109%
1,2-Dichloroethane	2,92	0,15	2,83	0,85	µg/l	97%
cis-1,2-Dichloroethene	1,14	0,06	1,20	0,36	µg/l	105%
trans-1,2-Dichloroethene	2,36	0,12	2,60	0,78	µg/l	110%



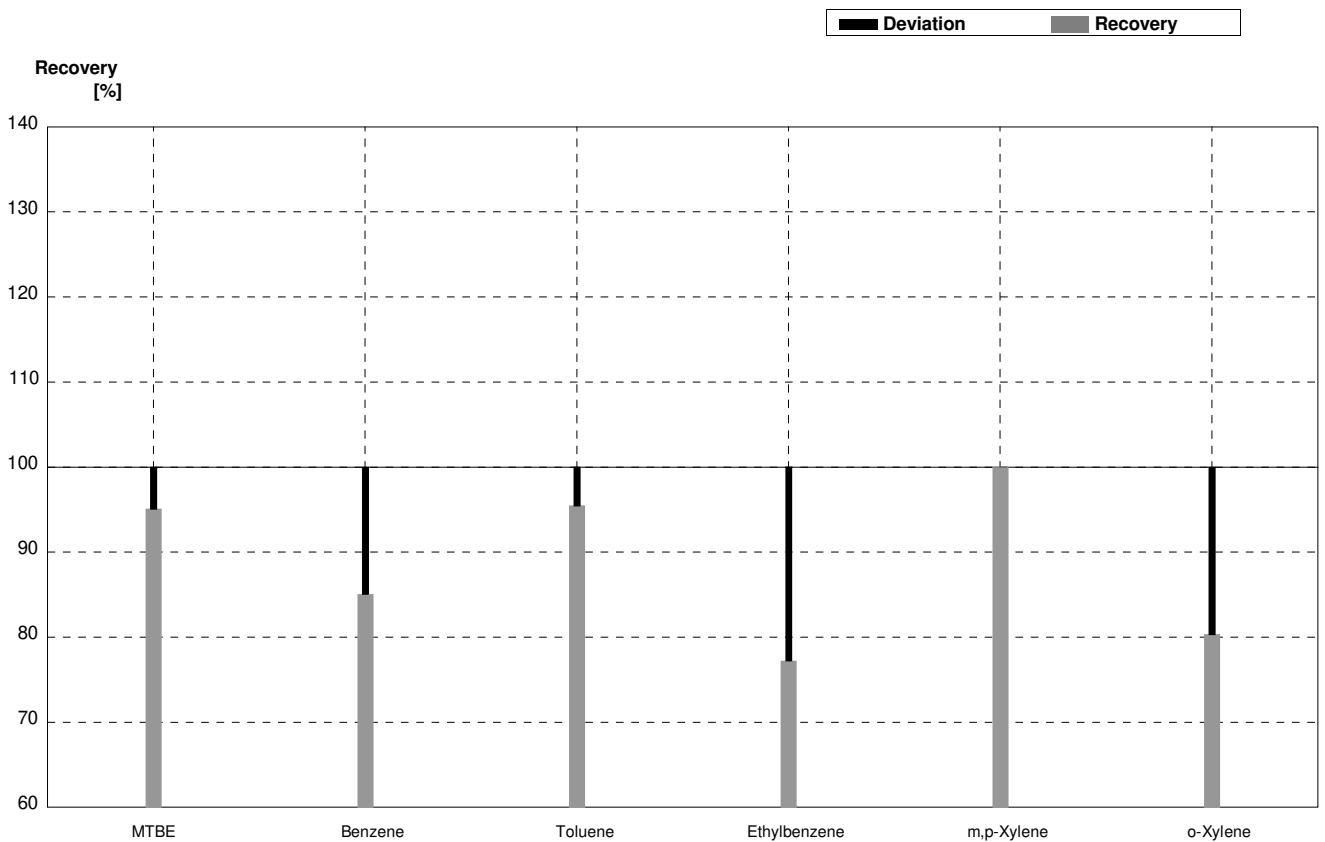
**Sample C-CB10B**  
**Laboratory T**

Parameter	Target value	± U (k=2)	Result	±	Unit	Recovery
Trichloroethene	1,19	0,06	0,960	0,29	µg/l	81%
Tetrachloroethene	1,49	0,08	1,60	0,48	µg/l	107%
1,1,1-Trichloroethane	0,99	0,05	0,927	0,28	µg/l	94%
Trichloromethane	2,48	0,13	2,40	0,72	µg/l	97%
Tetrachloromethane	1,48	0,08	1,40	0,42	µg/l	95%
1,1-Dichloroethene	3,33	0,18	3,27	0,98	µg/l	98%
Tribromomethane	0,96	0,05	1,03	0,31	µg/l	107%
Bromodichloromethane	<0,1		<0,1		µg/l	•
Dibromochloromethane	1,57	0,08	1,63	0,49	µg/l	104%
Dichloromethane	4,98	0,26	5,20	1,6	µg/l	104%
1,2-Dichloroethane	0,348	0,027	0,343	0,10	µg/l	99%
cis-1,2-Dichloroethene	<0,1		<0,1		µg/l	•
trans-1,2-Dichloroethene	0,332	0,027	0,363	0,11	µg/l	109%



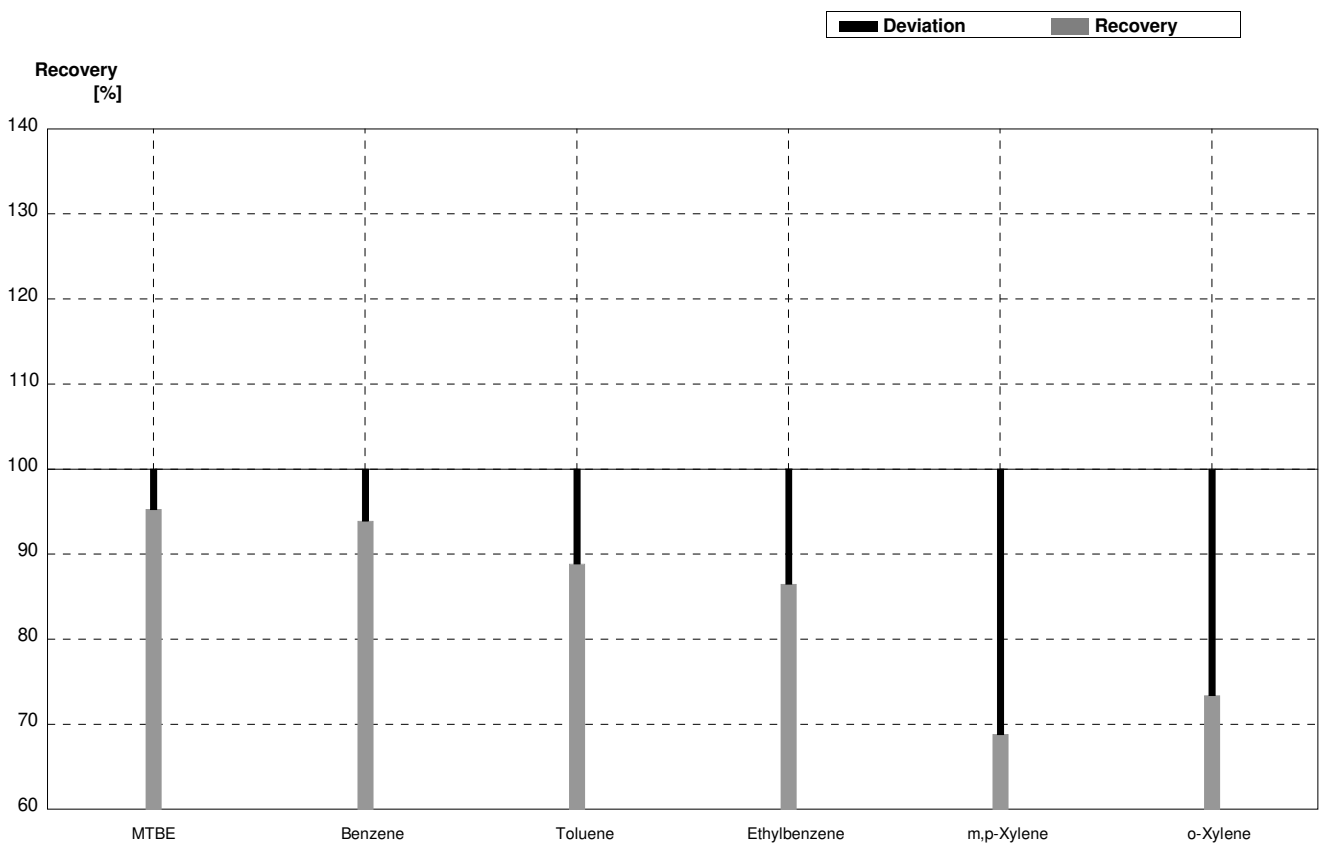
**Sample B-CB10A**  
**Laboratory U**

Parameter	Target value	± U (k=2)	Result	±	Unit	Recovery
MTBE	0,61	0,05	0,58	0,12	µg/L	95%
Benzene	3,75	0,19	3,19	0,64	µg/L	85%
Toluene	1,76	0,10	1,68	0,34	µg/L	95%
Ethylbenzene	3,03	0,16	2,34	0,47	µg/L	77%
m,p-Xylene	1,41	0,08	1,41	0,28	µg/L	100%
o-Xylene	1,22	0,07	0,98	0,2	µg/L	80%



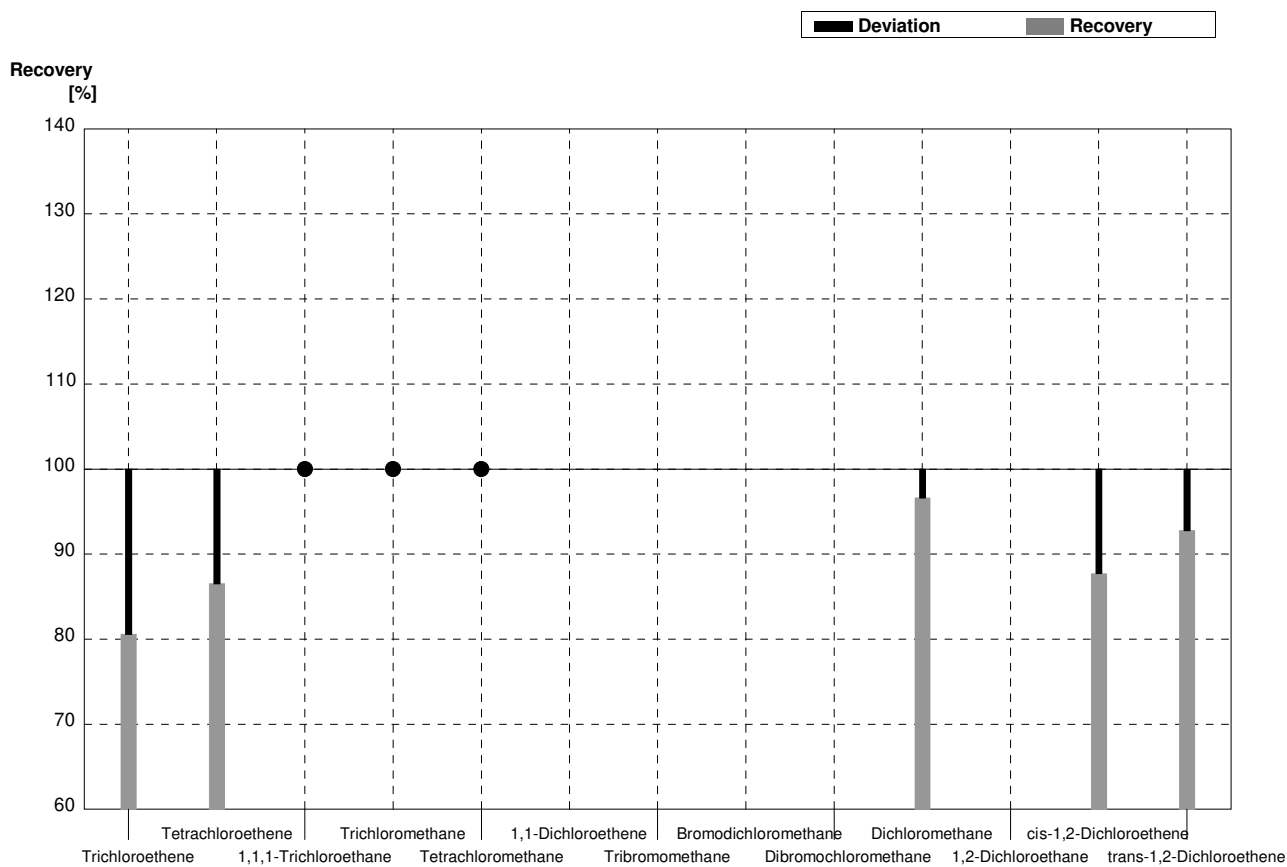
**Sample B-CB10B**  
**Laboratory U**

Parameter	Target value	± U (k=2)	Result	±	Unit	Recovery
MTBE	1,90	0,10	1,81	0,36	µg/L	95%
Benzene	0,82	0,05	0,77	0,15	µg/L	94%
Toluene	6,1	0,3	5,42	1,08	µg/L	89%
Ethylbenzene	0,74	0,05	0,64	0,13	µg/L	86%
m,p-Xylene	5,9	0,3	4,06	0,81	µg/L	69%
o-Xylene	4,36	0,22	3,20	0,64	µg/L	73%



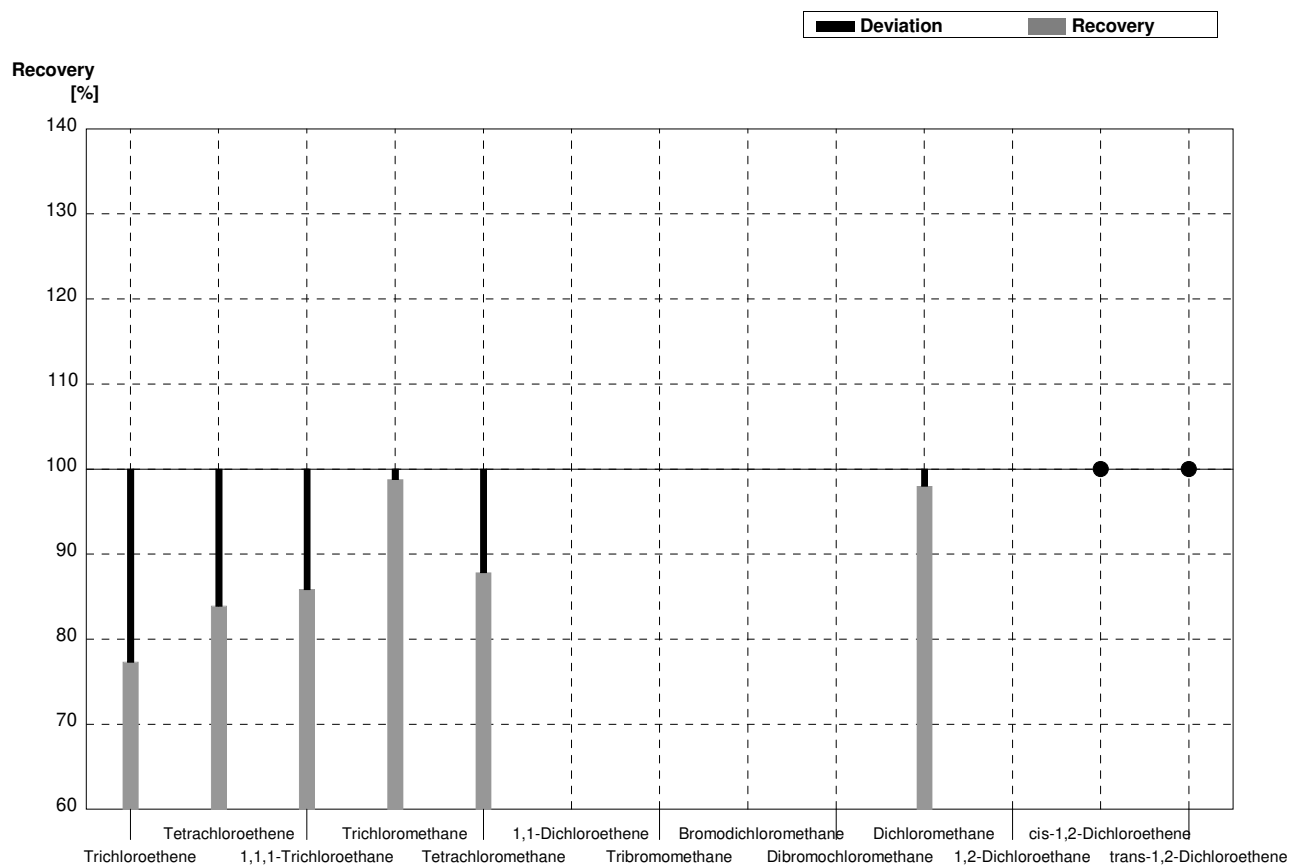
**Sample C-CB10A**  
**Laboratory U**

Parameter	Target value	± U (k=2)	Result	±	Unit	Recovery
Trichloroethene	2,73	0,14	2,20	0,44	µg/l	81%
Tetrachloroethene	1,04	0,06	0,90	0,18	µg/l	87%
1,1,1-Trichloroethane	<0,1		<0,5		µg/l	•
Trichloromethane	0,198	0,013	<0,5		µg/l	•
Tetrachloromethane	0,300	0,018	<0,5		µg/l	•
1,1-Dichloroethene	1,58	0,09			µg/l	
Tribromomethane	0,292	0,020			µg/l	
Bromodichloromethane	0,61	0,03			µg/l	
Dibromochloromethane	0,53	0,03			µg/l	
Dichloromethane	1,19	0,09	1,15	0,23	µg/l	97%
1,2-Dichloroethane	2,92	0,15			µg/l	
cis-1,2-Dichloroethene	1,14	0,06	1,00	0,2	µg/l	88%
trans-1,2-Dichloroethene	2,36	0,12	2,19	0,44	µg/l	93%



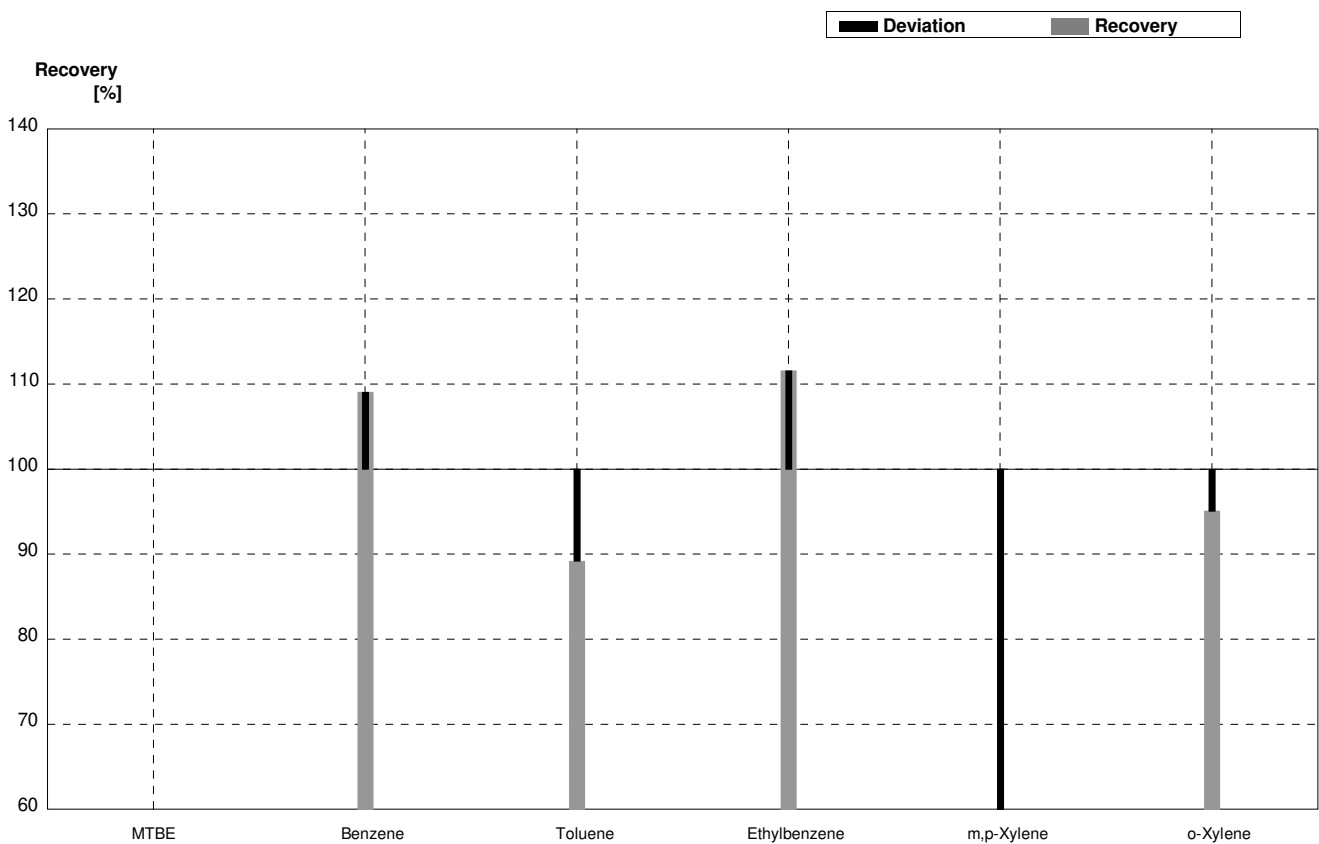
**Sample C-CB10B**  
**Laboratory U**

Parameter	Target value	± U (k=2)	Result	±	Unit	Recovery
Trichloroethene	1,19	0,06	0,92	0,18	µg/l	77%
Tetrachloroethene	1,49	0,08	1,25	0,25	µg/l	84%
1,1,1-Trichloroethane	0,99	0,05	0,85	0,17	µg/l	86%
Trichloromethane	2,48	0,13	2,45	0,49	µg/l	99%
Tetrachloromethane	1,48	0,08	1,30	0,26	µg/l	88%
1,1-Dichloroethene	3,33	0,18			µg/l	
Tribromomethane	0,96	0,05			µg/l	
Bromodichloromethane	<0,1				µg/l	
Dibromochloromethane	1,57	0,08			µg/l	
Dichloromethane	4,98	0,26	4,88	0,98	µg/l	98%
1,2-Dichloroethane	0,348	0,027			µg/l	
cis-1,2-Dichloroethene	<0,1		<0,5		µg/l	•
trans-1,2-Dichloroethene	0,332	0,027	<0,5		µg/l	•



**Sample B-CB10A**  
**Laboratory V**

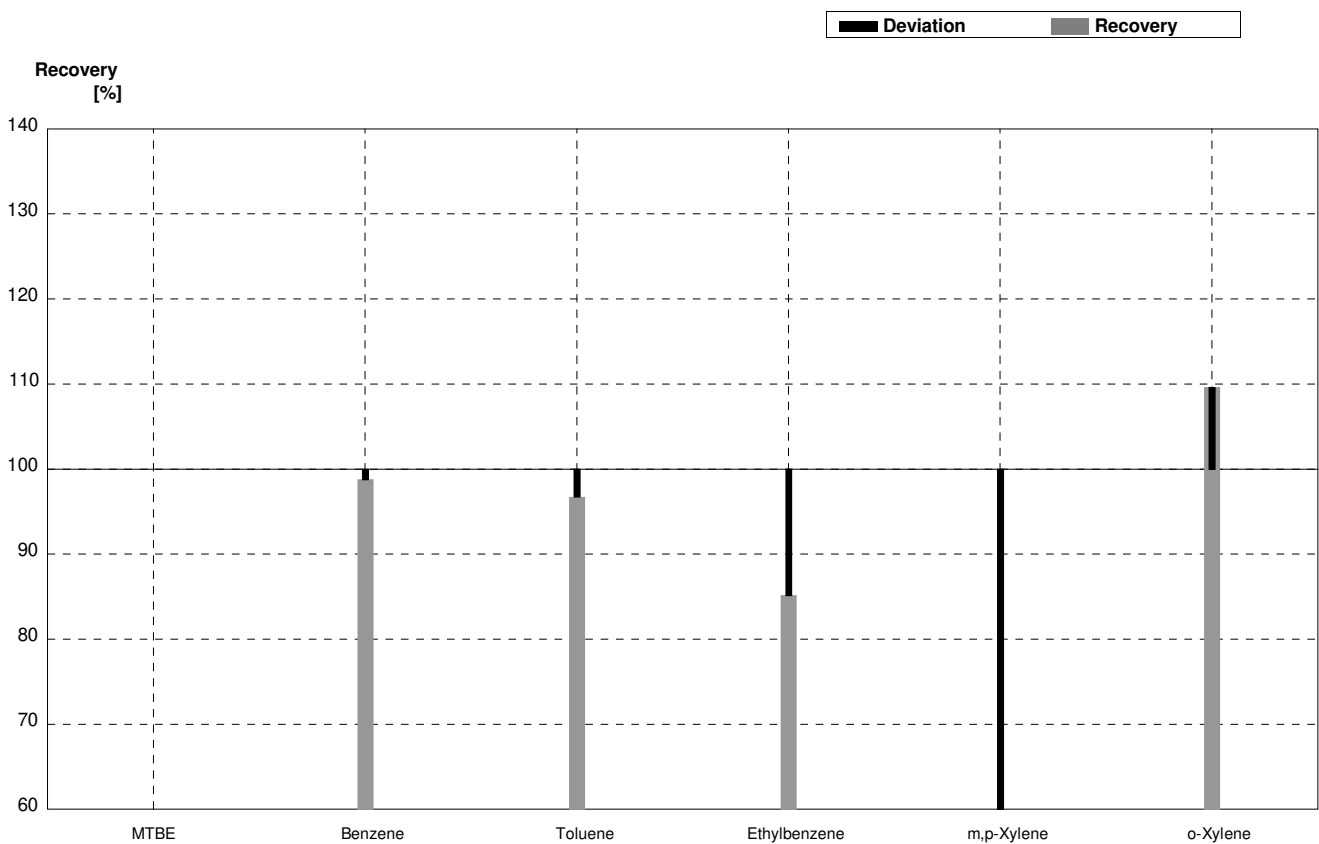
Parameter	Target value	± U (k=2)	Result	±	Unit	Recovery
MTBE	0,61	0,05			µg/L	
Benzene	3,75	0,19	4,09	1,41	µg/L	109%
Toluene	1,76	0,10	1,57		µg/L	89%
Ethylbenzene	3,03	0,16	3,38	1,05	µg/L	112%
m,p-Xylene	1,41	0,08	0,62		µg/L	44%
o-Xylene	1,22	0,07	1,16		µg/L	95%





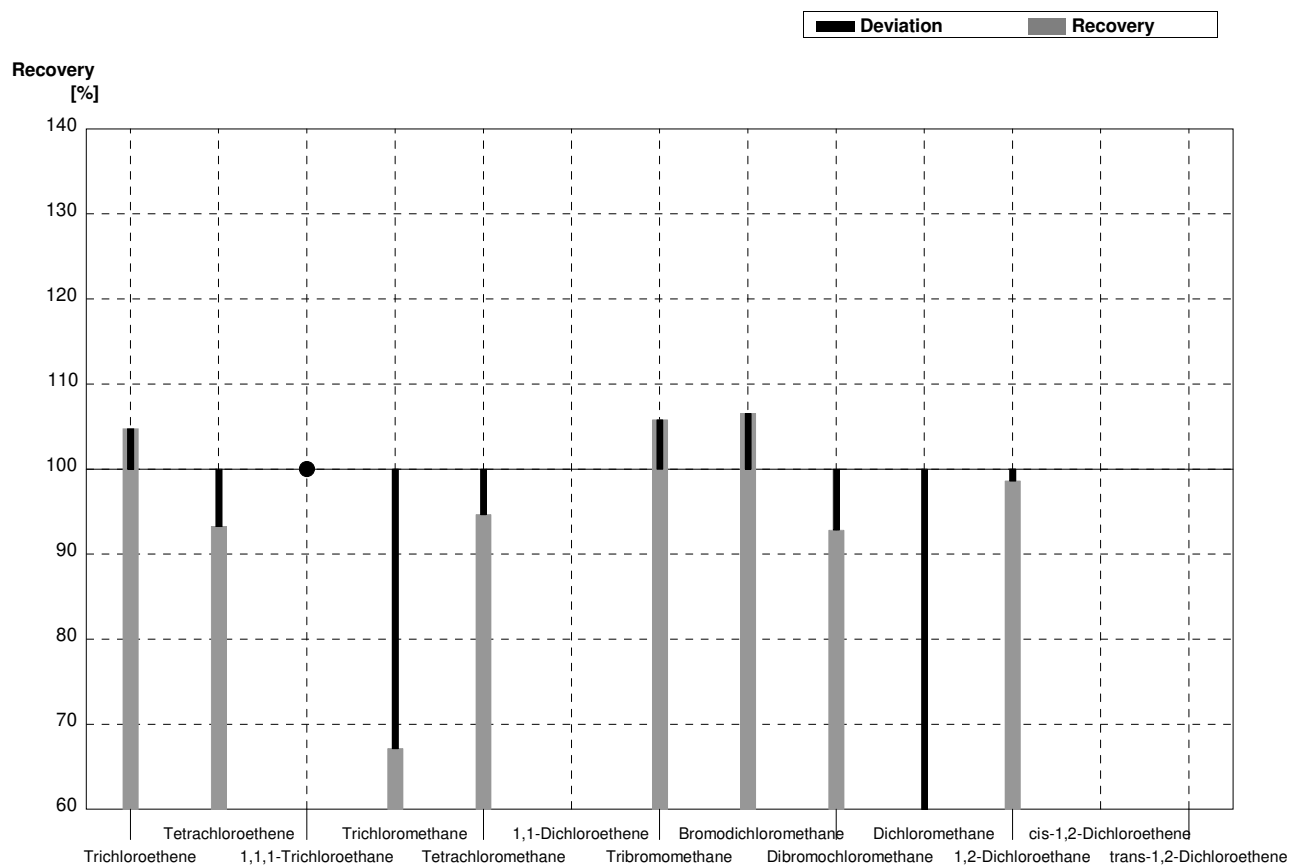
**Sample B-CB10B**  
**Laboratory V**

Parameter	Target value	± U (k=2)	Result	±	Unit	Recovery
MTBE	1,90	0,10			µg/L	
Benzene	0,82	0,05	0,81	0,28	µg/L	99%
Toluene	6,1	0,3	5,9		µg/L	97%
Ethylbenzene	0,74	0,05	0,63	0,20	µg/L	85%
m,p-Xylene	5,9	0,3	3,36		µg/L	57%
o-Xylene	4,36	0,22	4,78		µg/L	110%



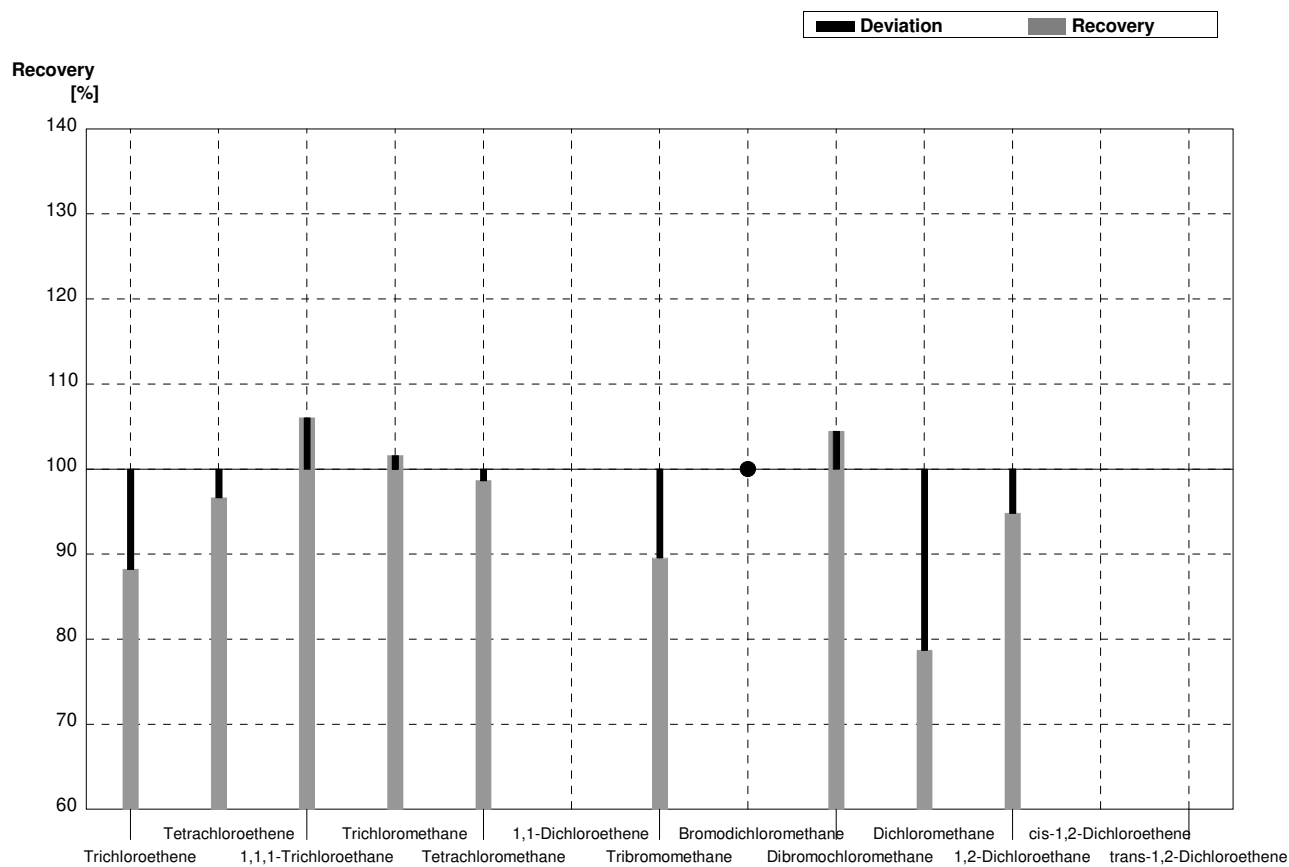
**Sample C-CB10A**  
**Laboratory V**

Parameter	Target value	± U (k=2)	Result	±	Unit	Recovery
Trichloroethene	2,73	0,14	2,86	0,54	µg/l	105%
Tetrachloroethene	1,04	0,06	0,97	0,167	µg/l	93%
1,1,1-Trichloroethane	<0,1		<0,1		µg/l	•
Trichloromethane	0,198	0,013	0,133	0,036	µg/l	67%
Tetrachloromethane	0,300	0,018	0,284		µg/l	95%
1,1-Dichloroethene	1,58	0,09			µg/l	
Tribromomethane	0,292	0,020	0,309	0,097	µg/l	106%
Bromodichloromethane	0,61	0,03	0,65	0,296	µg/l	107%
Dibromochloromethane	0,53	0,03	0,492	0,112	µg/l	93%
Dichloromethane	1,19	0,09	0,288		µg/l	24%
1,2-Dichloroethane	2,92	0,15	2,88		µg/l	99%
cis-1,2-Dichloroethene	1,14	0,06			µg/l	
trans-1,2-Dichloroethene	2,36	0,12			µg/l	



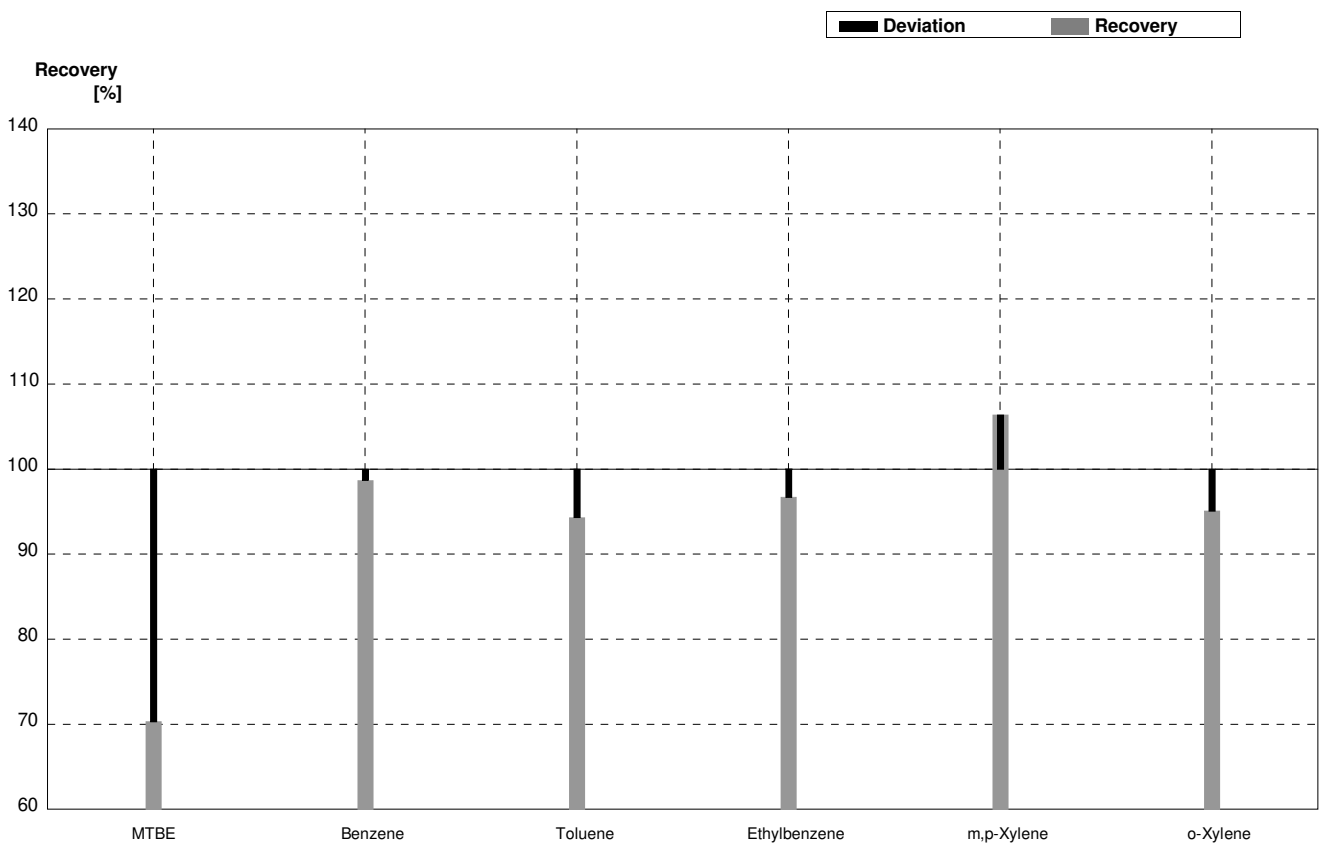
**Sample C-CB10B**  
**Laboratory V**

Parameter	Target value	± U (k=2)	Result	±	Unit	Recovery
Trichloroethene	1,19	0,06	1,05	0,199	µg/l	88%
Tetrachloroethene	1,49	0,08	1,44	0,247	µg/l	97%
1,1,1-Trichloroethane	0,99	0,05	1,05		µg/l	106%
Trichloromethane	2,48	0,13	2,52	0,73	µg/l	102%
Tetrachloromethane	1,48	0,08	1,46		µg/l	99%
1,1-Dichloroethene	3,33	0,18			µg/l	
Tribromomethane	0,96	0,05	0,86	0,270	µg/l	90%
Bromodichloromethane	<0,1		<0,1	0,068	µg/l	•
Dibromochloromethane	1,57	0,08	1,64	0,372	µg/l	104%
Dichloromethane	4,98	0,26	3,92		µg/l	79%
1,2-Dichloroethane	0,348	0,027	0,330		µg/l	95%
cis-1,2-Dichloroethene	<0,1				µg/l	
trans-1,2-Dichloroethene	0,332	0,027			µg/l	



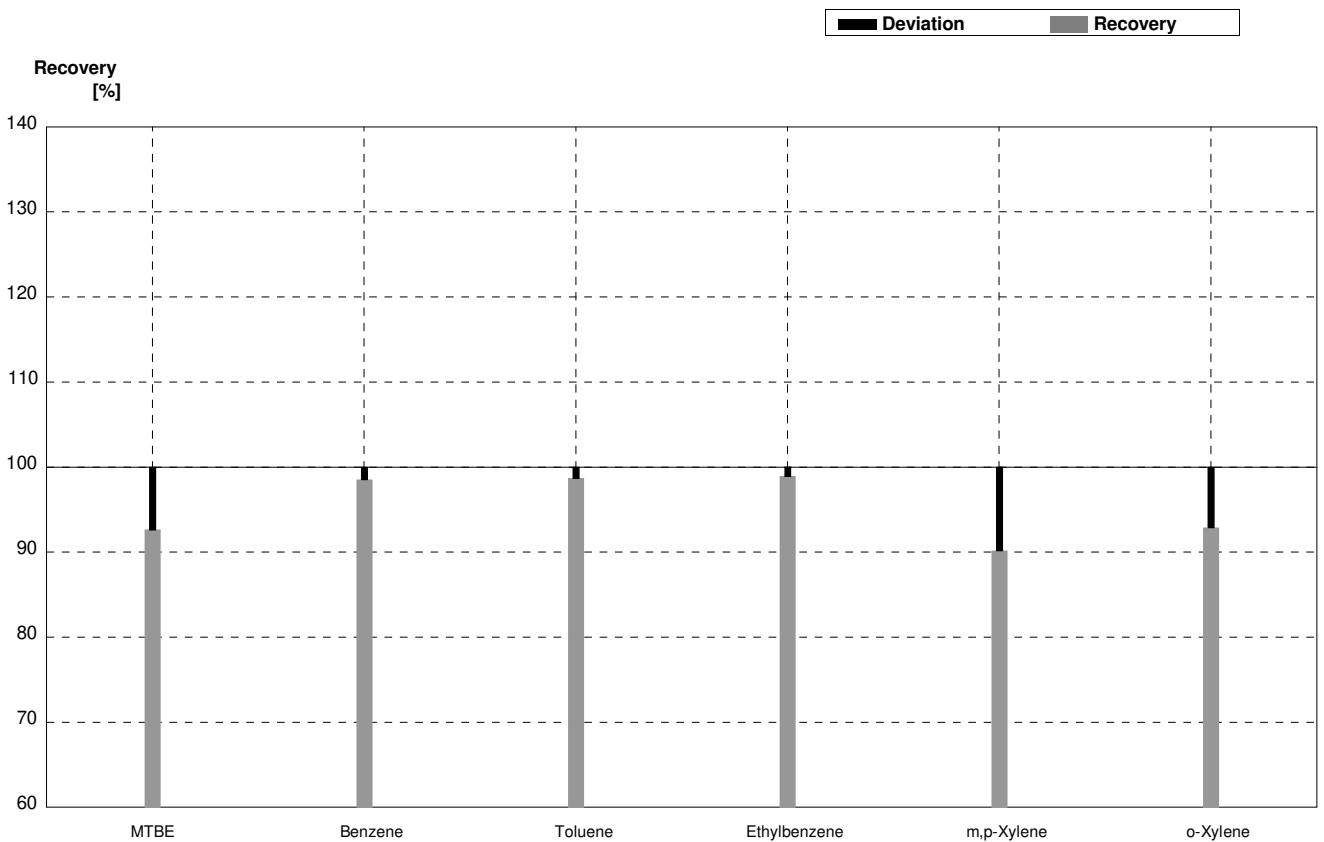
**Sample B-CB10A**  
**Laboratory W**

Parameter	Target value	± U (k=2)	Result	±	Unit	Recovery
MTBE	0,61	0,05	0,429	0,086	µg/L	70%
Benzene	3,75	0,19	3,70	0,74	µg/L	99%
Toluene	1,76	0,10	1,66	0,33	µg/L	94%
Ethylbenzene	3,03	0,16	2,93	0,59	µg/L	97%
m,p-Xylene	1,41	0,08	1,50	0,30	µg/L	106%
o-Xylene	1,22	0,07	1,16	0,23	µg/L	95%



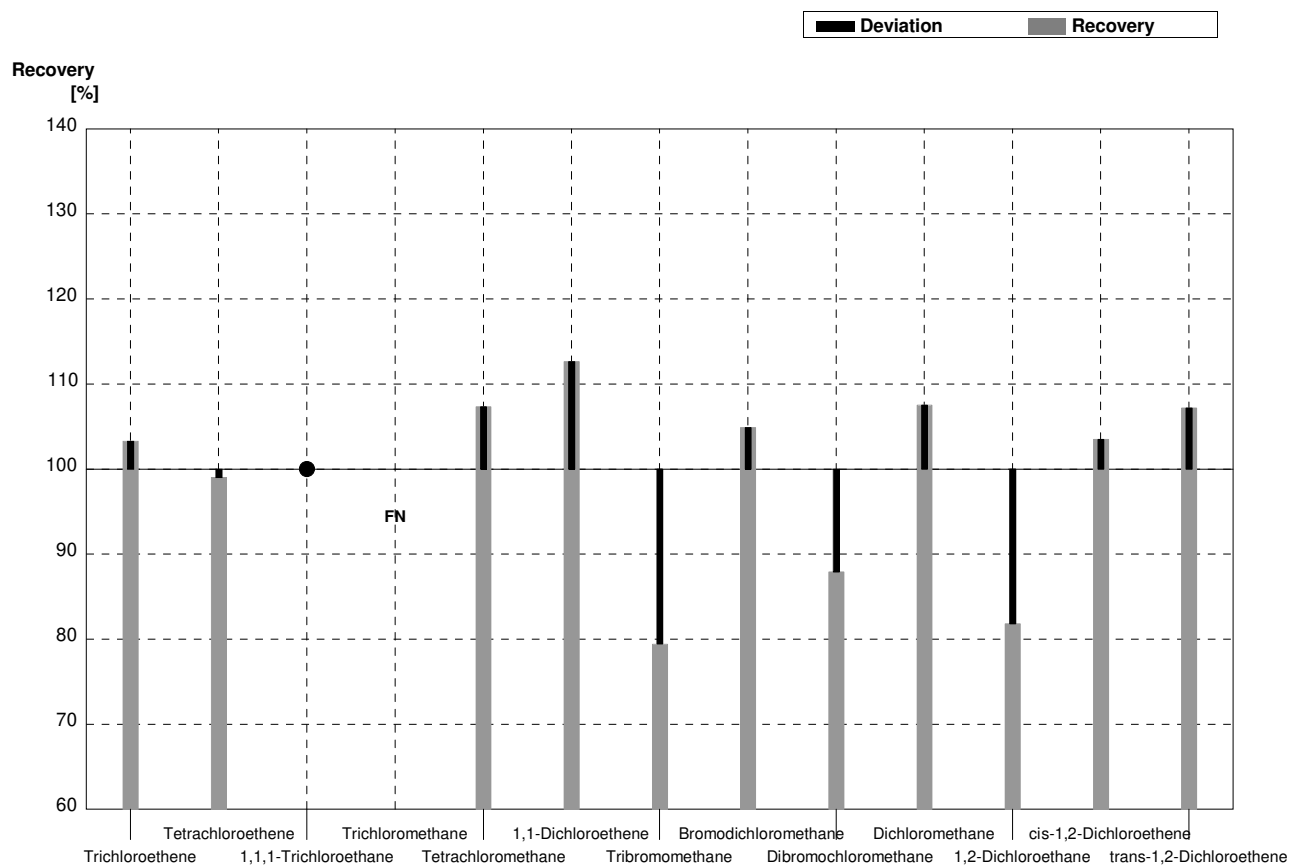
**Sample B-CB10B**  
**Laboratory W**

Parameter	Target value	± U (k=2)	Result	±	Unit	Recovery
MTBE	1,90	0,10	1,76	0,35	µg/L	93%
Benzene	0,82	0,05	0,808	0,162	µg/L	99%
Toluene	6,1	0,3	6,02	1,20	µg/L	99%
Ethylbenzene	0,74	0,05	0,732	0,146	µg/L	99%
m,p-Xylene	5,9	0,3	5,32	1,06	µg/L	90%
o-Xylene	4,36	0,22	4,05	0,81	µg/L	93%



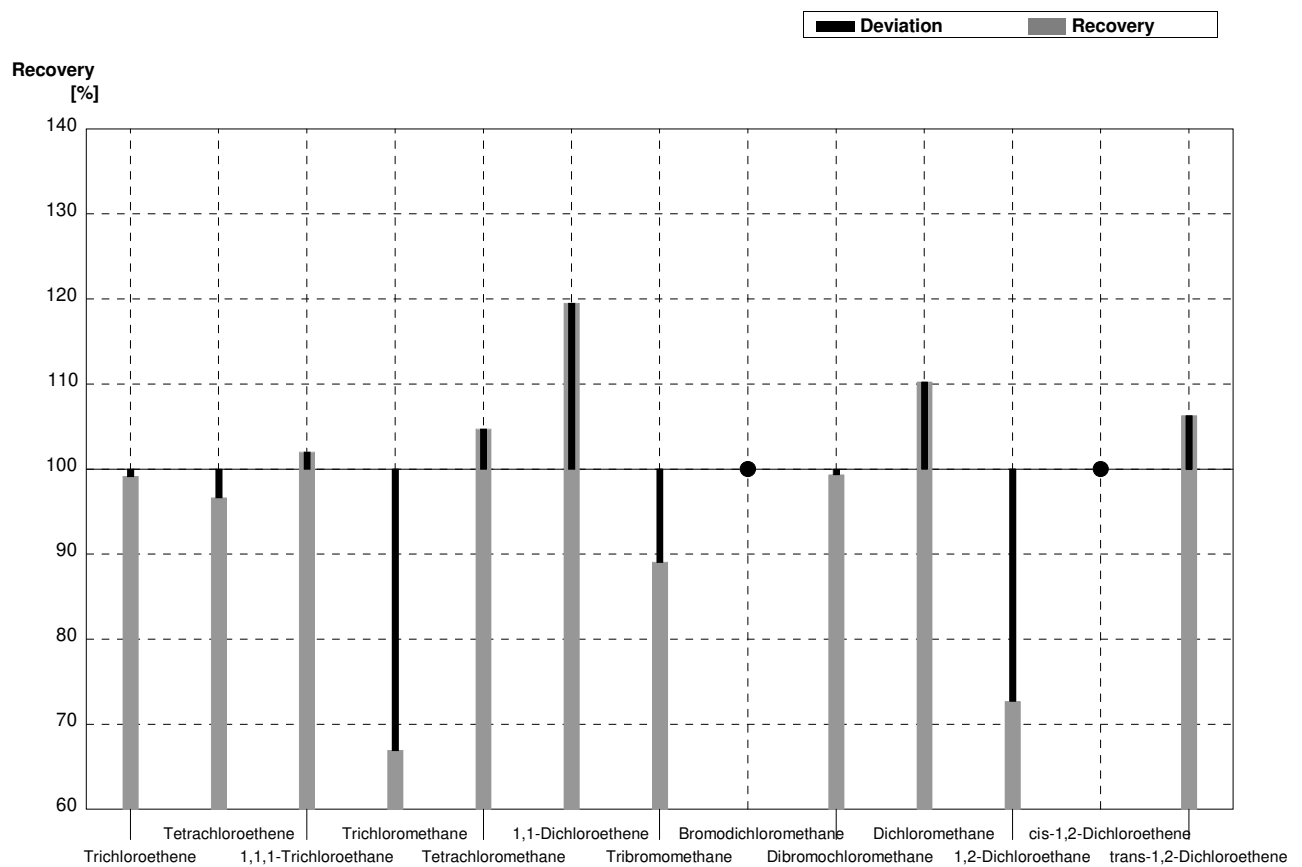
**Sample C-CB10A**  
**Laboratory W**

Parameter	Target value	± U (k=2)	Result	±	Unit	Recovery
Trichloroethene	2,73	0,14	2,82	0,56	µg/l	103%
Tetrachloroethene	1,04	0,06	1,03	0,21	µg/l	99%
1,1,1-Trichloroethane	<0,1		<0,1		µg/l	•
Trichloromethane	0,198	0,013	<0,1		µg/l	FN
Tetrachloromethane	0,300	0,018	0,322	0,064	µg/l	107%
1,1-Dichloroethene	1,58	0,09	1,78	0,36	µg/l	113%
Tribromomethane	0,292	0,020	0,232	0,046	µg/l	79%
Bromodichloromethane	0,61	0,03	0,640	0,128	µg/l	105%
Dibromochloromethane	0,53	0,03	0,466	0,093	µg/l	88%
Dichloromethane	1,19	0,09	1,28	0,26	µg/l	108%
1,2-Dichloroethane	2,92	0,15	2,39	0,48	µg/l	82%
cis-1,2-Dichloroethene	1,14	0,06	1,18	0,24	µg/l	104%
trans-1,2-Dichloroethene	2,36	0,12	2,53	0,51	µg/l	107%



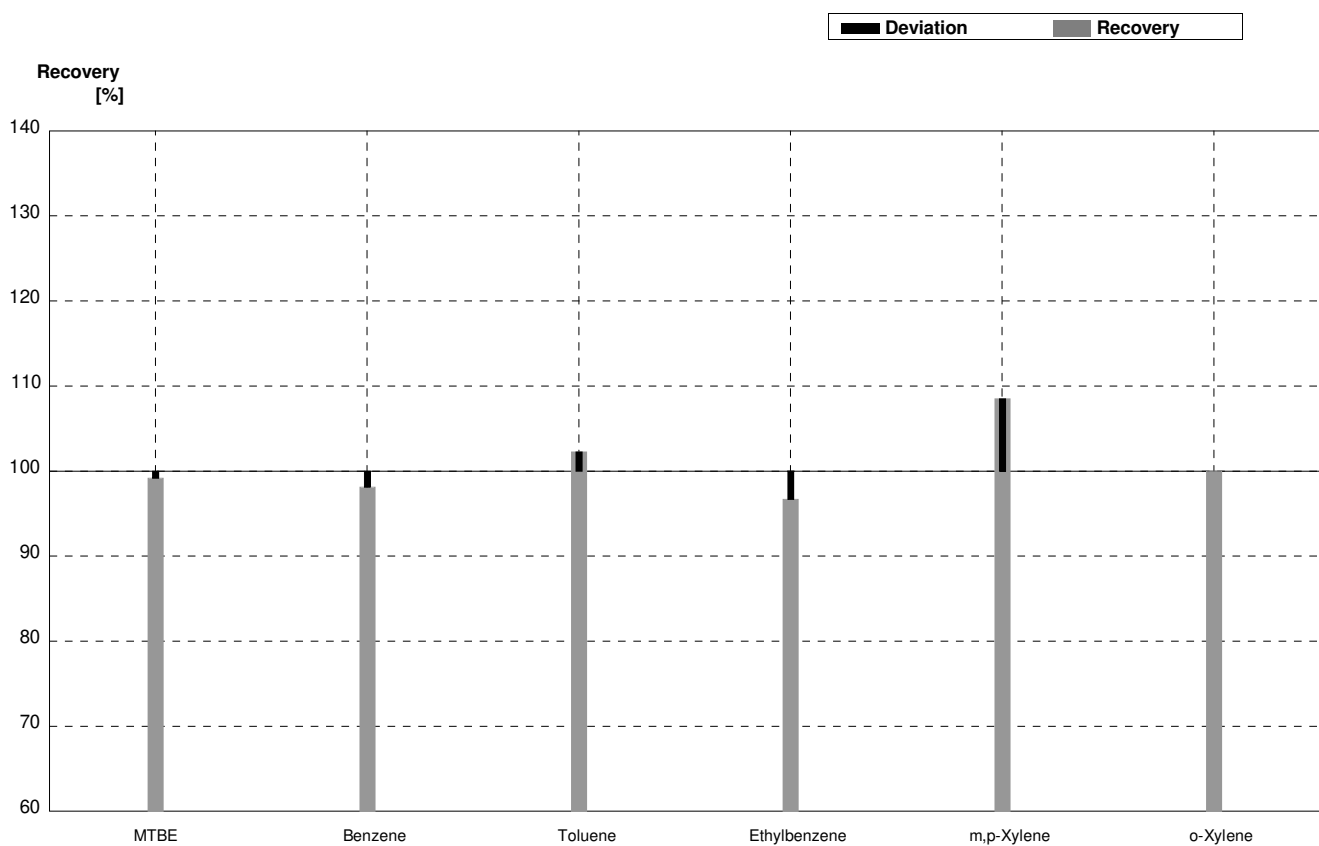
**Sample C-CB10B**  
**Laboratory W**

Parameter	Target value	± U (k=2)	Result	±	Unit	Recovery
Trichloroethene	1,19	0,06	1,18	0,24	µg/l	99%
Tetrachloroethene	1,49	0,08	1,44	0,29	µg/l	97%
1,1,1-Trichloroethane	0,99	0,05	1,01	0,20	µg/l	102%
Trichloromethane	2,48	0,13	1,66	0,33	µg/l	67%
Tetrachloromethane	1,48	0,08	1,55	0,31	µg/l	105%
1,1-Dichloroethene	3,33	0,18	3,98	0,80	µg/l	120%
Tribromomethane	0,96	0,05	0,855	0,171	µg/l	89%
Bromodichloromethane	<0,1		<0,1		µg/l	•
Dibromochloromethane	1,57	0,08	1,56	0,31	µg/l	99%
Dichloromethane	4,98	0,26	5,49	1,10	µg/l	110%
1,2-Dichloroethane	0,348	0,027	0,253	0,051	µg/l	73%
cis-1,2-Dichloroethene	<0,1		<0,1		µg/l	•
trans-1,2-Dichloroethene	0,332	0,027	0,353	0,070	µg/l	106%



**Sample B-CB10A**  
**Laboratory X**

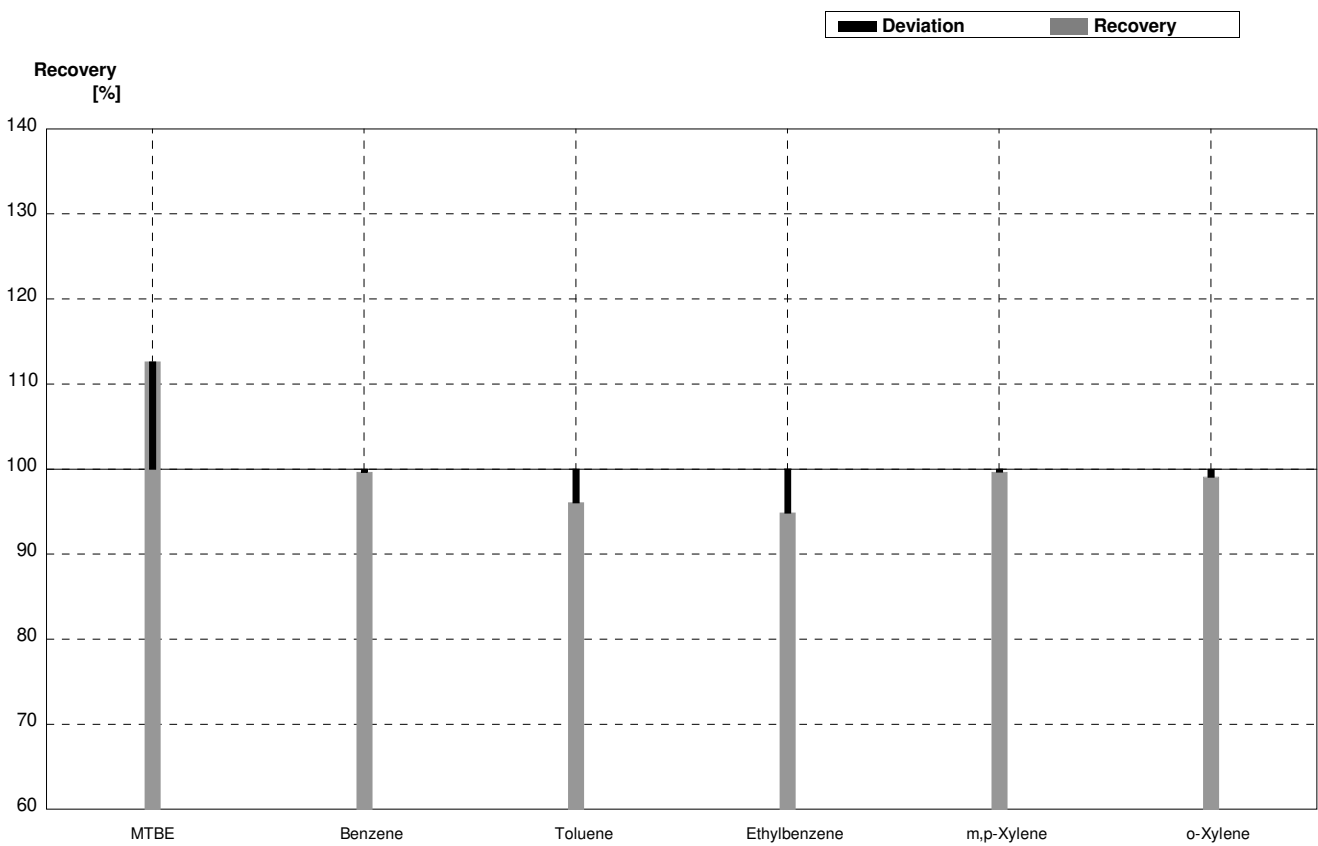
Parameter	Target value	± U (k=2)	Result	±	Unit	Recovery
MTBE	0,61	0,05	0,605	0,023	µg/L	99%
Benzene	3,75	0,19	3,68	0,035	µg/L	98%
Toluene	1,76	0,10	1,80	0,026	µg/L	102%
Ethylbenzene	3,03	0,16	2,93	0,026	µg/L	97%
m,p-Xylene	1,41	0,08	1,53	0,040	µg/L	109%
o-Xylene	1,22	0,07	1,22	0,020	µg/L	100%





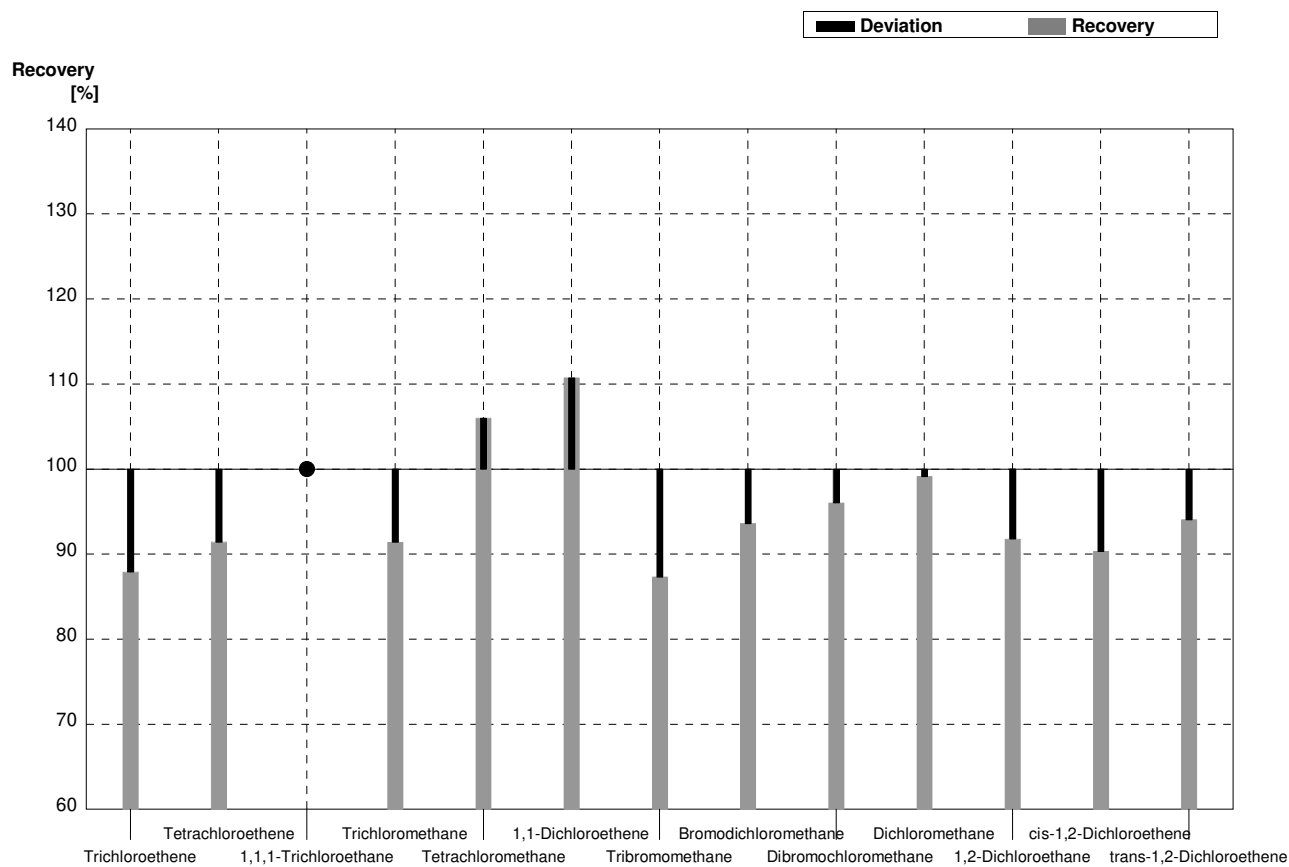
**Sample B-CB10B**  
**Laboratory X**

Parameter	Target value	± U (k=2)	Result	±	Unit	Recovery
MTBE	1,90	0,10	2,14	0,034	µg/L	113%
Benzene	0,82	0,05	0,817	0,017	µg/L	100%
Toluene	6,1	0,3	5,86	0,110	µg/L	96%
Ethylbenzene	0,74	0,05	0,702	0,007	µg/L	95%
m,p-Xylene	5,9	0,3	5,88	0,131	µg/L	100%
o-Xylene	4,36	0,22	4,32	0,106	µg/L	99%



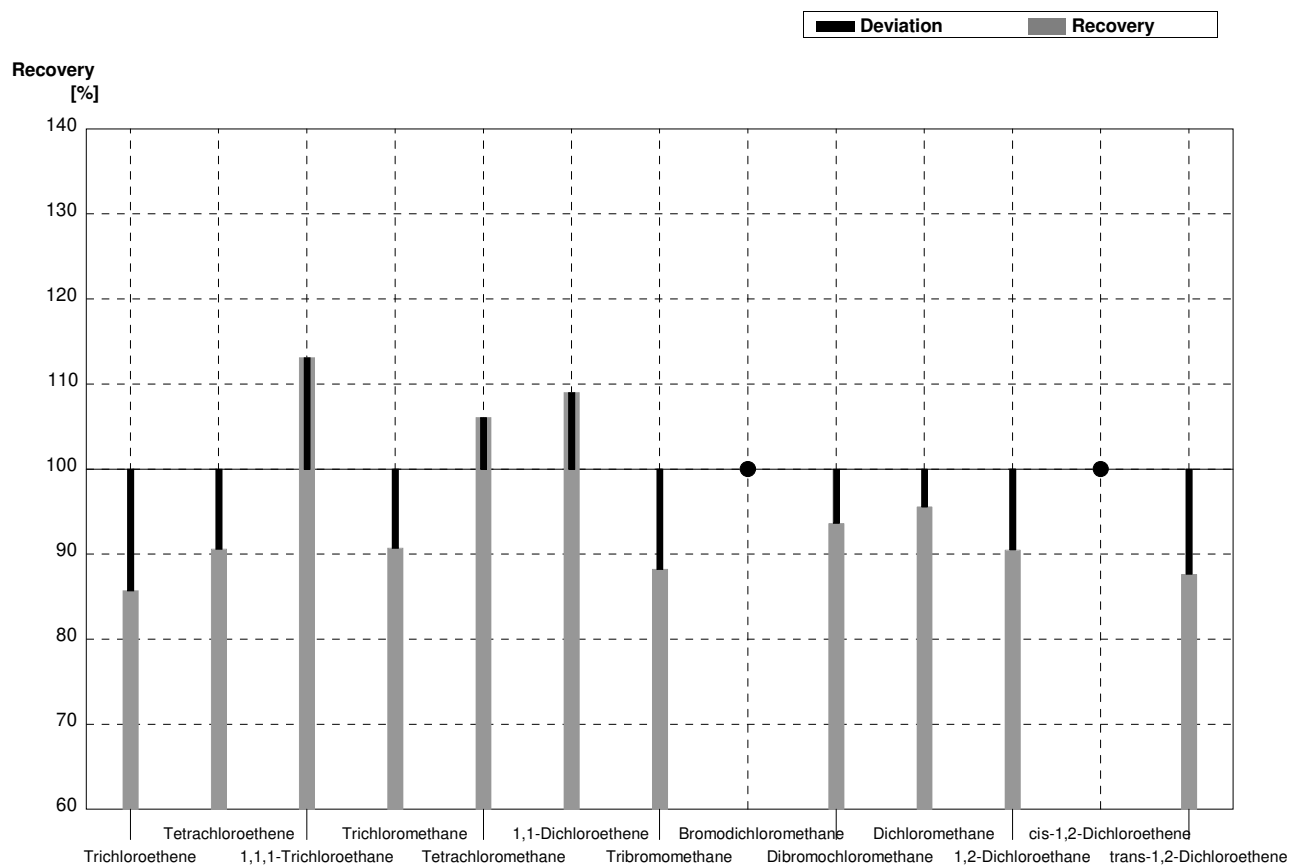
**Sample C-CB10A**  
**Laboratory X**

Parameter	Target value	± U (k=2)	Result	±	Unit	Recovery
Trichloroethene	2,73	0,14	2,40	0,015	µg/l	88%
Tetrachloroethene	1,04	0,06	0,951	0,014	µg/l	91%
1,1,1-Trichloroethane	<0,1		<0,10		µg/l	•
Trichloromethane	0,198	0,013	0,181	0,002	µg/l	91%
Tetrachloromethane	0,300	0,018	0,318	0,009	µg/l	106%
1,1-Dichloroethene	1,58	0,09	1,75	0,036	µg/l	111%
Tribromomethane	0,292	0,020	0,255	0,014	µg/l	87%
Bromodichloromethane	0,61	0,03	0,571	0,001	µg/l	94%
Dibromochloromethane	0,53	0,03	0,509	0,013	µg/l	96%
Dichloromethane	1,19	0,09	1,18	0,079	µg/l	99%
1,2-Dichloroethane	2,92	0,15	2,68	0,023	µg/l	92%
cis-1,2-Dichloroethene	1,14	0,06	1,03	0,012	µg/l	90%
trans-1,2-Dichloroethene	2,36	0,12	2,22	0,012	µg/l	94%



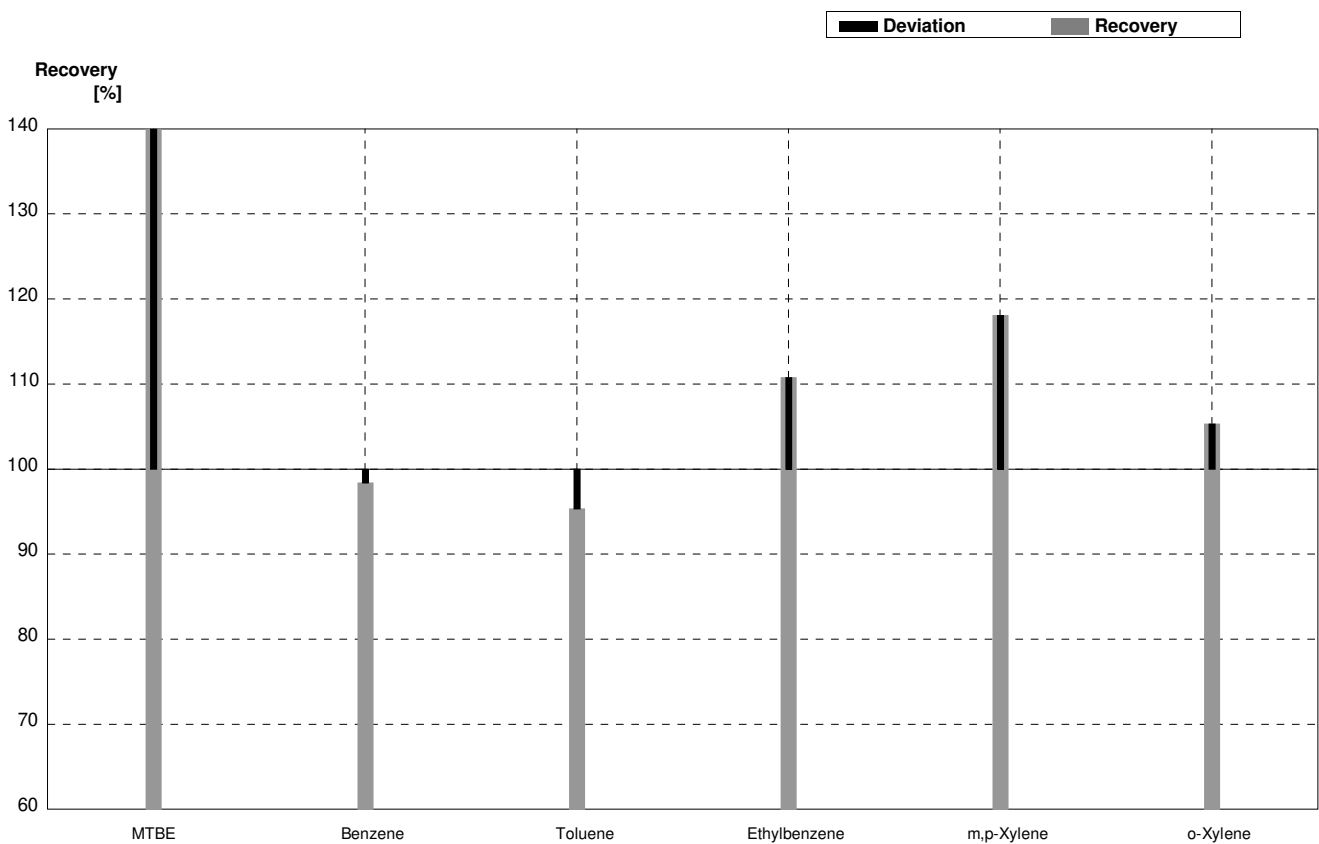
**Sample C-CB10B**  
**Laboratory X**

Parameter	Target value	± U (k=2)	Result	±	Unit	Recovery
Trichloroethene	1,19	0,06	1,02	0,015	µg/l	86%
Tetrachloroethene	1,49	0,08	1,35	0,010	µg/l	91%
1,1,1-Trichloroethane	0,99	0,05	1,12	0,017	µg/l	113%
Trichloromethane	2,48	0,13	2,25	0,032	µg/l	91%
Tetrachloromethane	1,48	0,08	1,57	0,040	µg/l	106%
1,1-Dichloroethene	3,33	0,18	3,63	0,115	µg/l	109%
Tribromomethane	0,96	0,05	0,847	0,004	µg/l	88%
Bromodichloromethane	<0,1		<0,10		µg/l	•
Dibromochloromethane	1,57	0,08	1,47	0,017	µg/l	94%
Dichloromethane	4,98	0,26	4,76	0,685	µg/l	96%
1,2-Dichloroethane	0,348	0,027	0,315	0,004	µg/l	91%
cis-1,2-Dichloroethene	<0,1		<0,10		µg/l	•
trans-1,2-Dichloroethene	0,332	0,027	0,291	0,007	µg/l	88%



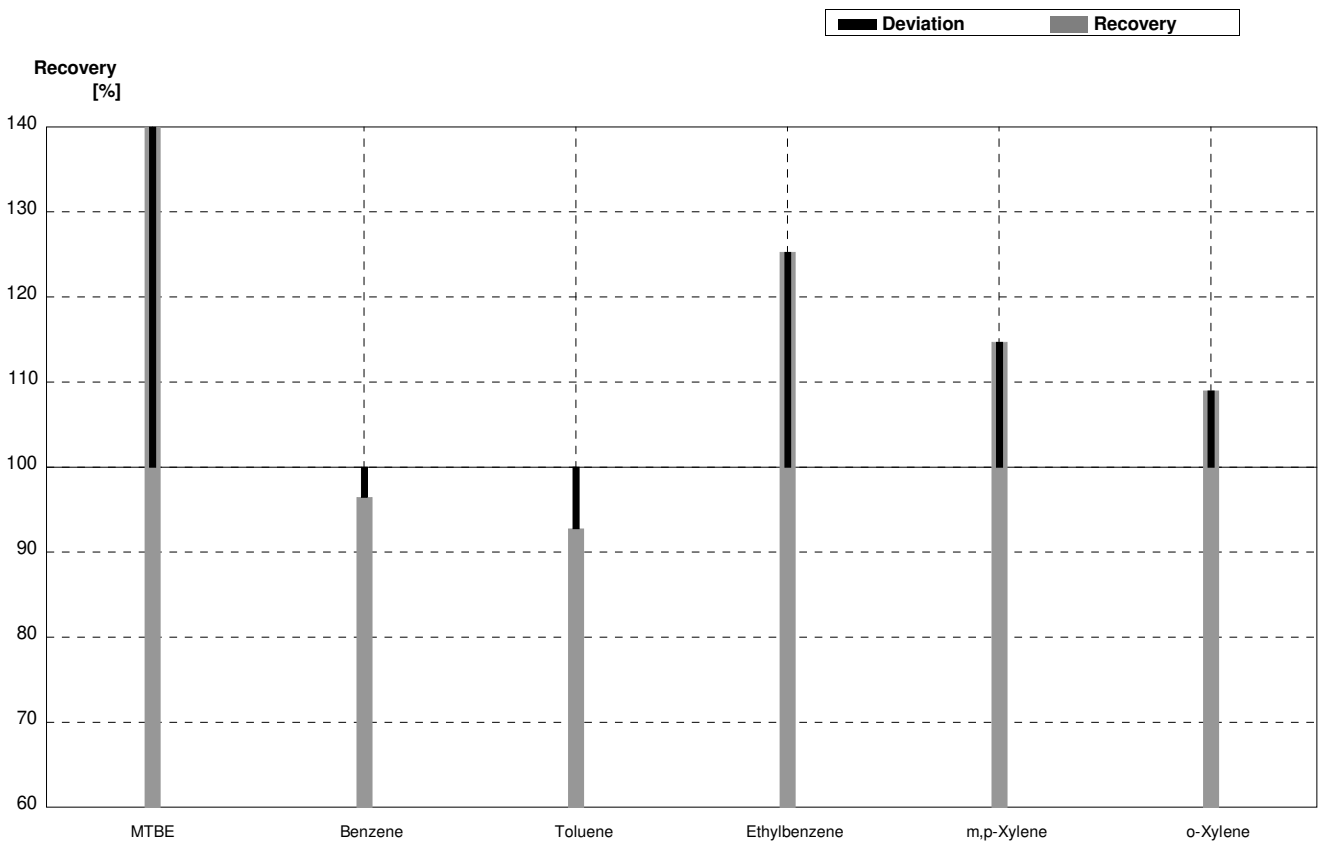
**Sample B-CB10A**  
**Laboratory Y**

Parameter	Target value	± U (k=2)	Result	±	Unit	Recovery
MTBE	0,61	0,05	0,922	0,0507	µg/L	151%
Benzene	3,75	0,19	3,690	0,2066	µg/L	98%
Toluene	1,76	0,10	1,678	0,0906	µg/L	95%
Ethylbenzene	3,03	0,16	3,357	0,2283	µg/L	111%
m,p-Xylene	1,41	0,08	1,665	0,1065	µg/L	118%
o-Xylene	1,22	0,07	1,285	0,0797	µg/L	105%



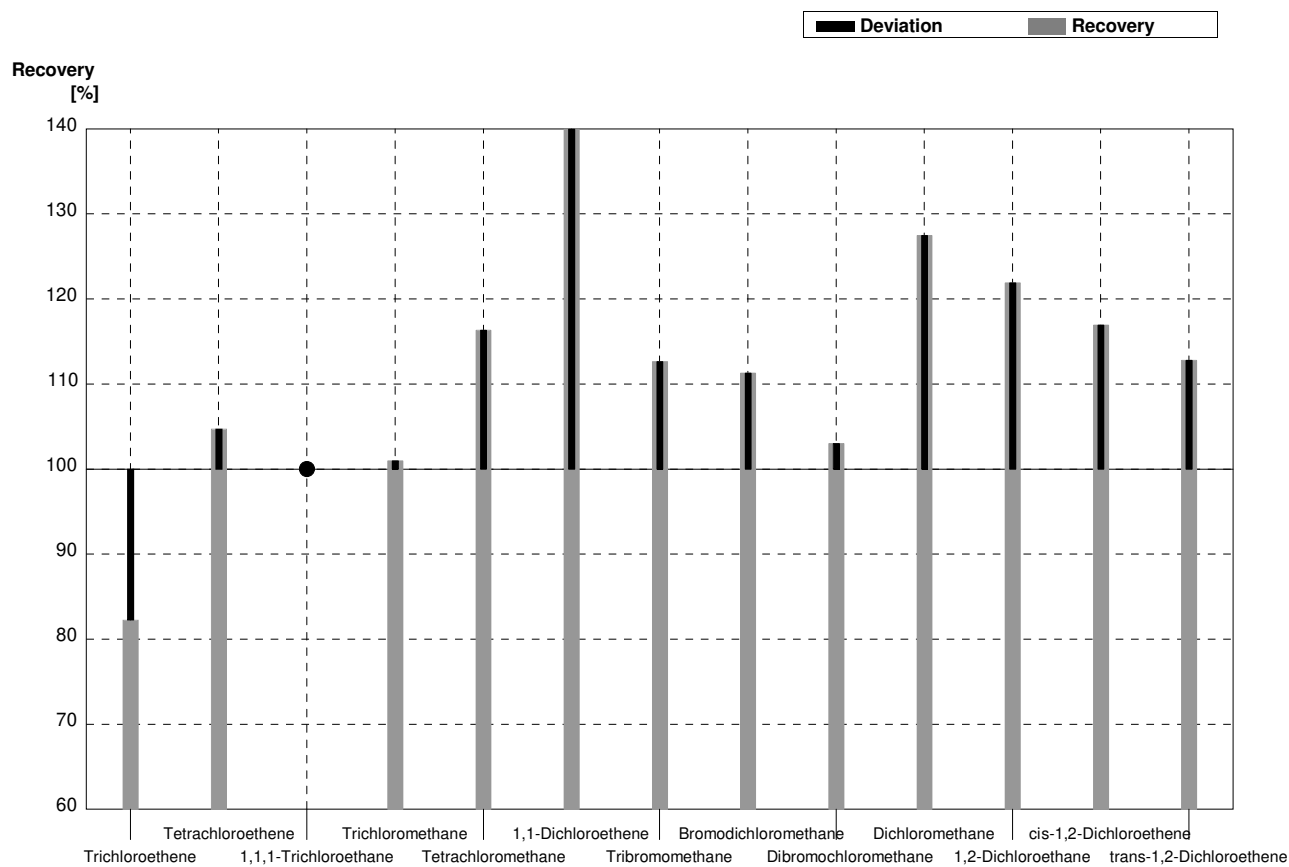
**Sample B-CB10B**  
**Laboratory Y**

Parameter	Target value	± U (k=2)	Result	±	Unit	Recovery
MTBE	1,90	0,10	4,045	0,2225	µg/L	213%
Benzene	0,82	0,05	0,791	0,0443	µg/L	96%
Toluene	6,1	0,3	5,659	0,3056	µg/L	93%
Ethylbenzene	0,74	0,05	0,927	0,0630	µg/L	125%
m,p-Xylene	5,9	0,3	6,767	0,4331	µg/L	115%
o-Xylene	4,36	0,22	4,752	0,2946	µg/L	109%



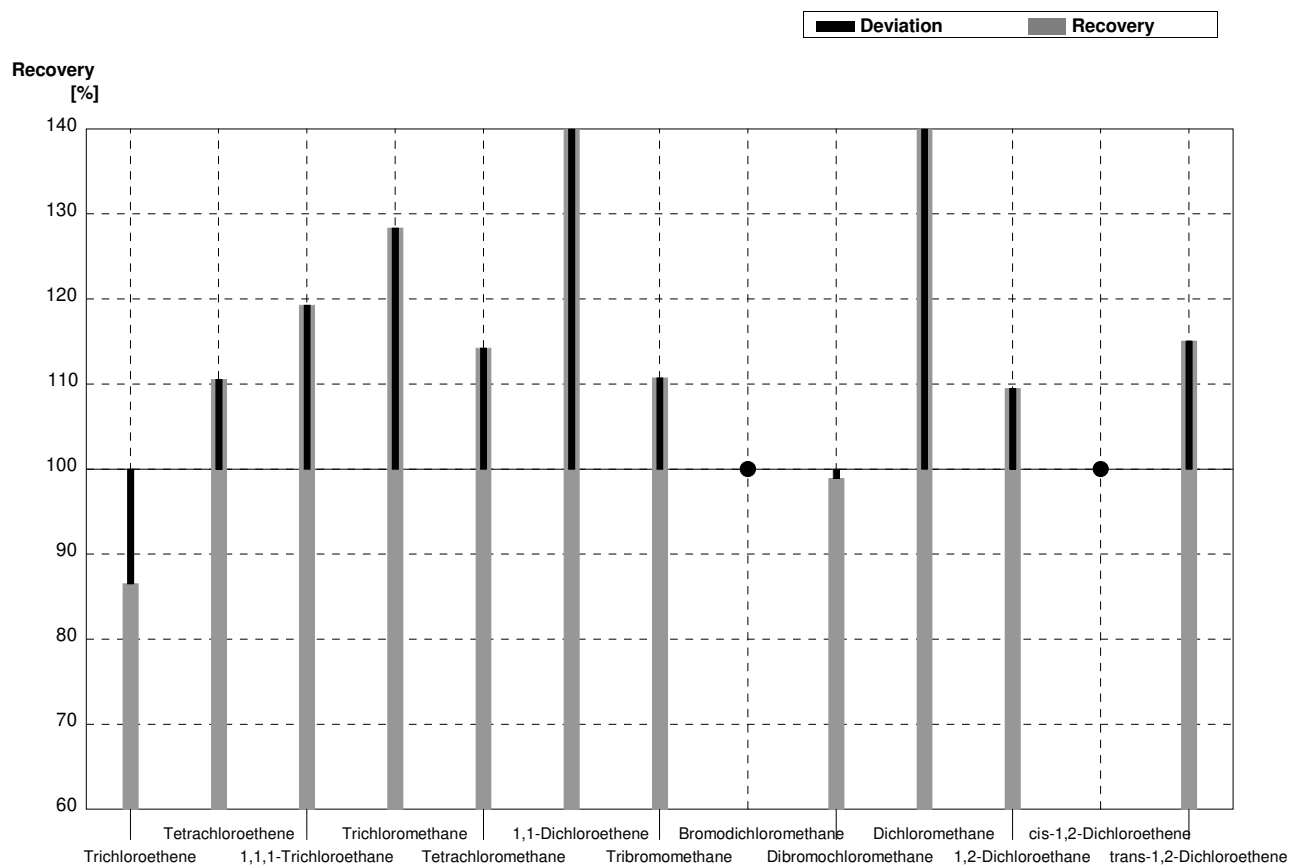
**Sample C-CB10A**  
**Laboratory Y**

Parameter	Target value	± U (k=2)	Result	±	Unit	Recovery
Trichloroethene	2,73	0,14	2,246	0,2495	µg/l	82%
Tetrachloroethene	1,04	0,06	1,089	0,1393	µg/l	105%
1,1,1-Trichloroethane	<0,1		<0,05		µg/l	•
Trichloromethane	0,198	0,013	0,200	0,0214	µg/l	101%
Tetrachloromethane	0,300	0,018	0,349	0,0449	µg/l	116%
1,1-Dichloroethene	1,58	0,09	2,306	0,3397	µg/l	146%
Tribromomethane	0,292	0,020	0,329	0,0337	µg/l	113%
Bromodichloromethane	0,61	0,03	0,679	0,0768	µg/l	111%
Dibromochloromethane	0,53	0,03	0,546	0,0579	µg/l	103%
Dichloromethane	1,19	0,09	1,517	0,1840	µg/l	127%
1,2-Dichloroethane	2,92	0,15	3,560	0,3998	µg/l	122%
cis-1,2-Dichloroethene	1,14	0,06	1,333	0,1589	µg/l	117%
trans-1,2-Dichloroethene	2,36	0,12	2,662	0,2854	µg/l	113%



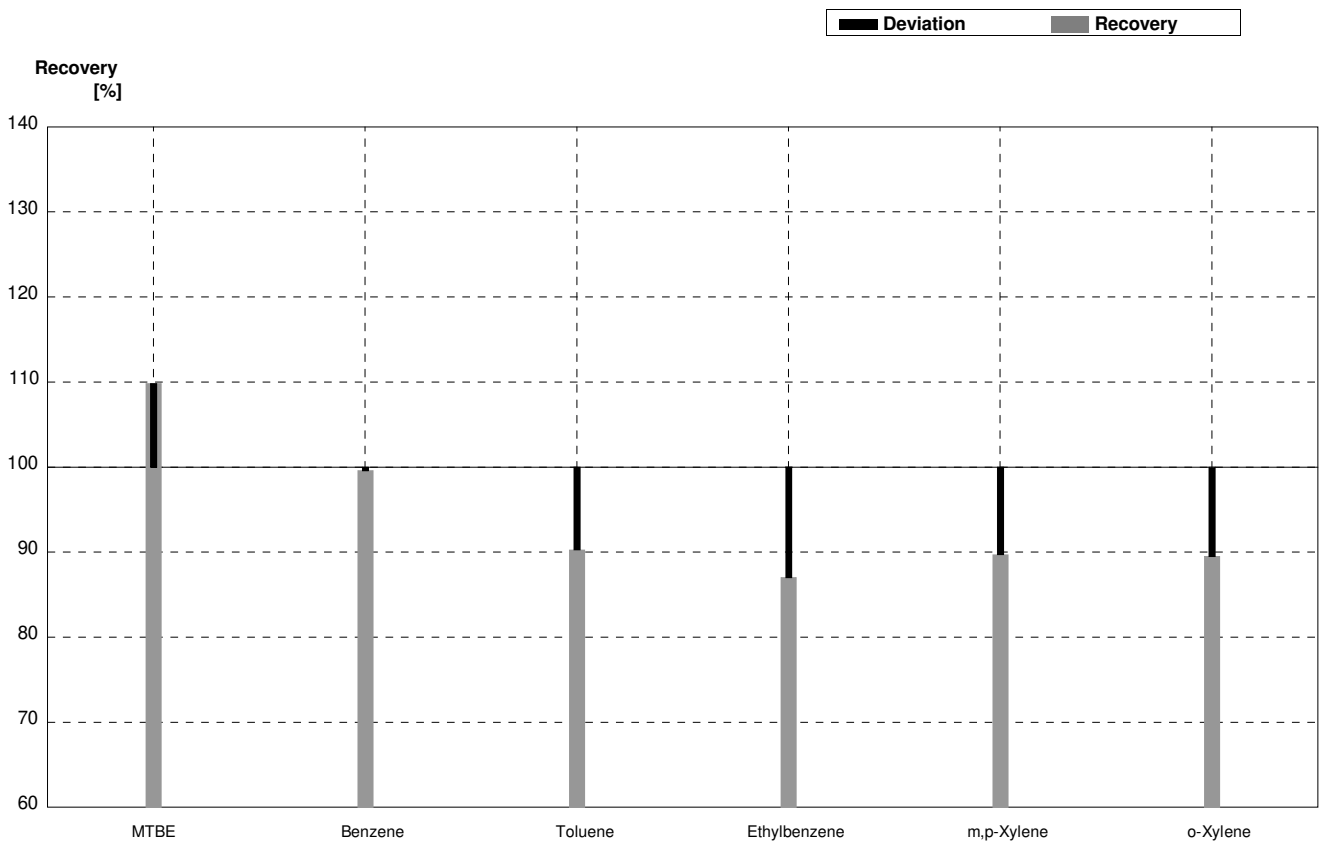
**Sample C-CB10B**  
**Laboratory Y**

Parameter	Target value	± U (k=2)	Result	±	Unit	Recovery
Trichloroethene	1,19	0,06	1,030	0,1145	µg/l	87%
Tetrachloroethene	1,49	0,08	1,647	0,2106	µg/l	111%
1,1,1-Trichloroethane	0,99	0,05	1,181	0,1382	µg/l	119%
Trichloromethane	2,48	0,13	3,183	0,3405	µg/l	128%
Tetrachloromethane	1,48	0,08	1,691	0,2174	µg/l	114%
1,1-Dichloroethene	3,33	0,18	6,149	0,9058	µg/l	185%
Tribromomethane	0,96	0,05	1,063	0,1090	µg/l	111%
Bromodichloromethane	<0,1		<0,05		µg/l	•
Dibromochloromethane	1,57	0,08	1,553	0,1647	µg/l	99%
Dichloromethane	4,98	0,26	7,772	0,9427	µg/l	156%
1,2-Dichloroethane	0,348	0,027	0,381	0,0428	µg/l	109%
cis-1,2-Dichloroethene	<0,1		<0,05		µg/l	•
trans-1,2-Dichloroethene	0,332	0,027	0,382	0,0409	µg/l	115%



**Sample B-CB10A**  
**Laboratory Z**

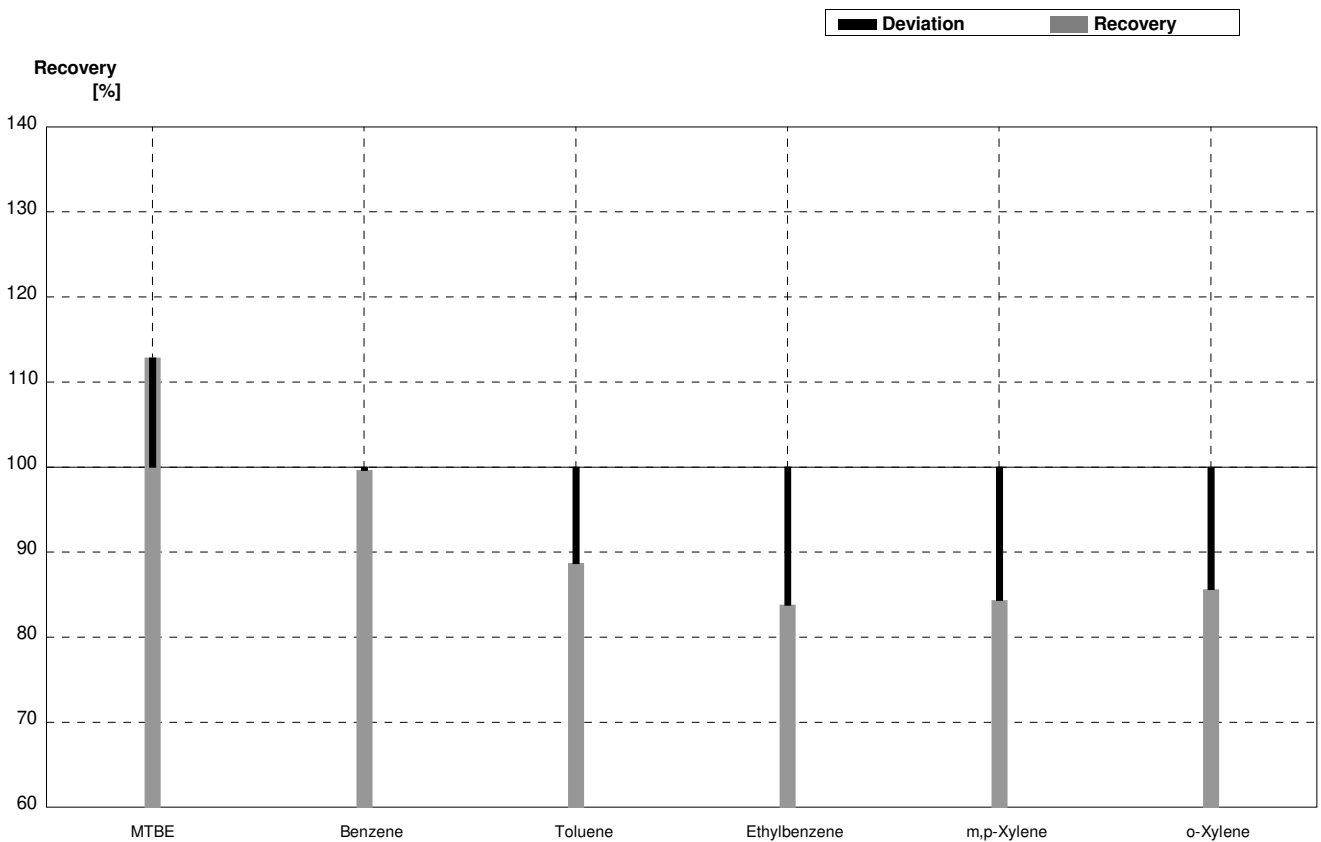
Parameter	Target value	± U (k=2)	Result	±	Unit	Recovery
MTBE	0,61	0,05	0,670	0,127	µg/L	110%
Benzene	3,75	0,19	3,735	0,859	µg/L	100%
Toluene	1,76	0,10	1,589	0,461	µg/L	90%
Ethylbenzene	3,03	0,16	2,637	0,607	µg/L	87%
m,p-Xylene	1,41	0,08	1,265	0,392	µg/L	90%
o-Xylene	1,22	0,07	1,092	0,262	µg/L	90%





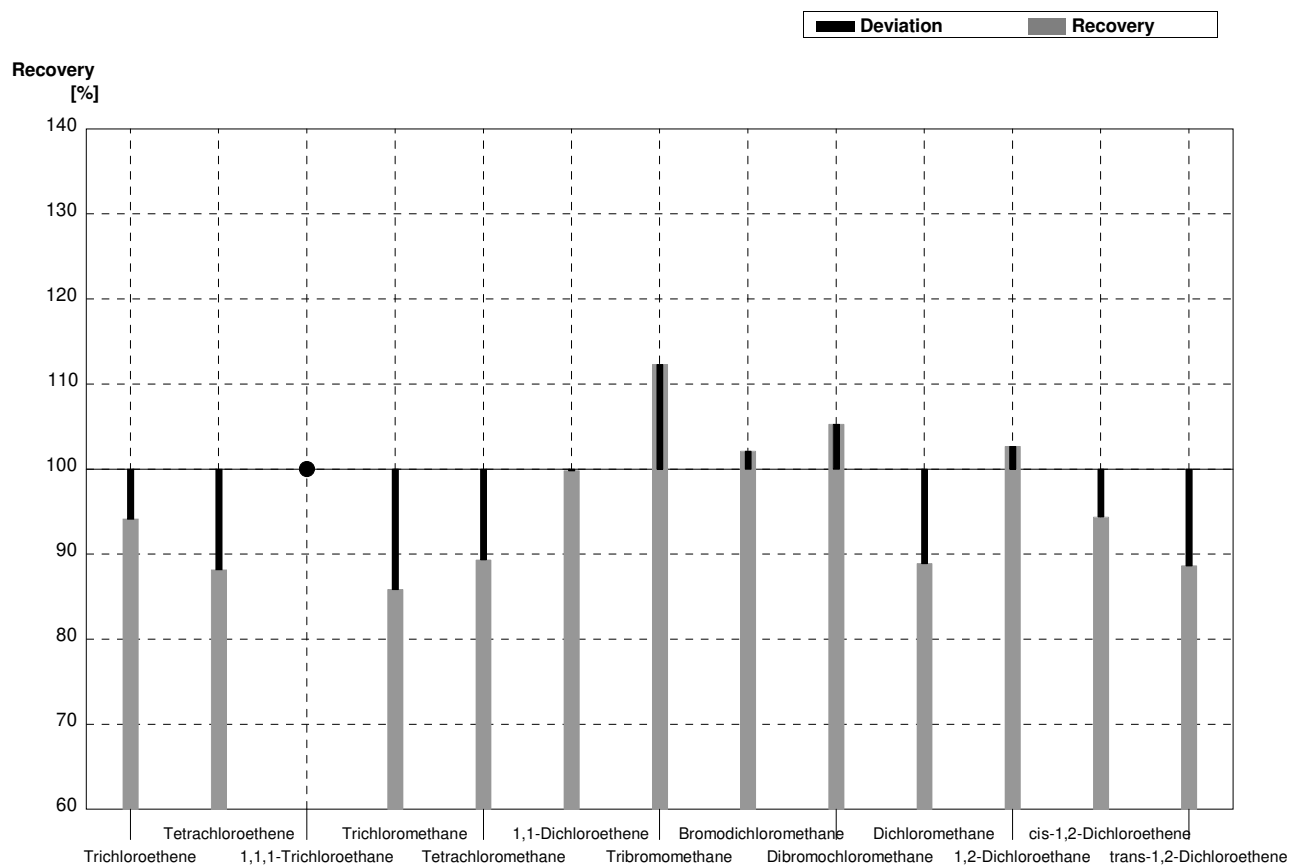
**Sample B-CB10B**  
**Laboratory Z**

Parameter	Target value	± U (k=2)	Result	±	Unit	Recovery
MTBE	1,90	0,10	2,144	0,407	µg/L	113%
Benzene	0,82	0,05	0,817	0,188	µg/L	100%
Toluene	6,1	0,3	5,410	1,569	µg/L	89%
Ethylbenzene	0,74	0,05	0,620	0,143	µg/L	84%
m,p-Xylene	5,9	0,3	4,976	1,543	µg/L	84%
o-Xylene	4,36	0,22	3,733	0,896	µg/L	86%



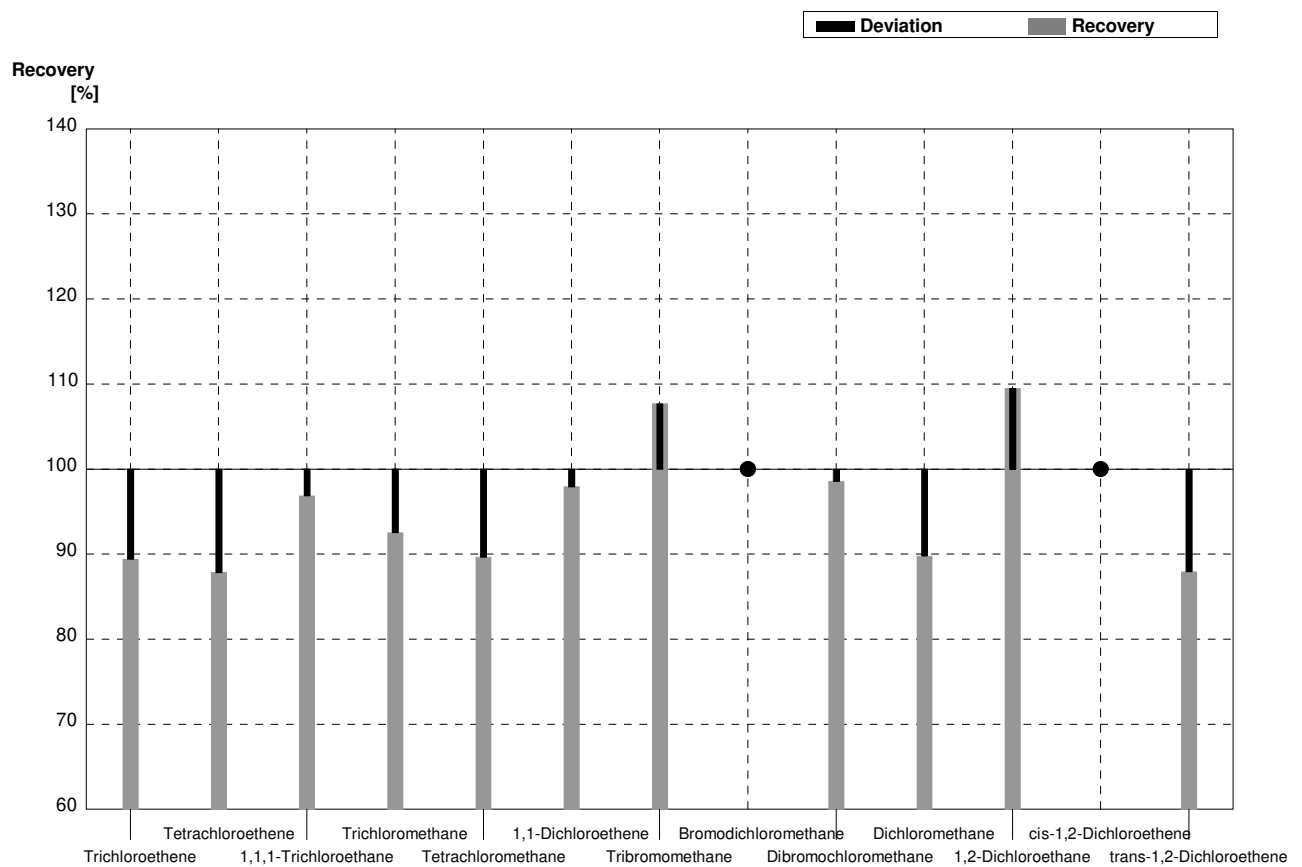
**Sample C-CB10A**  
**Laboratory Z**

Parameter	Target value	± U (k=2)	Result	±	Unit	Recovery
Trichloroethene	2,73	0,14	2,570	0,848	µg/l	94%
Tetrachloroethene	1,04	0,06	0,917	0,303	µg/l	88%
1,1,1-Trichloroethane	<0,1		<0,05	0,011	µg/l	•
Trichloromethane	0,198	0,013	0,170	0,046	µg/l	86%
Tetrachloromethane	0,300	0,018	0,268	0,051	µg/l	89%
1,1-Dichloroethene	1,58	0,09	1,577	0,252	µg/l	100%
Tribromomethane	0,292	0,020	0,328	0,098	µg/l	112%
Bromodichloromethane	0,61	0,03	0,623	0,156	µg/l	102%
Dibromochloromethane	0,53	0,03	0,558	0,145	µg/l	105%
Dichloromethane	1,19	0,09	1,058	0,307	µg/l	89%
1,2-Dichloroethane	2,92	0,15	2,999	1,020	µg/l	103%
cis-1,2-Dichloroethene	1,14	0,06	1,076	0,247	µg/l	94%
trans-1,2-Dichloroethene	2,36	0,12	2,092	0,544	µg/l	89%



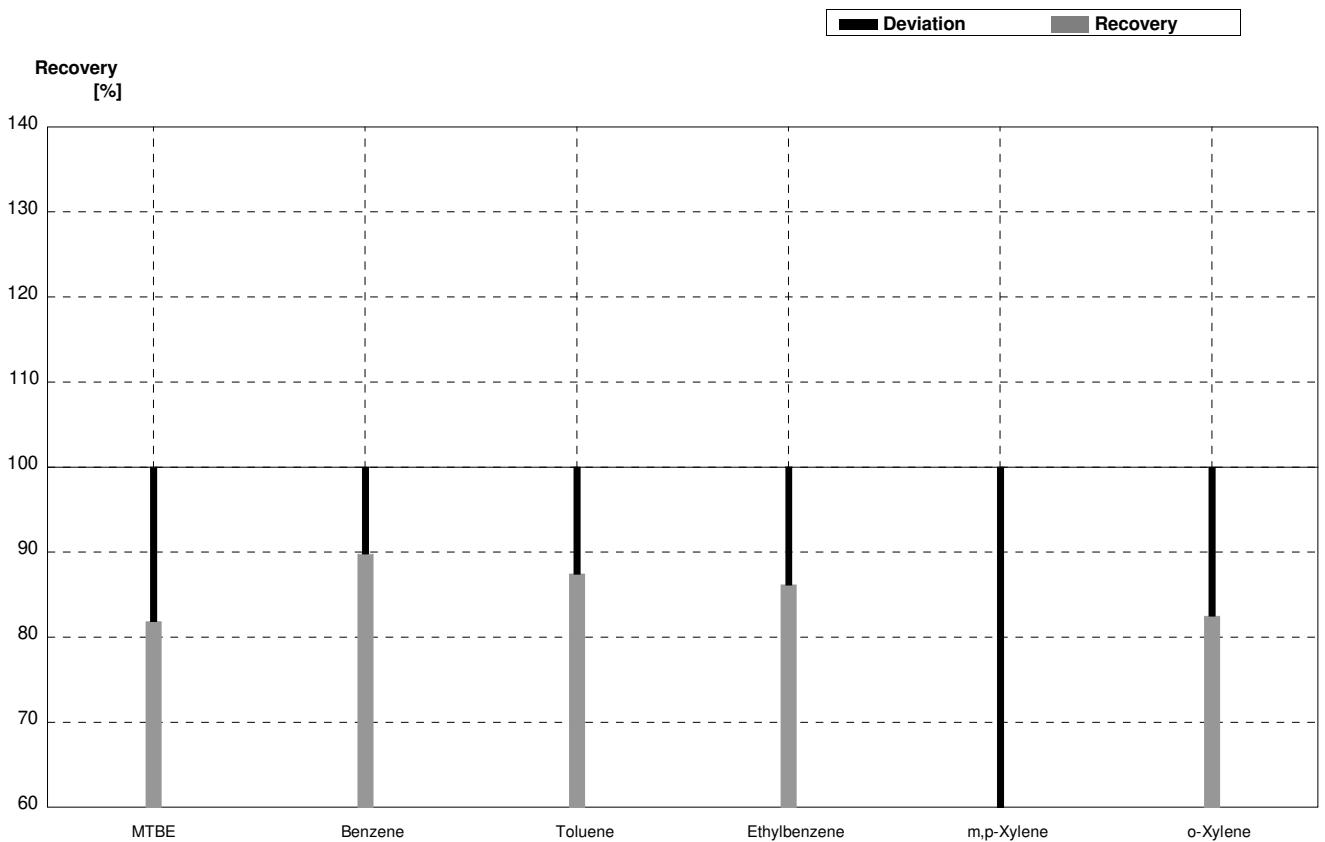
**Sample C-CB10B**  
**Laboratory Z**

Parameter	Target value	± U (k=2)	Result	±	Unit	Recovery
Trichloroethene	1,19	0,06	1,064	0,351	µg/l	89%
Tetrachloroethene	1,49	0,08	1,309	0,432	µg/l	88%
1,1,1-Trichloroethane	0,99	0,05	0,959	0,211	µg/l	97%
Trichloromethane	2,48	0,13	2,295	0,620	µg/l	93%
Tetrachloromethane	1,48	0,08	1,327	0,252	µg/l	90%
1,1-Dichloroethene	3,33	0,18	3,261	0,522	µg/l	98%
Tribromomethane	0,96	0,05	1,034	0,310	µg/l	108%
Bromodichloromethane	<0,1		<0,05	0,013	µg/l	•
Dibromochloromethane	1,57	0,08	1,548	0,403	µg/l	99%
Dichloromethane	4,98	0,26	4,472	1,297	µg/l	90%
1,2-Dichloroethane	0,348	0,027	0,381	0,129	µg/l	109%
cis-1,2-Dichloroethene	<0,1		<0,05	0,012	µg/l	•
trans-1,2-Dichloroethene	0,332	0,027	0,292	0,076	µg/l	88%



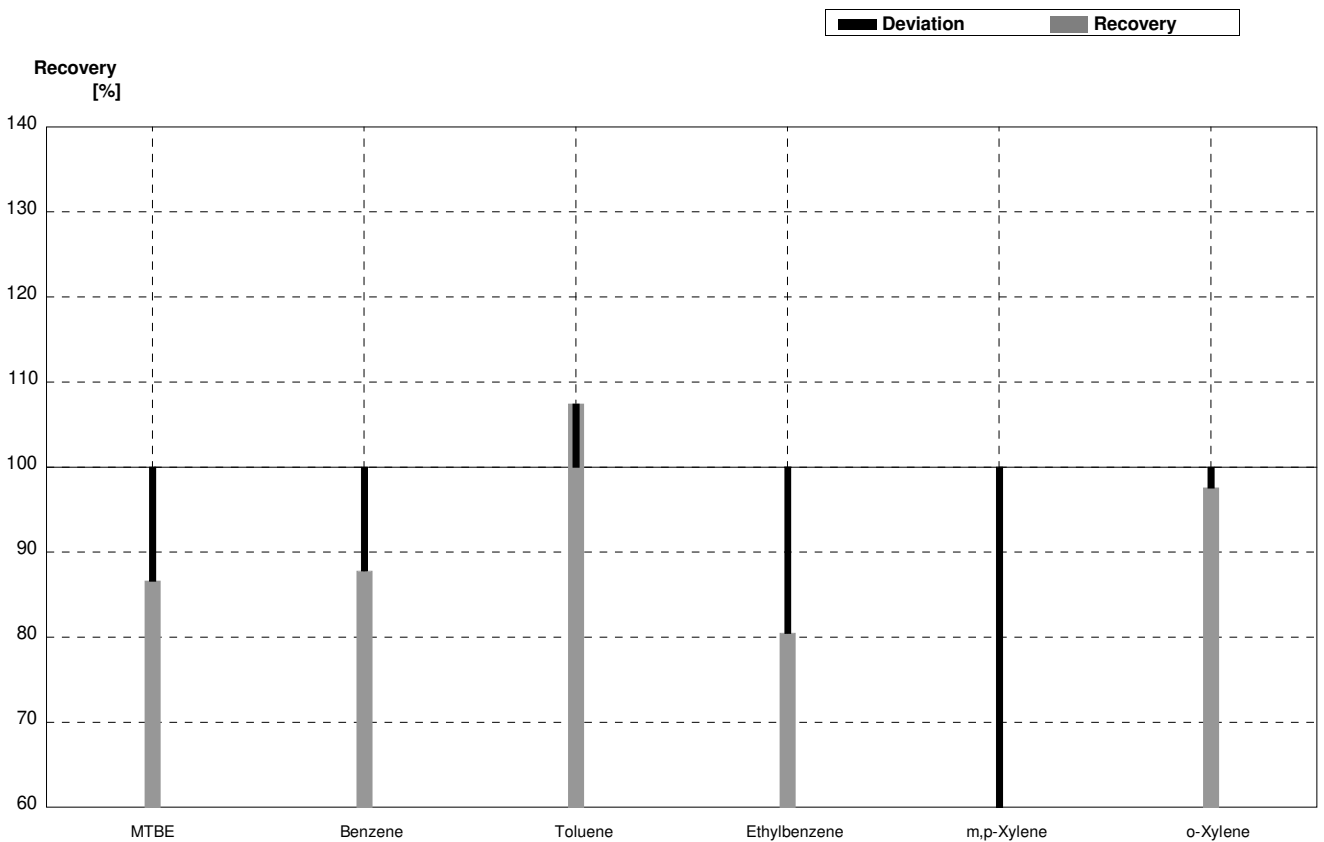
**Sample B-CB10A**  
**Laboratory AA**

Parameter	Target value	± U (k=2)	Result	±	Unit	Recovery
MTBE	0,61	0,05	0,4994	0,0699	µg/L	82%
Benzene	3,75	0,19	3,3673	0,5051	µg/L	90%
Toluene	1,76	0,10	1,5391	0,2309	µg/L	87%
Ethylbenzene	3,03	0,16	2,6105	0,4960	µg/L	86%
m,p-Xylene	1,41	0,08	0,5773	0,1270	µg/L	41%
o-Xylene	1,22	0,07	1,0063	0,2214	µg/L	82%



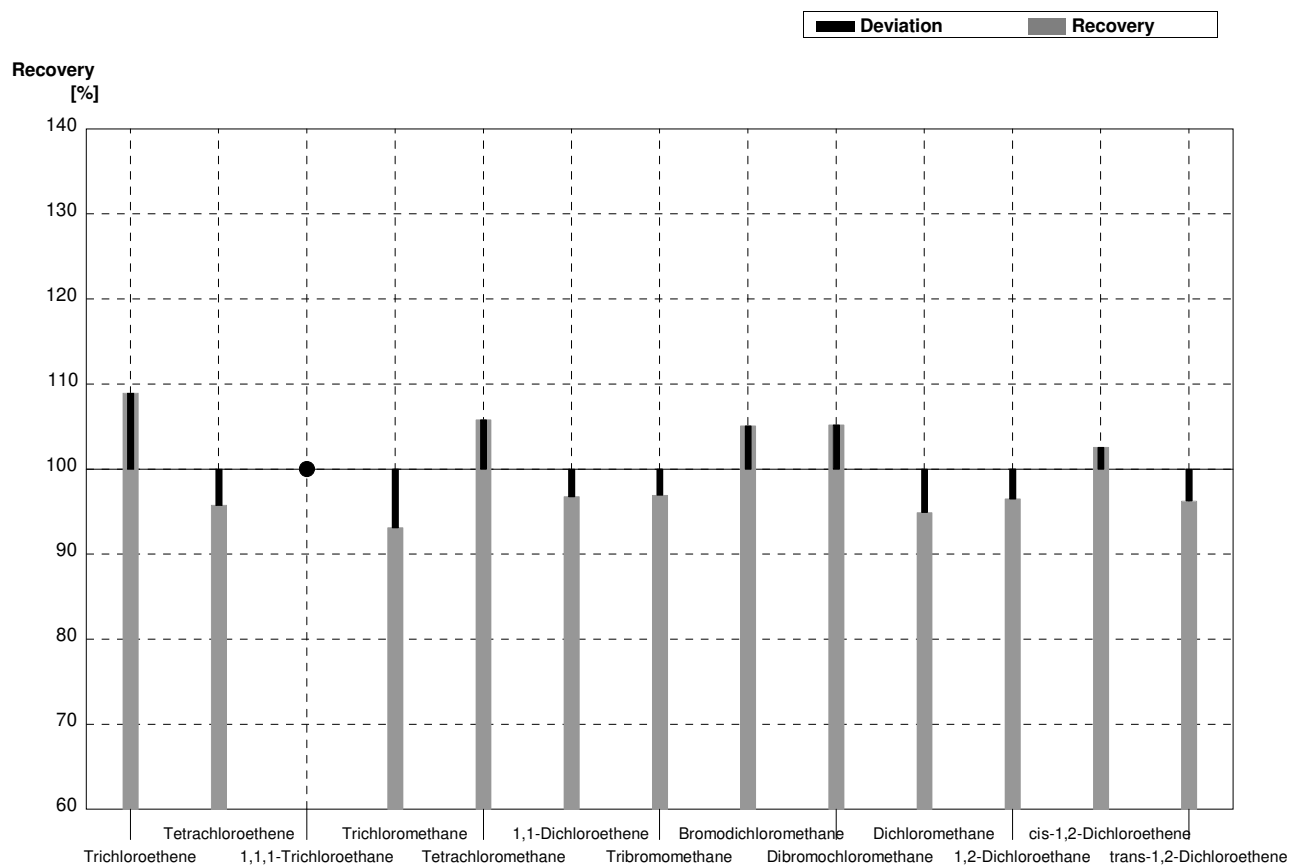
**Sample B-CB10B**  
**Laboratory AA**

Parameter	Target value	± U (k=2)	Result	±	Unit	Recovery
MTBE	1,90	0,10	1,6455	0,2304	µg/L	87%
Benzene	0,82	0,05	0,7200	0,1080	µg/L	88%
Toluene	6,1	0,3	6,5527	0,9829	µg/L	107%
Ethylbenzene	0,74	0,05	0,5956	0,1132	µg/L	80%
m,p-Xylene	5,9	0,3	2,7505	0,6051	µg/L	47%
o-Xylene	4,36	0,22	4,2540	0,9359	µg/L	98%



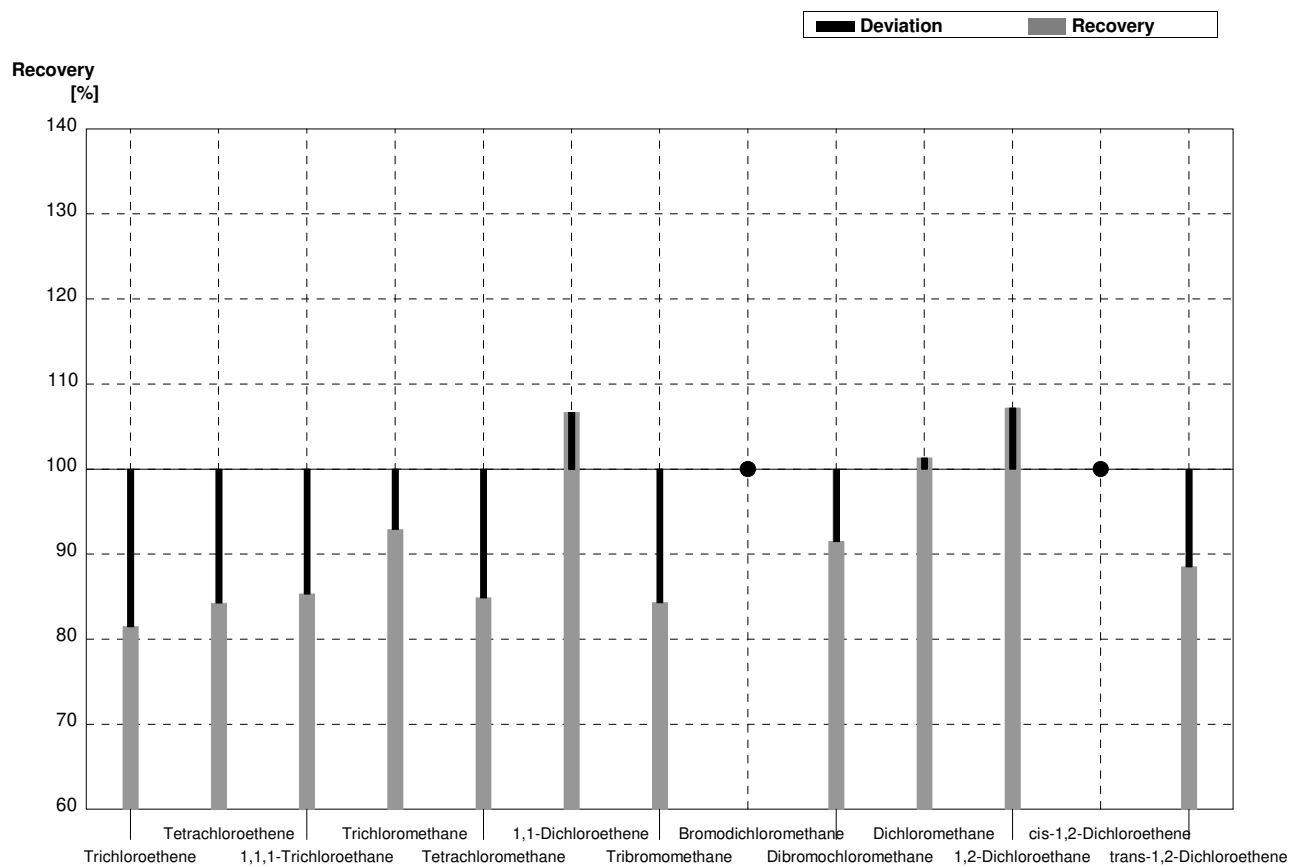
**Sample C-CB10A**  
**Laboratory AA**

Parameter	Target value	± U (k=2)	Result	±	Unit	Recovery
Trichloroethene	2,73	0,14	2,9739	0,5650	µg/l	109%
Tetrachloroethene	1,04	0,06	0,9960	0,2390	µg/l	96%
1,1,1-Trichloroethane	<0,1		<0,5000		µg/l	•
Trichloromethane	0,198	0,013	0,1844	0,0332	µg/l	93%
Tetrachloromethane	0,300	0,018	0,3174	0,0411	µg/l	106%
1,1-Dichloroethene	1,58	0,09	1,5290	0,3364	µg/l	97%
Tribromomethane	0,292	0,020	0,2831	0,0396	µg/l	97%
Bromodichloromethane	0,61	0,03	0,6412	0,0898	µg/l	105%
Dibromochloromethane	0,53	0,03	0,5576	0,0948	µg/l	105%
Dichloromethane	1,19	0,09	1,1294	0,2259	µg/l	95%
1,2-Dichloroethane	2,92	0,15	2,8185	0,5648	µg/l	97%
cis-1,2-Dichloroethene	1,14	0,06	1,1694	0,1988	µg/l	103%
trans-1,2-Dichloroethene	2,36	0,12	2,2719	0,4544	µg/l	96%



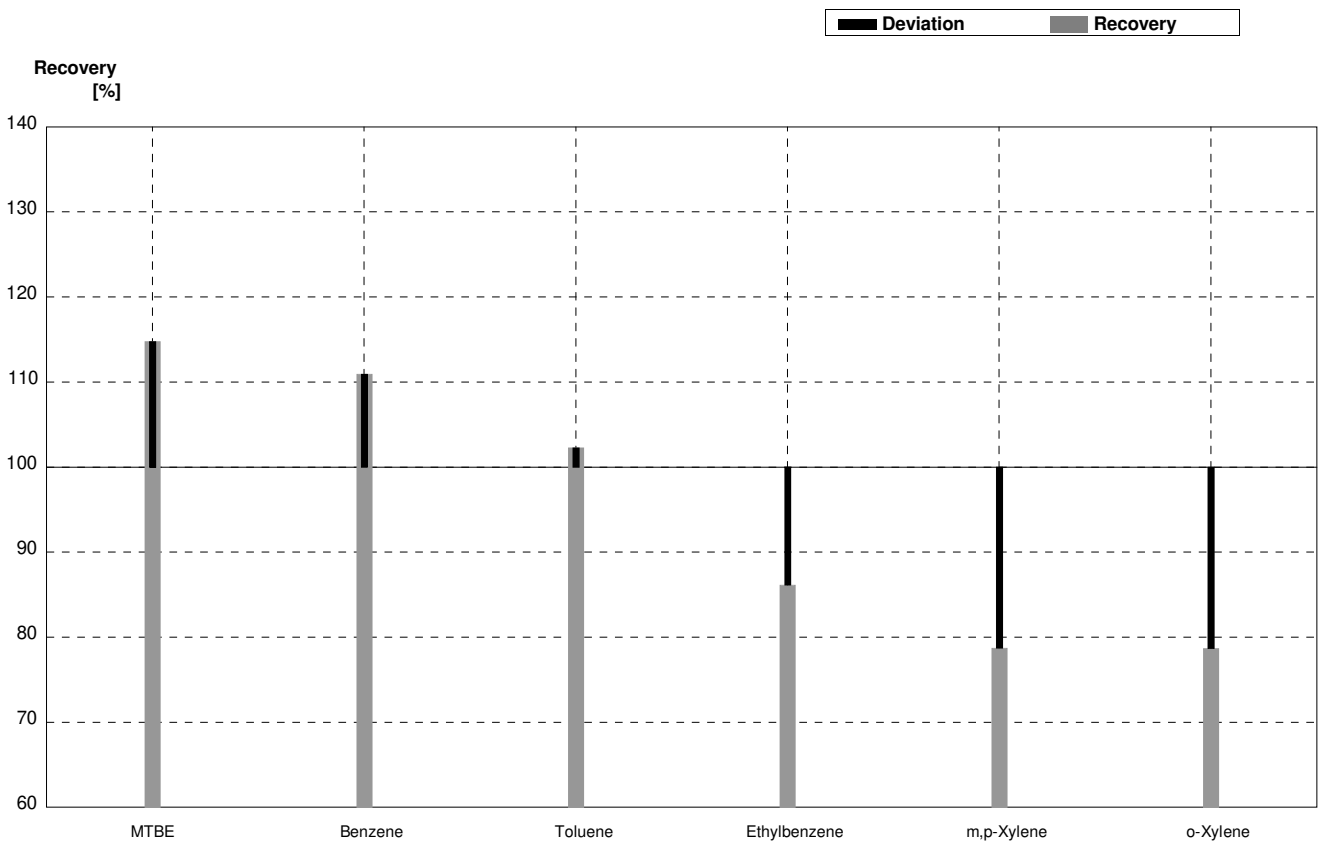
**Sample C-CB10B**  
**Laboratory AA**

Parameter	Target value	± U (k=2)	Result	±	Unit	Recovery
Trichloroethene	1,19	0,06	0,9698	0,1843	µg/l	81%
Tetrachloroethene	1,49	0,08	1,2556	0,3014	µg/l	84%
1,1,1-Trichloroethane	0,99	0,05	0,8449	0,1774	µg/l	85%
Trichloromethane	2,48	0,13	2,3045	0,4148	µg/l	93%
Tetrachloromethane	1,48	0,08	1,2564	0,1633	µg/l	85%
1,1-Dichloroethene	3,33	0,18	3,5519	0,7814	µg/l	107%
Tribromomethane	0,96	0,05	0,8095	0,1133	µg/l	84%
Bromodichloromethane	<0,1		<0,5000		µg/l	•
Dibromochloromethane	1,57	0,08	1,4366	0,2442	µg/l	92%
Dichloromethane	4,98	0,26	5,0467	1,0093	µg/l	101%
1,2-Dichloroethane	0,348	0,027	0,3731	0,0746	µg/l	107%
cis-1,2-Dichloroethene	<0,1		<0,5000		µg/l	•
trans-1,2-Dichloroethene	0,332	0,027	0,2939	0,0588	µg/l	89%



**Sample B-CB10A**  
**Laboratory AB**

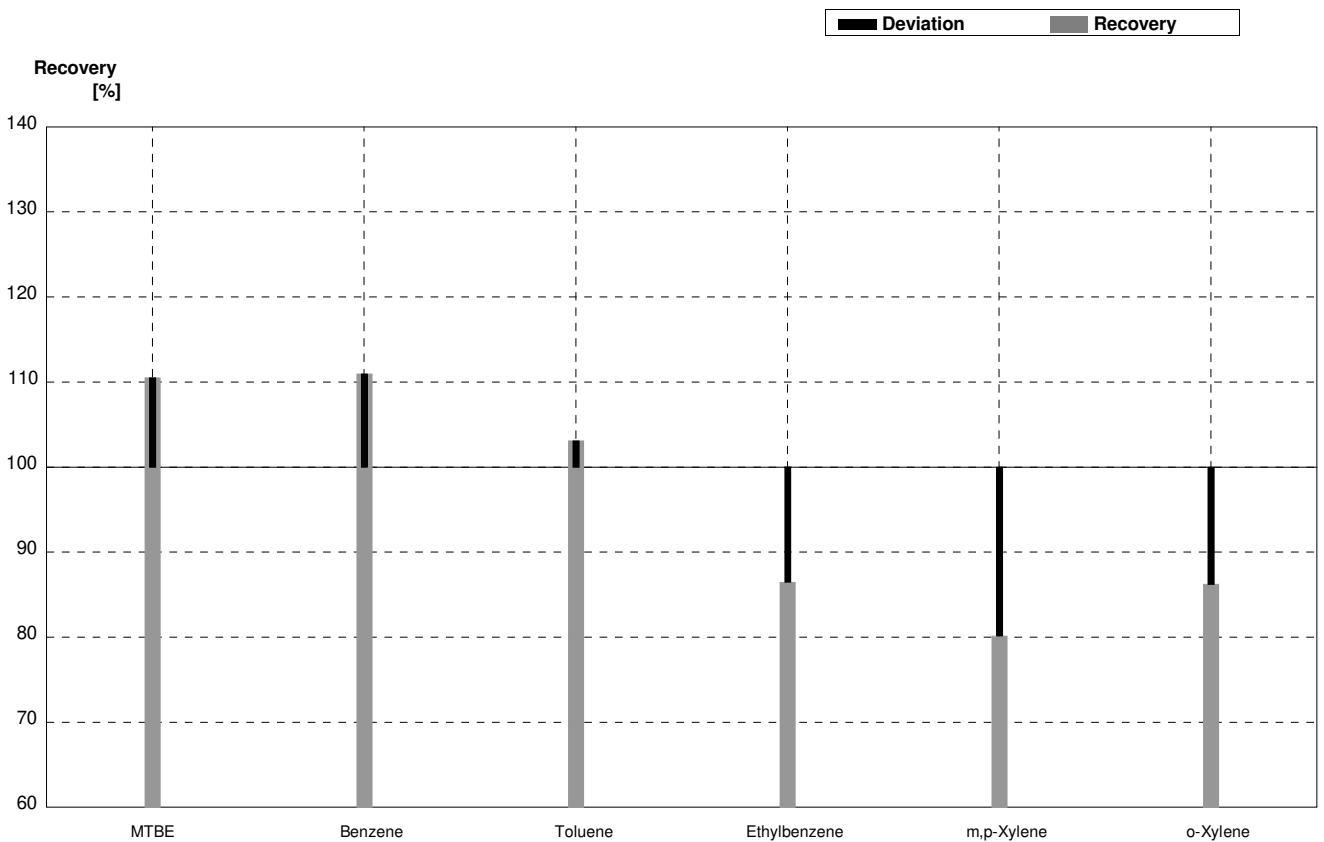
Parameter	Target value	± U (k=2)	Result	±	Unit	Recovery
MTBE	0,61	0,05	0,70	0,16	µg/L	115%
Benzene	3,75	0,19	4,16	0,32	µg/L	111%
Toluene	1,76	0,10	1,80	0,41	µg/L	102%
Ethylbenzene	3,03	0,16	2,61	0,63	µg/L	86%
m,p-Xylene	1,41	0,08	1,11	0,22	µg/L	79%
o-Xylene	1,22	0,07	0,96	0,17	µg/L	79%





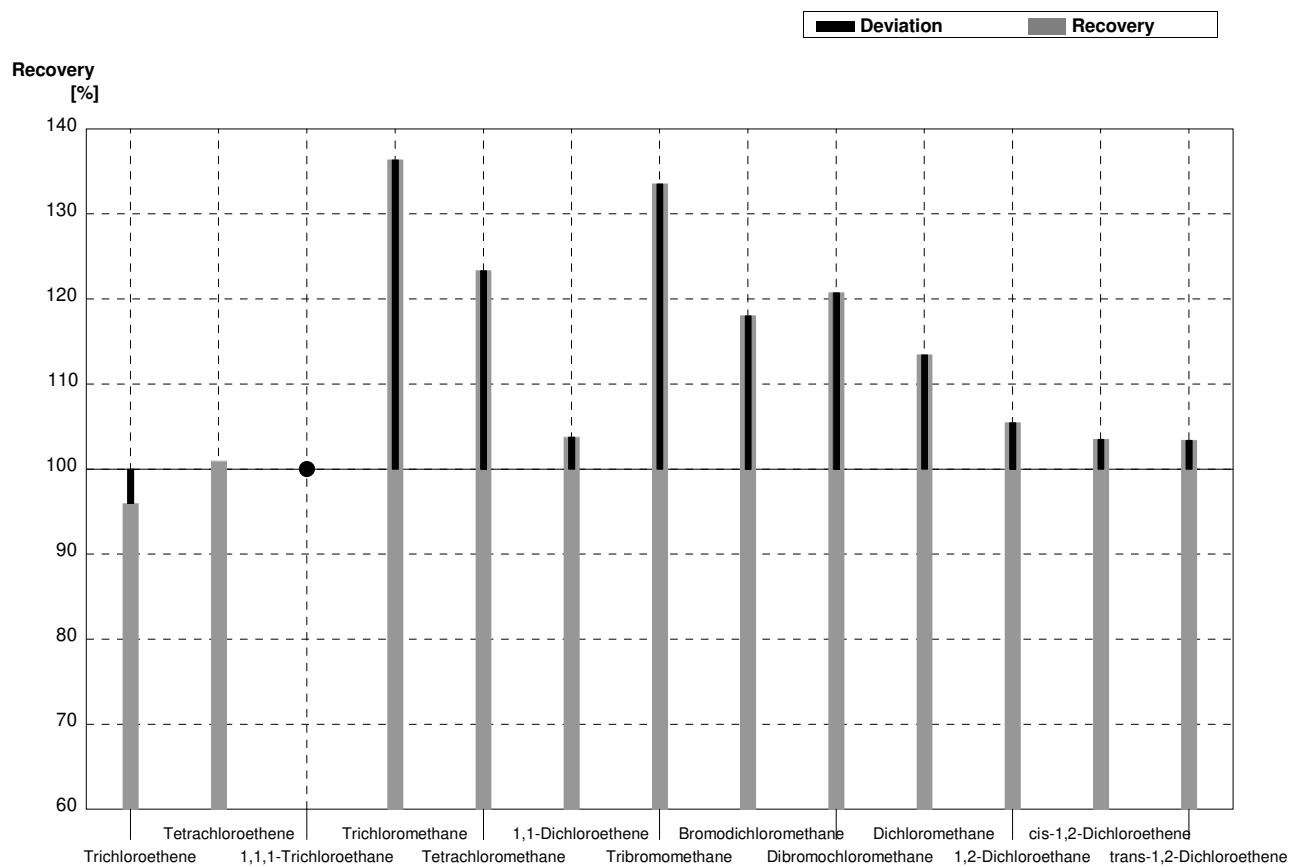
**Sample B-CB10B**  
**Laboratory AB**

Parameter	Target value	$\pm U$ (k=2)	Result	$\pm$	Unit	Recovery
MTBE	1,90	0,10	2,10	0,48	$\mu\text{g/L}$	111%
Benzene	0,82	0,05	0,91	0,07	$\mu\text{g/L}$	111%
Toluene	6,1	0,3	6,29	1,45	$\mu\text{g/L}$	103%
Ethylbenzene	0,74	0,05	0,64	0,15	$\mu\text{g/L}$	86%
m,p-Xylene	5,9	0,3	4,73	0,94	$\mu\text{g/L}$	80%
o-Xylene	4,36	0,22	3,76	0,65	$\mu\text{g/L}$	86%



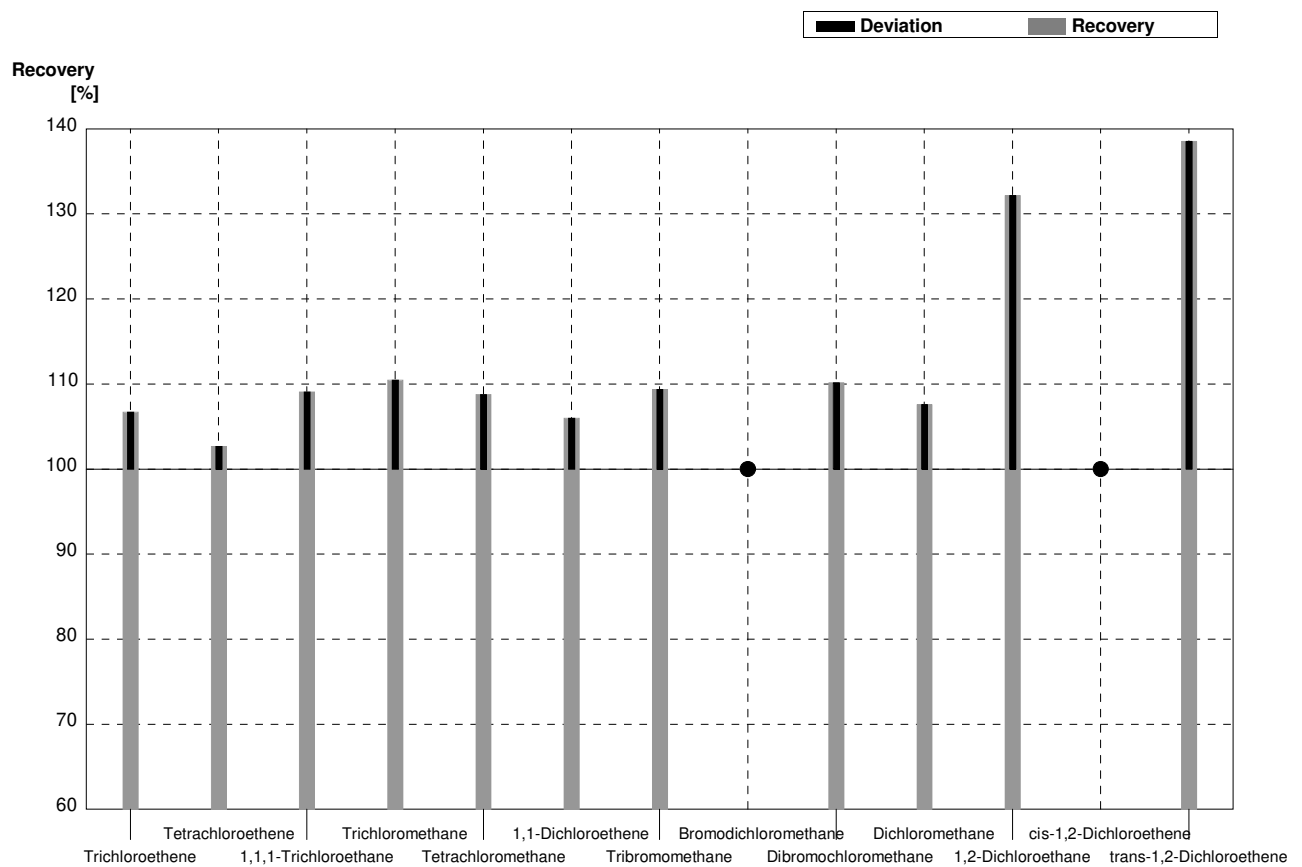
**Sample C-CB10A**  
**Laboratory AB**

Parameter	Target value	± U (k=2)	Result	±	Unit	Recovery
Trichloroethene	2,73	0,14	2,62	0,857	µg/l	96%
Tetrachloroethene	1,04	0,06	1,05	0,466	µg/l	101%
1,1,1-Trichloroethane	<0,1		<0,1	0	µg/l	•
Trichloromethane	0,198	0,013	0,270	0,023	µg/l	136%
Tetrachloromethane	0,300	0,018	0,370	0,016	µg/l	123%
1,1-Dichloroethene	1,58	0,09	1,64	0,079	µg/l	104%
Tribromomethane	0,292	0,020	0,390	0,113	µg/l	134%
Bromodichloromethane	0,61	0,03	0,720	0,116	µg/l	118%
Dibromochloromethane	0,53	0,03	0,640	0,275	µg/l	121%
Dichloromethane	1,19	0,09	1,35	0,301	µg/l	113%
1,2-Dichloroethane	2,92	0,15	3,08	0,548	µg/l	105%
cis-1,2-Dichloroethene	1,14	0,06	1,18	0,084	µg/l	104%
trans-1,2-Dichloroethene	2,36	0,12	2,44	0,083	µg/l	103%



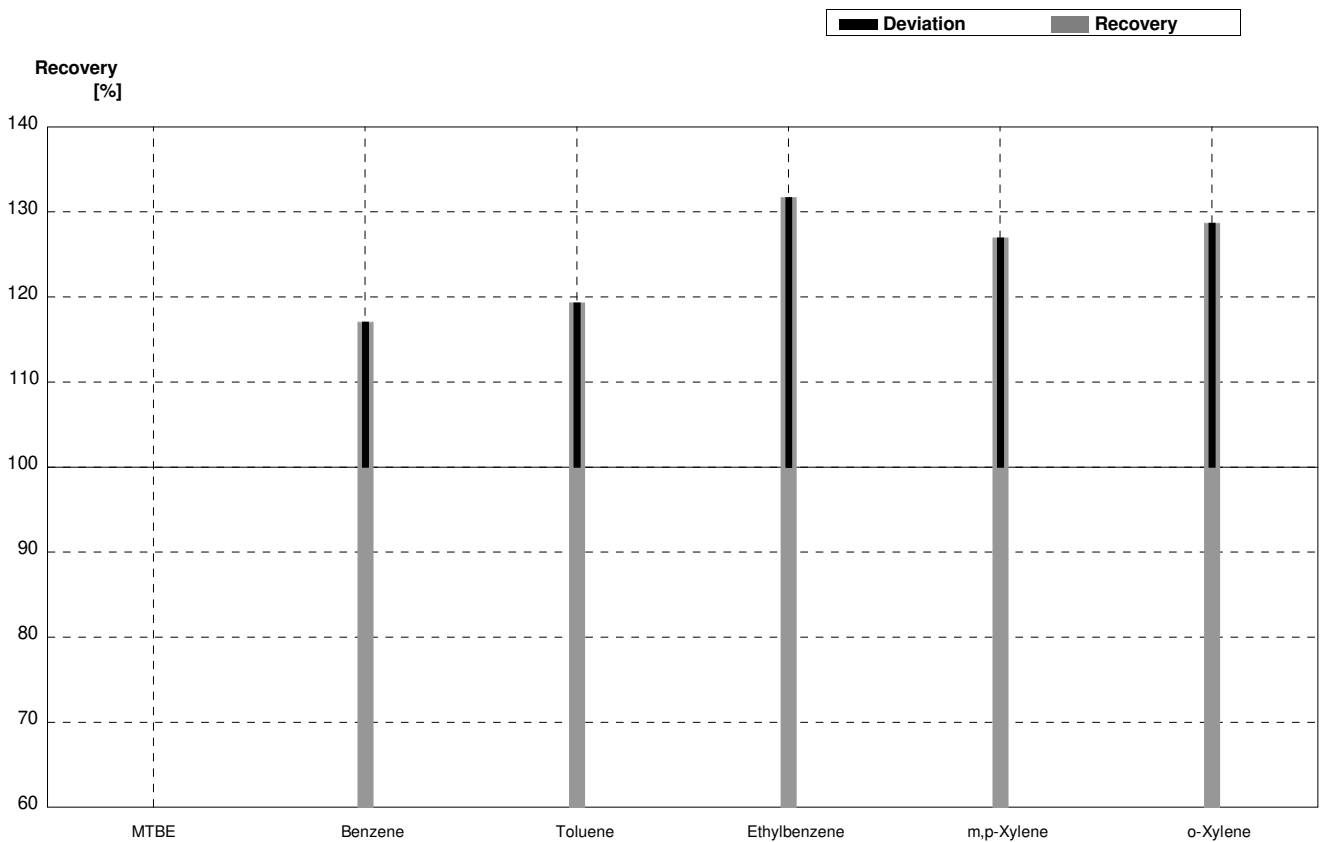
**Sample C-CB10B**  
**Laboratory AB**

Parameter	Target value	± U (k=2)	Result	±	Unit	Recovery
Trichloroethene	1,19	0,06	1,27	0,415	µg/l	107%
Tetrachloroethene	1,49	0,08	1,53	0,679	µg/l	103%
1,1,1-Trichloroethane	0,99	0,05	1,08	0,082	µg/l	109%
Trichloromethane	2,48	0,13	2,74	0,238	µg/l	110%
Tetrachloromethane	1,48	0,08	1,61	0,068	µg/l	109%
1,1-Dichloroethene	3,33	0,18	3,53	0,169	µg/l	106%
Tribromomethane	0,96	0,05	1,05	0,306	µg/l	109%
Bromodichloromethane	<0,1		<0,1	0	µg/l	•
Dibromochloromethane	1,57	0,08	1,73	0,742	µg/l	110%
Dichloromethane	4,98	0,26	5,36	1,195	µg/l	108%
1,2-Dichloroethane	0,348	0,027	0,460	0,082	µg/l	132%
cis-1,2-Dichloroethene	<0,1		<0,1	0	µg/l	•
trans-1,2-Dichloroethene	0,332	0,027	0,460	0,016	µg/l	139%



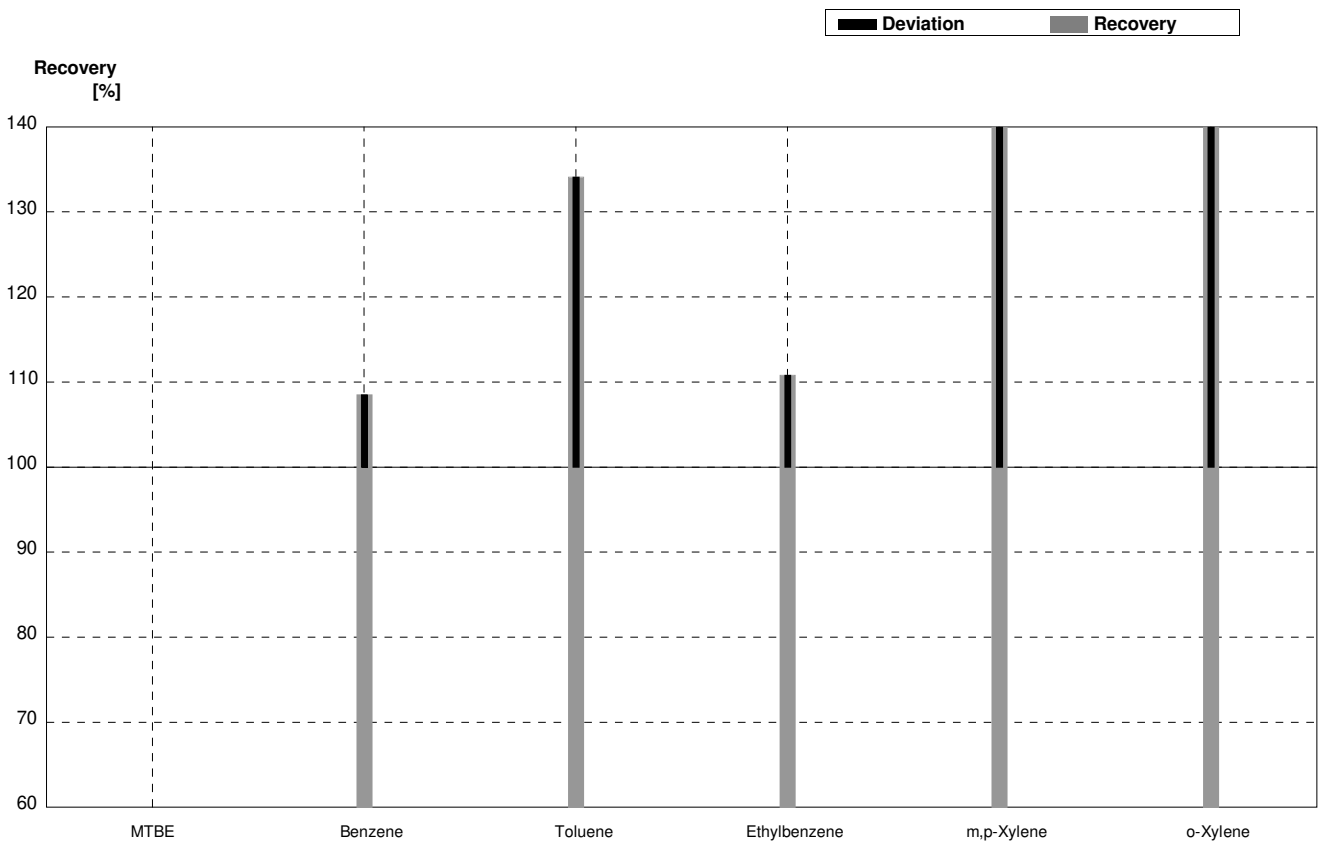
**Sample B-CB10A**  
**Laboratory AC**

Parameter	Target value	± U (k=2)	Result	±	Unit	Recovery
MTBE	0,61	0,05			µg/L	
Benzene	3,75	0,19	4,39	1,32	µg/L	117%
Toluene	1,76	0,10	2,10	0,63	µg/L	119%
Ethylbenzene	3,03	0,16	3,99	1,20	µg/L	132%
m,p-Xylene	1,41	0,08	1,79	0,54	µg/L	127%
o-Xylene	1,22	0,07	1,57	0,47	µg/L	129%



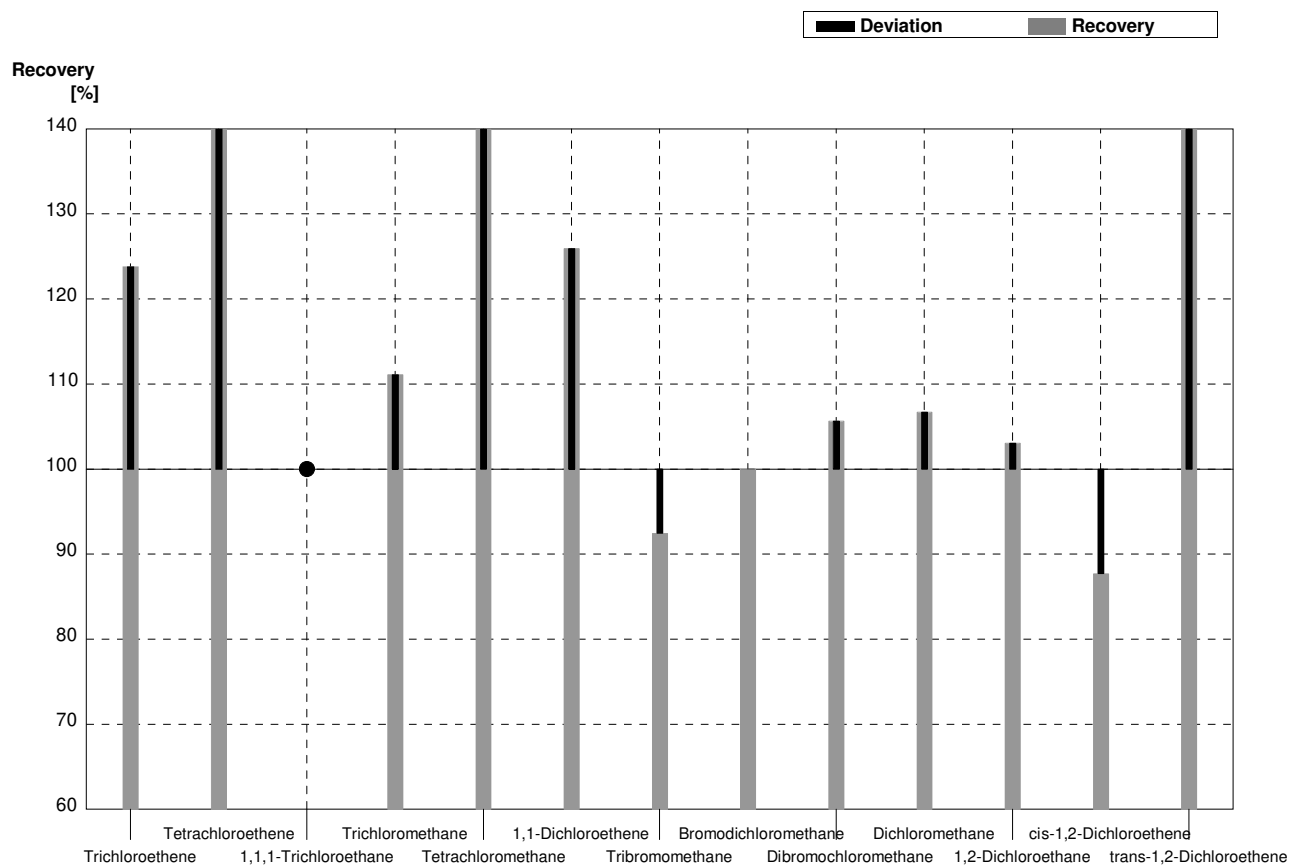
**Sample B-CB10B**  
**Laboratory AC**

Parameter	Target value	± U (k=2)	Result	±	Unit	Recovery
MTBE	1,90	0,10			µg/L	
Benzene	0,82	0,05	0,890	0,270	µg/L	109%
Toluene	6,1	0,3	8,18	2,45	µg/L	134%
Ethylbenzene	0,74	0,05	0,820	0,25	µg/L	111%
m,p-Xylene	5,9	0,3	9,54	2,86	µg/L	162%
o-Xylene	4,36	0,22	6,87	2,06	µg/L	158%



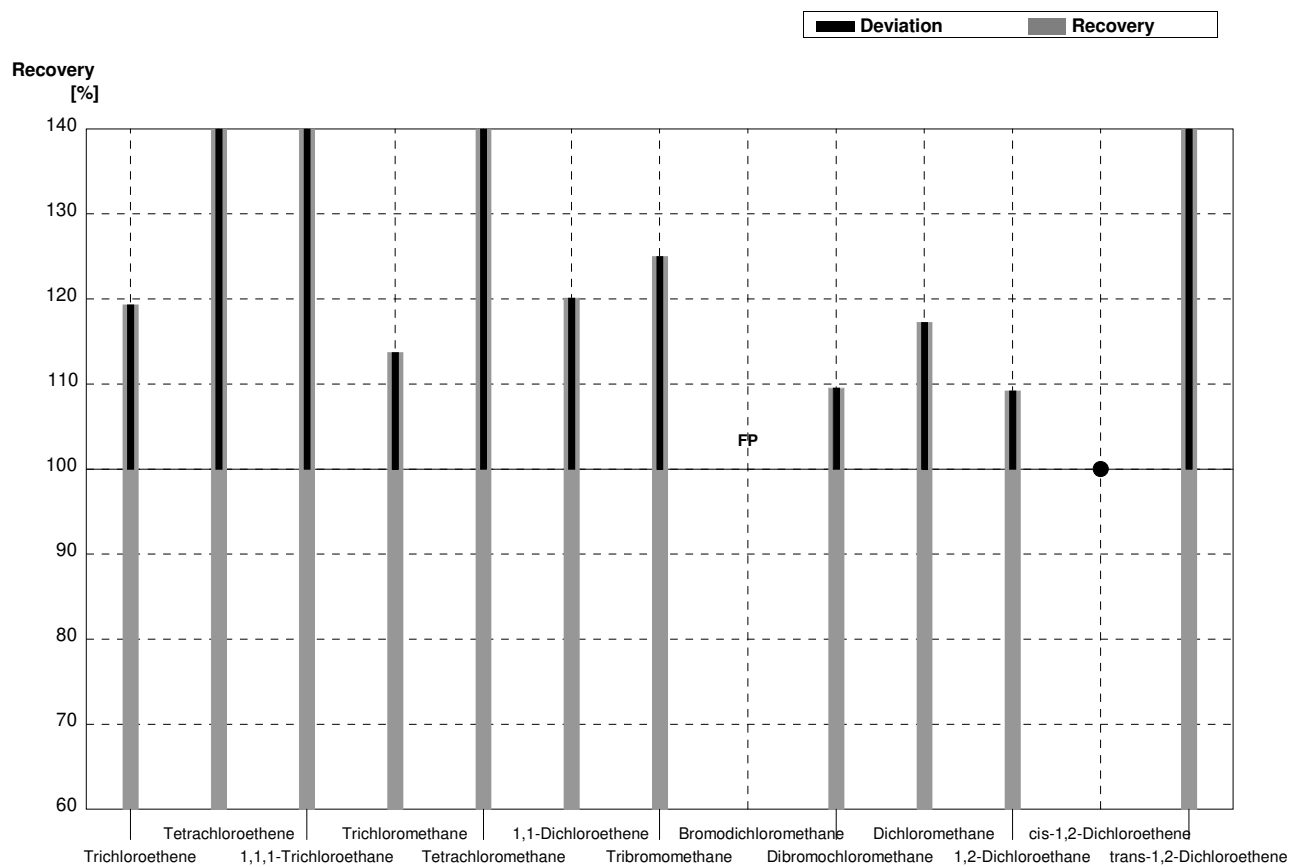
**Sample C-CB10A**  
**Laboratory AC**

Parameter	Target value	± U (k=2)	Result	±	Unit	Recovery
Trichloroethene	2,73	0,14	3,38	1,01	µg/l	124%
Tetrachloroethene	1,04	0,06	1,49	0,45	µg/l	143%
1,1,1-Trichloroethane	<0,1		<0,100		µg/l	•
Trichloromethane	0,198	0,013	0,220	0,060	µg/l	111%
Tetrachloromethane	0,300	0,018	0,620	0,190	µg/l	207%
1,1-Dichloroethene	1,58	0,09	1,99	0,60	µg/l	126%
Tribromomethane	0,292	0,020	0,270	0,080	µg/l	92%
Bromodichloromethane	0,61	0,03	0,610	0,180	µg/l	100%
Dibromochloromethane	0,53	0,03	0,560	0,170	µg/l	106%
Dichloromethane	1,19	0,09	1,270	0,380	µg/l	107%
1,2-Dichloroethane	2,92	0,15	3,01	0,90	µg/l	103%
cis-1,2-Dichloroethene	1,14	0,06	1,00	0,30	µg/l	88%
trans-1,2-Dichloroethene	2,36	0,12	3,38	1,01	µg/l	143%



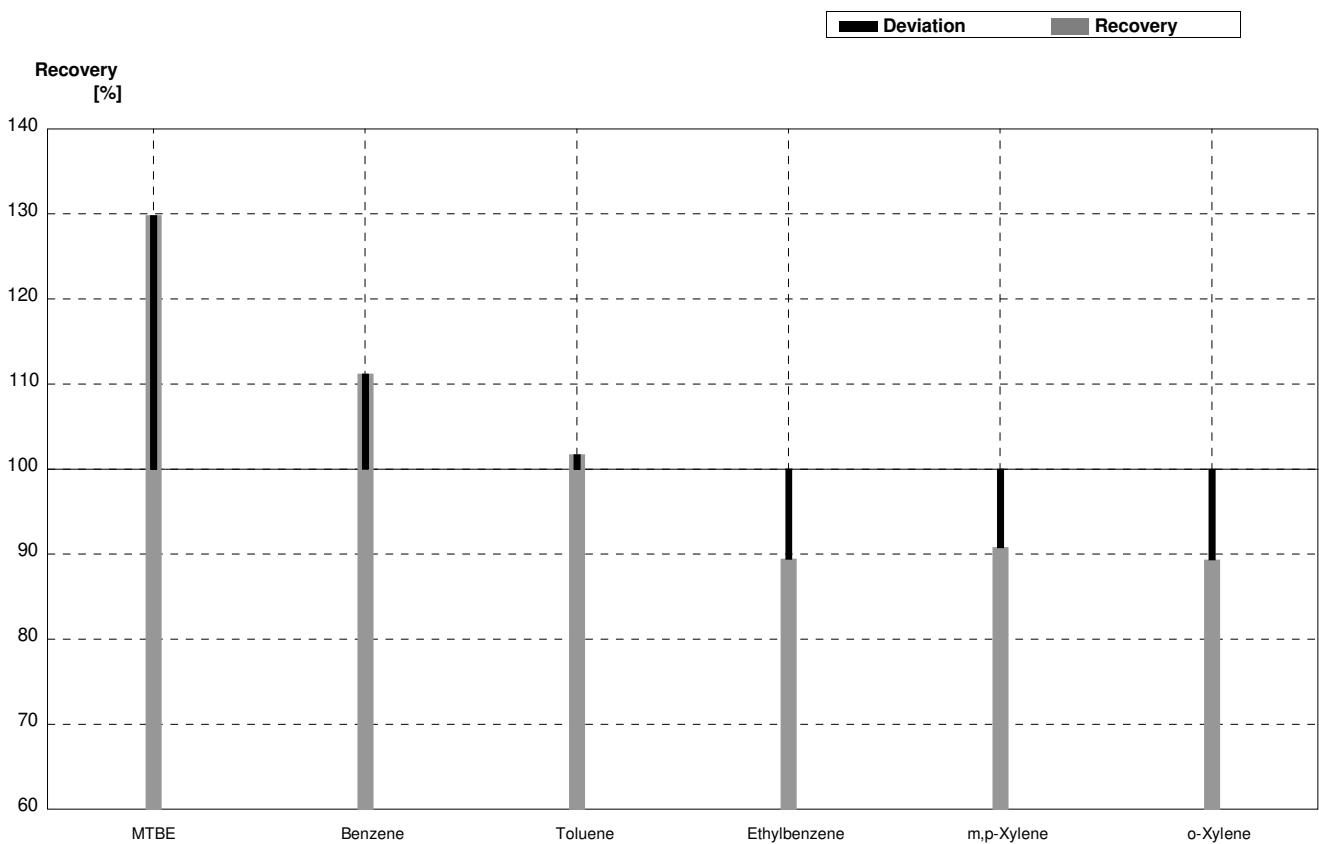
**Sample C-CB10B**  
**Laboratory AC**

Parameter	Target value	± U (k=2)	Result	±	Unit	Recovery
Trichloroethene	1,19	0,06	1,42	0,430	µg/l	119%
Tetrachloroethene	1,49	0,08	2,37	0,710	µg/l	159%
1,1,1-Trichloroethane	0,99	0,05	1,71	0,510	µg/l	173%
Trichloromethane	2,48	0,13	2,82	0,850	µg/l	114%
Tetrachloromethane	1,48	0,08	3,31	0,990	µg/l	224%
1,1-Dichloroethene	3,33	0,18	4,00	1,20	µg/l	120%
Tribromomethane	0,96	0,05	1,20	0,360	µg/l	125%
Bromodichloromethane	<0,1		0,610	0,180	µg/l	FP
Dibromochloromethane	1,57	0,08	1,72	0,510	µg/l	110%
Dichloromethane	4,98	0,26	5,84	1,75	µg/l	117%
1,2-Dichloroethane	0,348	0,027	0,380	0,110	µg/l	109%
cis-1,2-Dichloroethene	<0,1		<0,100		µg/l	•
trans-1,2-Dichloroethene	0,332	0,027	0,540	0,160	µg/l	163%



**Sample B-CB10A**  
**Laboratory AD**

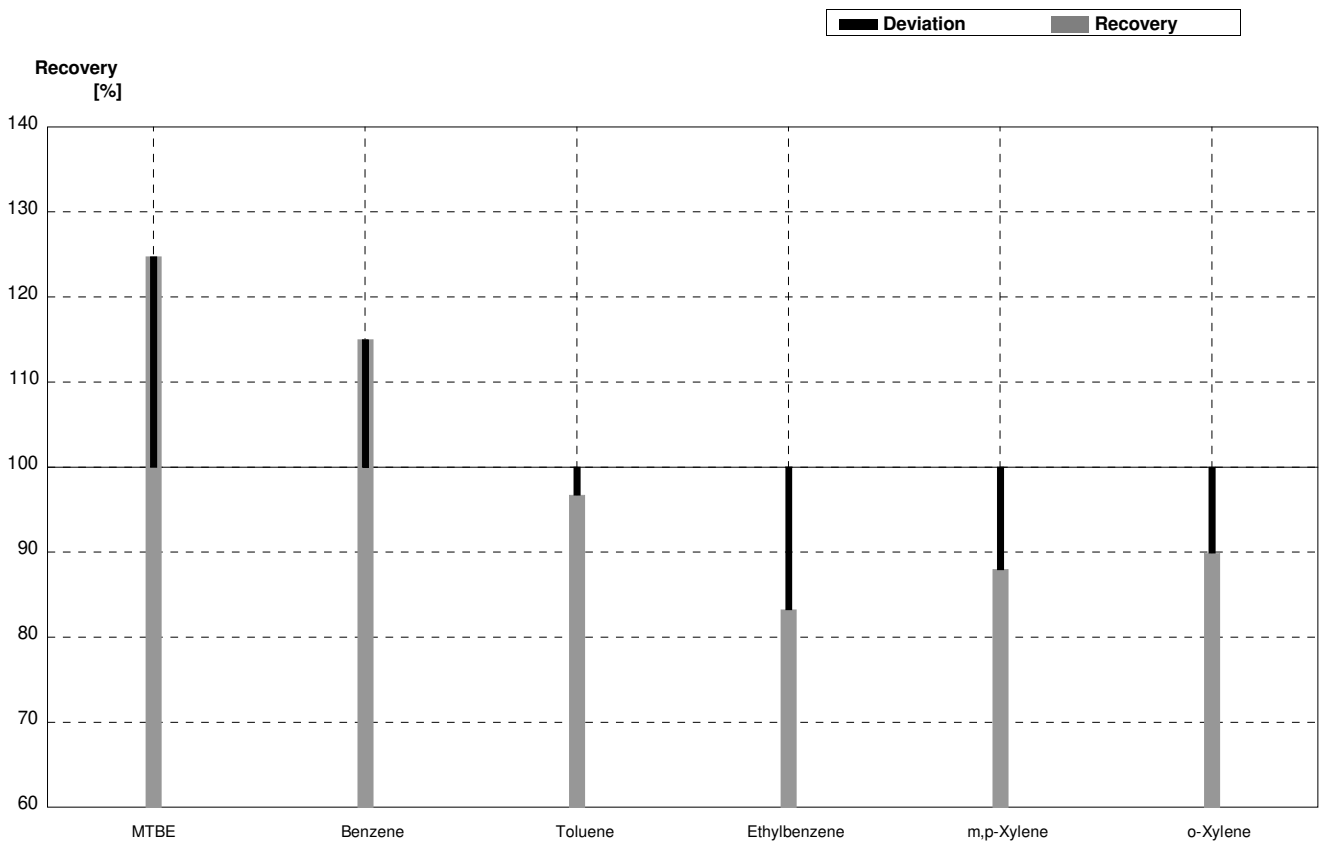
Parameter	Target value	± U (k=2)	Result	±	Unit	Recovery
MTBE	0,61	0,05	0,792	0,12	µg/L	130%
Benzene	3,75	0,19	4,17	0,63	µg/L	111%
Toluene	1,76	0,10	1,79	0,27	µg/L	102%
Ethylbenzene	3,03	0,16	2,71	0,41	µg/L	89%
m,p-Xylene	1,41	0,08	1,28	0,19	µg/L	91%
o-Xylene	1,22	0,07	1,09	0,16	µg/L	89%





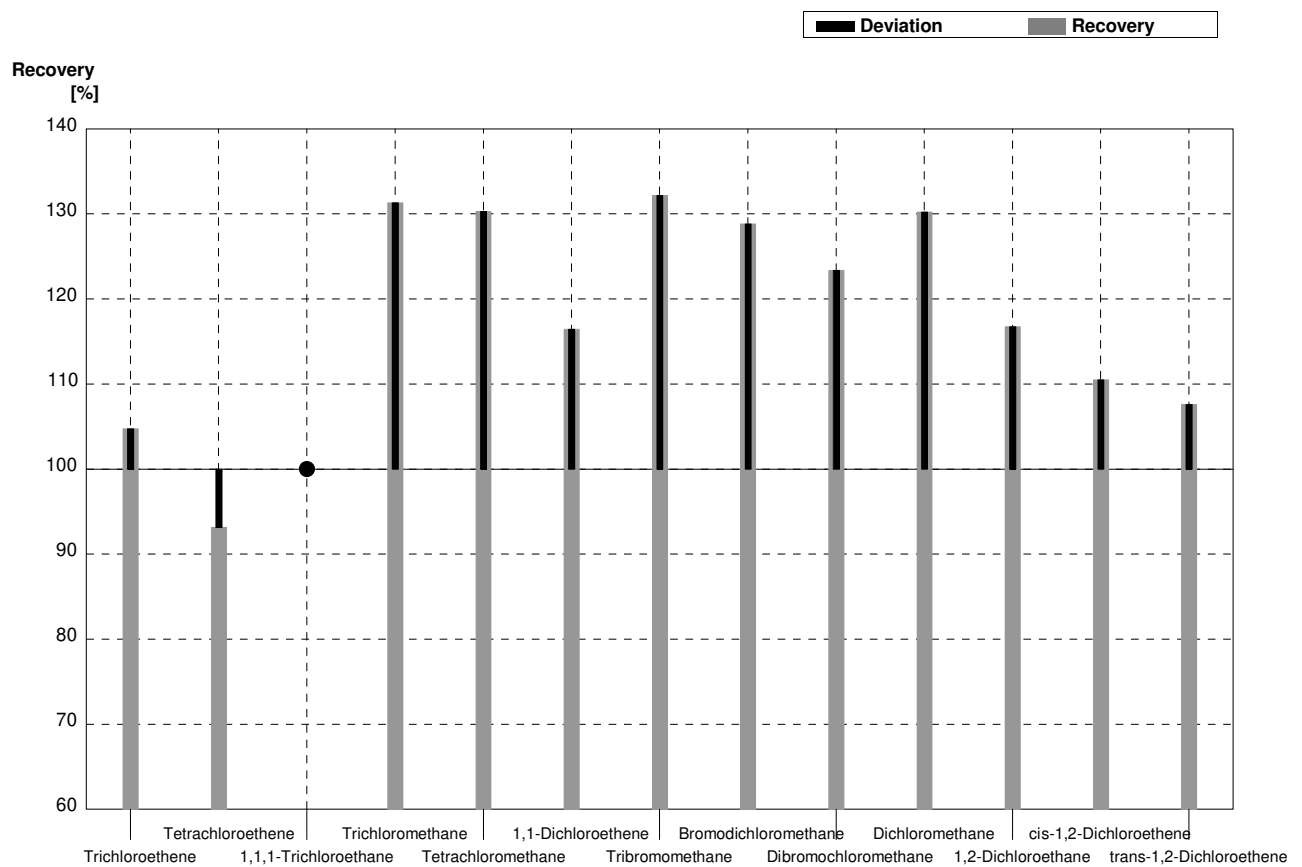
**Sample B-CB10B**  
**Laboratory AD**

Parameter	Target value	± U (k=2)	Result	±	Unit	Recovery
MTBE	1,90	0,10	2,37	0,36	µg/L	125%
Benzene	0,82	0,05	0,943	0,14	µg/L	115%
Toluene	6,1	0,3	5,90	0,88	µg/L	97%
Ethylbenzene	0,74	0,05	0,616	0,092	µg/L	83%
m,p-Xylene	5,9	0,3	5,19	0,78	µg/L	88%
o-Xylene	4,36	0,22	3,92	0,59	µg/L	90%



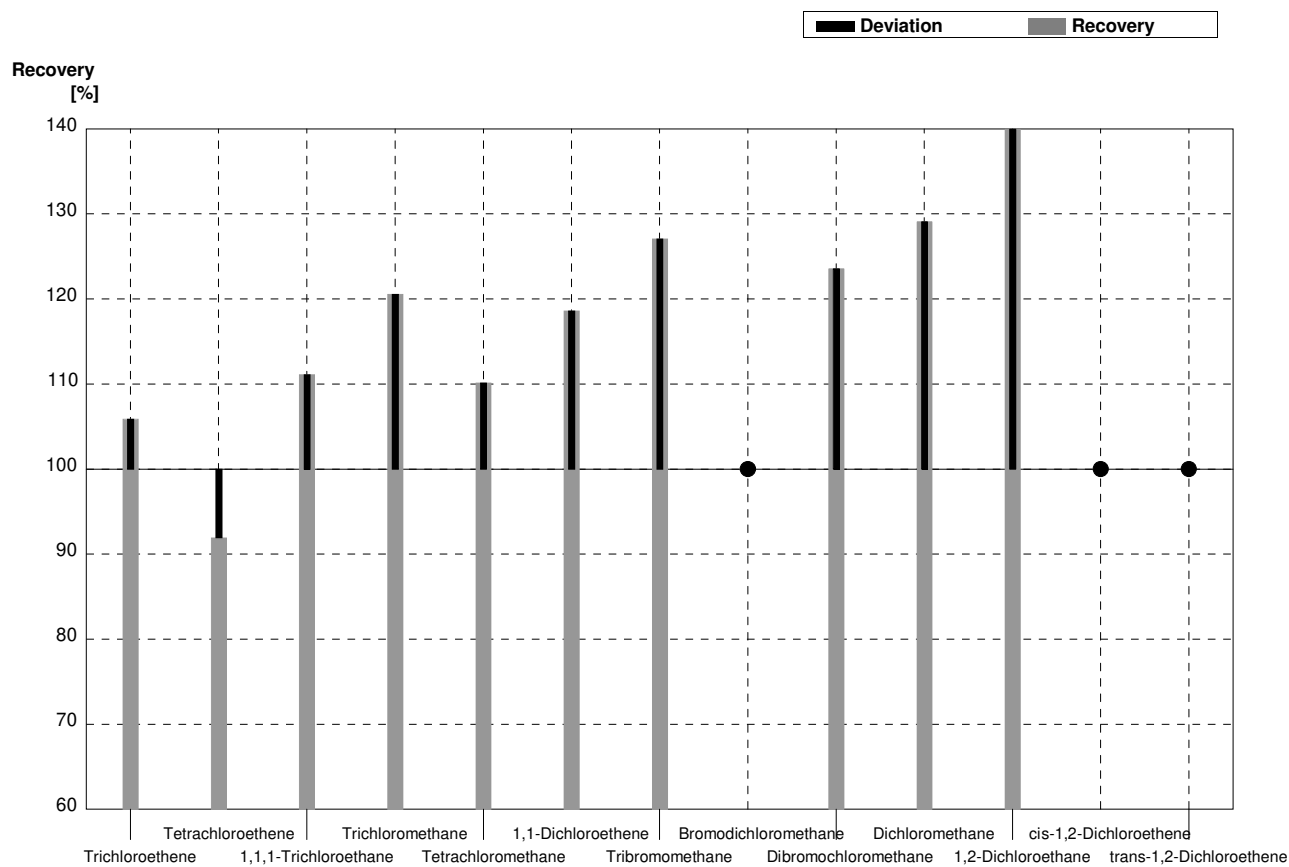
**Sample C-CB10A**  
**Laboratory AD**

Parameter	Target value	± U (k=2)	Result	±	Unit	Recovery
Trichloroethene	2,73	0,14	2,86	0,43	µg/l	105%
Tetrachloroethene	1,04	0,06	0,969	0,145	µg/l	93%
1,1,1-Trichloroethane	<0,1		<0,1		µg/l	•
Trichloromethane	0,198	0,013	0,260	0,039	µg/l	131%
Tetrachloromethane	0,300	0,018	0,391	0,059	µg/l	130%
1,1-Dichloroethene	1,58	0,09	1,84	0,28	µg/l	116%
Tribromomethane	0,292	0,020	0,386	0,058	µg/l	132%
Bromodichloromethane	0,61	0,03	0,786	0,118	µg/l	129%
Dibromochloromethane	0,53	0,03	0,654	0,098	µg/l	123%
Dichloromethane	1,19	0,09	1,55	0,23	µg/l	130%
1,2-Dichloroethane	2,92	0,15	3,41	0,51	µg/l	117%
cis-1,2-Dichloroethene	1,14	0,06	1,26	0,19	µg/l	111%
trans-1,2-Dichloroethene	2,36	0,12	2,54	0,38	µg/l	108%



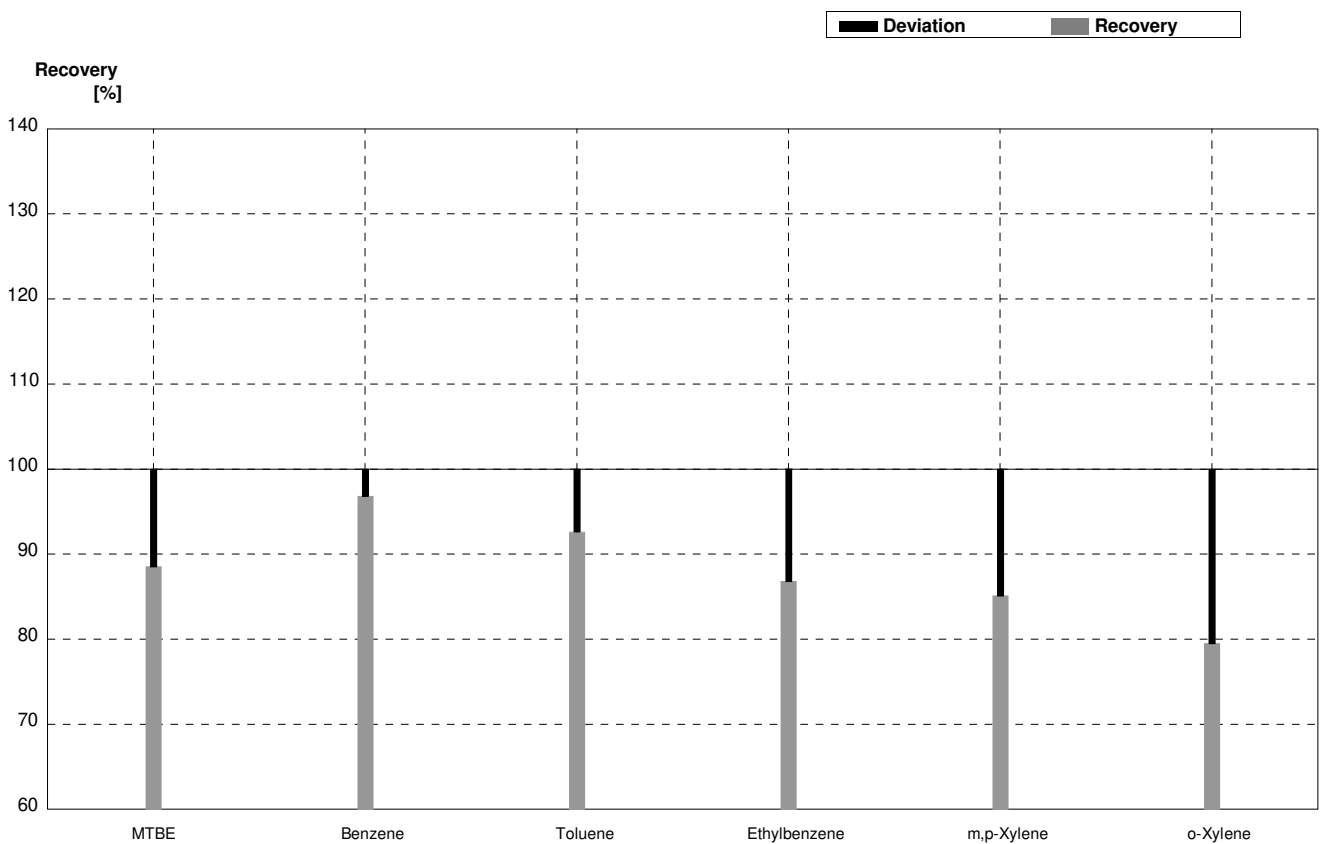
**Sample C-CB10B**  
**Laboratory AD**

Parameter	Target value	± U (k=2)	Result	±	Unit	Recovery
Trichloroethene	1,19	0,06	1,26	0,19	µg/l	106%
Tetrachloroethene	1,49	0,08	1,37	0,20	µg/l	92%
1,1,1-Trichloroethane	0,99	0,05	1,10	0,16	µg/l	111%
Trichloromethane	2,48	0,13	2,99	0,45	µg/l	121%
Tetrachloromethane	1,48	0,08	1,63	0,24	µg/l	110%
1,1-Dichloroethene	3,33	0,18	3,95	0,59	µg/l	119%
Tribromomethane	0,96	0,05	1,22	0,18	µg/l	127%
Bromodichloromethane	<0,1		<0,1		µg/l	•
Dibromochloromethane	1,57	0,08	1,94	0,29	µg/l	124%
Dichloromethane	4,98	0,26	6,43	0,96	µg/l	129%
1,2-Dichloroethane	0,348	0,027	0,489	0,073	µg/l	141%
cis-1,2-Dichloroethene	<0,1		<0,5		µg/l	•
trans-1,2-Dichloroethene	0,332	0,027	<0,5		µg/l	•



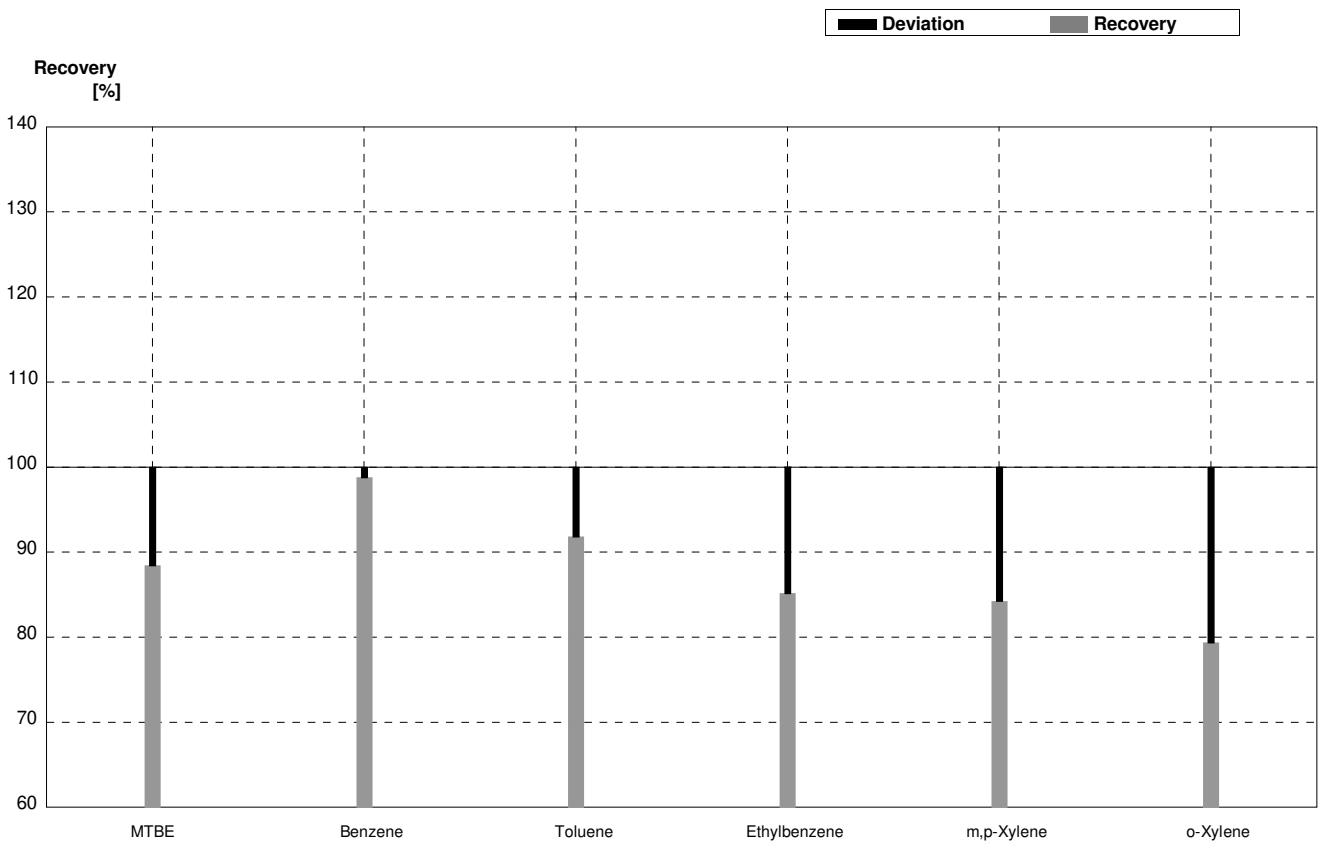
**Sample B-CB10A**  
**Laboratory AE**

Parameter	Target value	± U (k=2)	Result	±	Unit	Recovery
MTBE	0,61	0,05	0,54	0,17	µg/L	89%
Benzene	3,75	0,19	3,63	1,10	µg/L	97%
Toluene	1,76	0,10	1,63	0,43	µg/L	93%
Ethylbenzene	3,03	0,16	2,63	0,66	µg/L	87%
m,p-Xylene	1,41	0,08	1,20	0,35	µg/L	85%
o-Xylene	1,22	0,07	0,97	0,28	µg/L	80%



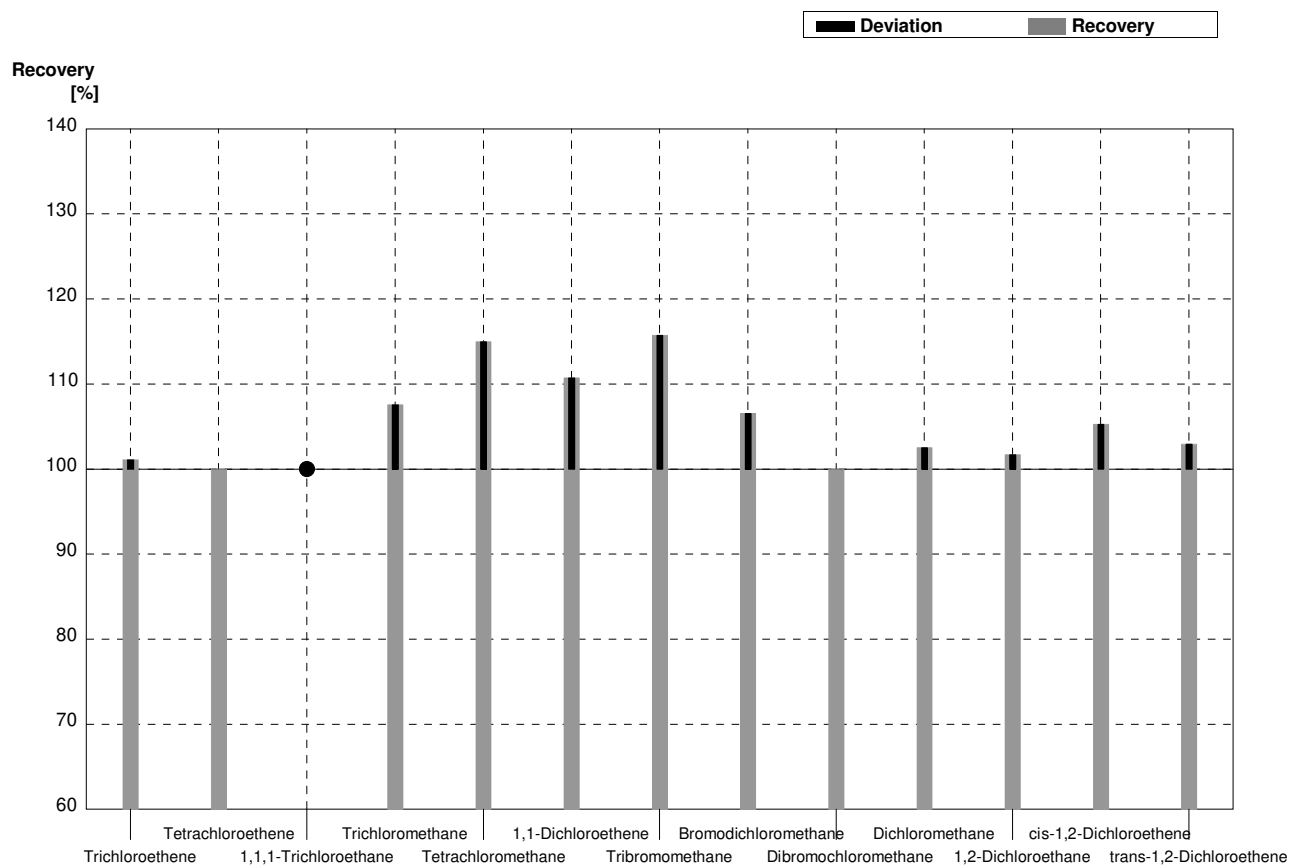
**Sample B-CB10B**  
**Laboratory AE**

Parameter	Target value	± U (k=2)	Result	±	Unit	Recovery
MTBE	1,90	0,10	1,68	0,53	µg/L	88%
Benzene	0,82	0,05	0,81	0,25	µg/L	99%
Toluene	6,1	0,3	5,60	1,47	µg/L	92%
Ethylbenzene	0,74	0,05	0,63	0,16	µg/L	85%
m,p-Xylene	5,9	0,3	4,97	1,44	µg/L	84%
o-Xylene	4,36	0,22	3,46	1,01	µg/L	79%



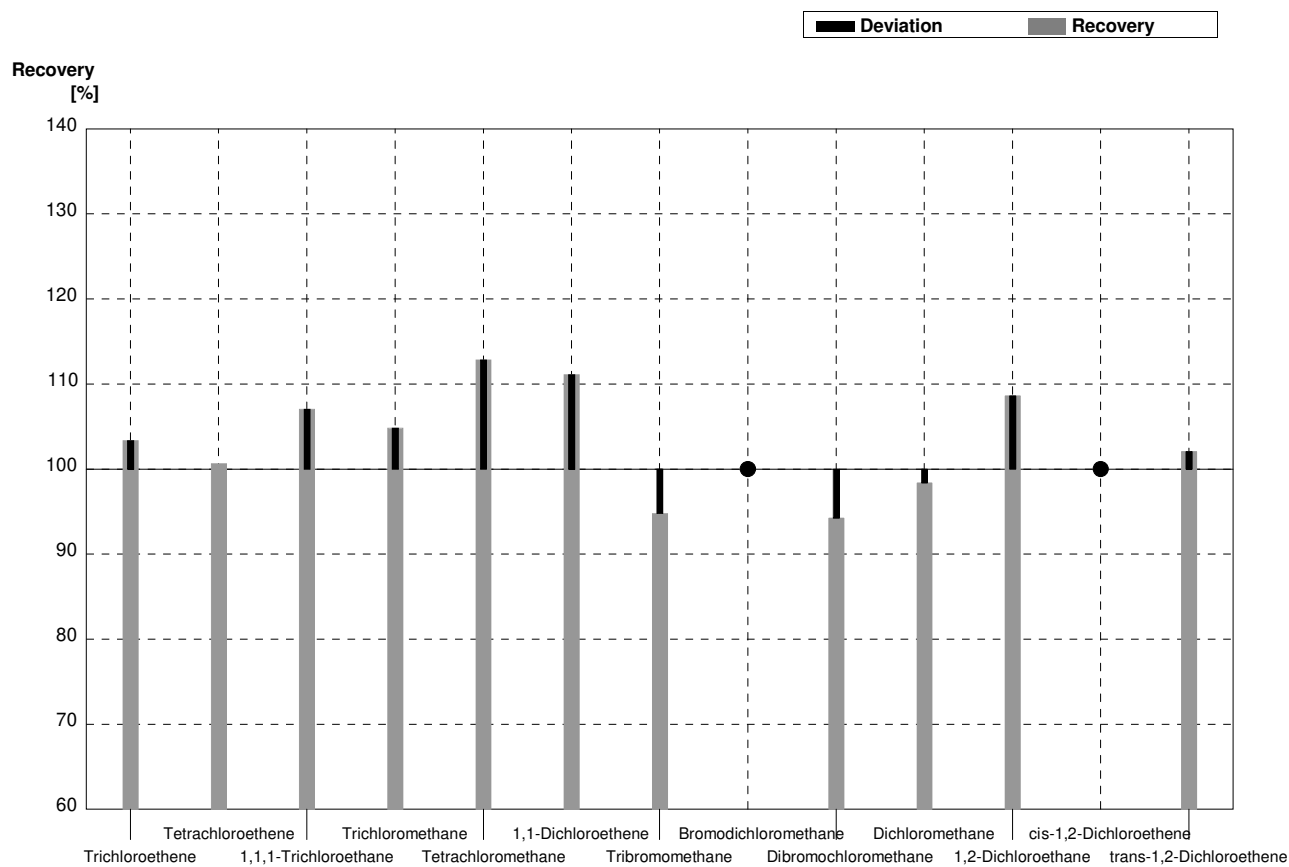
**Sample C-CB10A**  
**Laboratory AE**

Parameter	Target value	± U (k=2)	Result	±	Unit	Recovery
Trichloroethene	2,73	0,14	2,76	0,65	µg/l	101%
Tetrachloroethene	1,04	0,06	1,04	0,26	µg/l	100%
1,1,1-Trichloroethane	<0,1		<0,10		µg/l	•
Trichloromethane	0,198	0,013	0,213	0,054	µg/l	108%
Tetrachloromethane	0,300	0,018	0,345	0,073	µg/l	115%
1,1-Dichloroethene	1,58	0,09	1,75	0,42	µg/l	111%
Tribromomethane	0,292	0,020	0,338	0,102	µg/l	116%
Bromodichloromethane	0,61	0,03	0,65	0,13	µg/l	107%
Dibromochloromethane	0,53	0,03	0,53	0,11	µg/l	100%
Dichloromethane	1,19	0,09	1,22	0,29	µg/l	103%
1,2-Dichloroethane	2,92	0,15	2,97	0,66	µg/l	102%
cis-1,2-Dichloroethene	1,14	0,06	1,20	0,27	µg/l	105%
trans-1,2-Dichloroethene	2,36	0,12	2,43	0,60	µg/l	103%



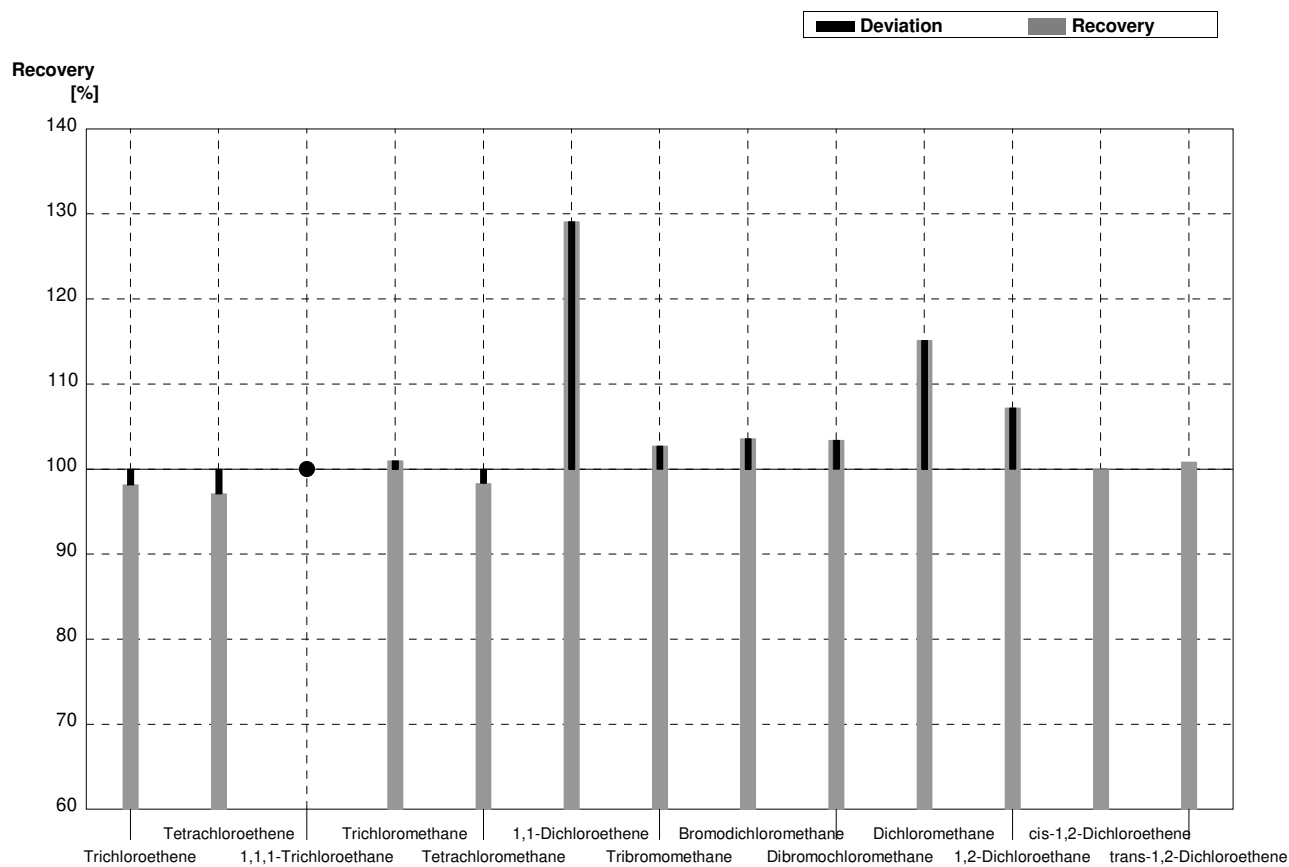
**Sample C-CB10B**  
**Laboratory AE**

Parameter	Target value	± U (k=2)	Result	±	Unit	Recovery
Trichloroethene	1,19	0,06	1,23	0,29	µg/l	103%
Tetrachloroethene	1,49	0,08	1,50	0,37	µg/l	101%
1,1,1-Trichloroethane	0,99	0,05	1,06	0,24	µg/l	107%
Trichloromethane	2,48	0,13	2,60	0,66	µg/l	105%
Tetrachloromethane	1,48	0,08	1,67	0,36	µg/l	113%
1,1-Dichloroethene	3,33	0,18	3,70	0,89	µg/l	111%
Tribromomethane	0,96	0,05	0,91	0,27	µg/l	95%
Bromodichloromethane	<0,1		<0,10		µg/l	•
Dibromochloromethane	1,57	0,08	1,48	0,31	µg/l	94%
Dichloromethane	4,98	0,26	4,90	1,17	µg/l	98%
1,2-Dichloroethane	0,348	0,027	0,378	0,084	µg/l	109%
cis-1,2-Dichloroethene	<0,1		<0,20		µg/l	•
trans-1,2-Dichloroethene	0,332	0,027	0,339	0,084	µg/l	102%



**Sample C-CB10A**  
**Laboratory AF**

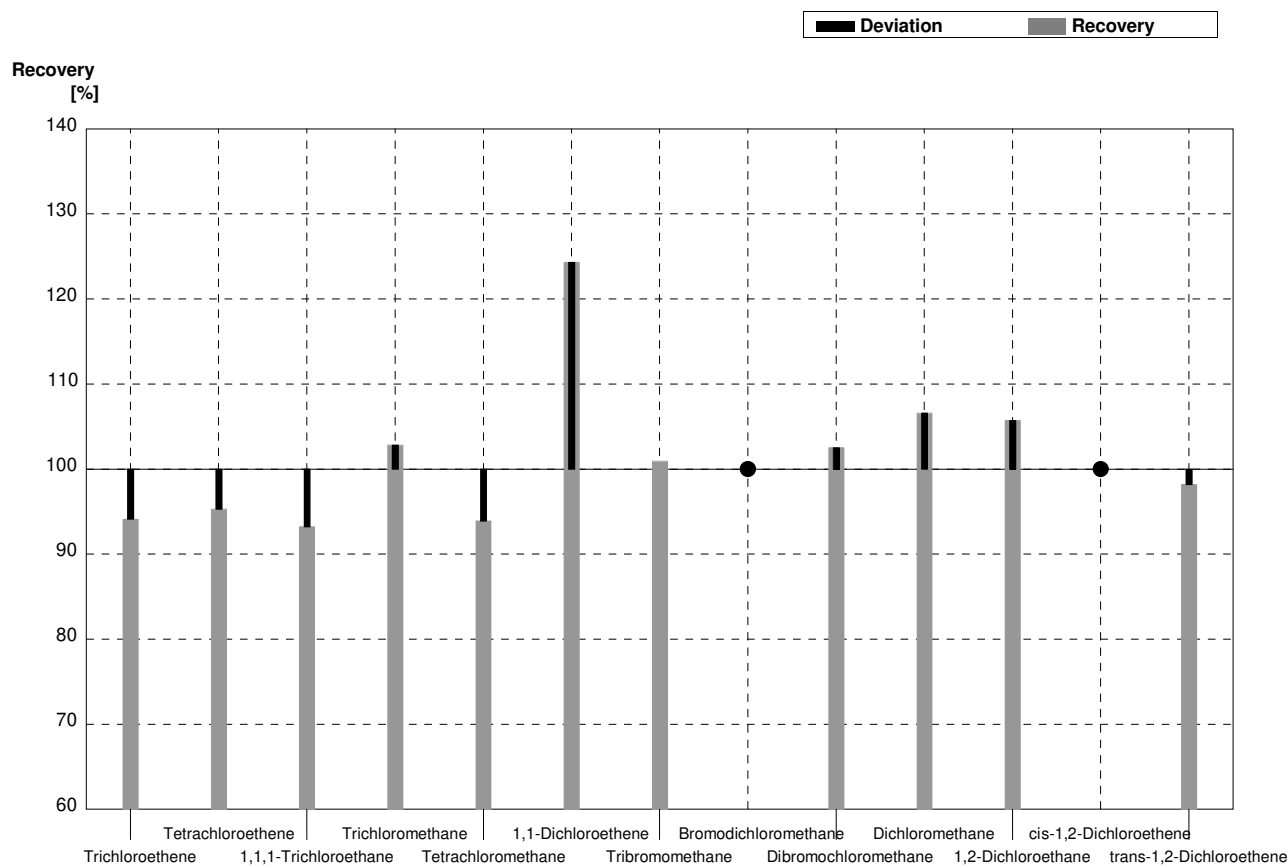
Parameter	Target value	± U (k=2)	Result	±	Unit	Recovery
Trichloroethene	2,73	0,14	2,68	0,19	µg/l	98%
Tetrachloroethene	1,04	0,06	1,01	0,085	µg/l	97%
1,1,1-Trichloroethane	<0,1		<0,20		µg/l	•
Trichloromethane	0,198	0,013	0,200	0,040	µg/l	101%
Tetrachloromethane	0,300	0,018	0,295	0,075	µg/l	98%
1,1-Dichloroethene	1,58	0,09	2,04	0,40	µg/l	129%
Tribromomethane	0,292	0,020	0,300	0,075	µg/l	103%
Bromodichloromethane	0,61	0,03	0,632	0,16	µg/l	104%
Dibromochloromethane	0,53	0,03	0,548	0,14	µg/l	103%
Dichloromethane	1,19	0,09	1,37	0,34	µg/l	115%
1,2-Dichloroethane	2,92	0,15	3,13	0,76	µg/l	107%
cis-1,2-Dichloroethene	1,14	0,06	1,14	0,21	µg/l	100%
trans-1,2-Dichloroethene	2,36	0,12	2,38	0,48	µg/l	101%





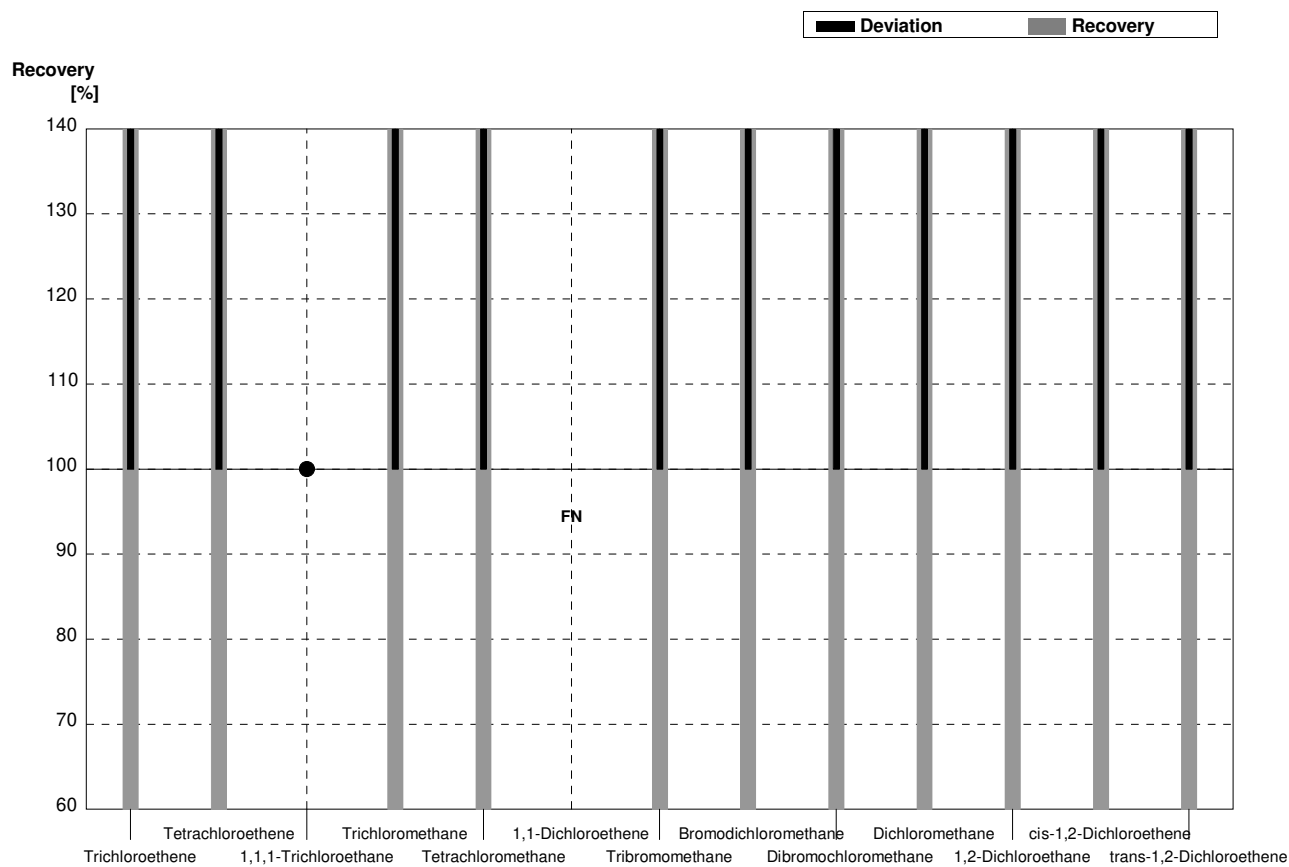
**Sample C-CB10B**  
**Laboratory AF**

Parameter	Target value	± U (k=2)	Result	±	Unit	Recovery
Trichloroethene	1,19	0,06	1,12	0,080	µg/l	94%
Tetrachloroethene	1,49	0,08	1,42	0,12	µg/l	95%
1,1,1-Trichloroethane	0,99	0,05	0,923	0,17	µg/l	93%
Trichloromethane	2,48	0,13	2,55	0,51	µg/l	103%
Tetrachloromethane	1,48	0,08	1,39	0,35	µg/l	94%
1,1-Dichloroethene	3,33	0,18	4,14	0,81	µg/l	124%
Tribromomethane	0,96	0,05	0,969	0,24	µg/l	101%
Bromodichloromethane	<0,1		<0,10		µg/l	•
Dibromochloromethane	1,57	0,08	1,61	0,40	µg/l	103%
Dichloromethane	4,98	0,26	5,31	1,3	µg/l	107%
1,2-Dichloroethane	0,348	0,027	0,368	0,089	µg/l	106%
cis-1,2-Dichloroethene	<0,1		<0,10		µg/l	•
trans-1,2-Dichloroethene	0,332	0,027	0,326	0,065	µg/l	98%



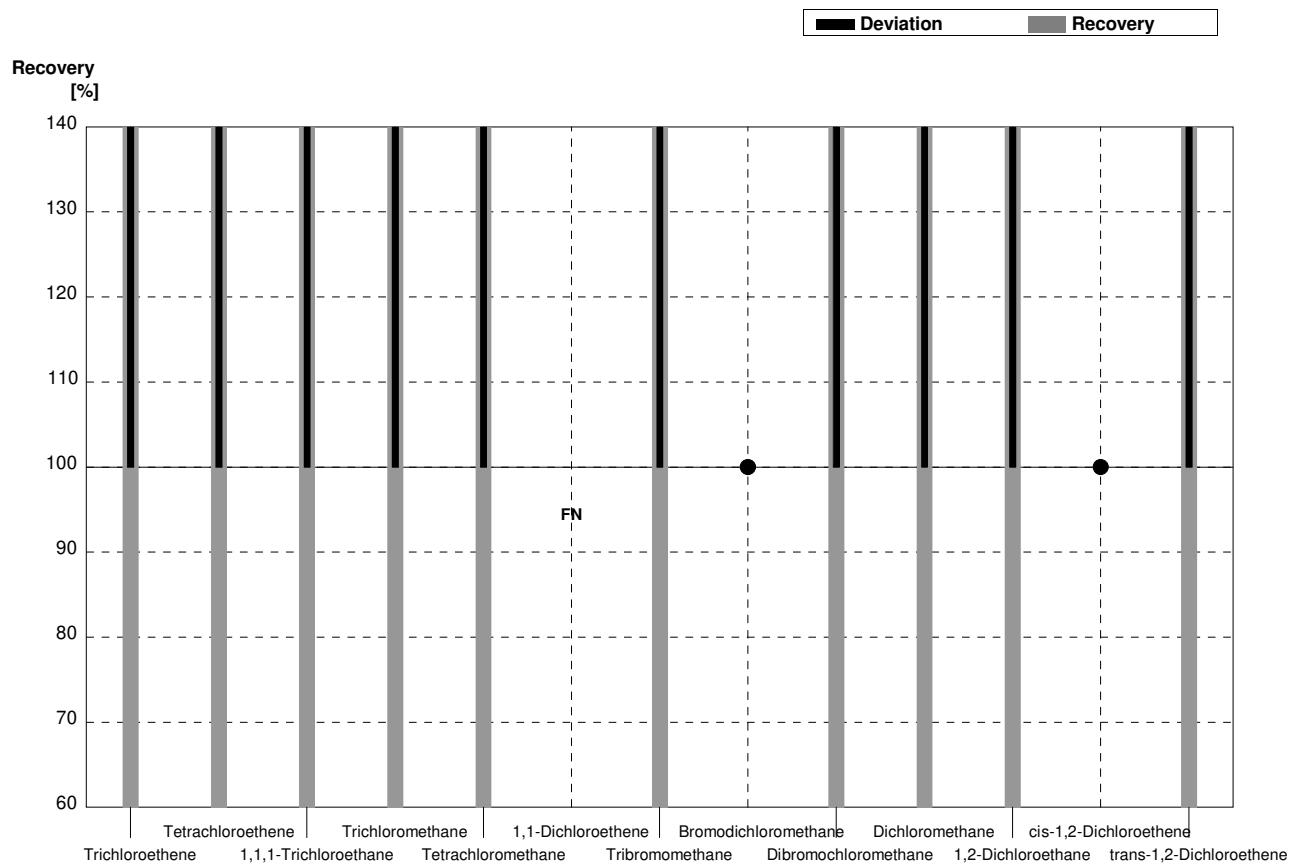
**Sample C-CB10A**  
**Laboratory AG**

Parameter	Target value	± U (k=2)	Result	±	Unit	Recovery
Trichloroethene	2,73	0,14	25,9	4,6	µg/l	949%
Tetrachloroethene	1,04	0,06	9,6	1,9	µg/l	923%
1,1,1-Trichloroethane	<0,1		<0,1	0	µg/l	•
Trichloromethane	0,198	0,013	1,52	0,20	µg/l	768%
Tetrachloromethane	0,300	0,018	2,82	0,45	µg/l	940%
1,1-Dichloroethene	1,58	0,09	<0,2	0	µg/l	FN
Tribromomethane	0,292	0,020	2,44	0,55	µg/l	836%
Bromodichloromethane	0,61	0,03	5,5	0,77	µg/l	902%
Dibromochloromethane	0,53	0,03	4,52	0,67	µg/l	853%
Dichloromethane	1,19	0,09	11,9	1,6	µg/l	1000%
1,2-Dichloroethane	2,92	0,15	24,6	3,3	µg/l	842%
cis-1,2-Dichloroethene	1,14	0,06	11,1	2,3	µg/l	974%
trans-1,2-Dichloroethene	2,36	0,12	25,4	4,0	µg/l	1076%



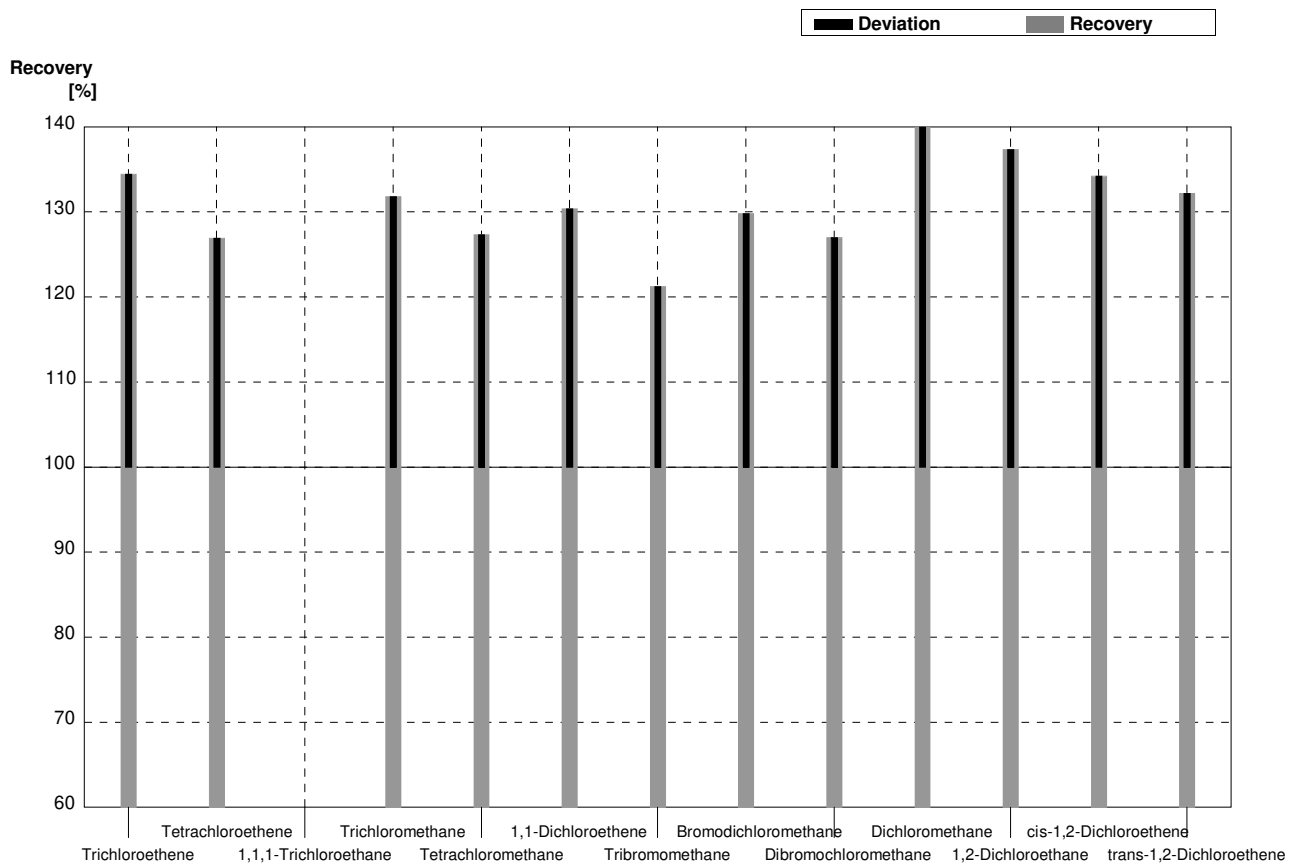
**Sample C-CB10B**  
**Laboratory AG**

Parameter	Target value	± U (k=2)	Result	±	Unit	Recovery
Trichloroethene	1,19	0,06	9,5	1,7	µg/l	798%
Tetrachloroethene	1,49	0,08	12,1	2,4	µg/l	812%
1,1,1-Trichloroethane	0,99	0,05	8,4	2,1	µg/l	848%
Trichloromethane	2,48	0,13	19,6	2,6	µg/l	790%
Tetrachloromethane	1,48	0,08	13,0	2,1	µg/l	878%
1,1-Dichloroethene	3,33	0,18	<0,2	0	µg/l	FN
Tribromomethane	0,96	0,05	5,8	1,3	µg/l	604%
Bromodichloromethane	<0,1		<0,1	0	µg/l	•
Dibromochloromethane	1,57	0,08	10,2	1,5	µg/l	650%
Dichloromethane	4,98	0,26	41,5	5,4	µg/l	833%
1,2-Dichloroethane	0,348	0,027	2,47	0,34	µg/l	710%
cis-1,2-Dichloroethene	<0,1		<0,5	0	µg/l	•
trans-1,2-Dichloroethene	0,332	0,027	2,90	0,46	µg/l	873%



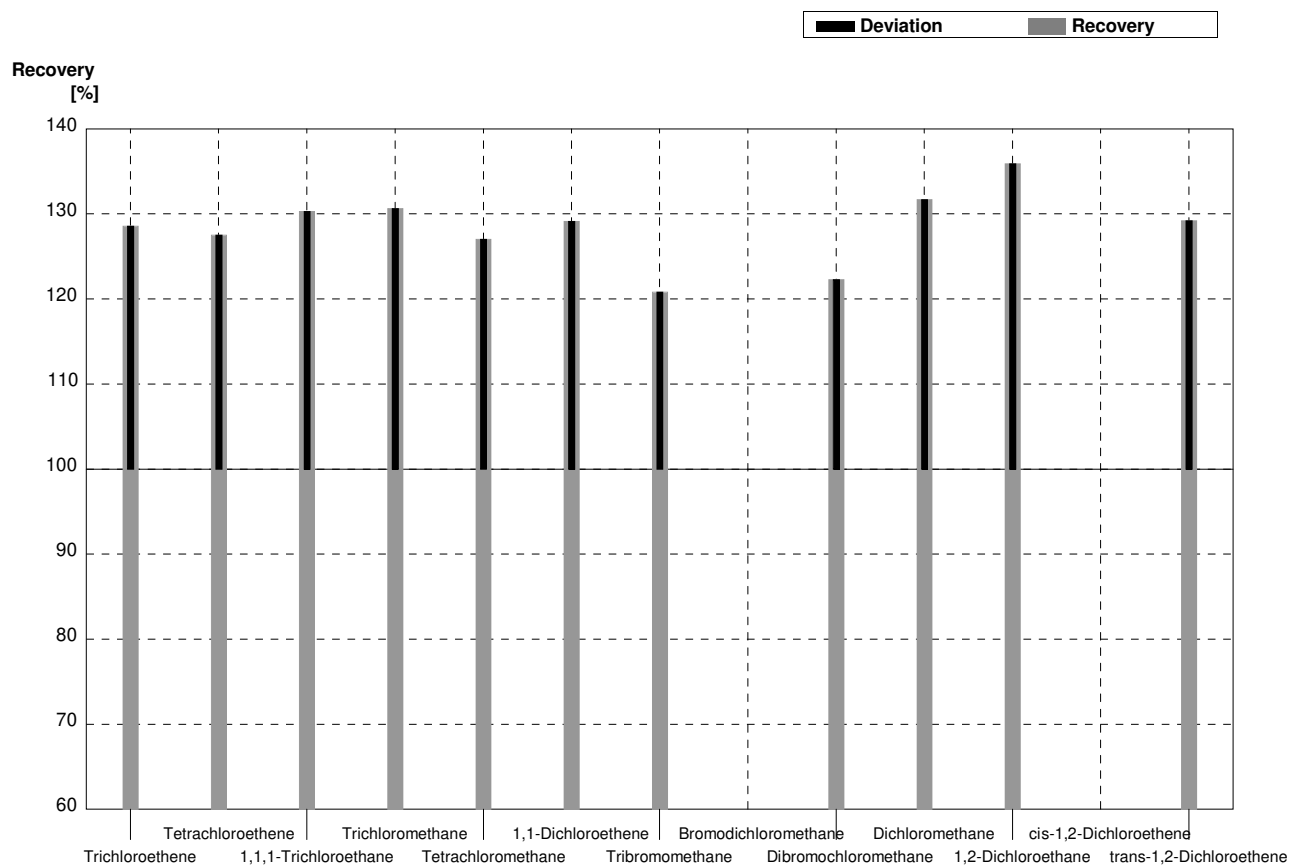
**Sample C-CB10A**  
**Laboratory AH**

Parameter	Target value	± U (k=2)	Result	±	Unit	Recovery
Trichloroethene	2,73	0,14	3,67	0,9	µg/l	134%
Tetrachloroethene	1,04	0,06	1,32	0,4	µg/l	127%
1,1,1-Trichloroethane	<0,1				µg/l	
Trichloromethane	0,198	0,013	0,261	0,06	µg/l	132%
Tetrachloromethane	0,300	0,018	0,382	0,1	µg/l	127%
1,1-Dichloroethene	1,58	0,09	2,06	0,6	µg/l	130%
Tribromomethane	0,292	0,020	0,354	0,09	µg/l	121%
Bromodichloromethane	0,61	0,03	0,792	0,2	µg/l	130%
Dibromochloromethane	0,53	0,03	0,673	0,17	µg/l	127%
Dichloromethane	1,19	0,09	1,74	0,4	µg/l	146%
1,2-Dichloroethane	2,92	0,15	4,01	0,9	µg/l	137%
cis-1,2-Dichloroethene	1,14	0,06	1,53	0,3	µg/l	134%
trans-1,2-Dichloroethene	2,36	0,12	3,12	0,8	µg/l	132%



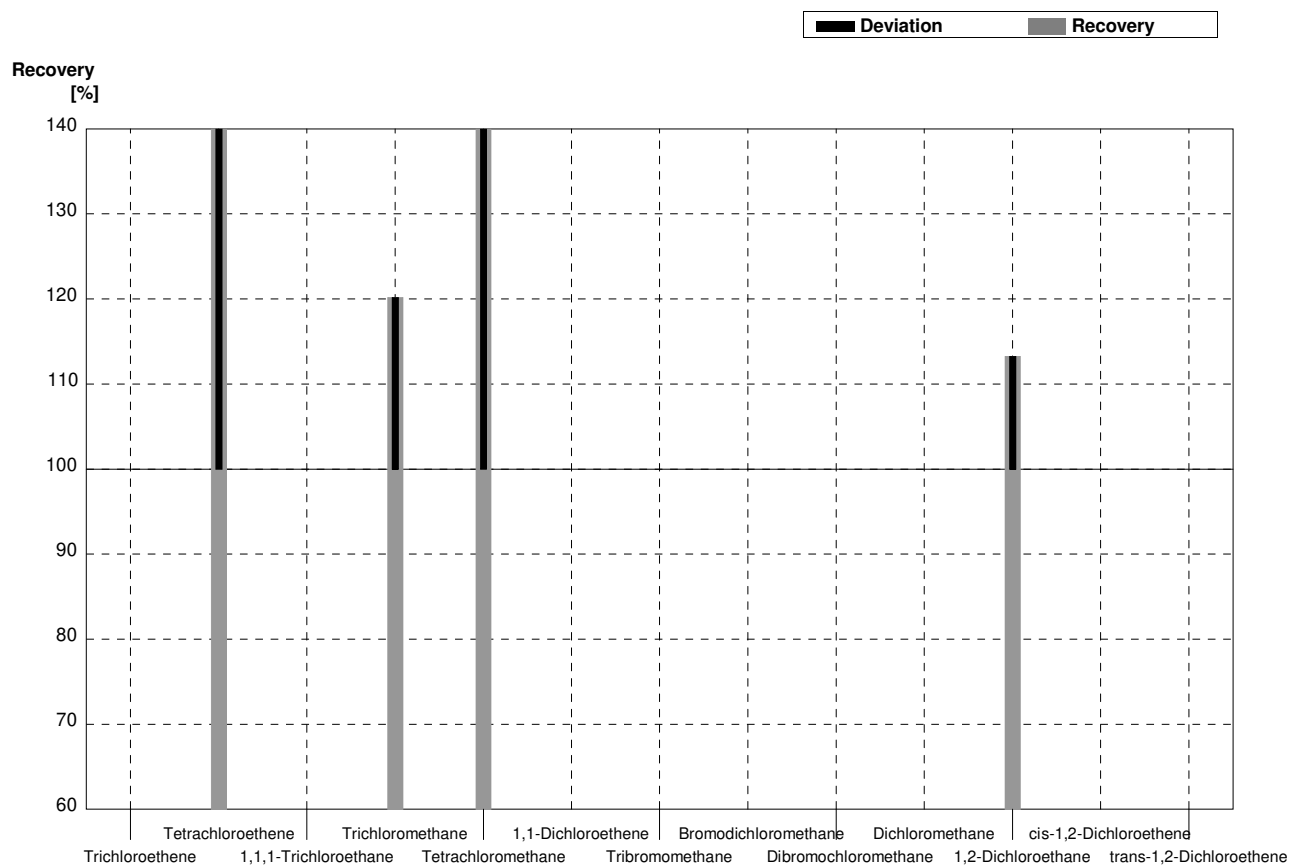
**Sample C-CB10B**  
**Laboratory AH**

Parameter	Target value	± U (k=2)	Result	±	Unit	Recovery
Trichloroethene	1,19	0,06	1,53	0,4	µg/l	129%
Tetrachloroethene	1,49	0,08	1,90	0,5	µg/l	128%
1,1,1-Trichloroethane	0,99	0,05	1,29	0,3	µg/l	130%
Trichloromethane	2,48	0,13	3,24	0,7	µg/l	131%
Tetrachloromethane	1,48	0,08	1,88	0,5	µg/l	127%
1,1-Dichloroethene	3,33	0,18	4,30	1,3	µg/l	129%
Tribromomethane	0,96	0,05	1,16	0,3	µg/l	121%
Bromodichloromethane	<0,1				µg/l	
Dibromochloromethane	1,57	0,08	1,92	0,5	µg/l	122%
Dichloromethane	4,98	0,26	6,56	1,7	µg/l	132%
1,2-Dichloroethane	0,348	0,027	0,473	0,1	µg/l	136%
cis-1,2-Dichloroethene	<0,1				µg/l	
trans-1,2-Dichloroethene	0,332	0,027	0,429	0,1	µg/l	129%



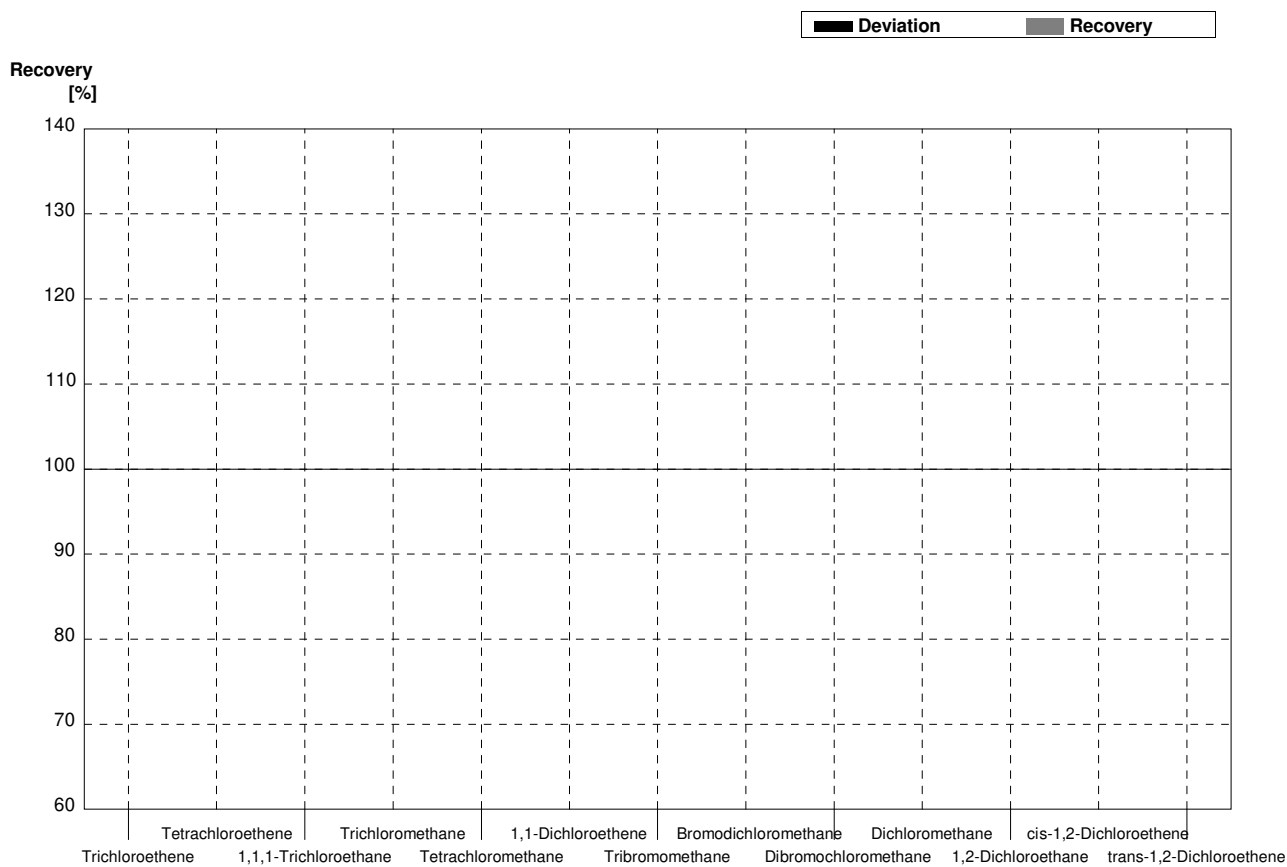
**Sample C-CB10A**  
**Laboratory AI**

Parameter	Target value	± U (k=2)	Result	±	Unit	Recovery
Trichloroethene	2,73	0,14			µg/l	
Tetrachloroethene	1,04	0,06	1,479	0,443	µg/l	142%
1,1,1-Trichloroethane	<0,1				µg/l	
Trichloromethane	0,198	0,013	0,238	0,071	µg/l	120%
Tetrachloromethane	0,300	0,018	0,525	0,157	µg/l	175%
1,1-Dichloroethene	1,58	0,09			µg/l	
Tribromomethane	0,292	0,020			µg/l	
Bromodichloromethane	0,61	0,03			µg/l	
Dibromochloromethane	0,53	0,03			µg/l	
Dichloromethane	1,19	0,09			µg/l	
1,2-Dichloroethane	2,92	0,15	3,308	0,992	µg/l	113%
cis-1,2-Dichloroethene	1,14	0,06			µg/l	
trans-1,2-Dichloroethene	2,36	0,12			µg/l	



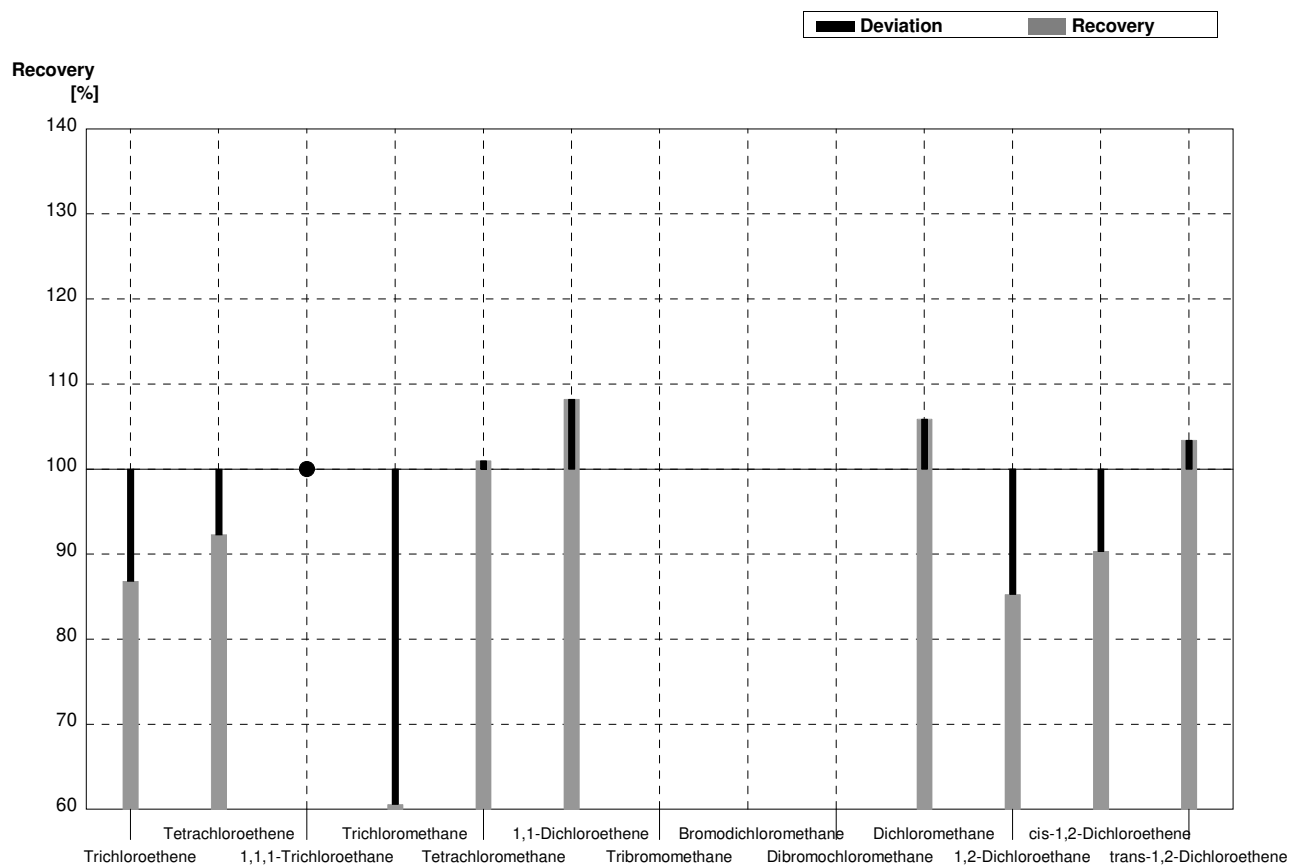
**Sample C-CB10B**  
**Laboratory AI**

Parameter	Target value	± U (k=2)	Result	±	Unit	Recovery
Trichloroethene	1,19	0,06			µg/l	
Tetrachloroethene	1,49	0,08			µg/l	
1,1,1-Trichloroethane	0,99	0,05			µg/l	
Trichloromethane	2,48	0,13			µg/l	
Tetrachloromethane	1,48	0,08			µg/l	
1,1-Dichloroethene	3,33	0,18			µg/l	
Tribromomethane	0,96	0,05			µg/l	
Bromodichloromethane	<0,1				µg/l	
Dibromochloromethane	1,57	0,08			µg/l	
Dichloromethane	4,98	0,26			µg/l	
1,2-Dichloroethane	0,348	0,027			µg/l	
cis-1,2-Dichloroethene	<0,1				µg/l	
trans-1,2-Dichloroethene	0,332	0,027			µg/l	



**Sample C-CB10A**  
**Laboratory AJ**

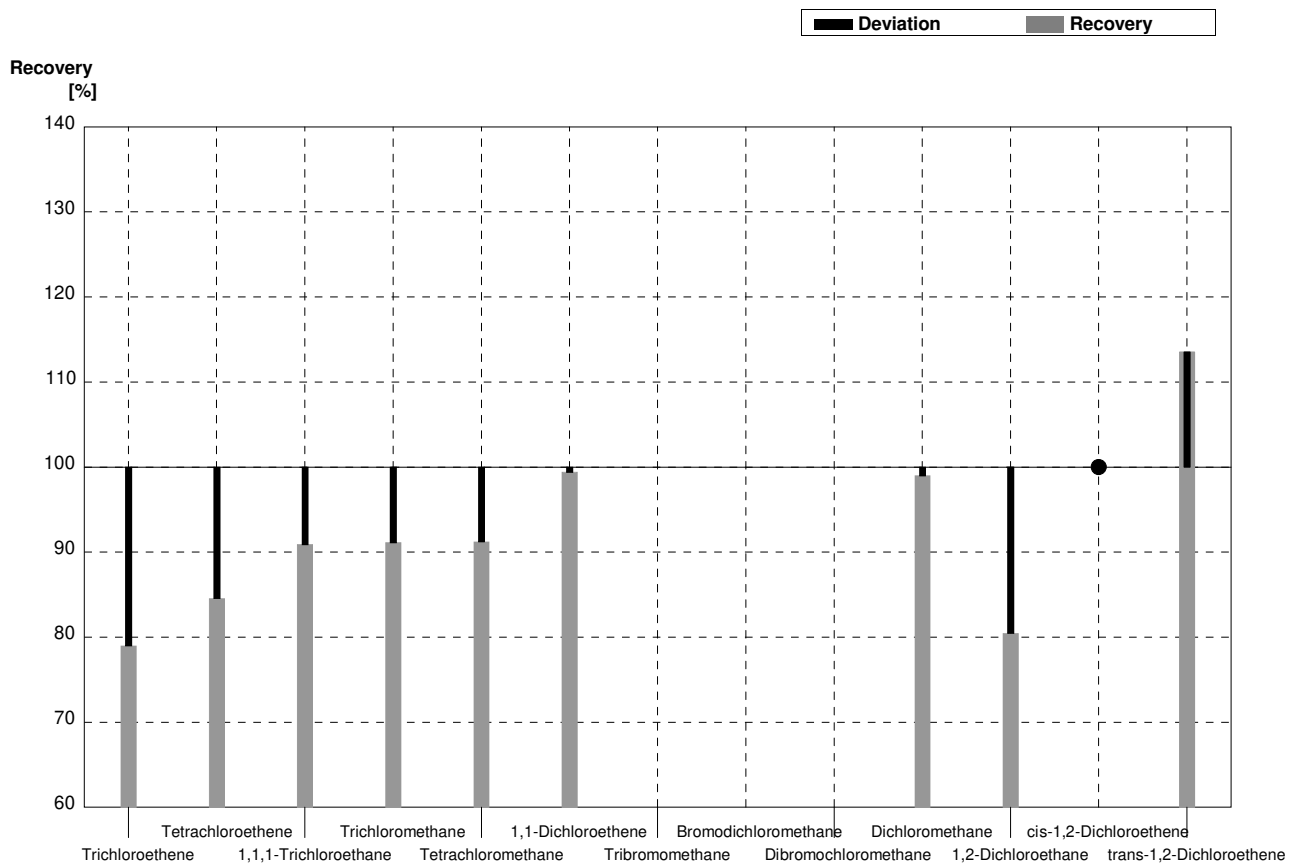
Parameter	Target value	± U (k=2)	Result	±	Unit	Recovery
Trichloroethene	2,73	0,14	2,37	0,59	µg/l	87%
Tetrachloroethene	1,04	0,06	0,96	0,20	µg/l	92%
1,1,1-Trichloroethane	<0,1		0,0220	0,004	µg/l	•
Trichloromethane	0,198	0,013	0,120	0,02	µg/l	61%
Tetrachloromethane	0,300	0,018	0,303	0,051	µg/l	101%
1,1-Dichloroethene	1,58	0,09	1,71	0,29	µg/l	108%
Tribromomethane	0,292	0,020			µg/l	
Bromodichloromethane	0,61	0,03			µg/l	
Dibromochloromethane	0,53	0,03			µg/l	
Dichloromethane	1,19	0,09	1,26	0,37	µg/l	106%
1,2-Dichloroethane	2,92	0,15	2,49	0,73	µg/l	85%
cis-1,2-Dichloroethene	1,14	0,06	1,03	0,36	µg/l	90%
trans-1,2-Dichloroethene	2,36	0,12	2,44	0,37	µg/l	103%





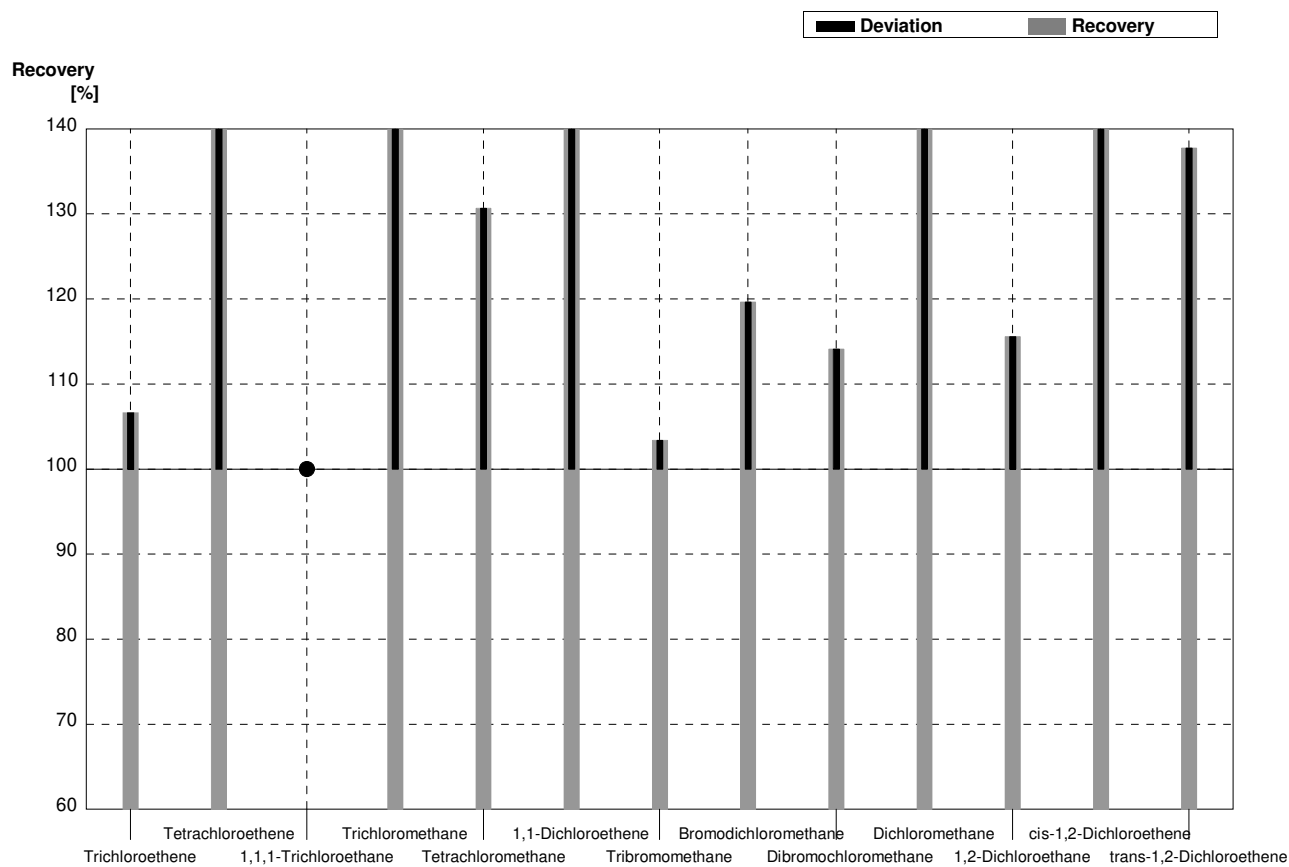
**Sample C-CB10B**  
**Laboratory AJ**

Parameter	Target value	± U (k=2)	Result	±	Unit	Recovery
Trichloroethene	1,19	0,06	0,94	0,23	µg/l	79%
Tetrachloroethene	1,49	0,08	1,26	0,27	µg/l	85%
1,1,1-Trichloroethane	0,99	0,05	0,90	0,18	µg/l	91%
Trichloromethane	2,48	0,13	2,26	0,38	µg/l	91%
Tetrachloromethane	1,48	0,08	1,35	0,23	µg/l	91%
1,1-Dichloroethene	3,33	0,18	3,31	0,57	µg/l	99%
Tribromomethane	0,96	0,05			µg/l	
Bromodichloromethane	<0,1				µg/l	
Dibromochloromethane	1,57	0,08			µg/l	
Dichloromethane	4,98	0,26	4,93	1,4	µg/l	99%
1,2-Dichloroethane	0,348	0,027	0,280	0,08	µg/l	80%
cis-1,2-Dichloroethene	<0,1		0,090	0,05	µg/l	•
trans-1,2-Dichloroethene	0,332	0,027	0,377	0,06	µg/l	114%



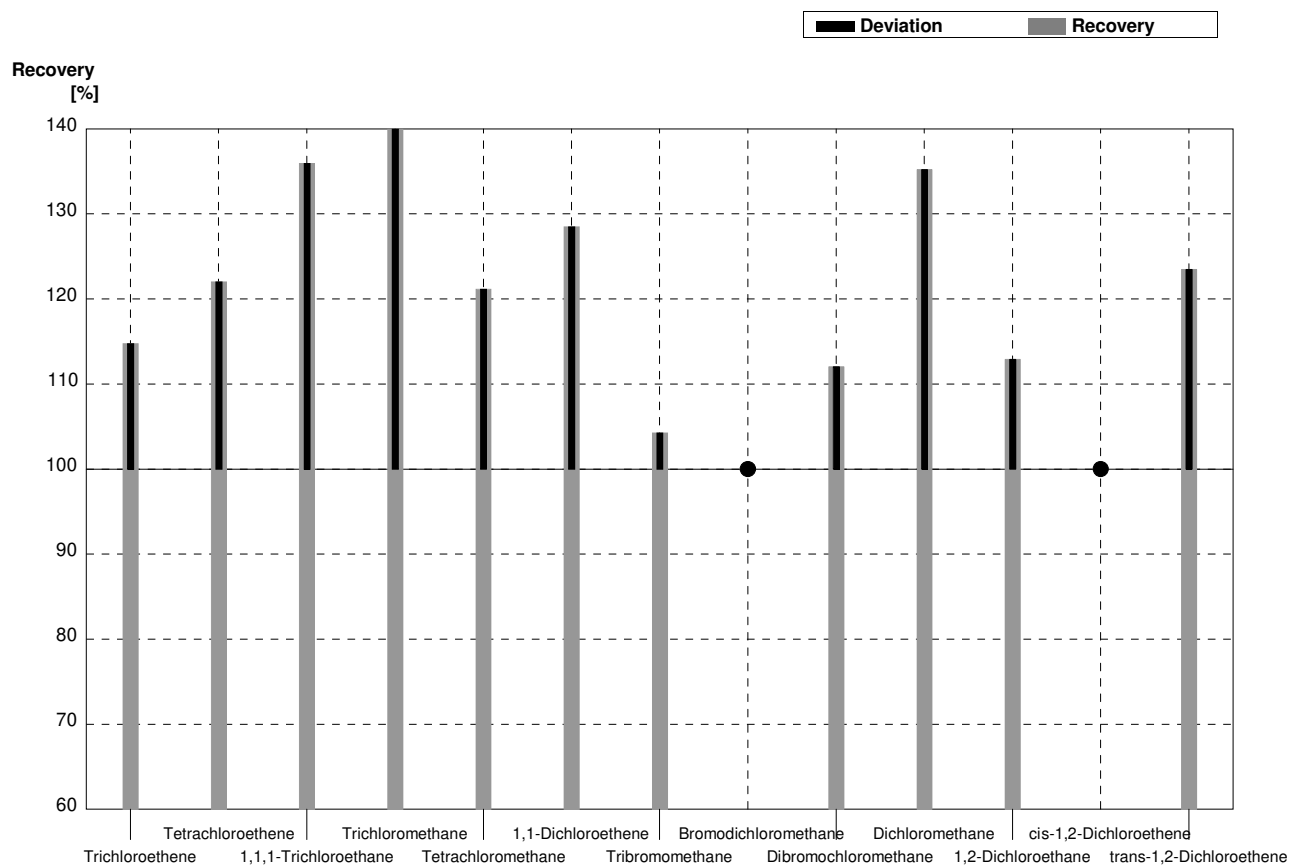
**Sample C-CB10A**  
**Laboratory AK**

Parameter	Target value	± U (k=2)	Result	±	Unit	Recovery
Trichloroethene	2,73	0,14	2,911	1,019	µg/l	107%
Tetrachloroethene	1,04	0,06	1,466	0,542	µg/l	141%
1,1,1-Trichloroethane	<0,1		<0,046	0,020	µg/l	•
Trichloromethane	0,198	0,013	1,163	0,430	µg/l	587%
Tetrachloromethane	0,300	0,018	0,392	0,221	µg/l	131%
1,1-Dichloroethene	1,58	0,09	2,399	0,840	µg/l	152%
Tribromomethane	0,292	0,020	0,302	0,089	µg/l	103%
Bromodichloromethane	0,61	0,03	0,730	0,279	µg/l	120%
Dibromochloromethane	0,53	0,03	0,605	0,276	µg/l	114%
Dichloromethane	1,19	0,09	1,714	0,634	µg/l	144%
1,2-Dichloroethane	2,92	0,15	3,375	1,181	µg/l	116%
cis-1,2-Dichloroethene	1,14	0,06	1,671	0,618	µg/l	147%
trans-1,2-Dichloroethene	2,36	0,12	3,251	1,137	µg/l	138%



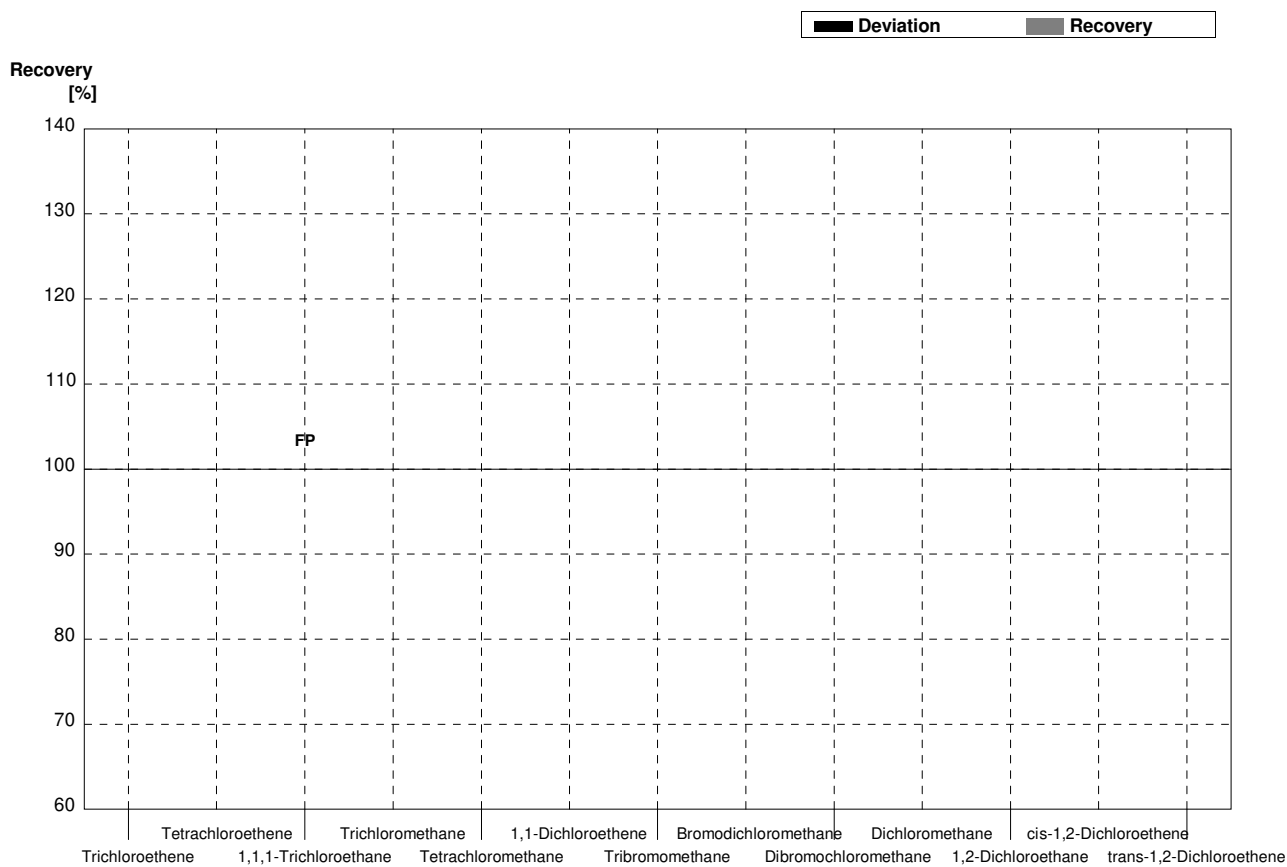
**Sample C-CB10B**  
**Laboratory AK**

Parameter	Target value	± U (k=2)	Result	±	Unit	Recovery
Trichloroethene	1,19	0,06	1,366	0,568	µg/l	115%
Tetrachloroethene	1,49	0,08	1,818	0,565	µg/l	122%
1,1,1-Trichloroethane	0,99	0,05	1,346	0,572	µg/l	136%
Trichloromethane	2,48	0,13	4,094	1,945	µg/l	165%
Tetrachloromethane	1,48	0,08	1,793	1,011	µg/l	121%
1,1-Dichloroethene	3,33	0,18	4,279	1,836	µg/l	128%
Tribromomethane	0,96	0,05	1,001	0,294	µg/l	104%
Bromodichloromethane	<0,1		<0,027	0,010	µg/l	•
Dibromochloromethane	1,57	0,08	1,759	0,802	µg/l	112%
Dichloromethane	4,98	0,26	6,735	2,317	µg/l	135%
1,2-Dichloroethane	0,348	0,027	0,393	0,125	µg/l	113%
cis-1,2-Dichloroethene	<0,1		<0,035	0,009	µg/l	•
trans-1,2-Dichloroethene	0,332	0,027	0,410	0,153	µg/l	123%



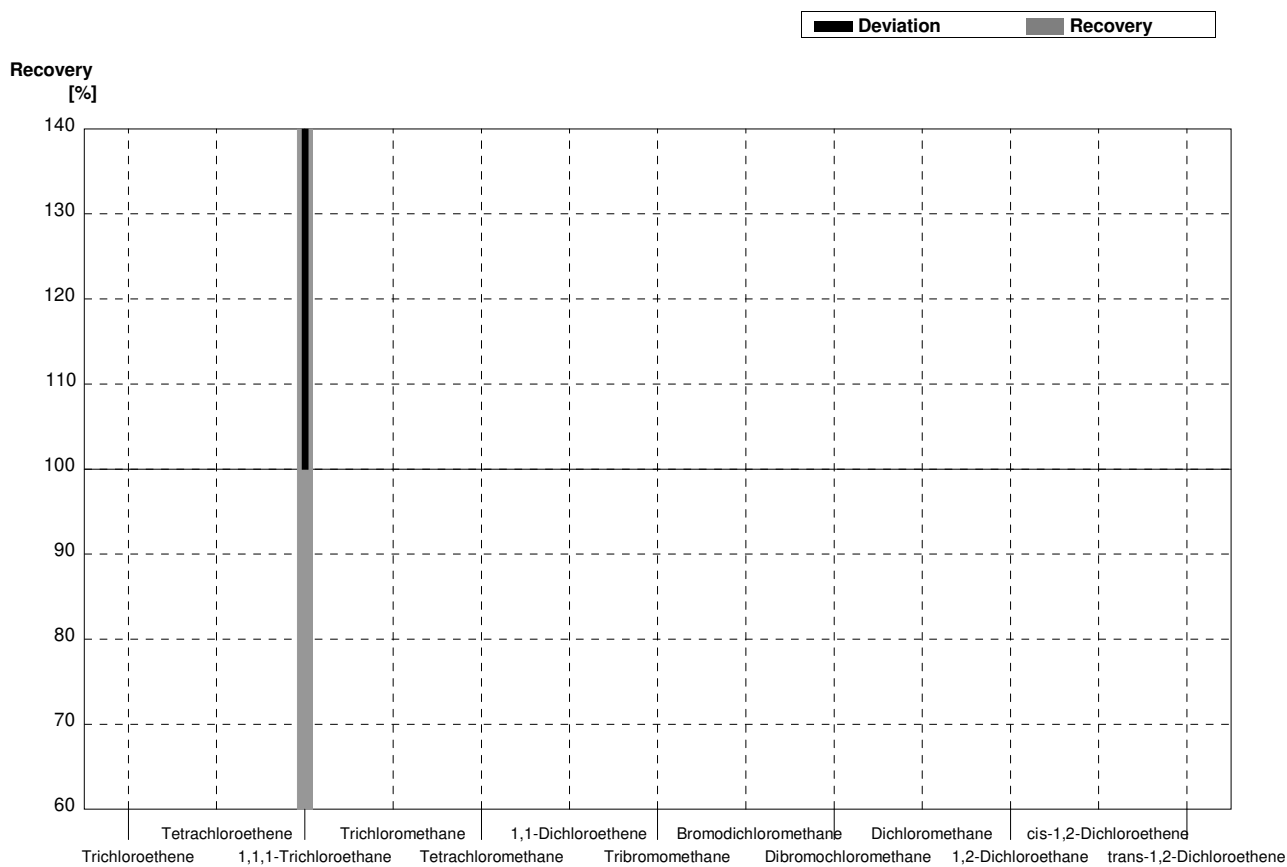
**Sample C-CB10A**  
**Laboratory AL**

Parameter	Target value	± U (k=2)	Result	±	Unit	Recovery
Trichloroethene	2,73	0,14			µg/l	
Tetrachloroethene	1,04	0,06			µg/l	
1,1,1-Trichloroethane	<0,1		0,219		µg/l	FP
Trichloromethane	0,198	0,013			µg/l	
Tetrachloromethane	0,300	0,018			µg/l	
1,1-Dichloroethene	1,58	0,09			µg/l	
Tribromomethane	0,292	0,020			µg/l	
Bromodichloromethane	0,61	0,03			µg/l	
Dibromochloromethane	0,53	0,03			µg/l	
Dichloromethane	1,19	0,09			µg/l	
1,2-Dichloroethane	2,92	0,15			µg/l	
cis-1,2-Dichloroethene	1,14	0,06			µg/l	
trans-1,2-Dichloroethene	2,36	0,12			µg/l	



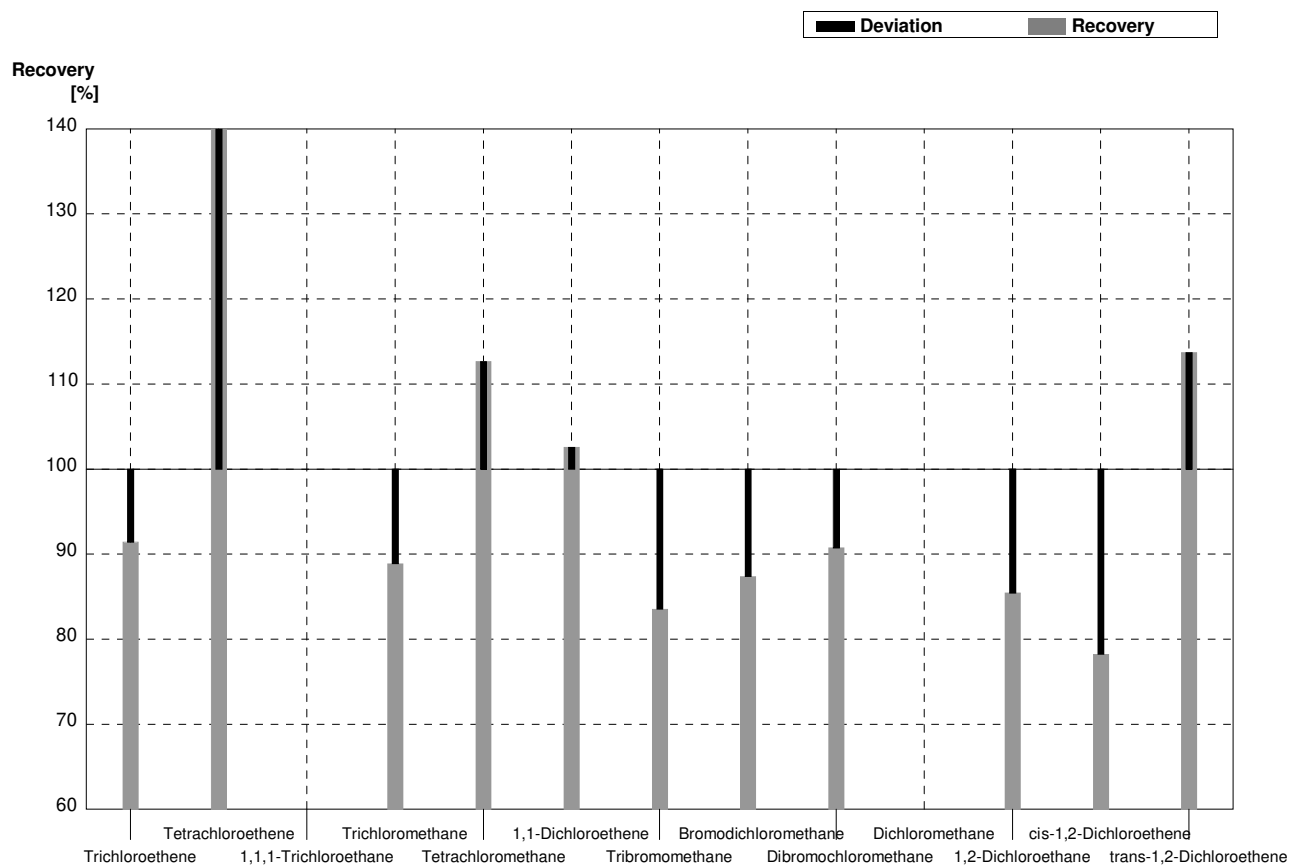
**Sample C-CB10B**  
**Laboratory AL**

Parameter	Target value	± U (k=2)	Result	±	Unit	Recovery
Trichloroethene	1,19	0,06			µg/l	
Tetrachloroethene	1,49	0,08			µg/l	
1,1,1-Trichloroethane	0,99	0,05	1,67		µg/l	169%
Trichloromethane	2,48	0,13			µg/l	
Tetrachloromethane	1,48	0,08			µg/l	
1,1-Dichloroethene	3,33	0,18			µg/l	
Tribromomethane	0,96	0,05			µg/l	
Bromodichloromethane	<0,1				µg/l	
Dibromochloromethane	1,57	0,08			µg/l	
Dichloromethane	4,98	0,26			µg/l	
1,2-Dichloroethane	0,348	0,027			µg/l	
cis-1,2-Dichloroethene	<0,1				µg/l	
trans-1,2-Dichloroethene	0,332	0,027			µg/l	



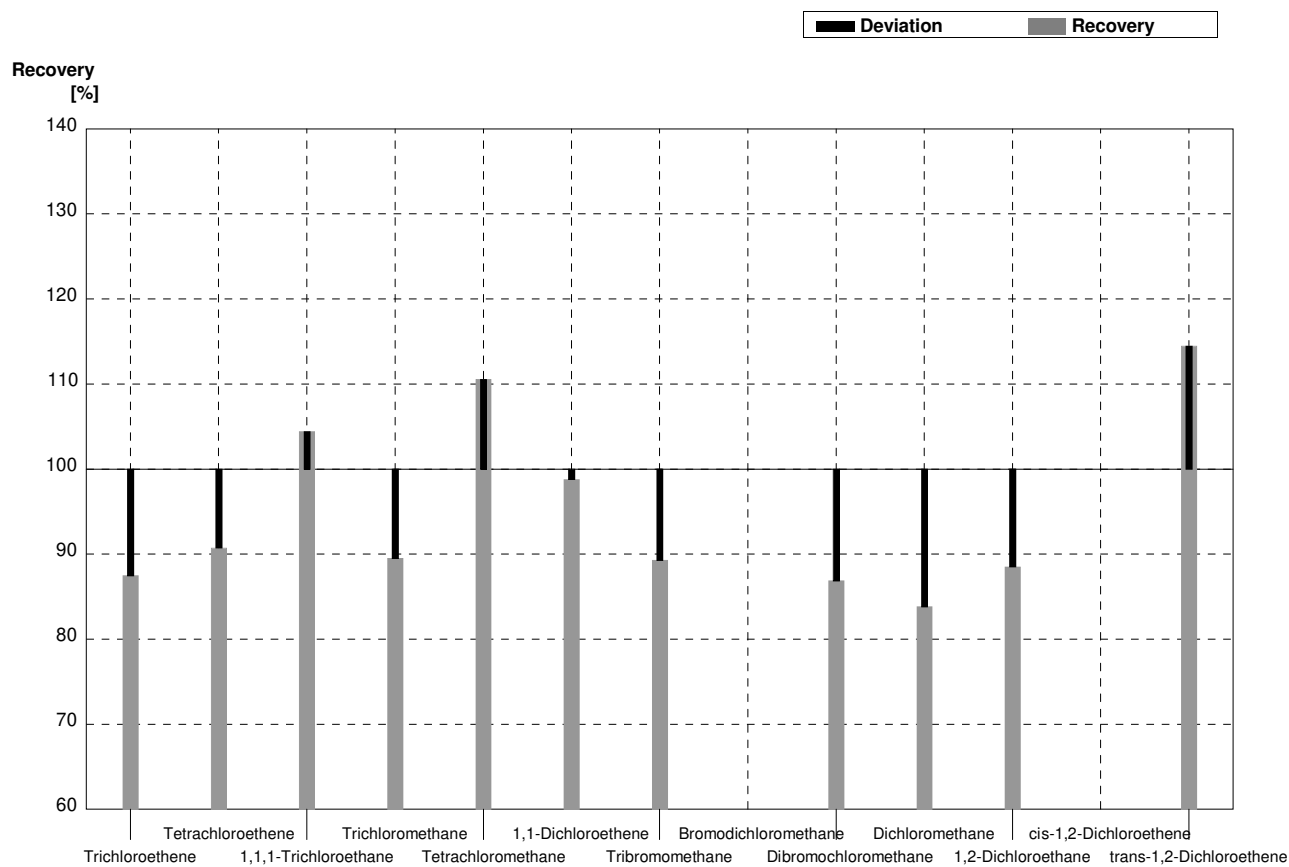
**Sample C-CB10A**  
**Laboratory AM**

Parameter	Target value	± U (k=2)	Result	±	Unit	Recovery
Trichloroethene	2,73	0,14	2,496	0,99	µg/l	91%
Tetrachloroethene	1,04	0,06	9,75	0,795	µg/l	938%
1,1,1-Trichloroethane	<0,1		<bg		µg/l	
Trichloromethane	0,198	0,013	0,176	0,035	µg/l	89%
Tetrachloromethane	0,300	0,018	0,338	0,068	µg/l	113%
1,1-Dichloroethene	1,58	0,09	1,621	0,324	µg/l	103%
Tribromomethane	0,292	0,020	0,244	0,049	µg/l	84%
Bromodichloromethane	0,61	0,03	0,533	0,107	µg/l	87%
Dibromochloromethane	0,53	0,03	0,481	0,096	µg/l	91%
Dichloromethane	1,19	0,09	<bg		µg/l	
1,2-Dichloroethene	2,92	0,15	2,495	0,499	µg/l	85%
cis-1,2-Dichloroethene	1,14	0,06	0,892	0,178	µg/l	78%
trans-1,2-Dichloroethene	2,36	0,12	2,684	0,537	µg/l	114%



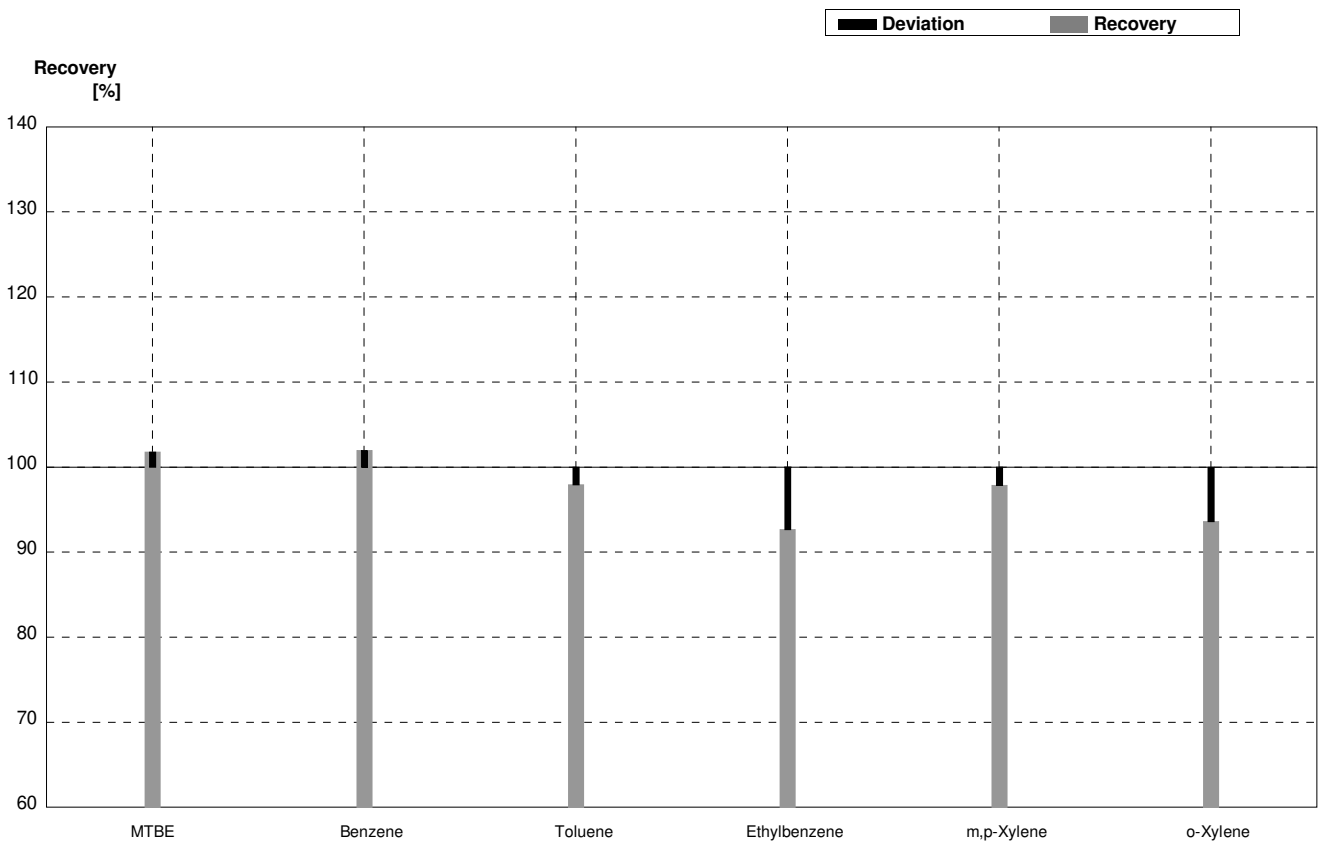
**Sample C-CB10B**  
**Laboratory AM**

Parameter	Target value	± U (k=2)	Result	±	Unit	Recovery
Trichloroethene	1,19	0,06	1,041	0,208	µg/l	87%
Tetrachloroethene	1,49	0,08	1,352	0,270	µg/l	91%
1,1,1-Trichloroethane	0,99	0,05	1,034	0,207	µg/l	104%
Trichloromethane	2,48	0,13	2,220	0,444	µg/l	90%
Tetrachloromethane	1,48	0,08	1,636	0,327	µg/l	111%
1,1-Dichloroethene	3,33	0,18	3,290	0,658	µg/l	99%
Tribromomethane	0,96	0,05	0,857	0,171	µg/l	89%
Bromodichloromethane	<0,1		<bg		µg/l	
Dibromochloromethane	1,57	0,08	1,364	0,273	µg/l	87%
Dichloromethane	4,98	0,26	4,174	0,835	µg/l	84%
1,2-Dichloroethane	0,348	0,027	0,308	0,062	µg/l	89%
cis-1,2-Dichloroethene	<0,1		<bg		µg/l	
trans-1,2-Dichloroethene	0,332	0,027	0,380	0,076	µg/l	114%



**Sample B-CB10A**  
**Laboratory AN**

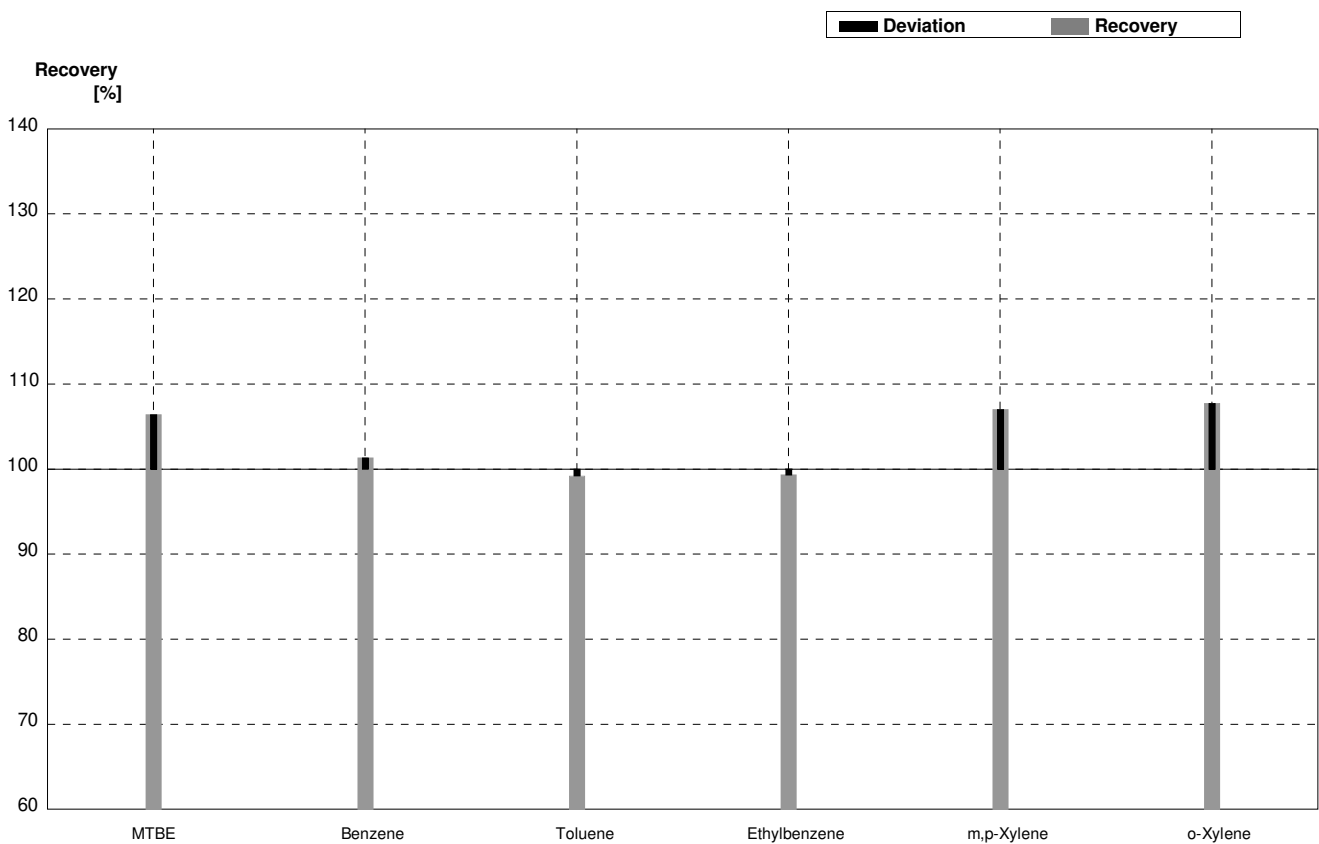
Parameter	Target value	± U (k=2)	Result	±	Unit	Recovery
MTBE	0,61	0,05	0,621	0,193	µg/L	102%
Benzene	3,75	0,19	3,825	0,765	µg/L	102%
Toluene	1,76	0,10	1,724	0,379	µg/L	98%
Ethylbenzene	3,03	0,16	2,808	1,067	µg/L	93%
m,p-Xylene	1,41	0,08	1,380	0,455	µg/L	98%
o-Xylene	1,22	0,07	1,142	0,297	µg/L	94%





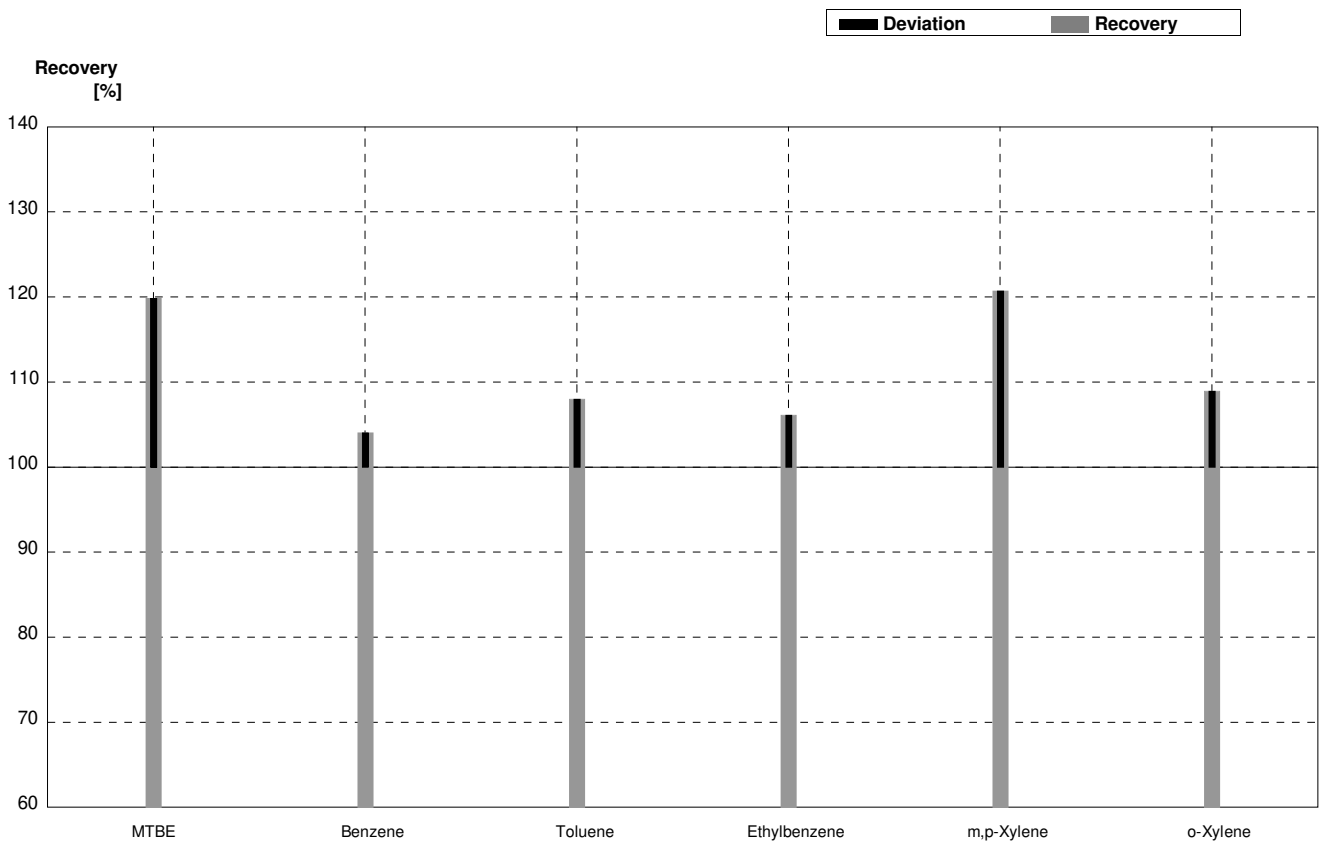
**Sample B-CB10B**  
**Laboratory AN**

Parameter	Target value	± U (k=2)	Result	±	Unit	Recovery
MTBE	1,90	0,10	2,022	0,627	µg/L	106%
Benzene	0,82	0,05	0,831	0,166	µg/L	101%
Toluene	6,1	0,3	6,051	1,331	µg/L	99%
Ethylbenzene	0,74	0,05	0,735	0,279	µg/L	99%
m,p-Xylene	5,9	0,3	6,314	2,084	µg/L	107%
o-Xylene	4,36	0,22	4,697	1,221	µg/L	108%



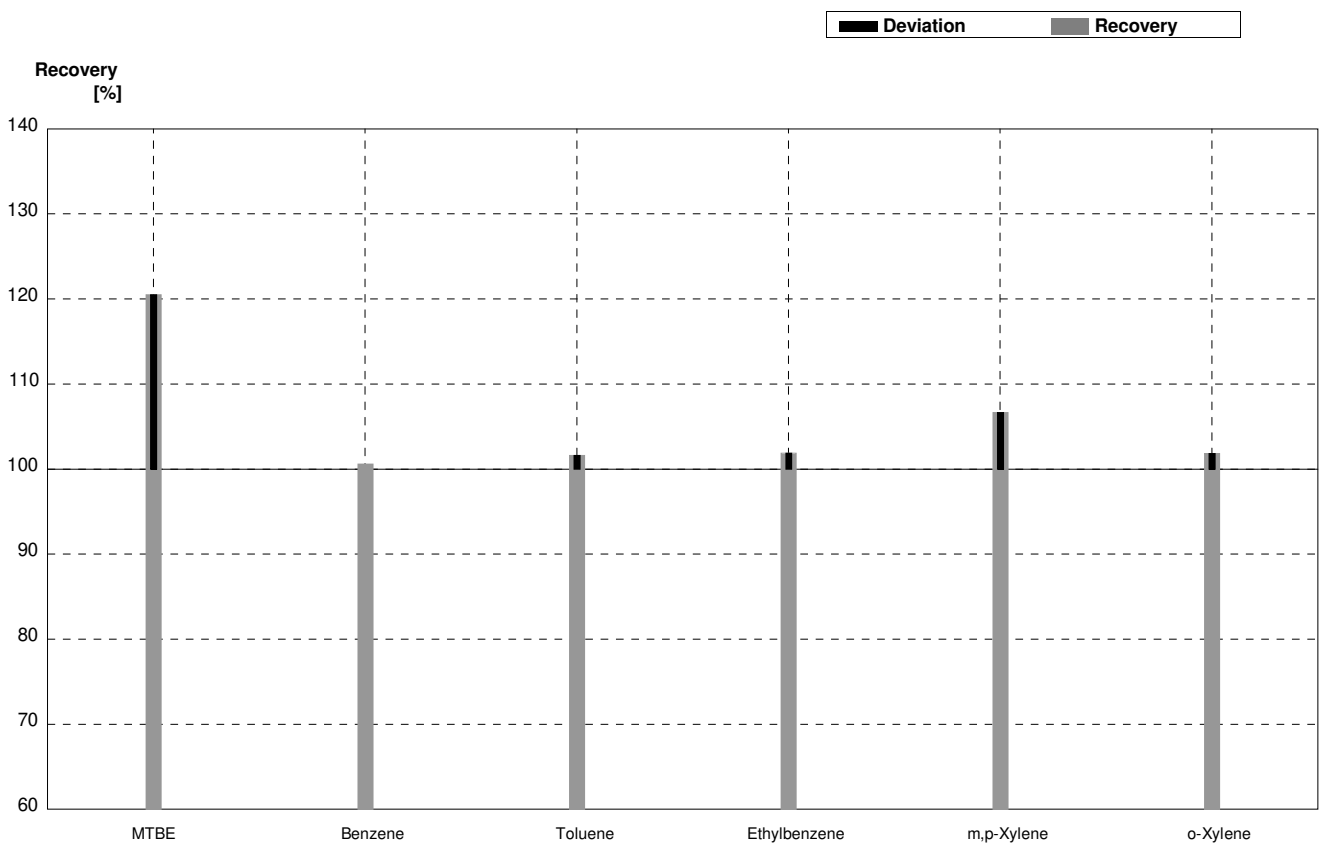
**Sample B-CB10A**  
**Laboratory AO**

Parameter	Target value	± U (k=2)	Result	±	Unit	Recovery
MTBE	0,61	0,05	0,731	0,110	µg/L	120%
Benzene	3,75	0,19	3,902	0,585	µg/L	104%
Toluene	1,76	0,10	1,901	0,285	µg/L	108%
Ethylbenzene	3,03	0,16	3,216	0,482	µg/L	106%
m,p-Xylene	1,41	0,08	1,702	0,255	µg/L	121%
o-Xylene	1,22	0,07	1,329	0,199	µg/L	109%



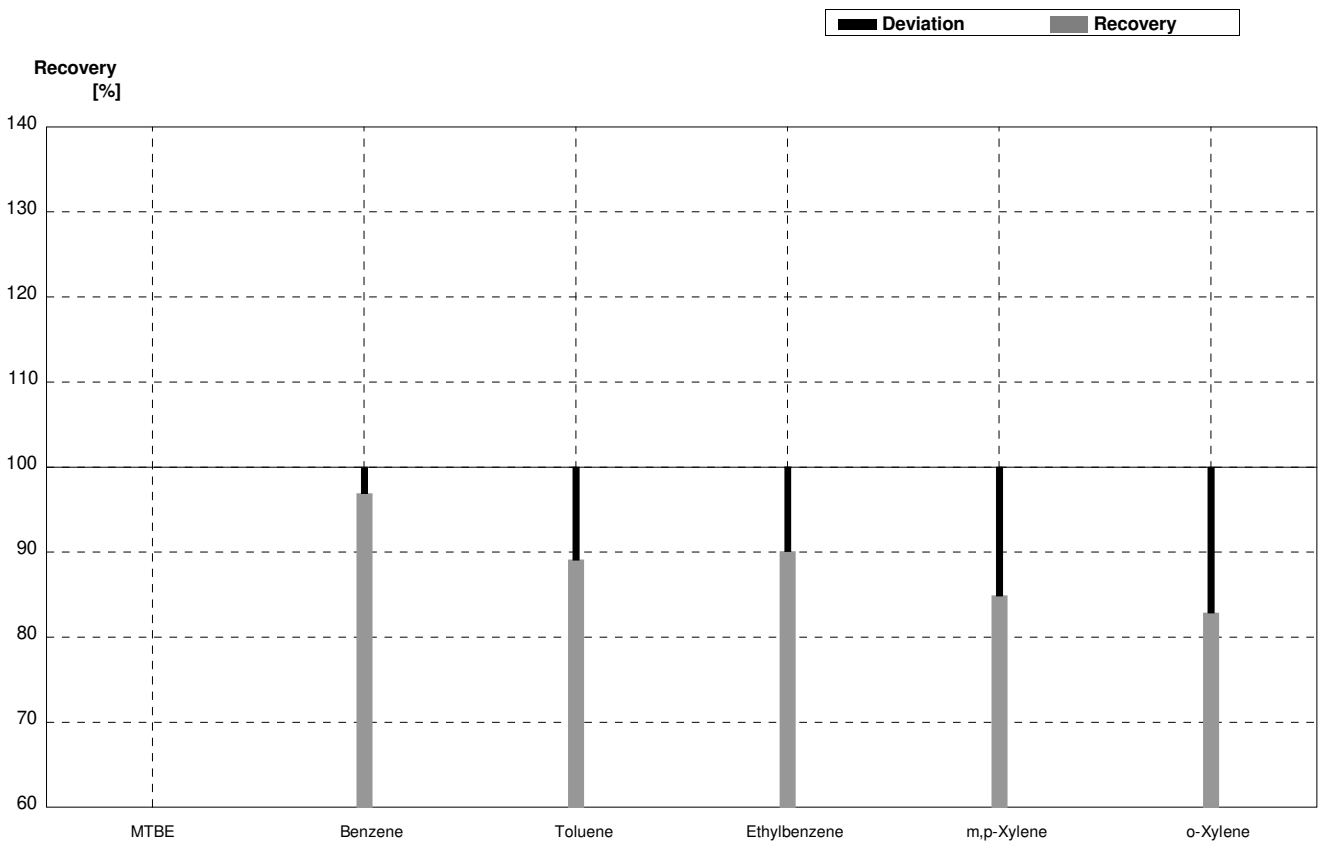
**Sample B-CB10B**  
**Laboratory AO**

Parameter	Target value	± U (k=2)	Result	±	Unit	Recovery
MTBE	1,90	0,10	2,290	0,344	µg/L	121%
Benzene	0,82	0,05	0,825	0,124	µg/L	101%
Toluene	6,1	0,3	6,201	0,930	µg/L	102%
Ethylbenzene	0,74	0,05	0,754	0,113	µg/L	102%
m,p-Xylene	5,9	0,3	6,295	0,944	µg/L	107%
o-Xylene	4,36	0,22	4,441	0,666	µg/L	102%



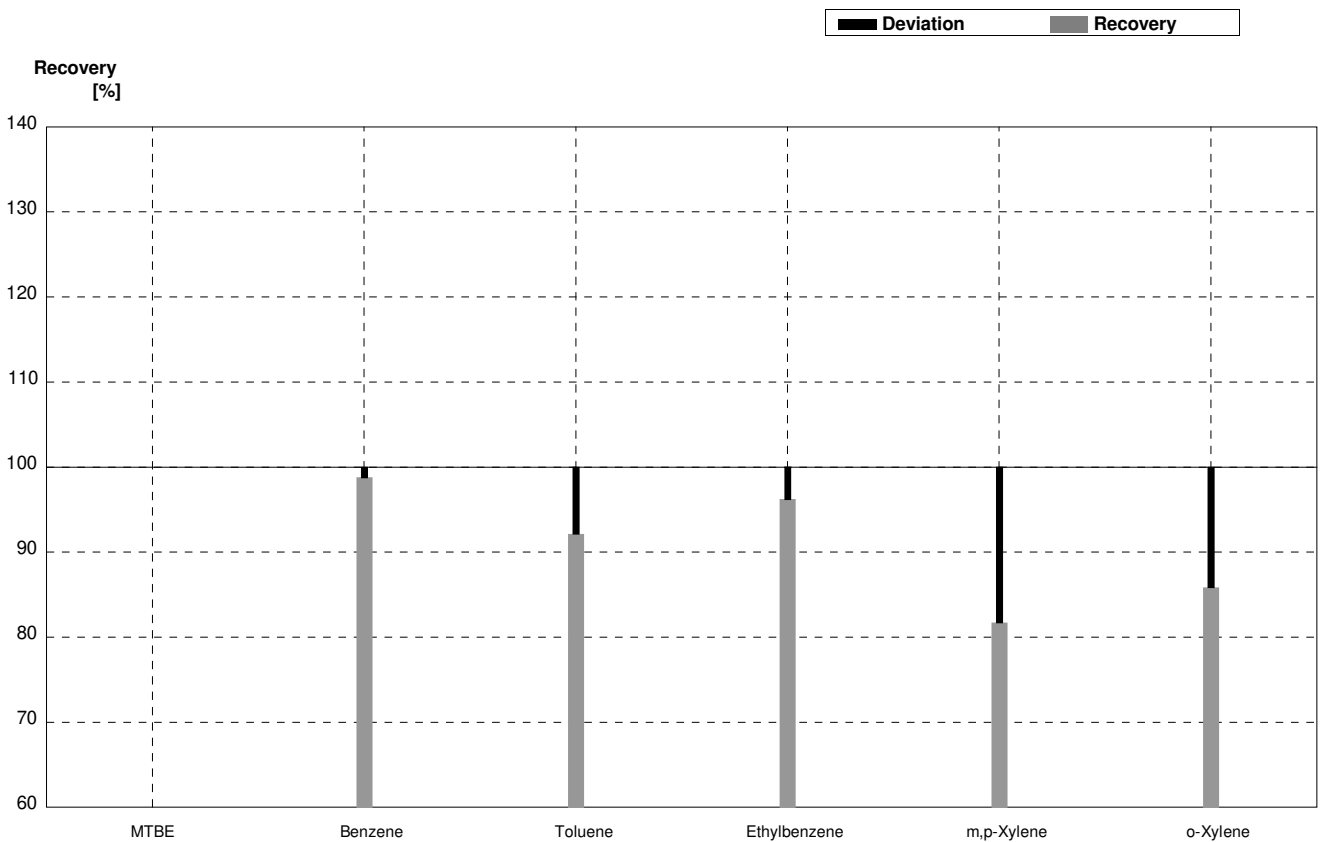
**Sample B-CB10A**  
**Laboratory AP**

Parameter	Target value	± U (k=2)	Result	±	Unit	Recovery
MTBE	0,61	0,05			µg/L	
Benzene	3,75	0,19	3,634	0,909	µg/L	97%
Toluene	1,76	0,10	1,568	0,392	µg/L	89%
Ethylbenzene	3,03	0,16	2,730	0,682	µg/L	90%
m,p-Xylene	1,41	0,08	1,197	0,299	µg/L	85%
o-Xylene	1,22	0,07	1,011	0,253	µg/L	83%



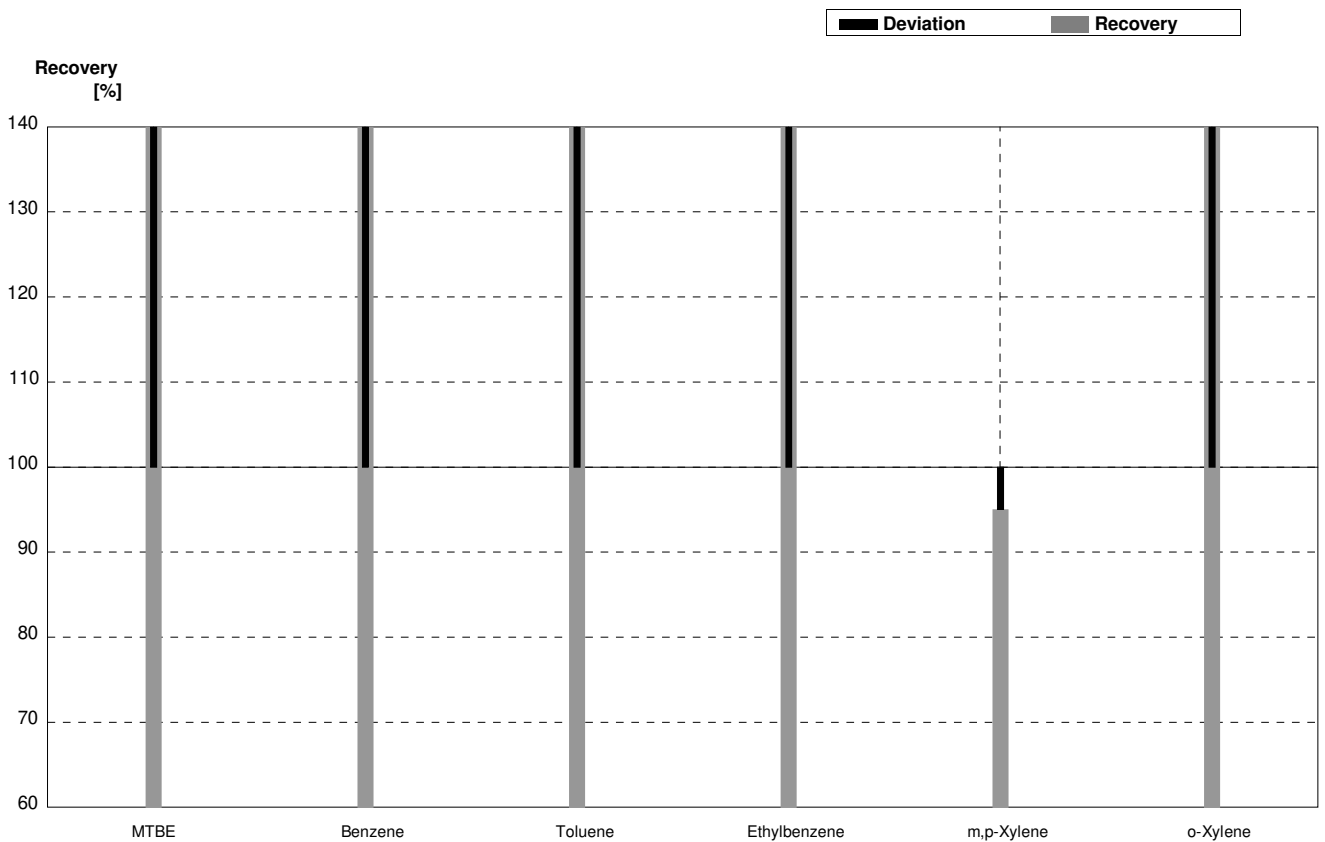
**Sample B-CB10B**  
**Laboratory AP**

Parameter	Target value	± U (k=2)	Result	±	Unit	Recovery
MTBE	1,90	0,10			µg/L	
Benzene	0,82	0,05	0,810	0,202	µg/L	99%
Toluene	6,1	0,3	5,620	1,405	µg/L	92%
Ethylbenzene	0,74	0,05	0,712	0,178	µg/L	96%
m,p-Xylene	5,9	0,3	4,821	1,205	µg/L	82%
o-Xylene	4,36	0,22	3,743	0,936	µg/L	86%



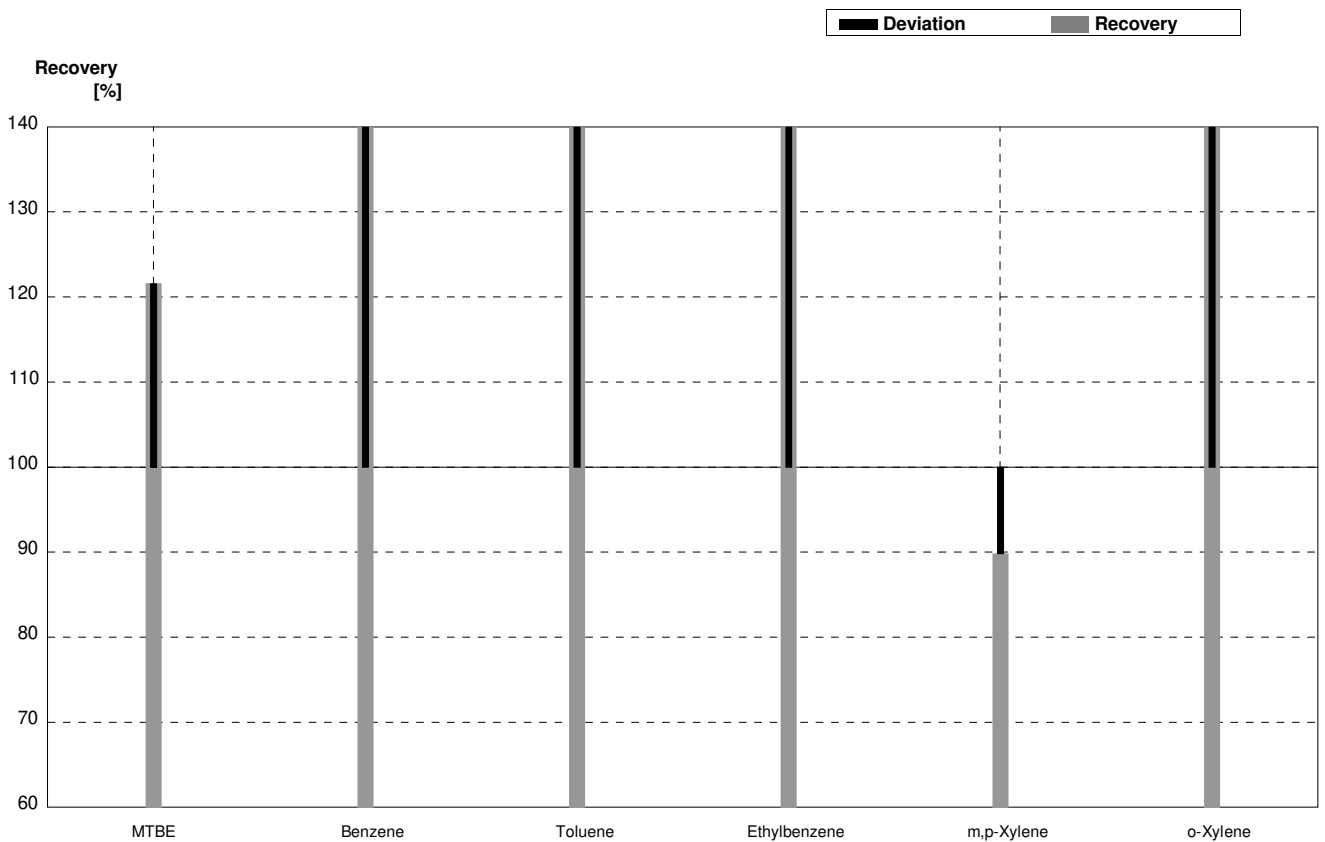
**Sample B-CB10A**  
**Laboratory AQ**

Parameter	Target value	± U (k=2)	Result	±	Unit	Recovery
MTBE	0,61	0,05	0,87	0,131	µg/L	143%
Benzene	3,75	0,19	7,5	1,13	µg/L	200%
Toluene	1,76	0,10	3,36	0,50	µg/L	191%
Ethylbenzene	3,03	0,16	5,8	0,86	µg/L	191%
m,p-Xylene	1,41	0,08	1,34	0,201	µg/L	95%
o-Xylene	1,22	0,07	2,18	0,327	µg/L	179%



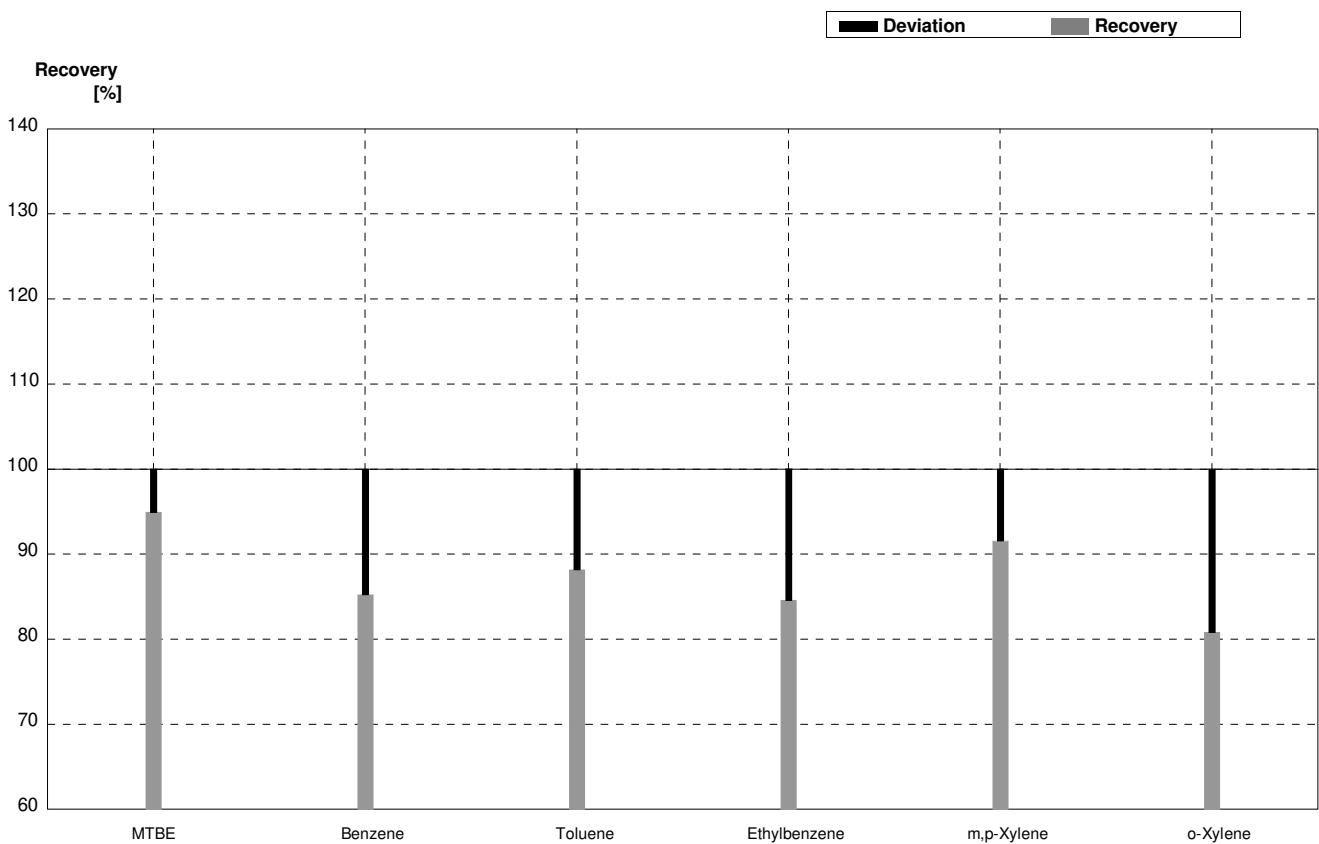
**Sample B-CB10B**  
**Laboratory AQ**

Parameter	Target value	$\pm U$ (k=2)	Result	$\pm$	Unit	Recovery
MTBE	1,90	0,10	2,31	0,356	$\mu\text{g/L}$	122%
Benzene	0,82	0,05	1,63	0,246	$\mu\text{g/L}$	199%
Toluene	6,1	0,3	10,2	1,53	$\mu\text{g/L}$	167%
Ethylbenzene	0,74	0,05	1,27	0,190	$\mu\text{g/L}$	172%
m,p-Xylene	5,9	0,3	5,3	0,79	$\mu\text{g/L}$	90%
o-Xylene	4,36	0,22	7,2	1,09	$\mu\text{g/L}$	165%



**Sample B-CB10A**  
**Laboratory AR**

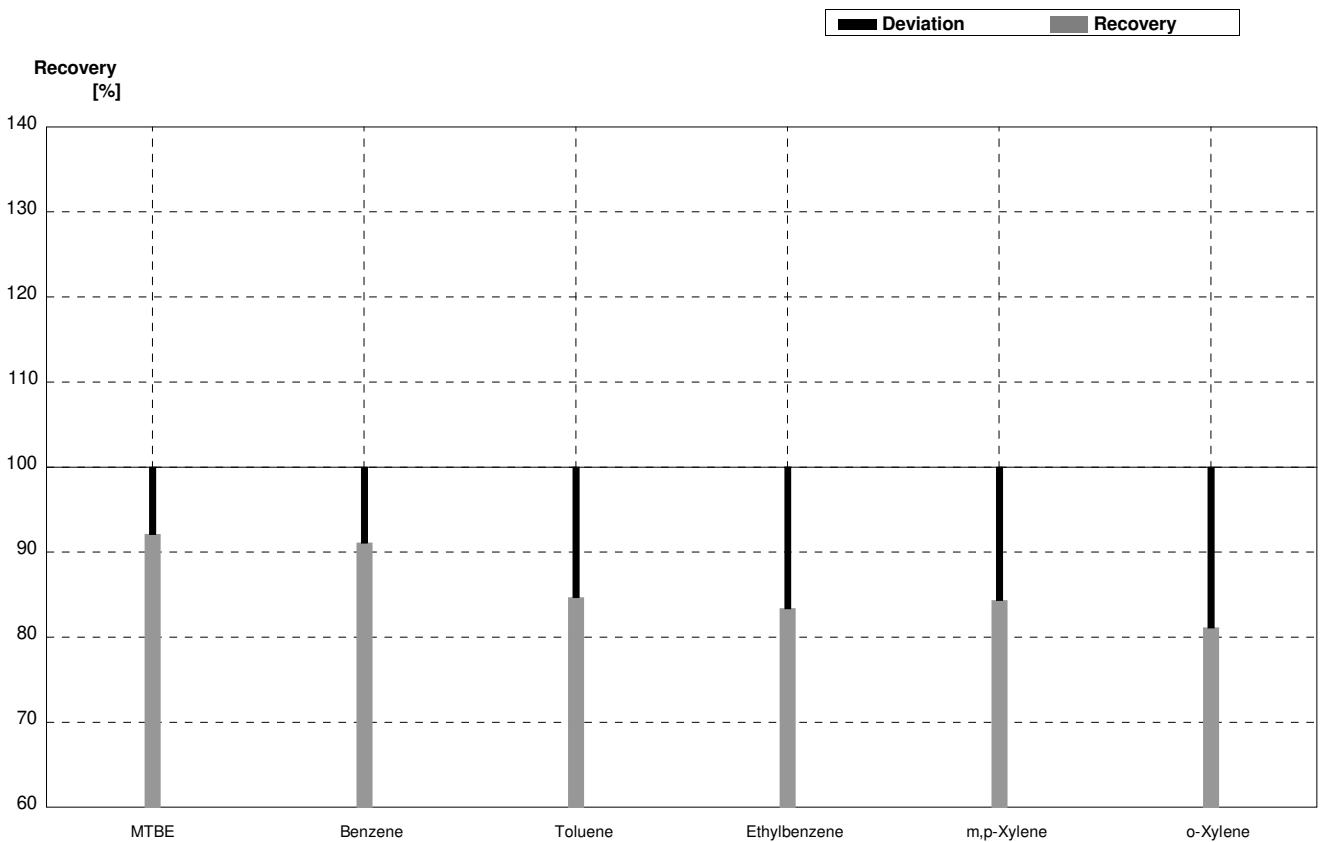
Parameter	Target value	± U (k=2)	Result	±	Unit	Recovery
MTBE	0,61	0,05	0,579	0,127	µg/L	95%
Benzene	3,75	0,19	3,197	0,703	µg/L	85%
Toluene	1,76	0,10	1,552	0,357	µg/L	88%
Ethylbenzene	3,03	0,16	2,563	0,333	µg/L	85%
m,p-Xylene	1,41	0,08	1,291	0,207	µg/L	92%
o-Xylene	1,22	0,07	0,986	0,128	µg/L	81%





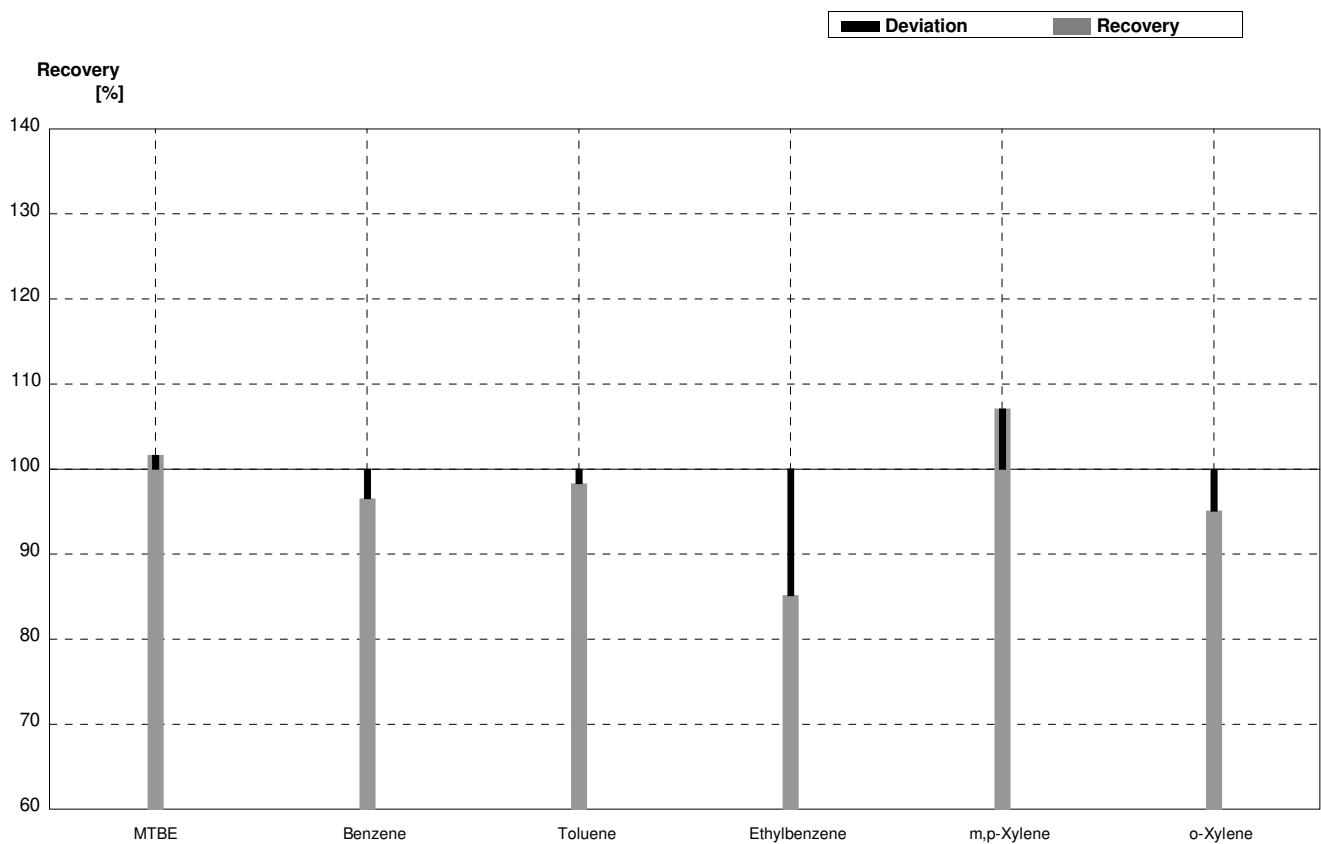
**Sample B-CB10B**  
**Laboratory AR**

Parameter	Target value	± U (k=2)	Result	±	Unit	Recovery
MTBE	1,90	0,10	1,750	0,385	µg/L	92%
Benzene	0,82	0,05	0,747	0,164	µg/L	91%
Toluene	6,1	0,3	5,166	1,188	µg/L	85%
Ethylbenzene	0,74	0,05	0,617	0,080	µg/L	83%
m,p-Xylene	5,9	0,3	4,976	0,796	µg/L	84%
o-Xylene	4,36	0,22	3,537	0,460	µg/L	81%



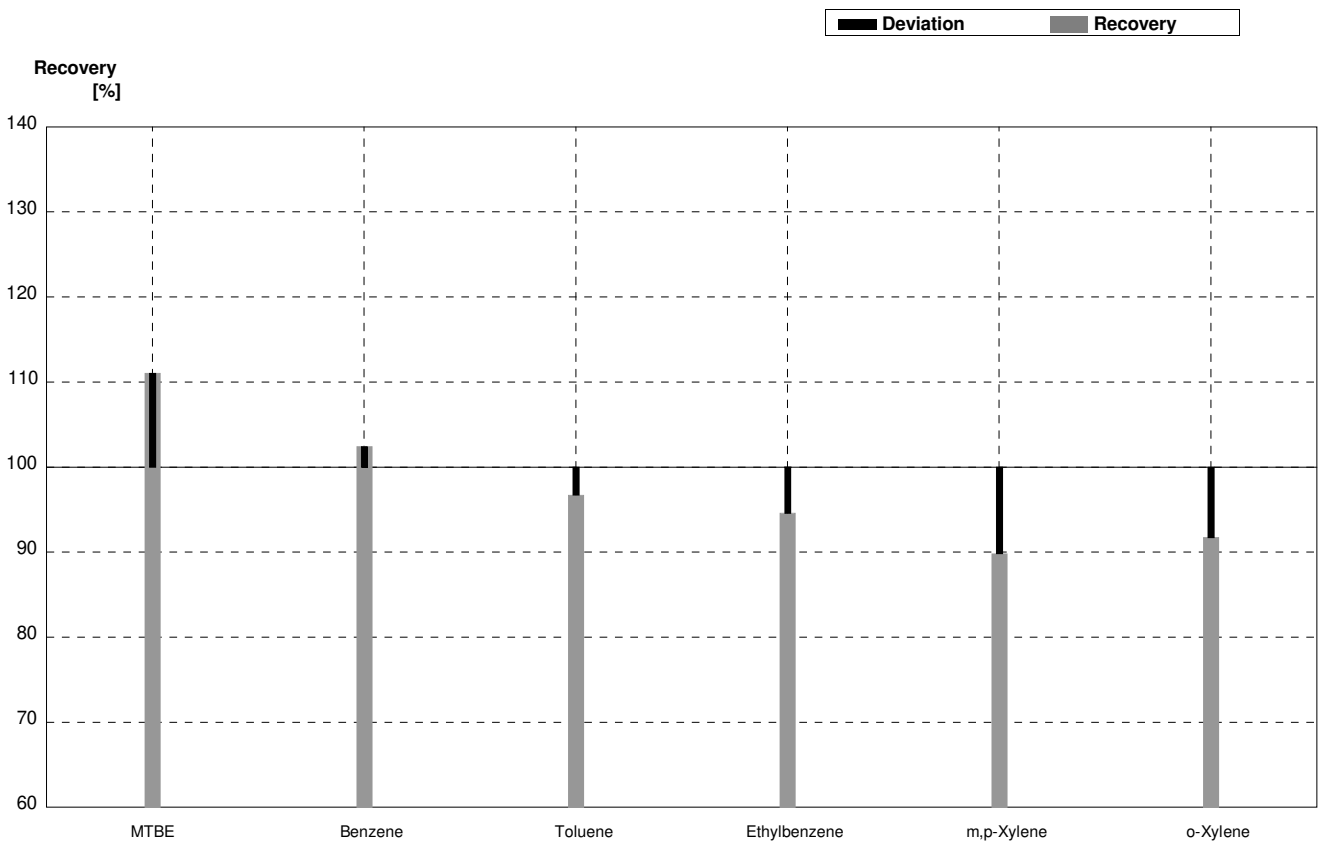
**Sample B-CB10A**  
**Laboratory AS**

Parameter	Target value	± U (k=2)	Result	±	Unit	Recovery
MTBE	0,61	0,05	0,62	0,27	µg/L	102%
Benzene	3,75	0,19	3,62	0,91	µg/L	97%
Toluene	1,76	0,10	1,73	0,76	µg/L	98%
Ethylbenzene	3,03	0,16	2,58	1,14	µg/L	85%
m,p-Xylene	1,41	0,08	1,51	0,66	µg/L	107%
o-Xylene	1,22	0,07	1,16	0,51	µg/L	95%



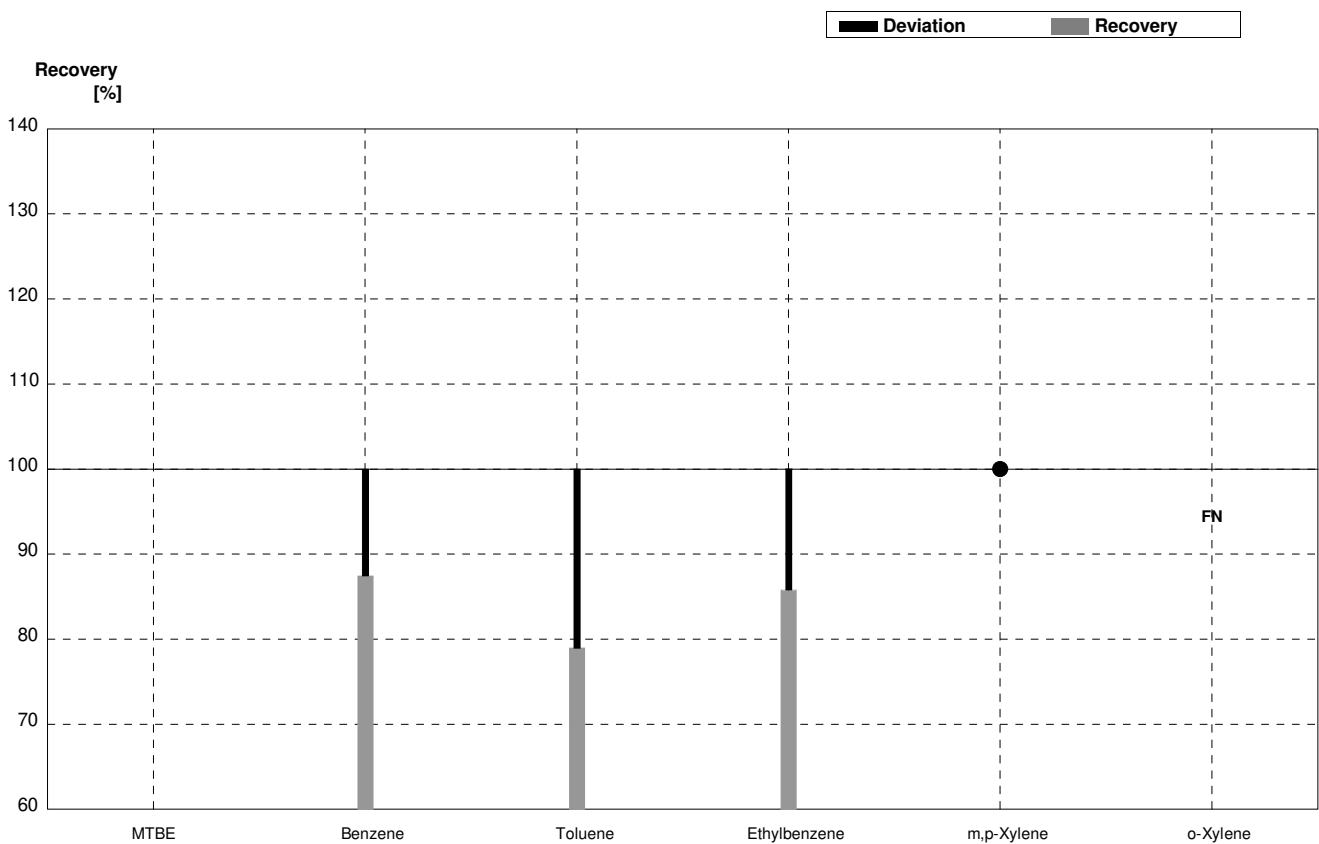
**Sample B-CB10B**  
**Laboratory AS**

Parameter	Target value	± U (k=2)	Result	±	Unit	Recovery
MTBE	1,90	0,10	2,11	0,93	µg/L	111%
Benzene	0,82	0,05	0,84	0,21	µg/L	102%
Toluene	6,1	0,3	5,9	2,6	µg/L	97%
Ethylbenzene	0,74	0,05	0,70	0,31	µg/L	95%
m,p-Xylene	5,9	0,3	5,3	2,3	µg/L	90%
o-Xylene	4,36	0,22	4,00	1,76	µg/L	92%



**Sample B-CB10A**  
**Laboratory AT**

Parameter	Target value	± U (k=2)	Result	±	Unit	Recovery
MTBE	0,61	0,05			µg/L	
Benzene	3,75	0,19	3,28	0,56	µg/L	87%
Toluene	1,76	0,10	1,39	0,66	µg/L	79%
Ethylbenzene	3,03	0,16	2,60	0,56	µg/L	86%
m,p-Xylene	1,41	0,08	<2,00		µg/L	•
o-Xylene	1,22	0,07	<1,00		µg/L	FN



**Sample B-CB10B**  
**Laboratory AT**

Parameter	Target value	± U (k=2)	Result	±	Unit	Recovery
MTBE	1,90	0,10			µg/L	
Benzene	0,82	0,05	<1,00		µg/L	•
Toluene	6,1	0,3	4,25	1,16	µg/L	70%
Ethylbenzene	0,74	0,05	<1,00		µg/L	•
m,p-Xylene	5,9	0,3	4,15	1,75	µg/L	70%
o-Xylene	4,36	0,22	3,40	0,69	µg/L	78%

