



# **IFA-Proficiency Testing Scheme zur Wasseranalytik / for Water Analysis**

**Endbericht / Final Report**  
Eignungsprüfungsrunde / Proficiency testing round  
**M179**

**Metalle / Metals**

Probenversand / Sample dispatch: 10.11.2025

Durchführung gemäß Verfahren / In accordance with the procedure: AVKPS.02 idgF



**Anschrift / Address:** **Universität für Bodenkultur Wien**  
Department für Agrarwissenschaften  
Institut für Bioanalytik und Agro-Metabolomics

**BOKU UNIVERSITY**  
Department of Agricultural Sciences  
Institute of Bioanalytics and Agro-Metabolomics  
Leiter / Head: Prof. DI Dr. Rudolf Krska  
Konrad-Lorenz-Str. 20  
3430 Tulln  
Österreich / Austria

**Website:** [www.imatest.at](http://www.imatest.at) / [www.imatest.eu](http://www.imatest.eu)  
[www.ifa-tulln.boku.ac.at](http://www.ifa-tulln.boku.ac.at)

**Tel:** +43(0) 1 47654 – Dw / Ext

**IFA-Proficiency Testing Scheme:**

Koordination und technische Leitung / Coordinator and technical management:

Ing. Dr. Stephan Freitag Dw / Ext 97312 [stephan.freitag@boku.ac.at](mailto:stephan.freitag@boku.ac.at)

Verantwortlich für die Durchführung / Responsible for the implementation:


Ing. Uta Kachelmeier Dw / Ext 97306 [uta.kachelmeier@boku.ac.at](mailto:uta.kachelmeier@boku.ac.at)

Unter Mitarbeit von / With the collaboration of:

Ing. Caroline Stadlmann, Dipl.-HTL-Ing. Manuela Führer, Ing. Dr. Stephan Freitag, Dr. Wolfgang Kandler, Ing. Marco Reiter

Verantwortlich für die Freigabe des Berichts / Responsible for authorizing the report

Gesamtverantwortliche Leitung / Overall responsible management:

|                                       |  |
|---------------------------------------|--|
| Approved by: Ing. Dr. Stephan Freitag |  |
| Round M179:                           | Date / Signature: 16.12.2025 /  |

## Allgemeine Informationen

Diese Zusammenfassung beschreibt die 179. Runde der regelmäßigen Eignungsprüfungen zur Parametergruppe „Metalle“. Die Prüfgegenstände M179A und M179B wurden am 10. November 2025 an 41 Teilnehmer versendet. Jedes Labor erhielt zwei Prüfgegenstände zu je 250 ml, abgefüllt in LDPE-Flaschen.

Einsendeschluss für die Ergebnisse war am 5. Dezember 2025. Von 40 Teilnehmern wurden Ergebnisse übermittelt.

Zur Anonymisierung wurde jedem Labor per Zufallsgenerator ein Buchstabencode zugeteilt.

## Zusammensetzung des Prüfgegenstands

Die Prüfgegenstände M179A und M179B enthielten Al, As, Ba, Cd, Cr, Cu, Fe, Mn, Mo, Ni, Pb, Sb, Se, Sn, Sr, U und Zn in einer den natürlichen Bedingungen angepassten Matrix, welche durch Zugabe von hochreinen Salzen ( $\text{CaCO}_3$ ,  $\text{Mg}(\text{NO}_3)_2$ , NaCl und KCl),  $\text{H}_2\text{SO}_4$  und HCl eingestellt wurde: 45,5 mg/l Ca, 19,6 mg/l Mg, 9,0 mg/l Na, 1,18 mg/l K, 19,1 mg/l  $\text{SO}_4^{2-}$  und ca. 50,5 mg/l Cl<sup>-</sup>. Die Prüfgegenstände wurden mit hochreiner  $\text{HNO}_3$  (0,5 % v/v) bei  $\text{pH} < 2$  stabilisiert.

## Homogenitäts-, Richtigkeits- und Stabilitätsuntersuchung

Die Prüfgegenstände wurden vor dem Versand am IFA auf Homogenität und Richtigkeit untersucht. Die Ergebnisse der Kontrollanalytik finden sich auf den Rohdatenblättern sowie auf den Auswertungen zu jedem Parameter.

Zur Überprüfung der Stabilität wurden vier Wochen nach dem Versand in zwei Flaschen der Prüfgegenstände M179A und M179B alle Parameter nochmals bestimmt. Die Ergebnisse dieser Messungen sind in den Rohdaten-Tabellen und im parameterorientierten Teil dieser Auswertung aufgelistet.

Nach unseren Erfahrungen bleiben die Konzentrationen von allen Parametern bei Lagerung bei 4-6 °C im Dunkeln bis 18 Monate stabil.

## Zugewiesene Werte

Die zugewiesenen Werte ergaben sich, mit Ausnahme von Sb in M179A und Pb in M179A und M179B, aus den Wägewerten der zur Herstellung der Prüfgegenstände verwendeten Standards. Sb (M179A) und Pb (M179A, M179B) wurden über den Konsenswert ausgewertet. Die Werte lagen bei Al, As, Cd, Cr, Fe, Cu, Mn, Ni, Pb, Se und Zn in mindestens einem Prüfgegenstand über den Mindestbestimmungsgrenzen der österreichischen Gewässerzustandsüberwachungsverordnung (GZÜV - BGBl. II. 479/2006).

Die Unsicherheiten der zugewiesenen Werte (erweiterte Unsicherheiten,  $k = 2$ ,  $\alpha = 0,05$ ) wurden nach den Vorgaben des EURACHEM / CITAC Guides „Quantifying Uncertainty in Analytical Measurement, 3<sup>rd</sup> Edition (2012)“ ermittelt. (Ausnahme: Sb (M179A und Pb M179A, M179B)

## Auswertung

Mit den bei uns eingegangenen Messwerten wurde ein Ausreißertest nach Hampel durchgeführt. Die von diesem Test als auffällig eingestufteten Werte sind in den Tabellen der parameterorientierten Auswertung mit einem Stern gekennzeichnet.

Die aus den ausreißerbereinigten Daten berechneten, auf die zugewiesenen Werte bezogenen mittleren Wiederfindungen lagen zwischen 85,5 % (Sb in M179A) und 106,6 % (Se in M179A). Die aus den ausreißerbereinigten Daten berechneten Standardabweichungen bewegten sich im Bereich von 3,1 % (U in M179A und Sr in M179B) bis 17,6 % (Se in M179A).

Zu den Mittelwerten und mittleren Wiederfindungen wurden auch die Vertrauensbereiche ( $P = 99\%$ ) angegeben. Diese Vertrauensbereiche der Labormittelwerte enthielten in allen Fällen mit Ausnahme von Sb in M179A ( $85,5\% \pm 3,2\%$ ), Sn in M179A ( $94,0\% \pm 4,0\%$ ), Blei in M179 A ( $94,2\% \pm 3,1\%$ ) und M179B ( $96,0\% \pm 2,4\%$ ), Cu in M179B ( $96,0\% \pm 2,9\%$ ) sowie Ni in M179B ( $96,0\% \pm 2,2\%$ ) die entsprechenden zugewiesenen Werte mit ihren Unsicherheiten.

Die Standardunsicherheiten aller zugewiesenen Werte wurden nach dem Kriterium  $u(x_{pp}) < 0,3\sigma_{pp}$  oder  $u(x_{pp}) < 0,1\delta E$  (DIN ISO 13528, Punkt 9.2) überprüft und entsprach in allen Fällen bis auf Zink im Prüfgegenstand M179A der Vorgabe. Bei Zn sowie auch für Sb, Pb und Sn in M179A und Pb, Cu und Ni in M179B wurde deshalb zusätzlich der Vergleich der absoluten Differenz zwischen zugewiesenem Wert ( $x_{pt}$ ) und Labormittelwert ( $\bar{X}$ ) unter Berücksichtigung der Messunsicherheiten  $u(x_{pt})$  und  $u(\bar{X})$  durchgeführt:

$$|x_{pt} - \bar{X}| < 2 * \sqrt{u(x_{pt})^2 + u(\bar{X})^2} \quad (\text{DIN ISO 13528, Punkt 7 und E7})$$

Zn (M179A) und Cu (M179B) entsprachen der Vorgabe. Daher wurde für diese Parameter die berechneten zugewiesenen Werte mit den zugehörigen Standardunsicherheiten übernommen.

Bei Ni (M179B) und Sn (M179A) ergaben die ausreißerbereinigten Ergebnisse bei Auswertung über die metrologisch rückführbaren zugewiesenen Werte keine z-Scores > 3; eine Änderung der Auswertung war daher nicht erforderlich.

Sb (M179A) und Pb (M179A, M179B) entsprachen nicht und wurden über den Konsenswert ausgewertet.

### **z-Score-Auswertung**

Ein z-Score ist die auf eine Standardabweichung bezogene Abweichung eines Messwertes vom zugewiesenen Wert. Er wird mittels folgender Formel berechnet:

$$z = \frac{x_i - X}{\sigma_{pt}}$$

|               |  |
|---------------|--|
| <b>z</b>      | z-Score  |
| $x_i$         | Messwert eines Labors  |
| $X$           | zugewiesener Wert oder ausreißerbereinigter Mittelwert („Konsenswert“) |
| $\sigma_{pt}$ | Standardabweichung für die Eignungsbewertung                           |

Es handelt sich also um das Verhältnis der Abweichung des Messwertes eines Labors vom zugewiesenen Wert zu einer vorgegebenen Standardabweichung.

Die Standardabweichungen für die Eignungsbewertung wurden aus den Ergebnissen der im Zeitraum 2014 - 2024 vom IFA-Tulln veranstalteten Eignungsprüfungen berechnet.

Diese Vorgehensweise wurde deshalb gewählt, weil, unserer Erfahrung nach, die Standardabweichungen der ausreißerbereinigten Messwerte zwischen den einzelnen Eignungsprüfungen variieren. Die Ermittlung der Standardabweichung über die Eignungsprüfungsrunden aus mehreren Jahren bietet jedoch eine gut abgesicherte Basis auf einer breiten Datengrundlage und ist somit meistens besser geeignet, als das bei der direkt aus der Eignungsprüfung berechneten Standardabweichung der Fall wäre. (siehe EN ISO/IEC 17043:2023, B.4.1.3)

Der Vorteil, der sich für alle Teilnehmer daraus ergibt, ist, dass dadurch bei unseren Eignungsprüfungen schon vor der Teilnahme vorhersehbar ist, welche z-Scores man mit den eigenen, aus Routineverfahren bekannten, Messabweichungen erwarten kann.

### Rechenbeispiel:

Ein Labor bestimmte für den Parameter Aluminium einen Messwert von 73,7 µg/l (Wiederfindung von 101,94 %). Der zugewiesene Wert für Aluminium lag bei 72,3 µg/l (100 %).

In der nachfolgenden Tabelle (und in der Tabelle des Jahresprogrammes [www.ifatest.at](http://www.ifatest.at)) ist die relative Standardabweichung für die Eignungsbewertung beim Parameter Aluminium mit 7,5 % angegeben. Bezogen auf den zugewiesenen Wert 72,3 µg/l Al entsprechen 7,5 % 5,4 µg/l.

$$z = \frac{x_i - X}{\sigma_{pt}} = \frac{73,7 \mu\text{g/l} - 72,3 \mu\text{g/l}}{5,4 \mu\text{g/l}} \approx 0,26 \quad \text{oder} \quad \frac{101,94 \% - 100 \%}{7,5 \%} \approx 0,26$$

|               |           |   |
|---------------|-----------|---|
| <b>z</b>      | z-Score   |   |
| $x_i$         | 73,7 µg/l | entsprechen 101,94 % (Messwert des Labors)  |
| $X$           | 72,3 µg/l | entsprechen 100 % (zugewiesener Wert)   |
| $\sigma_{pt}$ | 5,4 µg/l  | entsprechen 7,5 % (Standardabweichung für die Eignungsbewertung, siehe Tabelle unten) |

Abweichungen in den Nachkommastellen können sich bei Nachberechnung dadurch ergeben, dass im Bericht bei den Wiederfindungen zwecks Übersichtlichkeit gerundete Werte angegeben sind.

Die folgende Tabelle enthält die Standardabweichung für die Eignungsbewertung bezogen auf den zugewiesenen Wert mit ihren Anwendungsbereichen. Die Berechnung von z-Scores erfolgt nur dann, wenn der zugehörige zugewiesene Wert über der in der Tabelle angegebenen Konzentration liegt.

| Parameter | Standardabweichung für die Eignungsbewertung bezogen auf den zugewiesenen Wert | untere Grenze |
|-----------|--|---------------|
| Aluminium | 7,5 %  | 7,5 µg/l      |
| Antimon   | 8,2 %  | 0,15 µg/l     |
| Arsen     | 6,6 %  | 0,5 µg/l      |
| Barium    | 4,3 %  | 12 µg/l       |
| Blei      | 6,5 %  | 0,3 µg/l      |
| Cadmium   | 5,0 %  | 0,1 µg/l      |
| Chrom     | 5,9 %  | 0,5 µg/l      |
| Eisen     | 6,4 %  | 10 µg/l       |
| Kupfer    | 7,3 %  | 1,0 µg/l      |
| Mangan    | 5,1 %  | 2,0 µg/l      |
| Molybdän  | 6,1 %  | 0,4 µg/l      |
| Nickel    | 6,4 %  | 0,75 µg/l     |
| Selen     | 8,5 %  | 0,45 µg/l     |
| Strontium | 4,2 %  | 41 µg/l       |
| Uran      | 5,4 %  | 0,35 µg/l     |
| Zink      | 6,5 %  | 3 µg/l        |
| Zinn      | 7,1 %  | 0,5 µg/l      |

Zur Interpretation von z-Scores wird meist folgende Klassifikation vorgeschlagen:

| z-Score       | Klassifikation          |
|---------------|-------------------------|
| $\leq 2$      | zufriedenstellend       |
| $2 <  z  < 3$ | fraglich                |
| $\geq 3$      | nicht zufriedenstellend |

Die z-Scores sind in der parameterorientierten Auswertung in den Tabellen neben den Wiederfindungen angegeben. Jedes Labor erhält zusätzlich zu dieser Auswertung ein Blatt, auf dem die erzielten z-Scores zusammengefasst und grafisch dargestellt sind. Die Standardabweichungen für die Eignungsbewertung sind dort in Konzentrationseinheiten angegeben.

Eine Übersichtstabelle aller z-Scores ist im Anschluss an die Rohdatentabellen im parameterorientierten Teil zu finden.

### Zur Darstellung der Ergebnisse in der Auswertung:

Eine Legende zur Darstellung der Ergebnisse finden Sie auf der nächsten Seite. In den Tabellen der Auswertung sind jeweils zugewiesener Wert, Messwert, Unsicherheit und die Wiederfindung dargestellt. In der parameterorientierten Auswertung befindet sich der Sollwert direkt unter der Parameterbezeichnung. Die Unsicherheit des Sollwertes ist immer als erweiterte Unsicherheit ( $k = 2$ ;  $\alpha = 0,05$ ) angegeben. Sie wurde nach den Vorgaben des EURACHEM / CITAC Guides „Quantifying Uncertainty in Analytical Measurement, 3<sup>rd</sup> Edition (2012)“ ermittelt. Die grafische Darstellung der Ergebnisse enthält die Unsicherheit des zugewiesenen Wertes als grau unterlegtes Band.

In der Spalte „A“ bei der parameterorientierten Auswertung wurden die Messwerte, die nach dem Test nach Hampel als Ausreißer gewertet wurden, mit einem Stern (\*) gekennzeichnet. Die Grafik der Messwerte wurde für alle Parameter auf  $100 \% \pm 45 \%$  des zugewiesenen Wertes skaliert. Die kleine Tabelle unten links enthält statistische Parameter, darunter den 99 % - Vertrauensbereich der Labormittelwerte vor und nach Ausreißereliminierung.

Ergebnisse, für die keine Wiederfindung bzw. Abweichung vom zugewiesenen Wert berechnet werden kann (d.h. „Kleiner als“ Ergebnisse oder Zahlenwerte bei nicht zugegebenen Substanzen) werden in den Tabellen und Grafiken entweder als **FN** (falsch negativ), **FP** (falsch positiv) oder als • - Symbol dargestellt.

- Als falsch negativ gelten „< Ergebnisse“ mit einem Betrag des Zahlenwertes unterhalb des zugewiesenen Wertes bzw. Messwert „0“ bei zugegebenen Substanzen.
- Falsch positive Ergebnisse sind für Substanzen möglich, die über „< zugewiesener Wert“ ausgewertet wurden. Mit FP werden alle Messwerte gekennzeichnet, die mit ihren Unsicherheiten das Kriterium „< zugewiesener Wert“ nicht einschließen (tangieren).
- Mit einem • - Symbol werden alle weiteren Ergebnisse illustriert, für die keine Wiederfindung berechnet werden kann

### Prüfmethoden

Den Teilnehmenden stand die Wahl der Analysenmethode frei. Die Parameter sollten mit den im jeweiligen Teilnehmerlabor eingesetzten Routineverfahren bestimmt werden. Eine Übersicht der angewendeten Methoden befindet sich am Ende des Berichts.

„< Werte“ bzw. „> Werte“ sowie stark abweichende Messwerte, welche zu einer unübersichtlichen Skalierung führen würden, sind in den Graphiken nicht berücksichtigt.

Tulln, 16. Dezember 2025

**Probe M106A**

**Parameter Kupfer**

\*Sollwert ± U (k=2) 4,79 µg/l ± 0,13 µg/l  
 IFA-Kontrolle ± U (k=2) 4,79 µg/l ± 0,38 µg/l  
 IFA-Stabilität ± U (k=2) 4,69 µg/l ± 0,38 µg/l

\*Sollwert = "zugewiesener Wert"  
**Sollwert ± Unsicherheit aus Einwaage**  
**Kontrollmessung IFA vor Versand**  
**Messung IFA 3 Wochen nach Versand**

| Labor-Kennung | Messwert | ±      | Einheit | Wiederfindung | z-Score |
|---------------|----------|--------|---------|---------------|---------|
| A             | 5,16     | 0,4128 | µg/l    | 108%          | 0,90    |
| B             | 4,22     | 0,42   | µg/l    | 88%           | -1,38   |
| C             | 4,45     | 0,13   | µg/l    | 93%           | -0,83   |
| D             |          |        | µg/l    |               |         |
| E             |          |        | µg/l    |               |         |
| F             | 4,10     | 0,08   | µg/l    | 86%           | -1,68   |
| G             |          |        | µg/l    |               |         |
| H             |          |        | µg/l    |               |         |
| I             | 4,75     | 0,74   | µg/l    | 99%           | -0,10   |
| J             | <5       |        | µg/l    | *             |         |
| K             | 4,76     |        | µg/l    | 99%           | -0,07   |
| L             | <10      |        | µg/l    | *             |         |
| M             | 4,8      | 0,5    | µg/l    | 100%          | 0,02    |
| N             | 3,7      | 0,4    | µg/l    | 77%           | -2,65   |
| O             | 4,47     | 0,447  | µg/l    | 93%           | -0,78   |
| P             | 6,0      |        | µg/l    | 125%          | 2,94    |
| Q             | 4,17     | 0,2    | µg/l    | 87%           | -1,51   |
| R             | 4,6      | 0,8    | µg/l    | 96%           | -0,46   |
| S             | 4,44     | 0,67   | µg/l    | 93%           | -0,85   |
| T             |          |        | µg/l    |               |         |
| U             | 4,675    | 0,935  | µg/l    | 95%           | -0,28   |
| V             | 5,0      | 0,50   | µg/l    | 104%          | 0,51    |
| W             | 3,54     | 0,3    | µg/l    | 74%           | -3,03   |
| X             | 7,108    | 0,749  | µg/l    | 148%          | 5,63    |
| Y             | <10      |        | µg/l    | *             |         |
| Z             |          |        | µg/l    |               |         |
| AA            | <3,0     |        | µg/l    | FN            |         |
| AB            | 3,775    | 0,107  | µg/l    | 79%           | -2,46   |
| AC            | <10,0    |        | µg/l    | *             |         |

Wiederfindung des zugewiesenen Wertes in Prozent

z-Score des Labors

Ein Stern markiert einen Ausreißer nach dem Hampel-Test

Ergebnisunsicherheit laut Teilnehmer

|                   | alle Ergebnisse | ohne Ausreißer | Einheit |
|-------------------|-----------------|----------------|---------|
| MW ± VB(99%)      | 4,65 ± 0,57     | 4,51 ± 0,42    | µg/l    |
| WF ± VB(99%)      | 97,1 ± 12,0     | 94,1 ± 8,8     | %       |
| Standardabw.      | 0,84            | 0,59           | µg/l    |
| rel. Standardabw. | 18,1            | 13,2           | %       |
| n für Berechnung  | 18              | 17             |         |

Standardabweichung zwischen den Labors

Mittelwert der Messwerte und Wiederfindung des zugewiesenen Wertes mit zugehörigen Vertrauensbereichen (p=99%)

Anzahl der Messungen zur Berechnung der statistischen Kenngrößen

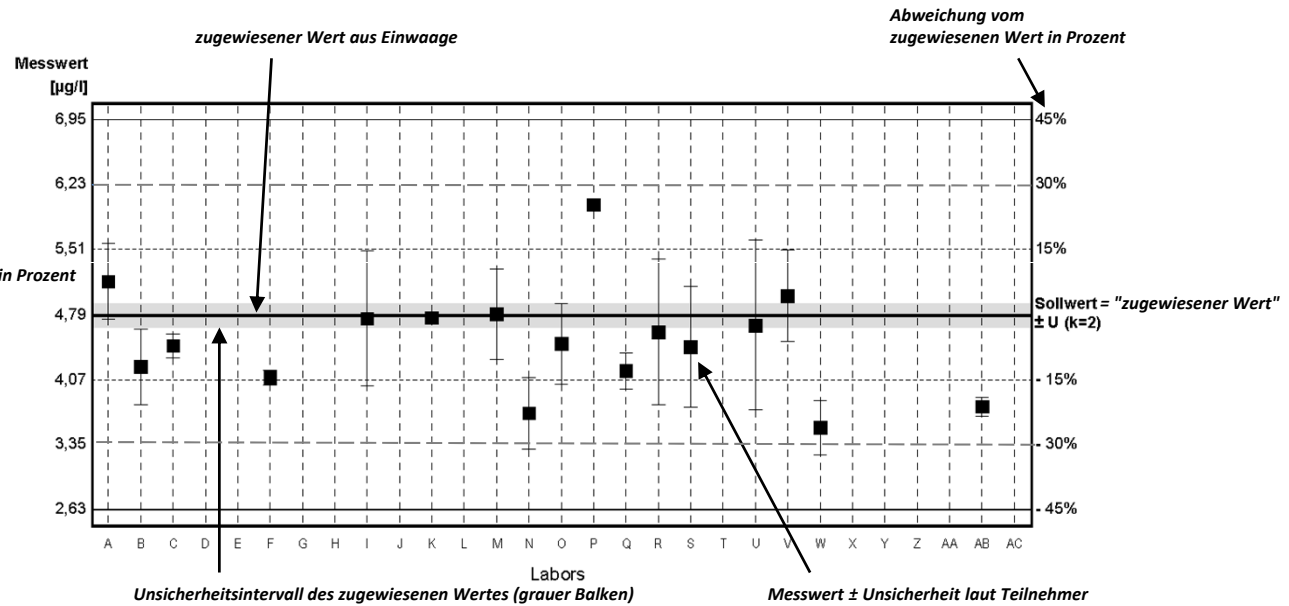
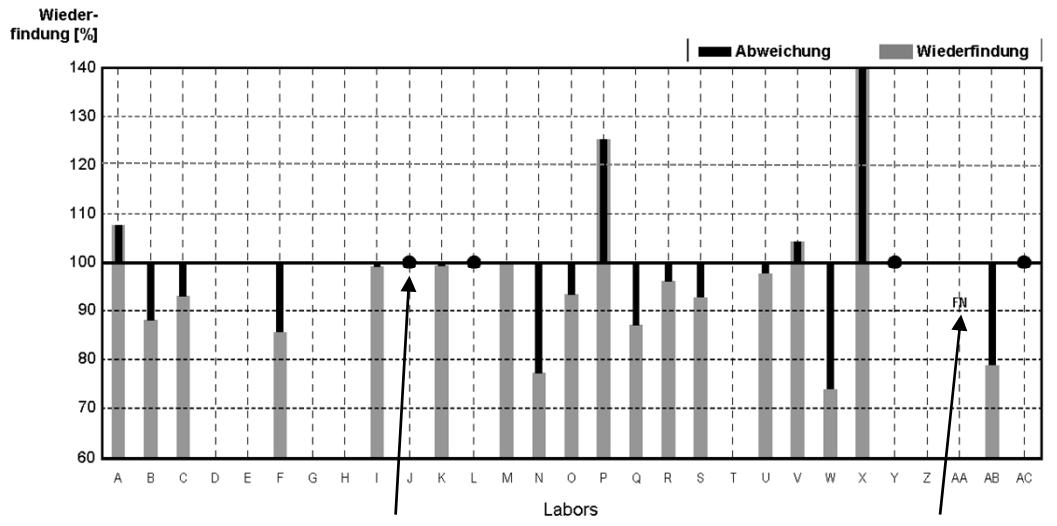


Diagramm 1: Messwerte mit zugehörigen Unsicherheitsintervallen



Ergebnis abgegeben, Berechnung der Wiederfindung oder Zuordnung FN, FP nicht möglich

Falsch negativ „< Ergebnis“ kleiner als der theoretische Sollwert

Diagramm 2: Wiederfindung und Abweichung vom zugewiesenen Wert

**LEGENDE**

## Information

This report summarises the results of the round M179 (metals) within the IFA-Proficiency Testing Scheme for Water Analysis. The proficiency testing items M179A and M179B were distributed to 41 participants on Monday, 10 November 2025. Each participant received two proficiency testing items of 250 mL filled into LDPE bottles.

Closing date for reporting results to the IFA-Tulln was Friday, 5 December 2025. 40 participants submitted results. To make the participants anonymous, each laboratory obtained a letter code by random.

### Proficiency testing items

The proficiency testing items consisted of artificial ground water spiked with pure standards. For the preparation, ultrapure water was spiked with concentrated solutions of salts to simulate the ionic composition of natural Austrian ground water. The ultrapure salts  $\text{CaCO}_3$ ,  $\text{Mg}(\text{NO}_3)_2$ ,  $\text{NaCl}$ ,  $\text{KCl}$  were used and the ultrapure acids  $\text{H}_2\text{SO}_4$  and  $\text{HCl}$  were added. By this, the matrix of the proficiency testing items consisted of about 45.5 mg/L Ca, 19.6 mg/L Mg, 9.0 mg/L Na, 1.18 mg/L K, 19.1 mg/L  $\text{SO}_4^{2-}$  and approx. 50.5 mg/L  $\text{Cl}^-$ . Ultrapure  $\text{HNO}_3$  (0.5 % v/v) was added to stabilise the proficiency testing item at a pH below 2, which meets the standard sampling procedure in the Austrian monitoring program.

Traces of Al, As, Ba, Cd, Cr, Cu, Fe, Mn, Mo, Ni, Pb, Sb, Se, Sn, Sr, U and Zn were added, using certified standards. For most of the compounds added to the proficiency testing items, the assigned concentrations were higher than the minimum quantifiable values of the Austrian ground and river water monitoring program. The calculation of the assigned concentrations of the compounds was based on the mass of standards added to the proficiency testing items, except Sb and Pb in M179A and Pb in M179B, which were evaluated using the consensus value.

### Homogeneity, accuracy and stability tests

Some proficiency testing items of the round M179 were analysed for all investigated parameters prior to shipment to the participants. The results are listed in the results tables and the parameter oriented part of the report ("IFA result").

To verify stability, all parameters were determined in several samples four weeks after shipment. Their results are listed in the result tables ("Stability test") and the parameter oriented part of the report ("IFA result").

According to our experience, the concentrations of all parameters in the proficiency testing items remain stable up to 18 months when stored at 4-6 °C in the dark.

## Results

Data evaluation was based on assigned concentrations that were calculated from the weights of the standards used to produce the proficiency testing items. Their uncertainty intervals correspond to the expanded uncertainty (coverage factor  $k = 2$ ) as described in the EURACHEM/CITAC Guide "Quantifying Uncertainty in Analytical Measurement, 3<sup>rd</sup> Edition (2012)". (Exception: Sb (M179A) and Pb in M179A, M179B).

Recoveries for individual laboratory results and overall mean values are related to the assigned concentrations. The results were tested for outliers by application of the Hampel outlier test (level of significance 99 %).

The recoveries of the assigned concentrations, calculated from outlier-corrected data mean values ranged between 85.5 % (Sb in M179A) and 106.6 % (Se in M179A).

The between laboratory CVs covered the ranged between 3.1 % (U in M179A and Sr in M179B) and 17.6 % (Se in M179A).

All confidence intervals of the outlier-corrected laboratory mean values except those for Sb in M179A (85.5% ± 3.2%), Sn in M179A (94.0% ± 4.0%), Pb in M179 A (94.2 % ± 3.1 %) and M179B (96.0 % ± 2.4 %), Cu in M179B (96.0 % ± 2.9 %) and Ni in M179B (96.0 % ± 2.2 %) include the corresponding assigned values with their uncertainties. For all other parameters, no difference could be detected between assigned concentrations and outlier corrected laboratory mean values statistically.

The standard uncertainties of all assigned values were checked according to the criterion

$$u(x_{pp}) < 0,3\sigma_{pp} \text{ or } u(x_{pp}) < 0,1\delta E, \text{ (DIN ISO 13528, Section 9.2)}$$

and met the requirement in all cases except for Zinc in M179A.

For Zn (M179A) and additionally for Sb, Pb, Sn in M179A and Pb, Cu, Ni in M179B, the comparison of the absolute difference between the assigned value ( $x_{pt}$ ) and the laboratory mean value ( $\bar{X}$ ), considering the measurement uncertainties  $u(x_{pt})$  and  $u(\bar{X})$ , was additionally carried out.

$$|x_{pt} - \bar{X}| < 2 * \sqrt{u(x_{pt})^2 + u(\bar{X})^2} \quad \text{(DIN ISO 13528, Section 7 and E7)}$$

Zn (M179A) and Cu (M179B) complied with the specification. Therefore, the calculated assigned values with the associated standard uncertainties were adopted for these parameters.

For Ni (M179B) and Sn (M179A), the outlier-cleaned results, when evaluated against the metrologically traceable assigned values, yielded no z-scores > 3; therefore, no change to the evaluation was required.

Sb (M179A) and Pb (M179A, M179B) did not meet the criterion and were evaluated using the consensus value.

### **z-scores**

The most common approach to calculate a z-score is given by

$$z = \frac{x_i - X}{\sigma_{pt}}$$

|               |  |
|---------------|--|
| <b>z</b>      | z-score  |
| $x_i$         | result of laboratory                             |
| $X$           | assigned value or mean value („consensus value“) |
| $\sigma_{pt}$ | standard deviation for proficiency assessment    |

Thus, the z-score is the ratio of the estimated bias (difference between result and assigned value) and a standard deviation. The z-score criteria were determined from relative standard deviations from all interlaboratory comparisons that have been organised by the IFA-Tulln from 2014 to 2024. They represent average performance data of all former participating laboratories.

This approach was chosen, because standard deviations of the outlier-corrected measurements substantially vary between individual proficiency test rounds. Averaging standard deviations from proficiency testing rounds of several years can provide standard deviations for proficiency assessment on a broad data basis. It is therefore more suitable than a standard deviation taken directly from the interlaboratory comparison (EN ISO/IEC 17043:2023, B.4.1.3). Another advantage of previously determined standard deviations is that the participants can foresee which z-scores can be expected by their routine analysis methods before participation.

### Calculation example:

A laboratory found 73.7 µg/L for the parameter Aluminium (recovery of 101.94 %). The assigned value for Aluminium was 72.3 µg/L (100 %). The relative standard deviation for proficiency assessment is given in the table below (as well as in the annual program [www.ifatest.eu](http://www.ifatest.eu)) by 7.5 %, which is 5.4 µg/L Al, when based on the assigned value.

$$z = \frac{x_i - X}{\sigma_{pt}} = \frac{73.7 \mu\text{g/L} - 72.3 \mu\text{g/L}}{5.4 \mu\text{g/L}} \approx 0.26 \quad \text{or} \quad \frac{101.94 \% - 100 \%}{7.5 \%} \approx 0.26$$

|               |           |   |
|---------------|-----------|---|
| $z$           | z-score   |   |
| $x_i$         | 73.7 µg/L | equivalent to 101.94 % (result of the laboratory)                                   |
| $X$           | 72.3 µg/L | equivalent to 100 % (assigned value)  |
| $\sigma_{pt}$ | 5.4 µg/L  | equivalent to 7.5 % (standard deviation for proficiency assessment see table below) |

Minor deviations in the last digits may occur because rounded values are reported for clarity.

The following table lists the standard deviations for proficiency assessment and their limits of applicability.

| Parameter  | standard deviation for proficiency assessment based on the assigned value | Lower limit |
|------------|---|-------------|
| Aluminium  | 7.5 %   | 7.5 µg/L    |
| Antimony   | 8.2 %   | 0.15 µg/L   |
| Arsenic    | 6.6 %   | 0.5 µg/L    |
| Barium     | 4.3 %   | 12 µg/L     |
| Cadmium    | 5.0 %   | 0.1 µg/L    |
| Chromium   | 5.9 %   | 0.5 µg/L    |
| Copper     | 7.3 %   | 1.0 µg/L    |
| Iron       | 6.4 %   | 10 µg/L     |
| Lead       | 6.5 %   | 0.3 µg/L    |
| Manganese  | 5.1 %   | 2.0 µg/L    |
| Molybdenum | 6.1 %   | 0.4 µg/L    |
| Nickel     | 6.4 %   | 0.75 µg/L   |
| Selenium   | 8.5 %   | 0.45 µg/L   |
| Strontium  | 4.2 %   | 41 µg/L     |
| Tin        | 7.1 %   | 0.5 µg/L    |
| Uranium    | 5.4 %   | 0.35 µg/L   |
| Zinc       | 6.5 %   | 3 µg/L      |

Normally, a classification based on z-scores is made this way:

| z-Score | Classification |
|---------|----------------|
| ≤2      | satisfactory   |
| 2< z <3 | questionable   |
| ≥3      | unsatisfactory |

The z-scores are listed in the parameter-oriented evaluation in the tables next to the recoveries. Additionally, each laboratory receives a sheet on which the obtained z-scores are summarized and graphically presented. The standard deviations for proficiency assessment are given in concentration units there.

An overview table of all z-scores can be found after the result tables in the parameter-oriented part.

### Illustration of results

An explanation to the illustration of the results is given on the following page.

The **laboratory oriented part** contains the measurement results and reported uncertainties of each individual laboratory for all parameters together with the achieved recoveries in graphical and tabular form. This part of the report also lists tables with the results originally reported by the laboratories.

In the **parameter oriented part** the reported results and corresponding uncertainties are illustrated together with recoveries of the assigned values and the z-scores for each parameter and all laboratories. This information is presented in graphical and tabular form. Results, which were identified as outliers by the Hampel test are marked with an asterisk (\*) in the column "out". These values were not considered for the calculation of statistical parameters (mean values, standard deviations and confidence intervals). Moreover, the parameter oriented part contains the uncertainties of the assigned values. The uncertainty intervals correspond to the expanded uncertainty (coverage factor  $k = 2$ ) as described in the EURACHEM / CITAC Guide "Quantifying Uncertainty in Analytical Measurement" 3<sup>rd</sup> Edition (2012) ". The uncertainty interval of the reference concentration is illustrated in the graphs as a grey band around the 100 % recovery line.

Results, for which no recoveries could be calculated, are illustrated by one of the following symbols: **FN** (false negative), **FP** (false positive) or • - symbol.

- "FN": a result is considered false negative when the "< result" reported is lower than the corresponding assigned value, or the measured value was given as "0" when the substance was added.
- "FP": False positive results can only be obtained for compounds that were evaluated on the basis of a "< assigned value". A result is termed FP if it does not include (strike) the "< assigned value" with its measurement uncertainty.
- "•": All other results for which no recoveries can be calculated are illustrated by this symbol

### Overview of measurement methods

The participants were free to choose the analytical method. The test methods should be consistent with the methods applied in routine. An overview of the methods used can be found at the end of the report.

"< values" or "> values" as well as significantly different measured values, which would lead to confusing scaling, are not included in the graphics.

Tulln, 16 December 2025

**Sample M106A**  
**Parameter Copper**

\*Target value ± U (k=2) 4,79 µg/l ± 0,13 µg/l  
 IFA result ± U (k=2) 4,79 µg/l ± 0,38 µg/l  
 Stability test ± U (k=2) 4,69 µg/l ± 0,38 µg/l

*\*Target value = "assigned value"*  
*Obtained from sample preparation, U=uncertainty*  
*Determined at IFA prior to shipment of samples*  
*Determined at IFA 3 weeks after sample dispatch*

| Lab Code | Result  | ±      | Unit | Recovery | z-Score |
|----------|---------|--------|------|----------|---------|
| A        | 5.16    | 0.4128 | µg/l | 108%     | 0.90    |
| B        | 4.22    | 0.42   | µg/l | 88%      | -1.38   |
| C        | 4.45    | 0.13   | µg/l | 93%      | -0.83   |
| D        |         |        | µg/l |          |         |
| E        |         |        | µg/l |          |         |
| F        | 4.10    | 0.08   | µg/l | 86%      | -1.68   |
| G        |         |        | µg/l |          |         |
| H        |         |        | µg/l |          |         |
| I        | 4.75    | 0.74   | µg/l | 99%      | -0.10   |
| J        | <5      |        | µg/l | .        | .       |
| K        | 4.76    |        | µg/l | 99%      | -0.07   |
| L        | <10     |        | µg/l | .        | .       |
| M        | 4.8     | 0.5    | µg/l | 100%     | 0.02    |
| N        | 3.7     | 0.4    | µg/l | 77%      | -2.65   |
| O        | 4.47    | 0.447  | µg/l | 93%      | -0.78   |
| P        | 6.0     |        | µg/l | 125%     | 2.94    |
| Q        | 4.17    | 0.2    | µg/l | 87%      | -1.51   |
| R        | 4.6     | 0.8    | µg/l | 96%      | -0.46   |
| S        | 4.44    | 0.67   | µg/l | 93%      | -0.85   |
| T        |         |        | µg/l |          |         |
| U        | 4.675   | 0.935  | µg/l | 98%      | -0.28   |
| V        | 5.0     | 0.50   | µg/l | 104%     | 0.51    |
| W        | 3.54    | 0.3    | µg/l | 74%      | -3.03   |
| X        | 7.108 * | 0.749  | µg/l | 148%     | 5.63    |
| Y        | <10     |        | µg/l | .        | .       |
| Z        |         |        | µg/l |          |         |
| AA       | <3.0    |        | µg/l | FN       |         |
| AB       | 3.775   | 0.107  | µg/l | 79%      | -2.46   |
| AC       | <10.0   |        | µg/l | .        | .       |

Recovery of assigned value in percent

z-Score of the laboratory

An asterik indicates a result detected as outlier by Hampel test

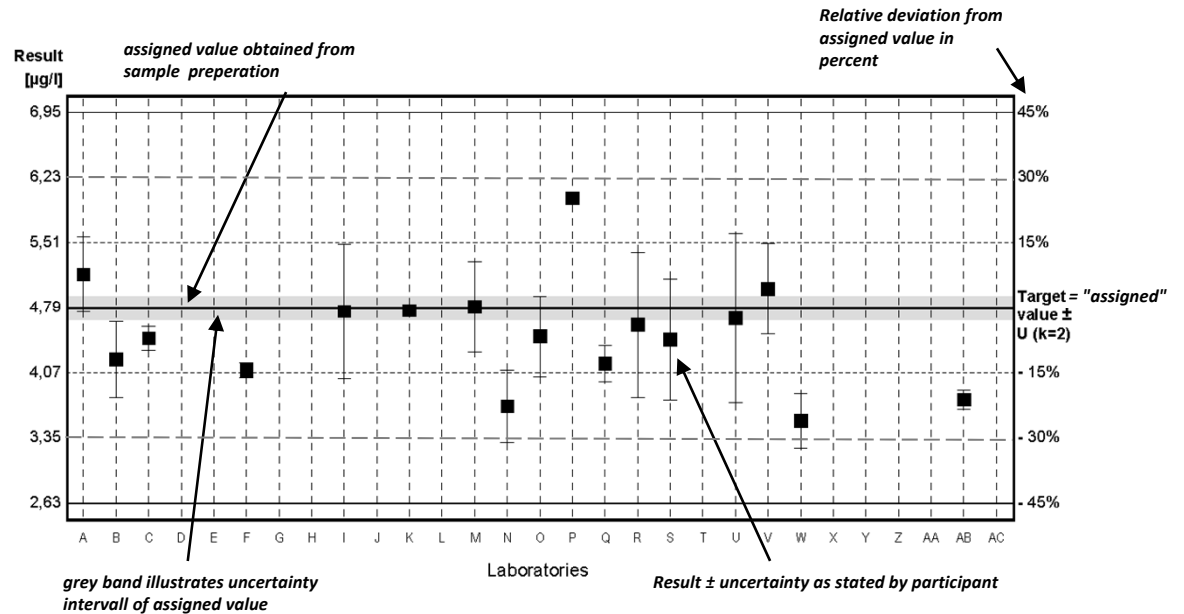
Interval expected to encompass target value as stated by participant

|                   | All results | Outliers excl. | Unit |
|-------------------|-------------|----------------|------|
| Mean ± CI(99%)    | 4,65 ± 0,57 | 4,51 ± 0,42    | µg/l |
| Recov. ± CI(99%)  | 97,1 ± 12,0 | 94,1 ± 8,8     | %    |
| SD between labs   | 0,84        | 0,59           | µg/l |
| RSD between labs  | 18,1        | 13,2           | %    |
| n for calculation | 18          | 17             |      |

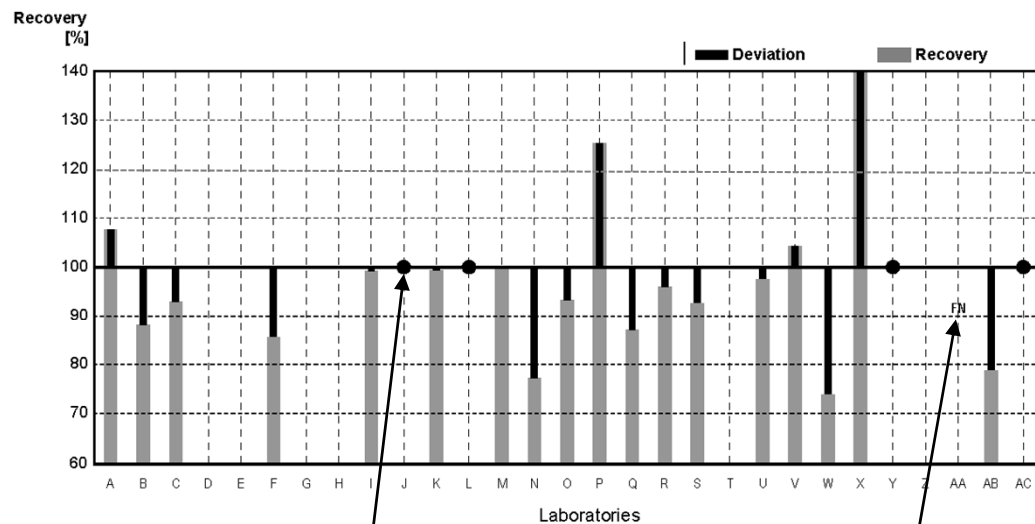
Between laboratory standard deviation

Laboratory mean and recovery of assigned value with corresponding confidence intervals (p=99%)

Number of results used for calculation of statistic parameters



**Diagram 1: Measurement results and their uncertainties**



**Diagram 2: Recoveries and deviations from assigned values**

**EXPLANATION**



**Rohdatenblätter und  
Parameterorientierte Auswertung  
Tables and Parameter Oriented Part**

Eignungsprüfungsrunde / Proficiency testing round  
M179

Metalle / Metals

Versand / Dispatch: 10.11.2025

## Results M179A

|                | Aluminium | Antimony | Arsenic | Barium  | Lead   | Cadmium | Chromium | Iron    |
|----------------|-----------|----------|---------|---------|--------|---------|----------|---------|
| assigned value | 50.7      | 0.595    | 1.910   | 42.19   | 5.64   | 0.913   | 2.549    | 75.9    |
| IFA result     | 50.5      | 0.57     | 1.92    | 41.5    | 5.7    | 0.91    | 2.58     | 76      |
| Stability test | 49.9      | 0.60     | 1.90    | 43.4    | 6.3    | 0.89    | 2.65     | 78.1    |
| A              | 50.8080   | 0.5880   | 2.0101  | 41.0637 | 5.8829 | 0.9318  | 2.5362   | 73.5293 |
| B              | 51.38     | 0.580    | 1.804   | 44.15   | 6.083  | 0.896   | 2.516    | 74.85   |
| C              | 61        | 0.623    | 2.11    | 41.0    | 5.83   | 0.927   | 2.61     | 60.0    |
| D              | 51.60     |          | <5      |         | 6.30   | <1      | 2.57     | 74.1    |
| E              |           |          |         |         |        |         |          |         |
| F              | 50.8      | <1.0     | 2.03    | 41.9    | 5.65   | 0.92    | 2.52     | 75.9    |
| G              | 7.30      |          | 2.38    | 0.430   | 1.69   | 0.129   | 0.536    | 0.680   |
| H              | 72.189    |          | 2.094   | 38.162  | 4.965  | 0.830   | 2.373    | 71.782  |
| I              | 52.95     | 0.615    | 2.15    | 43.81   | 5.72   | 0.955   | 2.88     | 78.01   |
| J              | 51.6      | 0.572    | 1.88    | 40.9    | 5.71   | 0.858   | 2.49     | 77.9    |
| K              | 51.0      | 0.65     | 2.02    | 44.7    | 5.40   | 0.95    | 2.41     | 73.4    |
| L              | 50.6      | 0.611    | 2.05    | 45.4    | 5.44   | 0.951   | 2.61     | 76.1    |
| M              | 52.9      | 0.586    | 1.87    | 42.3    | 5.37   | 0.873   | 2.59     | 75.2    |
| N              | 43.0      | 0.54     | 1.81    | 40.97   | 5.16   | 0.96    | 2.57     | 71.8    |
| O              | 54.6      | 0.60     | 2.00    | 43.0    | 6.1    | 1.00    | 2.50     | 75.0    |
| P              | 55        | 0.60     | 2.00    | 42.0    | 5.70   | 0.920   | 2.60     | 75.0    |
| Q              | 18.950    | 0.287    | 0.683   | 14.033  | 1.271  | 0.537   | 0.759    | 48.001  |
| R              | 51.2      | <2       | 2.09    | 42.3    | 6.11   | 0.924   | 2.65     | 79.1    |
| S              | 49.34     |          | 1.88    | 38.24   | 5.67   | 0.811   | 2.22     | 67.53   |
| T              | 51.2      | 0.639    | 1.94    | 43.1    | 5.67   | 0.977   | 2.58     | 78.4    |
| U              | 0.0440    |          | 0.00300 |         | 0.0070 |         |          | 0.080   |
| V              | 46.5      | 0.518    | 1.90    | 38.0    | 5.43   | 0.850   | 2.41     | 69.6    |
| W              | 46.83     | 0.57     | 1.79    | 41.82   | 4.88   | 1.08    | 2.73     | 77.22   |
| X              | 48.9      | 0.63     | 1.94    | 40.1    | 5.65   | 0.91    | 2.26     | 74.6    |
| Y              | 51.5      | <1       | 1.79    | 41.2    | 6.11   | 0.974   | 2.25     | 72.3    |
| Z              | 48.6      | <1.0     | 1.85    | 42.4    | 5.67   | 0.901   | 2.48     | 71.1    |

All data in µg/L

## Uncertainties M179A

|                | Aluminium<br>± | Antimony<br>± | Arsenic<br>± | Barium<br>± | Lead<br>± | Cadmium<br>± | Chromium<br>± | Iron<br>± |
|----------------|----------------|---------------|--------------|-------------|-----------|--------------|---------------|-----------|
| assigned value | 0.3            | 0.016         | 0.015        | 0.17        | 0.14      | 0.010        | 0.018         | 0.3       |
| IFA result     | 1.7            | 0.05          | 0.19         | 1.1         | 0.3       | 0.06         | 0.10          | 6         |
| Stability test | 1.7            | 0.06          | 0.17         | 1.1         | 0.3       | 0.06         | 0.10          | 5.9       |
| A              | 0.0510         | 0.0006        | 0.0029       | 0.0335      | 0.0055    | 0.0009       | 0.0026        | 0.0640    |
| B              | 8.32           | 0.05          | 0.29         | 3.62        | 0.74      | 0.08         | 0.18          | 7.63      |
| C              | 6.1            | 0.125         | 0.42         | 4.1         | 1.17      | 0.185        | 0.52          | 6.0       |
| D              | 7.94           |               |              |             | 1.08      |              | 0.21          | 6.22      |
| E              |                |               |              |             |           |              |               |           |
| F              | 6.4            |               | 0.36         | 2.5         | 0.50      | 0.11         | 0.35          | 6.6       |
| G              | 4.38           |               | 0.595        | 0.172       |           | 0.052        | 0.268         | 0.408     |
| H              | 7.150          |               | 0.573        | 1.992       | 0.161     | 0.064        | 0.294         | 1.079     |
| I              |                |               |              |             |           |              |               |           |
| J              | 7.7            | 0.086         | 0.28         | 6.1         | 0.86      | 0.13         | 0.37          | 11.7      |
| K              | 5.1            | 0.065         | 0.303        | 4.47        | 0.54      | 0.095        | 0.241         | 0.734     |
| L              | 7.08           | 0.0611        | 0.205        | 5.45        | 0.979     | 0.133        | 0.392         | 8.37      |
| M              |                |               |              |             |           |              |               |           |
| N              | 0.200          | 0.010         | 0.020        | 0.73        | 0.050     | 0.030        | 0.075         | 0.130     |
| O              | 8.2            | 0.09          | 0.24         | 4.7         | 0.85      | 0.12         | 0.38          | 9.8       |
| P              | 5.50           | 0.090         | 0.24         | 6.30        | 0.456     | 0.0736       | 0.312         | 19.5      |
| Q              |                |               |              |             |           |              |               |           |
| R              | 7.68           |               | 0.31         | 6.35        | 0.92      | 0.139        | 0.40          | 11.9      |
| S              | 5.64           |               | 0.18         | 3.01        | 0.35      | 0.052        | 0.16          | 4.5       |
| T              |                |               |              |             |           |              |               |           |
| U              | 0.50           |               |              |             |           |              |               | 0.3       |
| V              | 0.153          | 0.016         | 0.023        | 0.764       | 0.192     | 0.007        | 0.036         | 0.289     |
| W              | 3.02           | 0.03          | 0.06         | 0.05        | 0.91      | 0.55         | 0.29          | 21.35     |
| X              | 5.8            | 0.19          | 0.12         | 2.7         | 0.6       | 0.1          | 0.36          | 5.1       |
| Y              | 9.27           |               | 0.322        | 7.42        | 1.10      | 0.175        | 0.405         | 13.0      |
| Z              | 9.7            |               | 0.28         | 5.1         | 0.68      | 0.11         | 0.37          | 11        |

All data in µg/L

## Results M179A

|                | Aluminium | Antimony | Arsenic | Barium | Lead  | Cadmium | Chromium | Iron  |
|----------------|-----------|----------|---------|--------|-------|---------|----------|-------|
| assigned value | 50.7      | 0.595    | 1.910   | 42.19  | 5.64  | 0.913   | 2.549    | 75.9  |
| IFA result     | 50.5      | 0.57     | 1.92    | 41.5   | 5.7   | 0.91    | 2.58     | 76    |
| Stability test | 49.9      | 0.60     | 1.90    | 43.4   | 6.3   | 0.89    | 2.65     | 78.1  |
| AA             | 50.7      | 0.662    | 2.05    | 43.1   | 5.66  | 0.922   | 2.73     | 72.8  |
| AB             | 49.5      | 0.577    | 1.89    | 44.0   | 5.85  | 0.907   | 2.62     | 82.1  |
| AC             | 51        | 0.65     | 2.68    | 40.4   | 5.1   | 1.04    | 5.3      | 1060  |
| AD             | 41.9      | 0.639    | 1.62    | 42.7   | 4.60  | 0.888   | 2.20     | 126   |
| AE             |           |          |         |        |       |         |          | 77.5  |
| AF             | 50.2      | 0.57     | 1.79    | 43.3   | 5.83  | 0.880   | 2.48     | 73.2  |
| AG             |           |          |         | 42.5   |       |         |          |       |
| AH             | 46.6      | 0.605    | 1.90    | 40.5   | 5.65  | 0.860   | 2.47     | 73.0  |
| AI             | 47.48     | 0.561    | 1.74    | 41.5   | 5.67  | 0.90    | 2.58     | 75.35 |
| AJ             |           |          |         |        |       |         |          | 66.4  |
| AK             | 50.6      | <1.00    | 2.04    | 42.9   | 6.03  | 0.921   | 2.48     | 71.5  |
| AL             | 45.8      |          | 3.36    | 43.16  | 7.13  | 0.995   | 2.69     | 73.1  |
| AM             | 51.45     | 0.5473   | 1.831   | 39.33  | 5.856 | 0.8586  | 2.475    | 74.16 |
| AN             | 54.2      | 0.542    | 2.08    | 43.1   | 5.72  | 0.889   | 2.59     | 77.6  |
| AO             | 56.25     |          |         |        |       |         |          |       |

All data in µg/L

## Uncertainties M179A

|                | Aluminium<br>± | Antimony<br>± | Arsenic<br>± | Barium<br>± | Lead<br>± | Cadmium<br>± | Chromium<br>± | Iron<br>± |
|----------------|----------------|---------------|--------------|-------------|-----------|--------------|---------------|-----------|
| assigned value | 0.3            | 0.016         | 0.015        | 0.17        | 0.14      | 0.010        | 0.018         | 0.3       |
| IFA result     | 1.7            | 0.05          | 0.19         | 1.1         | 0.3       | 0.06         | 0.10          | 6         |
| Stability test | 1.7            | 0.06          | 0.17         | 1.1         | 0.3       | 0.06         | 0.10          | 5.9       |
| AA             | 5.83           |               | 0.20         | 3.19        | 0.70      |              |               | 5.13      |
| AB             | 5.7            | 0.046         | 0.14         | 2.6         | 0.25      | 0.066        | 0.13          | 8.7       |
| AC             |                |               |              |             |           |              |               |           |
| AD             | 10.5           | 0.16          | 0.4          | 10.7        | 1.15      | 0.22         | 0.55          | 31.5      |
| AE             |                |               |              |             |           |              |               | 6.0       |
| AF             | 4.02           | 0.034         | 0.152        | 1.95        | 0.500     | 0.0660       | 0.136         | 5.49      |
| AG             |                |               |              | 7.3         |           |              |               |           |
| AH             | 7              | 0.12          | 0.38         | 6.1         | 1.1       | 0.17         | 0.62          | 11        |
| AI             | 9.50           | 0.11          | 0.35         | 8.29        | 1.13      | 0.18         | 0.52          | 15.1      |
| AJ             |                |               |              |             |           |              |               | 0.5       |
| AK             | 0.961          |               | 0.0604       | 0.431       | 0.0151    | 0.00635      | 0.125         | 0.502     |
| AL             | 0.66           |               | 0.23         | 0.08        | 0.12      | 0.009        | 0.11          | 0.5       |
| AM             | 2.140          | 0.034         | 0.100        | 2.265       | 0.2986    | 0.0422       | 0.1203        | 3.60      |
| AN             | 16.1           | 0.11          | 0.38         | 13.9        | 1.42      | 0.098        | 0.44          | 17.1      |
| AO             |                |               |              |             |           |              |               |           |

All data in µg/L

## Results M179A

|                | Copper  | Manganese | Molybdenum | Nickel | Selenium | Strontium | Uranium | Zinc    | Tin    |
|----------------|---------|-----------|------------|--------|----------|-----------|---------|---------|--------|
| assigned value | 1.63    | 55.9      | 2.32       | 2.01   | 0.76     | 465       | 4.18    | 11.1    | 1.10   |
| IFA result     | 1.67    | 56        | 2.25       | 2.01   | 0.84     | 447       | 4.01    | 12.2    | 1.02   |
| Stability test | 1.70    | 59        | 2.27       | 2.09   | 0.67     | 429       | 4.42    | 12.5    | 1.04   |
| A              | 1.6298  | 56.0608   | 2.1924     | 2.0011 | 0.8073   | 441.7724  | 4.1053  | 11.7025 | 0.9999 |
| B              | 1.569   | 56.05     | 2.172      | 1.961  | 0.716    | 469.8     | 4.054   | 11.14   | 1.020  |
| C              | 0.727   | 54.0      | 2.30       | 2.10   | 0.807    | 457       | 4.25    | 10.0    |        |
| D              | <5      | 56.05     |            | <5     | <10      |           |         | 11.3    |        |
| E              |         |           |            |        |          |           |         |         |        |
| F              | 1.64    | 55.6      | 2.35       | 2.04   | <1.0     | 478       | 4.08    | 11.9    | 1.04   |
| G              | 0.933   | 0.130     | 0.801      | 13.63  |          |           |         | 0.985   | 1.61   |
| H              | 1.354   | 53.122    |            | 1.796  |          | 462.841   | 3.366   | 10.321  |        |
| I              | 1.70    | 57.8      | 2.59       | 2.13   | 0.855    | 573       |         | 11.2    |        |
| J              | 1.64    | 54.1      | 2.20       | 1.97   | <1       |           | 4.09    | 10.9    | 1.06   |
| K              | 1.43    | 54.2      | 2.37       | 1.91   | <1.0     | 463       | 4.06    | 10.9    |        |
| L              | 1.48    | 54.8      | 2.44       | 1.89   | 1.07     | 491       | 3.96    | 11.1    | 0.851  |
| M              | 1.39    | 55.7      | 2.38       | 1.83   | 0.750    | 458       | 3.99    | 11.0    | 1.03   |
| N              | 1.43    | 53.7      | 2.49       | 0.98   | 0.94     | 449       |         | 7.87    | 1.03   |
| O              | 1.80    | 55.2      |            | 2.00   | 0.80     |           | 4.20    | 11.4    |        |
| P              | 1.70    | 57.0      | 2.30       | 2.00   | 0.70     | 463.9     | 4.08    | 11.0    | 1.00   |
| Q              | 1.376   | 11.952    | 0.408      | 2.792  | 0.511    | 350.001   |         | 13.155  |        |
| R              | 1.58    | 58.1      | 2.29       | 2.00   | <1       |           | 4.47    | 11.0    | <2     |
| S              | 1.66    | 51.37     |            | 1.80   |          |           |         | 10.4    |        |
| T              | 1.61    | 56.5      | 2.46       | 1.88   | 0.887    | 470.9     | 4.08    | 12.1    |        |
| U              | 0.00300 | 0.059     |            |        |          |           |         | 0.0110  |        |
| V              | 1.58    | 53.6      | 2.08       | 1.86   | 0.753    | 445       | 4.11    | 10.6    | 0.978  |
| W              | 1.49    | 54.85     | 2.55       | 0.99   | 1.03     | 457.0     |         | 8.09    |        |
| X              | 3.32    | 54        | 2.27       | 1.99   | 0.82     | 461       | 4.09    | 10.7    | 1.11   |
| Y              | 1.68    | 53.8      | 2.30       | 1.98   | <1       | 446       | 4.27    | 11.2    | 1.06   |
| Z              | 1.47    | 53.2      | 2.28       | 1.99   | <1.0     | 457       | 4.16    | 10.7    | <1.0   |

All data in µg/L

## Uncertainties M179A

|                | Copper<br>± | Manganese<br>± | Molybdenum<br>± | Nickel<br>± | Selenium<br>± | Strontium<br>± | Uranium<br>± | Zinc<br>± | Tin<br>± |
|----------------|-------------|----------------|-----------------|-------------|---------------|----------------|--------------|-----------|----------|
| assigned value | 0.03        | 0.2            | 0.04            | 0.03        | 0.03          | 4              | 0.03         | 0.7       | 0.02     |
| IFA result     | 0.12        | 4              | 0.20            | 0.11        | 0.11          | 40             | 0.40         | 2.3       | 0.09     |
| Stability test | 0.12        | 4              | 0.20            | 0.11        | 0.09          | 38             | 0.44         | 2.3       | 0.09     |
| A              | 0.0018      | 0.0449         | 0.0023          | 0.0020      | 0.0007        | 0.4064         | 0.0033       | 0.0101    | 0.0014   |
| B              | 0.18        | 4.65           | 0.37            | 0.19        | 0.06          | 58.25          | 0.58         | 1.97      | 0.14     |
| C              | 0.145       | 5.4            | 0.46            | 0.42        | 0.161         | 46             | 0.85         | 1.0       |          |
| D              |             | 5.3            |                 |             |               |                |              | 1.58      |          |
| E              |             |                |                 |             |               |                |              |           |          |
| F              | 0.34        | 2.5            | 0.21            | 0.35        |               | 47.8           | 0.24         | 1.7       | 0.31     |
| G              | 0.466       |                | 0.401           | 7.49        |               |                |              | 0.442     |          |
| H              | 0.094       | 1.211          |                 | 0.142       |               | 11.309         | 0.509        | 0.563     |          |
| I              |             |                |                 |             |               |                |              |           |          |
| J              | 0.25        | 8.1            | 0.33            | 0.30        |               |                | 0.61         | 1.6       | 0.16     |
| K              | 0.143       | 5.42           | 0.237           | 0.191       |               | 46.3           | 0.406        | 1.09      |          |
| L              | 0.252       | 5.48           | 0.244           | 0.189       | 0.171         | 73.7           | 0.396        | 1.11      | 0.128    |
| M              |             |                |                 |             |               |                |              |           |          |
| N              | 0.015       | 0.095          | 0.085           | 0.035       | 0.010         | 13             |              | 0.150     | 0.005    |
| O              | 0.23        | 6.1            |                 | 0.24        | 0.10          |                | 0.71         | 1.9       |          |
| P              | 0.136       | 5.70           | 0.35            | 0.200       | 0.105         | 69.6           | 0.204        | 1.10      | 0.150    |
| Q              |             |                |                 |             |               |                |              |           |          |
| R              | 0.24        | 8.72           | 0.34            | 0.30        |               |                | 0.67         | 1.65      |          |
| S              | 0.17        | 4.47           |                 | 0.14        |               |                |              | 0.97      |          |
| T              |             |                |                 |             |               |                |              |           |          |
| U              | 0.4         | 0.2            |                 |             |               |                |              | 0.7       |          |
| V              | 0.025       | 0.231          | 0.015           | 0.010       | 0.024         | 4.509          | 0.163        | 0.208     | 0.018    |
| W              | 0.34        | 0.84           | 0.24            | 0.03        | 0.17          | 35.29          |              | 0.48      |          |
| X              | 0.21        | 3.6            | 0.3             | 0.12        | 0.29          | 51             | 1.5          | 0.93      | 0.12     |
| Y              | 0.302       | 9.68           | 0.414           | 0.356       |               | 80.3           | 0.769        | 2.02      | 0.191    |
| Z              | 0.18        | 6.4            | 0.27            | 0.22        |               | 69             | 0.62         | 1.6       |          |

All data in µg/L

## Results M179A

|                | Copper | Manganese | Molybdenum | Nickel | Selenium | Strontium | Uranium | Zinc  | Tin    |
|----------------|--------|-----------|------------|--------|----------|-----------|---------|-------|--------|
| assigned value | 1.63   | 55.9      | 2.32       | 2.01   | 0.76     | 465       | 4.18    | 11.1  | 1.10   |
| IFA result     | 1.67   | 56        | 2.25       | 2.01   | 0.84     | 447       | 4.01    | 12.2  | 1.02   |
| Stability test | 1.70   | 59        | 2.27       | 2.09   | 0.67     | 429       | 4.42    | 12.5  | 1.04   |
| AA             | 1.76   | 54.7      | 2.73       | 1.98   | 0.80     |           | 4.14    | 11.5  | 2.17   |
| AB             | 1.72   | 57.9      | 2.88       | 2.02   | 0.734    | 485       | 4.20    | 11.2  | 1.01   |
| AC             | 2.18   | 51        | 3.03       | 2.95   | 1.39     | 459       | 3.99    | 12.0  | 1.16   |
| AD             | 1.45   | 58.9      | 2.57       | 5.96   | 1.06     | 447       | 4.28    | 9.0   |        |
| AE             |        | <50       |            |        |          |           |         |       |        |
| AF             |        | 54.4      |            | 1.97   |          | 458.8     | 3.93    | 10.75 |        |
| AG             |        |           |            |        |          | 452.6     |         |       |        |
| AH             | 1.31   | 55.1      | 2.36       | 1.83   | 0.675    | 458       | 3.93    | 10.8  | 1.18   |
| AI             | 1.50   | 54.52     | 2.28       | 1.92   |          | 417.5     | 4.11    | 10.50 |        |
| AJ             |        |           |            |        |          |           |         |       |        |
| AK             | 1.75   | 55.9      | 2.37       | 2.11   | <1.00    | 476       | 4.28    | 10.7  |        |
| AL             | 7.05   | 57.3      | 2.82       | 1.23   |          | 606.9     |         | 12.19 | 0.847  |
| AM             | 1.559  | 54.74     | 2.089      | 1.945  | 0.6707   | 436.1     | 3.948   | 10.79 | 0.9380 |
| AN             | 1.64   | 58.2      | 2.22       | 2.02   | <1.0     | 446.6     | 4.00    | 11.3  | 1.04   |
| AO             |        | 54.66     | 2.165      | 2.012  |          |           |         | 11.76 |        |

All data in µg/L

## Uncertainties M179A

|                | Copper<br>± | Manganese<br>± | Molybdenum<br>± | Nickel<br>± | Selenium<br>± | Strontium<br>± | Uranium<br>± | Zinc<br>± | Tin<br>± |
|----------------|-------------|----------------|-----------------|-------------|---------------|----------------|--------------|-----------|----------|
| assigned value | 0.03        | 0.2            | 0.04            | 0.03        | 0.03          | 4              | 0.03         | 0.7       | 0.02     |
| IFA result     | 0.12        | 4              | 0.20            | 0.11        | 0.11          | 40             | 0.40         | 2.3       | 0.09     |
| Stability test | 0.12        | 4              | 0.20            | 0.11        | 0.09          | 38             | 0.44         | 2.3       | 0.09     |
| AA             |             | 3.86           |                 | 0.12        |               |                | 0.36         | 2.94      |          |
| AB             | 0.08        | 6.2            | 0.33            | 0.10        | 0.047         | 37             | 0.39         | 0.5       | 0.09     |
| AC             |             |                |                 |             |               |                |              |           |          |
| AD             | 0.36        | 14.7           | 0.64            | 1.49        | 0.27          | 112            | 1.07         | 2.3       |          |
| AE             |             |                |                 |             |               |                |              |           |          |
| AF             |             | 2.72           |                 | 0.128       |               | 25.2           | 0.334        | 0.430     |          |
| AG             |             |                |                 |             |               | 62.0           |              |           |          |
| AH             | 0.26        | 8.3            | 0.35            | 0.46        | 0.2           | 114            | 0.79         | 2.2       | 0.18     |
| AI             | 0.30        | 10.9           | 0.46            | 0.38        |               | 84             | 0.82         | 2.09      |          |
| AJ             |             |                |                 |             |               |                |              |           |          |
| AK             | 0.0706      | 0.272          | 0.0793          | 0.117       |               | 5.66           | 0.0593       | 0.456     |          |
| AL             | 0.016       | 0.034          | 0.096           | 0.03        |               | 0.54           |              | 0.027     | 0.001    |
| AM             | 0.075       | 2.17           | 0.133           | 0.103       | 0.038         | 17.443         | 0.202        | 0.5       | 0.038    |
| AN             | 0.44        | 15.7           | 0.41            | 0.53        |               | 113.7          | 0.96         | 2.7       | 0.21     |
| AO             |             |                |                 |             |               |                |              |           |          |

All data in µg/L

## Results M179B

|                | Aluminium | Antimony | Arsenic | Barium  | Lead   | Cadmium | Chromium | Iron    |
|----------------|-----------|----------|---------|---------|--------|---------|----------|---------|
| assigned value | 47.9      | 1.596    | 0.72    | 27.16   | 3.65   | 0.301   | 5.05     | 25.52   |
| IFA result     | 48.3      | 1.44     | 0.67    | 25.9    | 3.30   | 0.305   | 5.05     | 24.0    |
| Stability test | 47.5      | 1.53     | 0.68    | 27.3    | 3.69   | 0.293   | 5.15     | 25.5    |
| A              | 48.1786   | 1.5562   | 0.7606  | 26.4196 | 3.7562 | 0.3205  | 5.0362   | 24.8921 |
| B              | 48.68     | 1.543    | 0.676   | 28.74   | 3.843  | 0.297   | 5.029    | 25.17   |
| C              | 58        | 1.67     | 0.795   | 26.0    | 3.72   | 0.304   | 5.30     | 24.8    |
| D              | 48.45     |          | <5      |         | 4.02   | <1      | 5.17     | 24.9    |
| E              |           |          |         |         |        |         |          |         |
| F              | 47.6      | 1.60     | <1.0    | 27.6    | 3.66   | 0.310   | 4.89     | 25.3    |
| G              | 5.02      |          | 3.73    | 0.256   | 3.67   | 0.140   | 0.372    | 0.797   |
| H              | 84.799    |          | 0.774   | 23.982  | 2.980  | 0.254   | 4.818    | 24.376  |
| I              | 52.9      | 1.67     | 0.915   | 30.1    | 3.60   | 0.350   | 6.19     | 30.6    |
| J              | 49.6      | 1.52     | <1      | 26.3    | 3.62   | 0.298   | 4.95     | 26.2    |
| K              | 47.1      | 1.65     | 0.73    | 28.2    | 3.31   | 0.320   | 4.96     | 26.6    |
| L              | 46.3      | 1.63     | 0.770   | 29.2    | 3.46   | 0.316   | 5.21     | 25.4    |
| M              | 56.2      | 1.54     | 0.721   | 27.9    | 3.32   | 0.305   | 4.99     | 28.6    |
| N              | 43.1      | 1.58     | 0.67    | 28.8    | 3.62   | 0.295   | 4.80     | 24.2    |
| O              | 53.2      | 1.50     | 0.80    | 27.9    | 3.70   | 0.300   | 4.90     | 25.4    |
| P              | 51.0      | 1.50     | 0.70    | 27.0    | 3.60   | 0.310   | 5.20     | 25.0    |
| Q              | 12.274    | 0.469    | 0.454   | 5.735   | 1.138  | 0.406   | 10.152   | 20.012  |
| R              | 50.3      | <2       | <1      | 26.8    | 3.98   | 0.309   | 5.26     | 27.0    |
| S              | 47.18     |          | 0.67    | 25.03   | 3.52   | 0.267   | 4.59     | 22.82   |
| T              | 49.6      | 1.67     | 0.744   | 27.9    | 3.63   | 0.336   | 5.23     | 26.4    |
| U              | 0.0430    |          | 0.00100 |         | 0.0050 |         |          | 0.0340  |
| V              | 43.4      | 1.33     | 0.669   | 24.9    | 3.37   | 0.283   | 4.66     | 24.1    |
| W              | 43.36     | 1.57     | 0.68    | 24.51   | 3.40   | 0.288   | 4.83     | 23.54   |
| X              | 45.3      | 1.50     | 0.69    | 25.4    | 3.53   | 0.304   | 4.70     | 25.1    |
| Y              | 48.7      | 1.55     | <1      | 28.0    | 3.88   | 0.308   | 4.88     | 23.2    |
| Z              | 51.7      | 1.64     | 0.717   | 27.0    | 3.59   | 0.301   | 4.80     | 24.6    |

All data in µg/L

## Uncertainties M179B

|                | Aluminium<br>± | Antimony<br>± | Arsenic<br>± | Barium<br>± | Lead<br>± | Cadmium<br>± | Chromium<br>± | Iron<br>± |
|----------------|----------------|---------------|--------------|-------------|-----------|--------------|---------------|-----------|
| assigned value | 0.3            | 0.017         | 0.02         | 0.13        | 0.07      | 0.005        | 0.03          | 0.17      |
| IFA result     | 1.6            | 0.12          | 0.06         | 0.9         | 0.17      | 0.019        | 0.16          | 1.8       |
| Stability test | 1.6            | 0.13          | 0.06         | 0.9         | 0.19      | 0.018        | 0.16          | 1.9       |
| A              | 0.0484         | 0.0017        | 0.0011       | 0.0216      | 0.0035    | 0.0003       | 0.0051        | 0.0217    |
| B              | 7.89           | 0.14          | 0.11         | 2.36        | 0.47      | 0.02         | 0.37          | 2.57      |
| C              | 5.8            | 0.33          | 0.159        | 2.6         | 0.74      | 0.061        | 1.06          | 4.96      |
| D              | 7.46           |               |              |             | 0.69      |              | 0.43          | 2.09      |
| E              |                |               |              |             |           |              |               |           |
| F              | 6.0            | 0.34          |              | 1.8         | 0.34      | 0.064        | 0.42          | 2.5       |
| G              | 3.01           |               | 0.93         | 0.102       |           | 0.006        | 0.186         | 0.478     |
| H              | 7.344          |               | 0.227        | 0.664       | 0.122     | 0.019        | 0.171         | 0.755     |
| I              |                |               |              |             |           |              |               |           |
| J              | 7.4            | 0.23          |              | 3.9         | 0.54      | 0.045        | 0.74          | 3.9       |
| K              | 4.71           | 0.165         | 0.11         | 2.82        | 0.331     | 0.032        | 0.496         | 2.66      |
| L              | 6.48           | 0.163         | 0.0770       | 3.50        | 0.623     | 0.0442       | 0.782         | 2.79      |
| M              |                |               |              |             |           |              |               |           |
| N              | 0.300          | 0.020         | 0.010        | 0.650       | 0.130     | 0.015        | 0.100         | 0.650     |
| O              | 8.0            | 0.23          | 0.10         | 3.1         | 0.56      | 0.040        | 0.74          | 3.3       |
| P              | 5.10           | 0.23          | 0.084        | 4.10        | 0.288     | 0.0248       | 0.624         | 6.50      |
| Q              |                |               |              |             |           |              |               |           |
| R              | 7.54           |               |              | 4.02        | 0.60      | 0.046        | 0.79          | 4.05      |
| S              | 5.39           |               | 0.06         | 1.97        | 0.22      | 0.02         | 0.34          | 1.52      |
| T              |                |               |              |             |           |              |               |           |
| U              | 0.50           |               |              |             |           |              |               | 0.3       |
| V              | 0.907          | 0.031         | 0.010        | 0.200       | 0.020     | 0.010        | 0.052         | 0.252     |
| W              | 1.24           | 0.03          | 0.02         | 0.57        | 0.24      | 0.06         | 0.30          | 5.46      |
| X              | 5.4            | 0.46          | 0.04         | 1.7         | 0.4       | 0.03         | 0.75          | 1.7       |
| Y              | 8.77           | 0.279         |              | 5.04        | 0.698     | 0.055        | 0.878         | 4.18      |
| Z              | 10             | 0.25          | 0.11         | 3.2         | 0.43      | 0.036        | 0.72          | 3.7       |

All data in µg/L

## Results M179B

|                | Aluminium | Antimony | Arsenic | Barium | Lead  | Cadmium | Chromium | Iron  |
|----------------|-----------|----------|---------|--------|-------|---------|----------|-------|
| assigned value | 47.9      | 1.596    | 0.72    | 27.16  | 3.65  | 0.301   | 5.05     | 25.52 |
| IFA result     | 48.3      | 1.44     | 0.67    | 25.9   | 3.30  | 0.305   | 5.05     | 24.0  |
| Stability test | 47.5      | 1.53     | 0.68    | 27.3   | 3.69  | 0.293   | 5.15     | 25.5  |
| AA             | 51.8      | 1.62     | 0.831   | 27.9   | 3.56  | 0.354   | 4.86     | 24.9  |
| AB             | 47.2      | 1.53     | 0.70    | 28.4   | 3.74  | 0.295   | 5.31     | 27.2  |
| AC             | 53        | 1.73     | 1.08    | 27.5   | 3.56  | 0.388   | 10.7     | 1024  |
| AD             | 44.4      | 17.4     | 0.677   | 28.7   | 2.99  | 0.305   | 4.68     | 93.0  |
| AE             |           |          |         |        |       |         |          | <50   |
| AF             | 45.7      | 1.48     | 0.66    | 28.1   | 3.64  | 0.290   | 4.88     | 24.8  |
| AG             |           |          |         | 27.3   |       |         |          |       |
| AH             | 42.2      | 1.49     | 0.72    | 26.0   | 3.60  | 0.290   | 4.88     | 24.3  |
| AI             | 46.9      | 1.48     | 0.54    | 26.44  | 3.59  | 0.290   | 4.96     | 26.1  |
| AJ             |           |          |         |        |       |         |          | 24.1  |
| AK             | 47.8      | 1.40     | <1.00   | 27.0   | 3.81  | 0.304   | 4.88     | 25.3  |
| AL             | 38.63     |          | 2.85    | 27.8   | 4.15  | 0.397   | 5.2      | 24.6  |
| AM             | 48.78     | 1.431    | 0.6948  | 25.34  | 3.734 | 0.2924  | 4.794    | 25.19 |
| AN             | 51.5      | 1.42     | 0.798   | 28.2   | 3.59  | 0.293   | 5.17     | 26.4  |
| AO             | 52.11     |          |         |        |       |         |          |       |

All data in µg/L

## Uncertainties M179B

|                | Aluminium<br>± | Antimony<br>± | Arsenic<br>± | Barium<br>± | Lead<br>± | Cadmium<br>± | Chromium<br>± | Iron<br>± |
|----------------|----------------|---------------|--------------|-------------|-----------|--------------|---------------|-----------|
| assigned value | 0.3            | 0.017         | 0.02         | 0.13        | 0.07      | 0.005        | 0.03          | 0.17      |
| IFA result     | 1.6            | 0.12          | 0.06         | 0.9         | 0.17      | 0.019        | 0.16          | 1.8       |
| Stability test | 1.6            | 0.13          | 0.06         | 0.9         | 0.19      | 0.018        | 0.16          | 1.9       |
| AA             | 8.14           | 0.09          |              | 2.01        | 0.42      |              |               | 1.64      |
| AB             | 5.42           | 0.122         | 0.05         | 1.68        | 0.16      | 0.021        | 0.27          | 2.9       |
| AC             |                |               |              |             |           |              |               |           |
| AD             | 11.1           | 4.35          | 0.17         | 7.18        | 0.75      | 0.076        | 1.17          | 23.3      |
| AE             |                |               |              |             |           |              |               |           |
| AF             | 3.66           | 0.089         | 0.056        | 1.26        | 0.309     | 0.0218       | 0.268         | 1.86      |
| AG             |                |               |              | 4.7         |           |              |               |           |
| AH             | 6.3            | 0.3           | 0.14         | 3.9         | 0.72      | 0.06         | 1.22          | 3.6       |
| AI             | 9.39           | 0.30          | 0.11         | 5.29        | 0.72      | 0.06         | 0.99          | 5.21      |
| AJ             |                |               |              |             |           |              |               | 0.5       |
| AK             | 0.965          | 0.0835        |              | 0.417       | 0.0154    | 0.00596      | 0.116         | 0.531     |
| AL             | 0.29           |               | 0.24         | 0.05        | 0.31      | 0.009        | 0.15          | 0.16      |
| AM             | 2.029          | 0.089         | 0.038        | 1.460       | 0.1904    | 0.0144       | 0.2330        | 1.22      |
| AN             | 15.3           | 0.28          | 0.15         | 9.1         | 0.89      | 0.032        | 0.87          | 5.8       |
| AO             |                |               |              |             |           |              |               |           |

All data in µg/L

## Results M179B

|                | Copper | Manganese | Molybdenum | Nickel | Selenium | Strontium | Uranium | Zinc    | Tin    |
|----------------|--------|-----------|------------|--------|----------|-----------|---------|---------|--------|
| assigned value | 7.08   | 38.40     | 6.47       | 5.64   | 2.12     | 565       | 3.10    | 29.5    | 1.79   |
| IFA result     | 6.9    | 36.7      | 6.2        | 5.5    | 2.01     | 550       | 2.61    | 29.4    | 1.68   |
| Stability test | 7.1    | 39.2      | 6.4        | 5.7    | 2.42     | 529       | 2.98    | 31.5    | 1.70   |
| A              | 7.0863 | 38.7466   | 6.1590     | 5.6528 | 2.2032   | 538.6702  | 3.0398  | 31.5336 | 1.6803 |
| B              | 6.968  | 38.36     | 6.182      | 5.690  | 1.983    | 564.4     | 2.983   | 29.40   | 1.711  |
| C              | 6.30   | 36.0      | 6.22       | 5.82   | 2.18     | 556       | 3.15    | 29.0    |        |
| D              | 6.64   | 38.44     |            | 6.48   | <10      |           |         | 29.2    |        |
| E              |        |           |            |        |          |           |         |         |        |
| F              | 7.3    | 38.4      | 6.6        | 5.7    | 2.17     | 561       | 3.08    | 29.2    | 1.81   |
| G              | 0.718  | 0.132     | 0.632      | 5.45   |          |           |         | 0.308   | 1.33   |
| H              | 6.962  | 36.820    |            | 5.189  |          | 545.190   | 2.347   | 31.242  |        |
| I              | 7.88   | 46.8      | 7.63       | 6.50   | 2.50     | 696       |         | 31.6    |        |
| J              | 6.74   | 37.2      | 6.17       | 5.53   | 2.12     |           | 3.01    | 28.8    | 1.74   |
| K              | 6.5    | 38.5      | 6.62       | 5.49   | 2.15     | 571       | 2.97    | 29.5    |        |
| L              | 6.43   | 36.2      | 6.81       | 5.33   | 1.80     | 588       | 2.93    | 29.5    | 2.35   |
| M              | 6.52   | 42.3      | 6.72       | 5.37   | 2.04     | 563       | 2.96    | 30.3    | 1.71   |
| N              | 6.40   | 35.7      | 6.20       | 4.92   | 2.43     | 556       |         | 25.9    | 1.78   |
| O              | 7.0    | 38.0      |            | 5.5    | 2.20     |           | 3.00    | 31.8    |        |
| P              | 6.90   | 39.0      | 6.50       | 5.60   | 2.10     | 568.0     | 3.02    | 30.0    | 1.70   |
| Q              | 1.540  | 7.151     | 1.271      | 2.014  | 0.892    | 430.005   |         | 10.482  |        |
| R              | 6.99   | 38.6      | 6.47       | 5.50   | 2.33     |           | 3.34    | 30.4    | <2     |
| S              | 6.18   | 35.88     |            | 4.99   |          |           |         | 27.86   |        |
| T              | 7.25   | 39.1      | 7.06       | 5.45   | 2.34     | 574.8     | 3.04    | 31.8    |        |
| U              | 0.0140 | 0.0400    |            |        |          |           |         | 0.0300  |        |
| V              | 6.63   | 36.2      | 5.79       | 5.35   | 1.98     | 549       | 2.99    | 27.6    | 1.62   |
| W              | 6.20   | 36.47     | 6.16       | 4.85   | 2.41     | 568.06    |         | 25.81   |        |
| X              | 6.36   | 37.4      | 6.37       | 5.39   | 2.02     | 559       | 2.98    | 27.5    | 1.59   |
| Y              | 7.11   | 37.1      | 6.35       | 5.52   | 2.20     | 543       | 3.17    | 28.9    | 1.76   |
| Z              | 6.56   | 36.9      | 6.22       | 5.57   | 2.04     | 560       | 3.03    | 30.4    | 1.20   |

All data in µg/L

## Uncertainties M179B

|                | Copper<br>± | Manganese<br>± | Molybdenum<br>± | Nickel<br>± | Selenium<br>± | Strontium<br>± | Uranium<br>± | Zinc<br>± | Tin<br>± |
|----------------|-------------|----------------|-----------------|-------------|---------------|----------------|--------------|-----------|----------|
| assigned value | 0.05        | 0.18           | 0.06            | 0.04        | 0.05          | 5              | 0.03         | 0.9       | 0.02     |
| IFA result     | 0.5         | 2.4            | 0.5             | 0.2         | 0.26          | 47             | 0.26         | 4.1       | 0.11     |
| Stability test | 0.5         | 2.5            | 0.6             | 0.2         | 0.32          | 45             | 0.29         | 4.4       | 0.11     |
| A              | 0.0080      | 0.0310         | 0.0065          | 0.0057      | 0.0020        | 0.4956         | 0.0024       | 0.0272    | 0.0024   |
| B              | 0.78        | 3.18           | 1.04            | 0.55        | 0.17          | 69.98          | 0.43         | 5.20      | 0.24     |
| C              | 1.26        | 3.60           | 1.24            | 1.16        | 0.44          | 56             | 0.63         | 2.9       |          |
| D              | 2.39        | 3.6            |                 | 0.8         |               |                |              | 4.09      |          |
| E              |             |                |                 |             |               |                |              |           |          |
| F              | 0.7         | 1.9            | 0.5             | 0.5         | 0.45          | 56.1           | 0.23         | 3.6       | 0.54     |
| G              | 0.359       |                | 0.253           | 3.00        |               |                |              | 0.139     |          |
| H              | 0.282       | 1.991          |                 | 0.151       |               | 8.494          | 0.361        | 1.812     |          |
| I              |             |                |                 |             |               |                |              |           |          |
| J              | 1.0         | 5.6            | 0.93            | 0.83        | 0.32          |                | 0.45         | 4.3       | 0.26     |
| K              | 0.65        | 3.85           | 0.662           | 0.549       | 0.32          | 57.1           | 0.297        | 2.95      |          |
| L              | 1.09        | 3.62           | 0.681           | 0.533       | 0.288         | 88.2           | 0.293        | 2.95      | 0.353    |
| M              |             |                |                 |             |               |                |              |           |          |
| N              | 0.005       | 1.050          | 0.035           | 0.220       | 0.185         | 6.5            |              | 0.100     | 0.020    |
| O              | 0.9         | 4.2            |                 | 0.66        | 0.26          |                | 0.51         | 5.4       |          |
| P              | 0.552       | 3.90           | 0.98            | 0.56        | 0.315         | 85.2           | 0.151        | 3.00      | 0.26     |
| Q              |             |                |                 |             |               |                |              |           |          |
| R              | 1.05        | 5.78           | 0.971           | 0.83        | 0.35          |                | 0.50         | 4.57      |          |
| S              | 0.62        | 3.13           |                 | 0.39        |               |                |              | 2.60      |          |
| T              |             |                |                 |             |               |                |              |           |          |
| U              | 0.4         | 0.2            |                 |             |               |                |              | 0.7       |          |
| V              | 0.065       | 0.265          | 0.095           | 0.035       | 0.057         | 6.110          | 0.006        | 0.265     | 0.015    |
| W              | 0.40        | 1.79           | 0.04            | 0.29        | 0.15          | 22.2           |              | 2.50      |          |
| X              | 0.41        | 2.5            | 0.9             | 0.33        | 0.71          | 61             | 1.1          | 2.4       | 0.17     |
| Y              | 1.28        | 6.68           | 1.14            | 0.994       | 0.396         | 97.7           | 0.571        | 5.20      | 0.317    |
| Z              | 0.79        | 4.4            | 0.75            | 0.61        | 0.31          | 84             | 0.45         | 4.6       | 0.18     |

All data in µg/L

## Results M179B

|                | Copper | Manganese | Molybdenum | Nickel | Selenium | Strontium | Uranium | Zinc   | Tin   |
|----------------|--------|-----------|------------|--------|----------|-----------|---------|--------|-------|
| assigned value | 7.08   | 38.40     | 6.47       | 5.64   | 2.12     | 565       | 3.10    | 29.5   | 1.79  |
| IFA result     | 6.9    | 36.7      | 6.2        | 5.5    | 2.01     | 550       | 2.61    | 29.4   | 1.68  |
| Stability test | 7.1    | 39.2      | 6.4        | 5.7    | 2.42     | 529       | 2.98    | 31.5   | 1.70  |
| AA             | 6.89   | 37.1      | 6.70       | 5.91   | 2.20     |           | 3.06    | 29.2   | 1.24  |
| AB             | 7.08   | 39.8      | 6.87       | 5.58   | 2.14     | 585       | 3.12    | 30.7   | 1.69  |
| AC             | 7.7    | 36.8      | 9.0        | 6.8    | 3.45     | 556       | 3.66    | 30.4   | 2.07  |
| AD             | 6.11   | 43.8      | 7.03       | 10.3   | 2.97     | 578       | 3.26    | 25.3   |       |
| AE             |        | <50       |            |        |          |           |         |        |       |
| AF             | 7.15   | 36.8      |            | 5.41   | 1.97     | 555.7     | 2.84    | 28.20  |       |
| AG             |        |           |            |        |          | 575.4     |         |        |       |
| AH             | 6.74   | 37.7      | 6.38       | 5.26   | 1.88     | 560       | 2.90    | 28.6   | 1.83  |
| AI             | 6.60   | 37.3      | 6.42       | 5.43   |          | 515.59    | 3.05    | 28.696 |       |
| AJ             | 6.2    |           |            |        |          |           |         |        |       |
| AK             | 7.02   | 37.9      | 6.61       | 5.71   | 2.21     | 590       | 3.12    | 27.7   |       |
| AL             | 12.27  | 39.47     | 6.33       | 4.71   |          | 739.7     |         | 31.8   | 1.485 |
| AM             | 6.806  | 38.00     | 5.848      | 5.390  | 1.896    | 530.1     | 2.900   | 28.51  | 1.565 |
| AN             | 7.16   | 40.4      | 6.39       | 5.68   | 2.19     | 560.2     | 2.90    | 30.1   | 1.72  |
| AO             |        | 37.31     | 6.053      | 5.642  |          |           |         | 30.19  |       |

All data in µg/L

## Uncertainties M179B

|                | Copper<br>± | Manganese<br>± | Molybdenum<br>± | Nickel<br>± | Selenium<br>± | Strontium<br>± | Uranium<br>± | Zinc<br>± | Tin<br>± |
|----------------|-------------|----------------|-----------------|-------------|---------------|----------------|--------------|-----------|----------|
| assigned value | 0.05        | 0.18           | 0.06            | 0.04        | 0.05          | 5              | 0.03         | 0.9       | 0.02     |
| IFA result     | 0.5         | 2.4            | 0.5             | 0.2         | 0.26          | 47             | 0.26         | 4.1       | 0.11     |
| Stability test | 0.5         | 2.5            | 0.6             | 0.2         | 0.32          | 45             | 0.29         | 4.4       | 0.11     |
| AA             | 0.72        | 2.35           | 2.46            | 0.79        | 0.35          |                | 0.27         | 4.51      |          |
| AB             | 0.31        | 4.3            | 0.78            | 0.28        | 0.14          | 45             | 0.29         | 1.5       | 0.13     |
| AC             |             |                |                 |             |               |                |              |           |          |
| AD             | 1.53        | 10.9           | 1.75            | 2.58        | 0.74          | 145            | 0.82         | 6.33      |          |
| AE             |             |                |                 |             |               |                |              |           |          |
| AF             | 0.429       | 1.84           |                 | 0.351       | 0.148         | 30.6           | 0.241        | 1.128     |          |
| AG             |             |                |                 |             |               | 78.8           |              |           |          |
| AH             | 1.4         | 5.6            | 0.96            | 1.3         | 0.56          | 140            | 0.58         | 5.7       | 0.27     |
| AI             | 1.32        | 7.46           | 1.28            | 1.09        |               | 103            | 0.61         | 5.74      |          |
| AJ             | 0.2         |                |                 |             |               |                |              |           |          |
| AK             | 0.0637      | 0.277          | 0.0781          | 0.105       | 0.0665        | 5.64           | 0.0612       | 0.473     |          |
| AL             | 0.04        | 0.078          | 0.064           | 0.08        |               | 1.23           |              | 0.042     | 0.03     |
| AM             | 0.328       | 1.50           | 0.371           | 0.286       | 0.108         | 21.204         | 0.148        | 1.40      | 0.063    |
| AN             | 1.90        | 10.9           | 1.18            | 1.48        | 0.37          | 142.9          | 0.70         | 7.3       | 0.34     |
| AO             |             |                |                 |             |               |                |              |           |          |

All data in µg/L

**z-Scores M179A**

|   | Aluminium | Antimony | Arsenic | Barium | Lead   | Cadmium | Chromium | Iron   |
|---|-----------|----------|---------|--------|--------|---------|----------|--------|
| A | 0.03      | -0.14    | 0.79    | -0.62  | 0.66   | 0.41    | -0.09    | -0.49  |
| B | 0.18      | -0.31    | -0.84   | 1.08   | 1.21   | -0.37   | -0.22    | -0.22  |
| C | 2.71      | 0.57     | 1.59    | -0.66  | 0.52   | 0.31    | 0.41     | -3.27  |
| D | 0.24      |          |         |        | 1.80   |         | 0.14     | -0.37  |
| E |           |          |         |        |        |         |          |        |
| F | 0.03      |          | 0.95    | -0.16  | 0.03   | 0.15    | -0.19    | 0.00   |
| G | -11.41    |          | 3.73    | -23.02 | -10.77 | -17.17  | -13.39   | -15.49 |
| H | 5.65      |          | 1.46    | -2.22  | -1.84  | -1.82   | -1.17    | -0.85  |
| I | 0.59      | 0.41     | 1.90    | 0.89   | 0.22   | 0.92    | 2.20     | 0.43   |
| J | 0.24      | -0.47    | -0.24   | -0.71  | 0.19   | -1.20   | -0.39    | 0.41   |
| K | 0.08      | 1.13     | 0.87    | 1.38   | -0.65  | 0.81    | -0.92    | -0.51  |
| L | -0.03     | 0.33     | 1.11    | 1.77   | -0.55  | 0.83    | 0.41     | 0.04   |
| M | 0.58      | -0.18    | -0.32   | 0.06   | -0.74  | -0.88   | 0.27     | -0.14  |
| N | -2.02     | -1.13    | -0.79   | -0.67  | -1.31  | 1.03    | 0.14     | -0.84  |
| O | 1.03      | 0.10     | 0.71    | 0.45   | 1.25   | 1.91    | -0.33    | -0.19  |
| P | 1.13      | 0.10     | 0.71    | -0.10  | 0.16   | 0.15    | 0.34     | -0.19  |
| Q | -8.35     | -6.31    | -9.73   | -15.52 | -11.92 | -8.24   | -11.90   | -5.74  |
| R | 0.13      |          | 1.43    | 0.06   | 1.28   | 0.24    | 0.67     | 0.66   |
| S | -0.36     |          | -0.24   | -2.18  | 0.08   | -2.23   | -2.19    | -1.72  |
| T | 0.13      | 0.90     | 0.24    | 0.50   | 0.08   | 1.40    | 0.21     | 0.51   |
| U | -13.32    |          | -15.13  |        | -15.37 |         |          | -15.61 |
| V | -1.10     | -1.58    | -0.08   | -2.31  | -0.57  | -1.38   | -0.92    | -1.30  |
| W | -1.02     | -0.51    | -0.95   | -0.20  | -2.07  | 3.66    | 1.20     | 0.27   |
| X | -0.47     | 0.72     | 0.24    | -1.15  | 0.03   | -0.07   | -1.92    | -0.27  |
| Y | 0.21      |          | -0.95   | -0.55  | 1.28   | 1.34    | -1.99    | -0.74  |
| Z | -0.55     |          | -0.48   | 0.12   | 0.08   | -0.26   | -0.46    | -0.99  |

**z-Scores M179A**

|    | Aluminium | Antimony | Arsenic | Barium | Lead  | Cadmium | Chromium | Iron   |
|----|-----------|----------|---------|--------|-------|---------|----------|--------|
| AA | 0.00      | 1.37     | 1.11    | 0.50   | 0.05  | 0.20    | 1.20     | -0.64  |
| AB | -0.32     | -0.37    | -0.16   | 1.00   | 0.57  | -0.13   | 0.47     | 1.28   |
| AC | 0.08      | 1.13     | 6.11    | -0.99  | -1.47 | 2.78    | 18.29    | 202.59 |
| AD | -2.31     | 0.90     | -2.30   | 0.28   | -2.84 | -0.55   | -2.32    | 10.31  |
| AE |           |          |         |        |       |         |          | 0.33   |
| AF | -0.13     | -0.51    | -0.95   | 0.61   | 0.52  | -0.72   | -0.46    | -0.56  |
| AG |           |          |         | 0.17   |       |         |          |        |
| AH | -1.08     | 0.20     | -0.08   | -0.93  | 0.03  | -1.16   | -0.53    | -0.60  |
| AI | -0.85     | -0.70    | -1.35   | -0.38  | 0.08  | -0.28   | 0.21     | -0.11  |
| AJ |           |          |         |        |       |         |          | -1.96  |
| AK | -0.03     |          | 1.03    | 0.39   | 1.06  | 0.18    | -0.46    | -0.91  |
| AL | -1.29     |          | 11.50   | 0.53   | 4.06  | 1.80    | 0.94     | -0.58  |
| AM | 0.20      | -0.98    | -0.63   | -1.58  | 0.59  | -1.19   | -0.49    | -0.36  |
| AN | 0.92      | -1.09    | 1.35    | 0.50   | 0.22  | -0.53   | 0.27     | 0.35   |
| AO | 1.46      |          |         |        |       |         |          |        |

**z-Scores M179A**

|   | Copper | Manganese | Molybdenum | Nickel | Selenium | Strontium | Uranium | Zinc   | Tin   |
|---|--------|-----------|------------|--------|----------|-----------|---------|--------|-------|
| A | 0.00   | 0.06      | -0.90      | -0.07  | 0.73     | -1.19     | -0.33   | 0.84   | -1.28 |
| B | -0.51  | 0.05      | -1.05      | -0.38  | -0.68    | 0.25      | -0.56   | 0.06   | -1.02 |
| C | -7.59  | -0.67     | -0.14      | 0.70   | 0.73     | -0.41     | 0.31    | -1.52  |       |
| D |        | 0.05      |            |        |          |           |         | 0.28   |       |
| E |        |           |            |        |          |           |         |        |       |
| F | 0.08   | -0.11     | 0.21       | 0.23   |          | 0.67      | -0.44   | 1.11   | -0.77 |
| G | -5.86  | -19.56    | -10.73     | 90.33  |          |           |         | -14.02 | 6.53  |
| H | -2.32  | -0.97     |            | -1.66  |          | -0.11     | -3.61   | -1.08  |       |
| I | 0.59   | 0.67      | 1.91       | 0.93   | 1.47     | 5.53      |         | 0.14   |       |
| J | 0.08   | -0.63     | -0.85      | -0.31  |          |           | -0.40   | -0.28  | -0.51 |
| K | -1.68  | -0.60     | 0.35       | -0.78  |          | -0.10     | -0.53   | -0.28  |       |
| L | -1.26  | -0.39     | 0.85       | -0.93  | 4.80     | 1.33      | -0.97   | 0.00   | -3.19 |
| M | -2.02  | -0.07     | 0.42       | -1.40  | -0.15    | -0.36     | -0.84   | -0.14  | -0.90 |
| N | -1.68  | -0.77     | 1.20       | -8.01  | 2.79     | -0.82     |         | -4.48  | -0.90 |
| O | 1.43   | -0.25     |            | -0.08  | 0.62     |           | 0.09    | 0.42   |       |
| P | 0.59   | 0.39      | -0.14      | -0.08  | -0.93    | -0.06     | -0.44   | -0.14  | -1.28 |
| Q | -2.13  | -15.42    | -13.51     | 6.08   | -3.85    | -5.89     |         | 2.85   |       |
| R | -0.42  | 0.77      | -0.21      | -0.08  |          |           | 1.28    | -0.14  |       |
| S | 0.25   | -1.59     |            | -1.63  |          |           |         | -0.97  |       |
| T | -0.17  | 0.21      | 0.99       | -1.01  | 1.97     | 0.30      | -0.44   | 1.39   |       |
| U | -13.67 | -19.59    |            |        |          |           |         | -15.37 |       |
| V | -0.42  | -0.81     | -1.70      | -1.17  | -0.11    | -1.02     | -0.31   | -0.69  | -1.56 |
| W | -1.18  | -0.37     | 1.63       | -7.93  | 4.18     | -0.41     |         | -4.17  |       |
| X | 14.20  | -0.67     | -0.35      | -0.16  | 0.93     | -0.20     | -0.40   | -0.55  | 0.13  |
| Y | 0.42   | -0.74     | -0.14      | -0.23  |          | -0.97     | 0.40    | 0.14   | -0.51 |
| Z | -1.34  | -0.95     | -0.28      | -0.16  |          | -0.41     | -0.09   | -0.55  |       |

**z-Scores M179A**

|    | Copper | Manganese | Molybdenum | Nickel | Selenium | Strontium | Uranium | Zinc  | Tin   |
|----|--------|-----------|------------|--------|----------|-----------|---------|-------|-------|
| AA | 1.09   | -0.42     | 2.90       | -0.23  | 0.62     |           | -0.18   | 0.55  | 13.70 |
| AB | 0.76   | 0.70      | 3.96       | 0.08   | -0.40    | 1.02      | 0.09    | 0.14  | -1.15 |
| AC | 4.62   | -1.72     | 5.02       | 7.31   | 9.75     | -0.31     | -0.84   | 1.25  | 0.77  |
| AD | -1.51  | 1.05      | 1.77       | 30.71  | 4.64     | -0.92     | 0.44    | -2.91 |       |
| AE |        |           |            |        |          |           |         |       |       |
| AF |        | -0.53     |            | -0.31  |          | -0.32     | -1.11   | -0.49 |       |
| AG |        |           |            |        |          | -0.63     |         |       |       |
| AH | -2.69  | -0.28     | 0.28       | -1.40  | -1.32    | -0.36     | -1.11   | -0.42 | 1.02  |
| AI | -1.09  | -0.48     | -0.28      | -0.70  |          | -2.43     | -0.31   | -0.83 |       |
| AJ |        |           |            |        |          |           |         |       |       |
| AK | 1.01   | 0.00      | 0.35       | 0.78   |          | 0.56      | 0.44    | -0.55 |       |
| AL | 45.55  | 0.49      | 3.53       | -6.06  |          | 7.27      |         | 1.51  | -3.24 |
| AM | -0.60  | -0.41     | -1.63      | -0.51  | -1.38    | -1.48     | -1.03   | -0.43 | -2.07 |
| AN | 0.08   | 0.81      | -0.71      | 0.08   |          | -0.94     | -0.80   | 0.28  | -0.77 |
| AO |        | -0.43     | -1.10      | 0.02   |          |           |         | 0.91  |       |

**z-Scores M179B**

|   | Aluminium | Antimony | Arsenic | Barium | Lead   | Cadmium | Chromium | Iron   |
|---|-----------|----------|---------|--------|--------|---------|----------|--------|
| A | 0.08      | -0.30    | 0.85    | -0.63  | 0.45   | 1.30    | -0.05    | -0.38  |
| B | 0.22      | -0.40    | -0.93   | 1.35   | 0.81   | -0.27   | -0.07    | -0.21  |
| C | 2.81      | 0.57     | 1.58    | -0.99  | 0.30   | 0.20    | 0.84     | -0.44  |
| D | 0.15      |          |         |        | 1.56   |         | 0.40     | -0.38  |
| E |           |          |         |        |        |         |          |        |
| F | -0.08     | 0.03     |         | 0.38   | 0.04   | 0.60    | -0.54    | -0.13  |
| G | -11.94    |          | 63.34   | -23.04 | 0.08   | -10.70  | -15.70   | -15.14 |
| H | 10.27     |          | 1.14    | -2.72  | -2.82  | -3.12   | -0.78    | -0.70  |
| I | 1.39      | 0.57     | 4.10    | 2.52   | -0.21  | 3.26    | 3.83     | 3.11   |
| J | 0.47      | -0.58    |         | -0.74  | -0.13  | -0.20   | -0.34    | 0.42   |
| K | -0.22     | 0.41     | 0.21    | 0.89   | -1.43  | 1.26    | -0.30    | 0.66   |
| L | -0.45     | 0.26     | 1.05    | 1.75   | -0.80  | 1.00    | 0.54     | -0.07  |
| M | 2.31      | -0.43    | 0.02    | 0.63   | -1.39  | 0.27    | -0.20    | 1.89   |
| N | -1.34     | -0.12    | -1.05   | 1.40   | -0.13  | -0.40   | -0.84    | -0.81  |
| O | 1.48      | -0.73    | 1.68    | 0.63   | 0.21   | -0.07   | -0.50    | -0.07  |
| P | 0.86      | -0.73    | -0.42   | -0.14  | -0.21  | 0.60    | 0.50     | -0.32  |
| Q | -9.92     | -8.61    | -5.60   | -18.35 | -10.59 | 6.98    | 17.12    | -3.37  |
| R | 0.67      |          |         | -0.31  | 1.39   | 0.53    | 0.70     | 0.91   |
| S | -0.20     |          | -1.05   | -1.82  | -0.55  | -2.26   | -1.54    | -1.65  |
| T | 0.47      | 0.57     | 0.51    | 0.63   | -0.08  | 2.33    | 0.60     | 0.54   |
| U | -13.32    |          | -15.13  |        | -15.36 |         |          | -15.60 |
| V | -1.25     | -2.03    | -1.07   | -1.94  | -1.18  | -1.20   | -1.31    | -0.87  |
| W | -1.26     | -0.20    | -0.84   | -2.27  | -1.05  | -0.86   | -0.74    | -1.21  |
| X | -0.72     | -0.73    | -0.63   | -1.51  | -0.51  | 0.20    | -1.17    | -0.26  |
| Y | 0.22      | -0.35    |         | 0.72   | 0.97   | 0.47    | -0.57    | -1.42  |
| Z | 1.06      | 0.34     | -0.06   | -0.14  | -0.25  | 0.00    | -0.84    | -0.56  |

**z-Scores M179B**

|    | Aluminium | Antimony | Arsenic | Barium | Lead  | Cadmium | Chromium | Iron   |
|----|-----------|----------|---------|--------|-------|---------|----------|--------|
| AA | 1.09      | 0.18     | 2.34    | 0.63   | -0.38 | 3.52    | -0.64    | -0.38  |
| AB | -0.19     | -0.50    | -0.42   | 1.06   | 0.38  | -0.40   | 0.87     | 1.03   |
| AC | 1.42      | 1.02     | 7.58    | 0.29   | -0.38 | 5.78    | 18.96    | 611.33 |
| AD | -0.97     | 120.76   | -0.90   | 1.32   | -2.78 | 0.27    | -1.24    | 41.32  |
| AE |           |          |         |        |       |         |          |        |
| AF | -0.61     | -0.89    | -1.26   | 0.80   | -0.04 | -0.73   | -0.57    | -0.44  |
| AG |           |          |         | 0.12   |       |         |          |        |
| AH | -1.59     | -0.81    | 0.00    | -0.99  | -0.21 | -0.73   | -0.57    | -0.75  |
| AI | -0.28     | -0.89    | -3.79   | -0.62  | -0.25 | -0.73   | -0.30    | 0.36   |
| AJ |           |          |         |        |       |         |          | -0.87  |
| AK | -0.03     | -1.50    |         | -0.14  | 0.67  | 0.20    | -0.57    | -0.13  |
| AL | -2.58     |          | 44.82   | 0.55   | 2.11  | 6.38    | 0.50     | -0.56  |
| AM | 0.24      | -1.26    | -0.53   | -1.56  | 0.35  | -0.57   | -0.86    | -0.20  |
| AN | 1.00      | -1.34    | 1.64    | 0.89   | -0.25 | -0.53   | 0.40     | 0.54   |
| AO | 1.17      |          |         |        |       |         |          |        |

**z-Scores M179B**

|   | Copper | Manganese | Molybdenum | Nickel | Selenium | Strontium | Uranium | Zinc   | Tin   |
|---|--------|-----------|------------|--------|----------|-----------|---------|--------|-------|
| A | 0.01   | 0.18      | -0.79      | 0.04   | 0.46     | -1.11     | -0.36   | 1.06   | -0.86 |
| B | -0.22  | -0.02     | -0.73      | 0.14   | -0.76    | -0.03     | -0.70   | -0.05  | -0.62 |
| C | -1.51  | -1.23     | -0.63      | 0.50   | 0.33     | -0.38     | 0.30    | -0.26  |       |
| D | -0.85  | 0.02      |            | 2.33   |          |           |         | -0.16  |       |
| E |        |           |            |        |          |           |         |        |       |
| F | 0.43   | 0.00      | 0.33       | 0.17   | 0.28     | -0.17     | -0.12   | -0.16  | 0.16  |
| G | -12.31 | -19.54    | -14.79     | -0.53  |          |           |         | -15.22 | -3.62 |
| H | -0.23  | -0.81     |            | -1.25  |          | -0.83     | -4.50   | 0.91   |       |
| I | 1.55   | 4.29      | 2.94       | 2.38   | 2.11     | 5.52      |         | 1.10   |       |
| J | -0.66  | -0.61     | -0.76      | -0.30  | 0.00     |           | -0.54   | -0.37  | -0.39 |
| K | -1.12  | 0.05      | 0.38       | -0.42  | 0.17     | 0.25      | -0.78   | 0.00   |       |
| L | -1.26  | -1.12     | 0.86       | -0.86  | -1.78    | 0.97      | -1.02   | 0.00   | 4.41  |
| M | -1.08  | 1.99      | 0.63       | -0.75  | -0.44    | -0.08     | -0.84   | 0.42   | -0.63 |
| N | -1.32  | -1.38     | -0.68      | -1.99  | 1.72     | -0.38     |         | -1.88  | -0.08 |
| O | -0.15  | -0.20     |            | -0.39  | 0.44     |           | -0.60   | 1.20   |       |
| P | -0.35  | 0.31      | 0.08       | -0.11  | -0.11    | 0.13      | -0.48   | 0.26   | -0.71 |
| Q | -10.72 | -15.96    | -13.17     | -10.05 | -6.81    | -5.69     |         | -9.92  |       |
| R | -0.17  | 0.10      | 0.00       | -0.39  | 1.17     |           | 1.43    | 0.47   |       |
| S | -1.74  | -1.29     |            | -1.80  |          |           |         | -0.86  |       |
| T | 0.33   | 0.36      | 1.49       | -0.53  | 1.22     | 0.41      | -0.36   | 1.20   |       |
| U | -13.67 | -19.59    |            |        |          |           |         | -15.37 |       |
| V | -0.87  | -1.12     | -1.72      | -0.80  | -0.78    | -0.67     | -0.66   | -0.99  | -1.34 |
| W | -1.70  | -0.99     | -0.79      | -2.19  | 1.61     | 0.13      |         | -1.92  |       |
| X | -1.39  | -0.51     | -0.25      | -0.69  | -0.55    | -0.25     | -0.72   | -1.04  | -1.57 |
| Y | 0.06   | -0.66     | -0.30      | -0.33  | 0.44     | -0.93     | 0.42    | -0.31  | -0.24 |
| Z | -1.01  | -0.77     | -0.63      | -0.19  | -0.44    | -0.21     | -0.42   | 0.47   | -4.64 |

**z-Scores M179B**

|    | Copper | Manganese | Molybdenum | Nickel | Selenium | Strontium | Uranium | Zinc  | Tin   |
|----|--------|-----------|------------|--------|----------|-----------|---------|-------|-------|
| AA | -0.37  | -0.66     | 0.58       | 0.75   | 0.44     |           | -0.24   | -0.16 | -4.33 |
| AB | 0.00   | 0.71      | 1.01       | -0.17  | 0.11     | 0.84      | 0.12    | 0.63  | -0.79 |
| AC | 1.20   | -0.82     | 6.41       | 3.21   | 7.38     | -0.38     | 3.35    | 0.47  | 2.20  |
| AD | -1.88  | 2.76      | 1.42       | 12.91  | 4.72     | 0.55      | 0.96    | -2.19 |       |
| AE |        |           |            |        |          |           |         |       |       |
| AF | 0.14   | -0.82     |            | -0.64  | -0.83    | -0.39     | -1.55   | -0.68 |       |
| AG |        |           |            |        |          | 0.44      |         |       |       |
| AH | -0.66  | -0.36     | -0.23      | -1.05  | -1.33    | -0.21     | -1.19   | -0.47 | 0.31  |
| AI | -0.93  | -0.56     | -0.13      | -0.58  |          | -2.08     | -0.30   | -0.42 |       |
| AJ | -1.70  |           |            |        |          |           |         |       |       |
| AK | -0.12  | -0.26     | 0.35       | 0.19   | 0.50     | 1.05      | 0.12    | -0.94 |       |
| AL | 10.04  | 0.55      | -0.35      | -2.58  |          | 7.36      |         | 1.20  | -2.40 |
| AM | -0.53  | -0.20     | -1.58      | -0.69  | -1.24    | -1.47     | -1.19   | -0.52 | -1.77 |
| AN | 0.15   | 1.02      | -0.20      | 0.11   | 0.39     | -0.20     | -1.19   | 0.31  | -0.55 |
| AO |        | -0.56     | -1.06      | 0.01   |          |           |         | 0.36  |       |

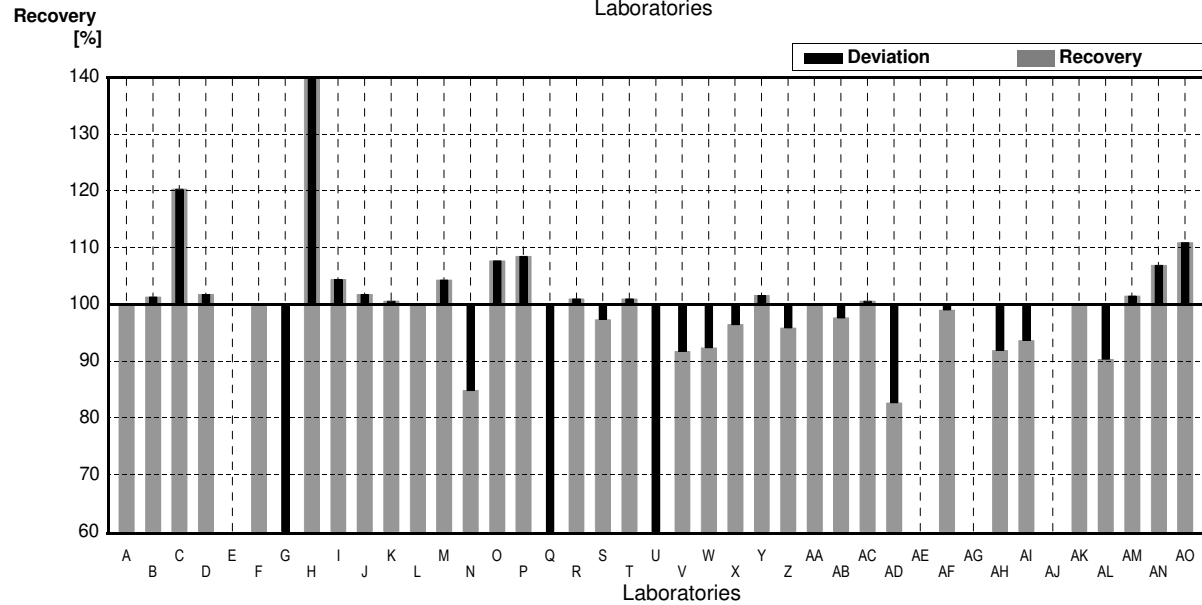
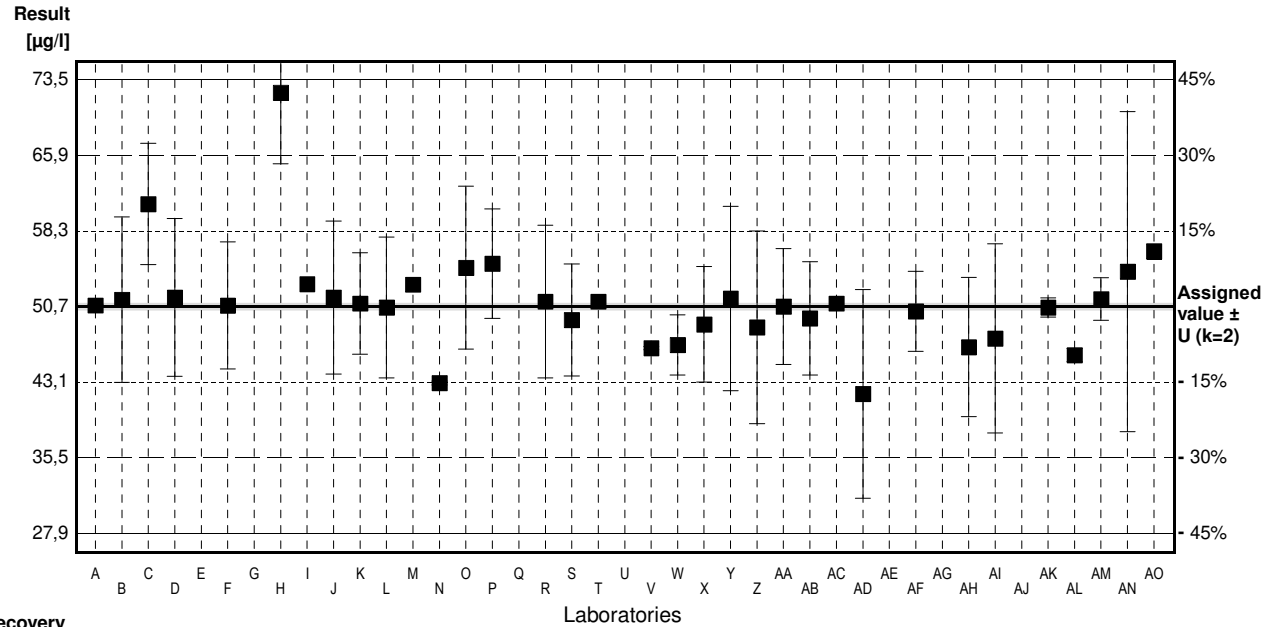
# Sample M179A

## Parameter Aluminium

Assigned value ± U (k=2) 50,7 µg/l ± 0,3 µg/l  
 IFA result ± U (k=2) 50,5 µg/l ± 1,7 µg/l  
 Stability test ± U (k=2) 49,9 µg/l ± 1,7 µg/l

| Lab Code | Result   | ±      | Unit | Recovery | z-Score |
|----------|----------|--------|------|----------|---------|
| A        | 50,8080  | 0,0510 | µg/l | 100%     | 0,03    |
| B        | 51,38    | 8,32   | µg/l | 101%     | 0,18    |
| C        | 61 *     | 6,1    | µg/l | 120%     | 2,71    |
| D        | 51,60    | 7,94   | µg/l | 102%     | 0,24    |
| E        |          |        | µg/l |          |         |
| F        | 50,8     | 6,4    | µg/l | 100%     | 0,03    |
| G        | 7,30 *   | 4,38   | µg/l | 14%      | -11,41  |
| H        | 72,189 * | 7,150  | µg/l | 142%     | 5,65    |
| I        | 52,95    |        | µg/l | 104%     | 0,59    |
| J        | 51,6     | 7,7    | µg/l | 102%     | 0,24    |
| K        | 51,0     | 5,1    | µg/l | 101%     | 0,08    |
| L        | 50,6     | 7,08   | µg/l | 100%     | -0,03   |
| M        | 52,9     |        | µg/l | 104%     | 0,58    |
| N        | 43,0     | 0,200  | µg/l | 85%      | -2,02   |
| O        | 54,6     | 8,2    | µg/l | 108%     | 1,03    |
| P        | 55       | 5,50   | µg/l | 108%     | 1,13    |
| Q        | 18,950 * |        | µg/l | 37%      | -8,35   |
| R        | 51,2     | 7,68   | µg/l | 101%     | 0,13    |
| S        | 49,34    | 5,64   | µg/l | 97%      | -0,36   |
| T        | 51,2     |        | µg/l | 101%     | 0,13    |
| U        | 0,0440 * | 0,50   | µg/l | 0%       | -13,32  |
| V        | 46,5     | 0,153  | µg/l | 92%      | -1,10   |
| W        | 46,83    | 3,02   | µg/l | 92%      | -1,02   |
| X        | 48,9     | 5,8    | µg/l | 96%      | -0,47   |
| Y        | 51,5     | 9,27   | µg/l | 102%     | 0,21    |
| Z        | 48,6     | 9,7    | µg/l | 96%      | -0,55   |
| AA       | 50,7     | 5,83   | µg/l | 100%     | 0,00    |
| AB       | 49,5     | 5,7    | µg/l | 98%      | -0,32   |
| AC       | 51       |        | µg/l | 101%     | 0,08    |
| AD       | 41,9     | 10,5   | µg/l | 83%      | -2,31   |
| AE       |          |        | µg/l |          |         |
| AF       | 50,2     | 4,02   | µg/l | 99%      | -0,13   |
| AG       |          |        | µg/l |          |         |
| AH       | 46,6     | 7      | µg/l | 92%      | -1,08   |
| AI       | 47,48    | 9,50   | µg/l | 94%      | -0,85   |
| AJ       |          |        | µg/l |          |         |
| AK       | 50,6     | 0,961  | µg/l | 100%     | -0,03   |
| AL       | 45,8     | 0,66   | µg/l | 90%      | -1,29   |
| AM       | 51,45    | 2,140  | µg/l | 101%     | 0,20    |
| AN       | 54,2     | 16,1   | µg/l | 107%     | 0,92    |
| AO       | 56,25    |        | µg/l | 111%     | 1,46    |

|                   | All results | Outliers excl. | Unit |
|-------------------|-------------|----------------|------|
| Mean ± CI(99%)    | 47,7 ± 5,8  | 50,2 ± 1,5     | µg/l |
| Recov. ± CI(99%)  | 94,1 ± 11,4 | 99,0 ± 3,1     | %    |
| SD between labs   | 12,9        | 3,2            | µg/l |
| RSD between labs  | 27,1        | 6,3            | %    |
| n for calculation | 37          | 32             |      |



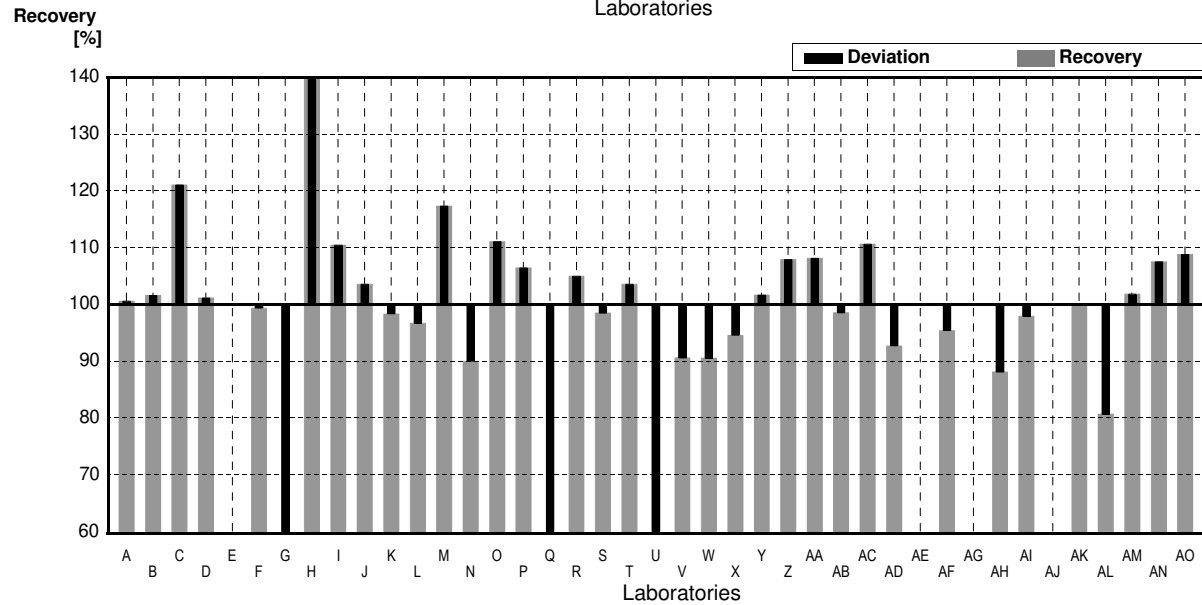
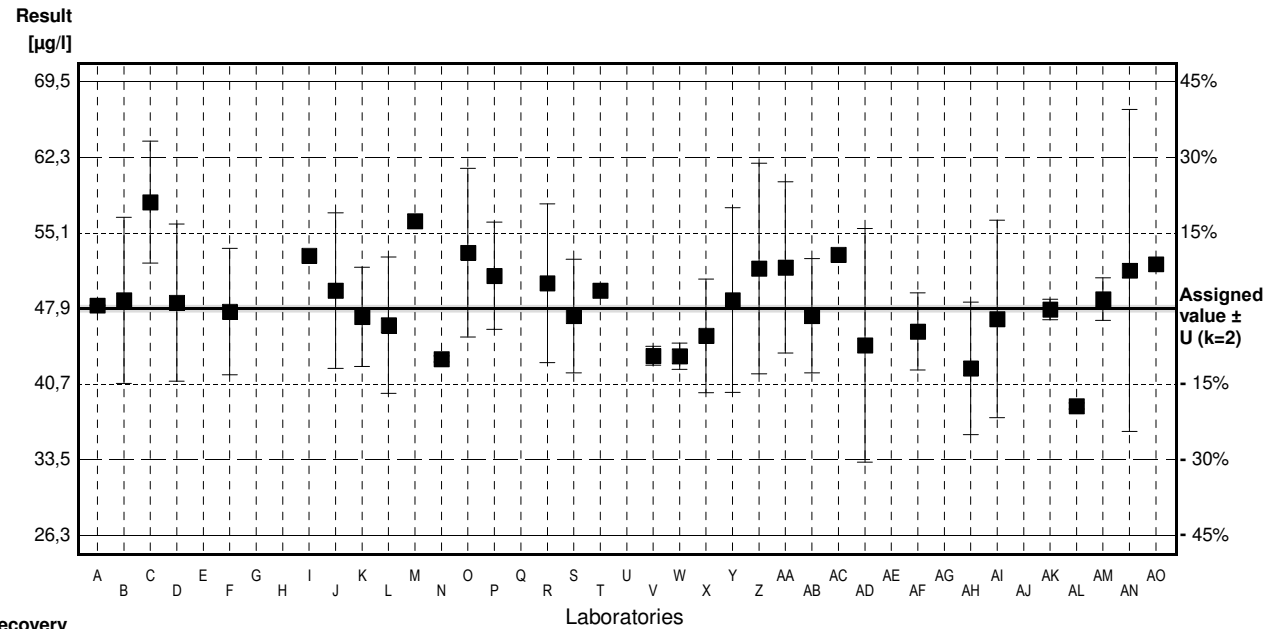
# Sample M179B

## Parameter Aluminium

Assigned value  $\pm U$  (k=2) 47,9  $\mu\text{g/l}$   $\pm$  0,3  $\mu\text{g/l}$   
 IFA result  $\pm U$  (k=2) 48,3  $\mu\text{g/l}$   $\pm$  1,6  $\mu\text{g/l}$   
 Stability test  $\pm U$  (k=2) 47,5  $\mu\text{g/l}$   $\pm$  1,6  $\mu\text{g/l}$

| Lab Code | Result   | $\pm$  | Unit            | Recovery | z-Score |
|----------|----------|--------|-----------------|----------|---------|
| A        | 48.1786  | 0.0484 | $\mu\text{g/l}$ | 101%     | 0.08    |
| B        | 48.68    | 7.89   | $\mu\text{g/l}$ | 102%     | 0.22    |
| C        | 58       | 5.8    | $\mu\text{g/l}$ | 121%     | 2.81    |
| D        | 48.45    | 7.46   | $\mu\text{g/l}$ | 101%     | 0.15    |
| E        |          |        | $\mu\text{g/l}$ |          |         |
| F        | 47.6     | 6.0    | $\mu\text{g/l}$ | 99%      | -0.08   |
| G        | 5.02 *   | 3.01   | $\mu\text{g/l}$ | 10%      | -11.94  |
| H        | 84.799 * | 7.344  | $\mu\text{g/l}$ | 177%     | 10.27   |
| I        | 52.9     |        | $\mu\text{g/l}$ | 110%     | 1.39    |
| J        | 49.6     | 7.4    | $\mu\text{g/l}$ | 104%     | 0.47    |
| K        | 47.1     | 4.71   | $\mu\text{g/l}$ | 98%      | -0.22   |
| L        | 46.3     | 6.48   | $\mu\text{g/l}$ | 97%      | -0.45   |
| M        | 56.2     |        | $\mu\text{g/l}$ | 117%     | 2.31    |
| N        | 43.1     | 0.300  | $\mu\text{g/l}$ | 90%      | -1.34   |
| O        | 53.2     | 8.0    | $\mu\text{g/l}$ | 111%     | 1.48    |
| P        | 51.0     | 5.10   | $\mu\text{g/l}$ | 106%     | 0.86    |
| Q        | 12.274 * |        | $\mu\text{g/l}$ | 26%      | -9.92   |
| R        | 50.3     | 7.54   | $\mu\text{g/l}$ | 105%     | 0.67    |
| S        | 47.18    | 5.39   | $\mu\text{g/l}$ | 98%      | -0.20   |
| T        | 49.6     |        | $\mu\text{g/l}$ | 104%     | 0.47    |
| U        | 0.0430 * | 0.50   | $\mu\text{g/l}$ | 0%       | -13.32  |
| V        | 43.4     | 0.907  | $\mu\text{g/l}$ | 91%      | -1.25   |
| W        | 43.36    | 1.24   | $\mu\text{g/l}$ | 91%      | -1.26   |
| X        | 45.3     | 5.4    | $\mu\text{g/l}$ | 95%      | -0.72   |
| Y        | 48.7     | 8.77   | $\mu\text{g/l}$ | 102%     | 0.22    |
| Z        | 51.7     | 10     | $\mu\text{g/l}$ | 108%     | 1.06    |
| AA       | 51.8     | 8.14   | $\mu\text{g/l}$ | 108%     | 1.09    |
| AB       | 47.2     | 5.42   | $\mu\text{g/l}$ | 99%      | -0.19   |
| AC       | 53       |        | $\mu\text{g/l}$ | 111%     | 1.42    |
| AD       | 44.4     | 11.1   | $\mu\text{g/l}$ | 93%      | -0.97   |
| AE       |          |        | $\mu\text{g/l}$ |          |         |
| AF       | 45.7     | 3.66   | $\mu\text{g/l}$ | 95%      | -0.61   |
| AG       |          |        | $\mu\text{g/l}$ |          |         |
| AH       | 42.2     | 6.3    | $\mu\text{g/l}$ | 88%      | -1.59   |
| AI       | 46.9     | 9.39   | $\mu\text{g/l}$ | 98%      | -0.28   |
| AJ       |          |        | $\mu\text{g/l}$ |          |         |
| AK       | 47.8     | 0.965  | $\mu\text{g/l}$ | 100%     | -0.03   |
| AL       | 38.63    | 0.29   | $\mu\text{g/l}$ | 81%      | -2.58   |
| AM       | 48.78    | 2.029  | $\mu\text{g/l}$ | 102%     | 0.24    |
| AN       | 51.5     | 15.3   | $\mu\text{g/l}$ | 108%     | 1.00    |
| AO       | 52.11    |        | $\mu\text{g/l}$ | 109%     | 1.17    |

|                      | All results     | Outliers excl.  | Unit            |
|----------------------|-----------------|-----------------|-----------------|
| Mean $\pm$ CI(99%)   | 46,0 $\pm$ 6,3  | 48,5 $\pm$ 1,9  | $\mu\text{g/l}$ |
| Recov. $\pm$ CI(99%) | 96,0 $\pm$ 13,2 | 101,2 $\pm$ 4,1 | %               |
| SD between labs      | 14,1            | 4,1             | $\mu\text{g/l}$ |
| RSD between labs     | 30,7            | 8,4             | %               |
| n for calculation    | 37              | 33              |                 |



# Sample M179A

## Parameter Antimony

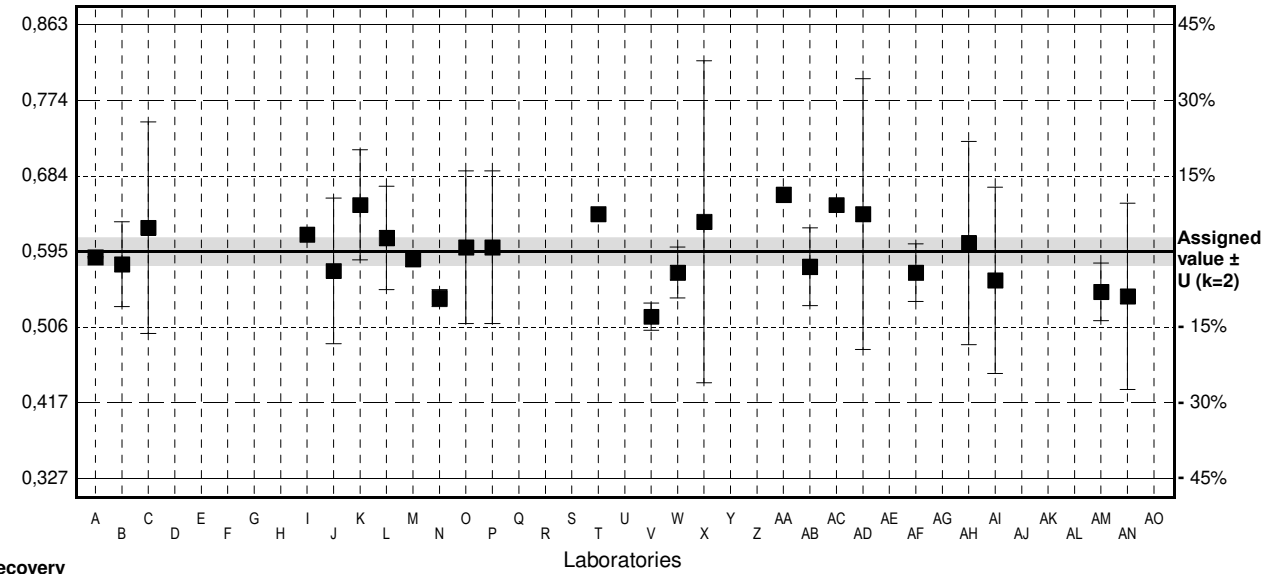
\* Assigned value  $\pm U$  (k=2) 0,595  $\mu\text{g/l}$   $\pm$  0,016  $\mu\text{g/l}$   
 IFA result  $\pm U$  (k=2) 0,57  $\mu\text{g/l}$   $\pm$  0,05  $\mu\text{g/l}$   
 Stability test  $\pm U$  (k=2) 0,60  $\mu\text{g/l}$   $\pm$  0,06  $\mu\text{g/l}$

| Lab Code | Result | $\pm$  | Unit            | Recovery | z-Score |
|----------|--------|--------|-----------------|----------|---------|
| A        | 0.5880 | 0.0006 | $\mu\text{g/l}$ | 99%      | -0.14   |
| B        | 0.580  | 0.05   | $\mu\text{g/l}$ | 97%      | -0.31   |
| C        | 0.623  | 0.125  | $\mu\text{g/l}$ | 105%     | 0.57    |
| D        |        |        | $\mu\text{g/l}$ |          |         |
| E        |        |        | $\mu\text{g/l}$ |          |         |
| F        | <1.0   |        | $\mu\text{g/l}$ | *        |         |
| G        |        |        | $\mu\text{g/l}$ |          |         |
| H        |        |        | $\mu\text{g/l}$ |          |         |
| I        | 0.615  |        | $\mu\text{g/l}$ | 103%     | 0.41    |
| J        | 0.572  | 0.086  | $\mu\text{g/l}$ | 96%      | -0.47   |
| K        | 0.65   | 0.065  | $\mu\text{g/l}$ | 109%     | 1.13    |
| L        | 0.611  | 0.0611 | $\mu\text{g/l}$ | 103%     | 0.33    |
| M        | 0.586  |        | $\mu\text{g/l}$ | 98%      | -0.18   |
| N        | 0.54   | 0.010  | $\mu\text{g/l}$ | 91%      | -1.13   |
| O        | 0.60   | 0.09   | $\mu\text{g/l}$ | 101%     | 0.10    |
| P        | 0.60   | 0.090  | $\mu\text{g/l}$ | 101%     | 0.10    |
| Q        | 0.287  | *      | $\mu\text{g/l}$ | 48%      | -6.31   |
| R        | <2     |        | $\mu\text{g/l}$ | *        |         |
| S        |        |        | $\mu\text{g/l}$ |          |         |
| T        | 0.639  |        | $\mu\text{g/l}$ | 107%     | 0.90    |
| U        |        |        | $\mu\text{g/l}$ |          |         |
| V        | 0.518  | 0.016  | $\mu\text{g/l}$ | 87%      | -1.58   |
| W        | 0.57   | 0.03   | $\mu\text{g/l}$ | 96%      | -0.51   |
| X        | 0.63   | 0.19   | $\mu\text{g/l}$ | 106%     | 0.72    |
| Y        | <1     |        | $\mu\text{g/l}$ | *        |         |
| Z        | <1.0   |        | $\mu\text{g/l}$ | *        |         |
| AA       | 0.662  |        | $\mu\text{g/l}$ | 111%     | 1.37    |
| AB       | 0.577  | 0.046  | $\mu\text{g/l}$ | 97%      | -0.37   |
| AC       | 0.65   |        | $\mu\text{g/l}$ | 109%     | 1.13    |
| AD       | 0.639  | 0.16   | $\mu\text{g/l}$ | 107%     | 0.90    |
| AE       |        |        | $\mu\text{g/l}$ |          |         |
| AF       | 0.57   | 0.034  | $\mu\text{g/l}$ | 96%      | -0.51   |
| AG       |        |        | $\mu\text{g/l}$ |          |         |
| AH       | 0.605  | 0.12   | $\mu\text{g/l}$ | 102%     | 0.20    |
| AI       | 0.561  | 0.11   | $\mu\text{g/l}$ | 94%      | -0.70   |
| AJ       |        |        | $\mu\text{g/l}$ |          |         |
| AK       | <1.00  |        | $\mu\text{g/l}$ | *        |         |
| AL       |        |        | $\mu\text{g/l}$ |          |         |
| AM       | 0.5473 | 0.034  | $\mu\text{g/l}$ | 92%      | -0.98   |
| AN       | 0.542  | 0.11   | $\mu\text{g/l}$ | 91%      | -1.09   |
| AO       |        |        | $\mu\text{g/l}$ |          |         |

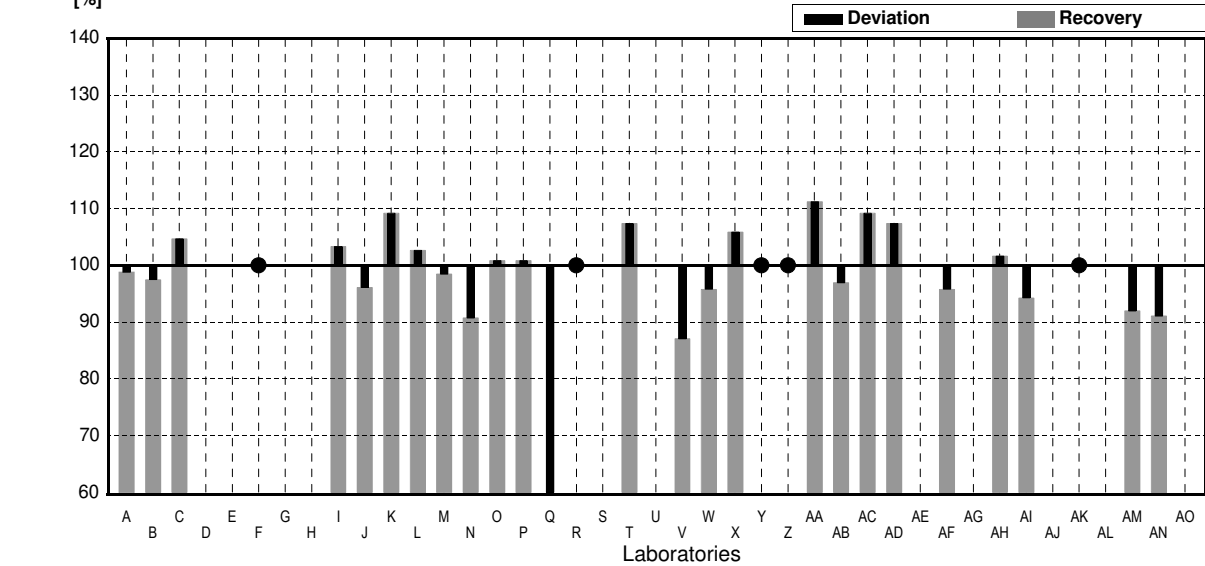
\* assigned value = mean value (outliers excluded)

|                      | All results       | Outliers excl.    | Unit            |
|----------------------|-------------------|-------------------|-----------------|
| Mean $\pm$ CI(99%)   | 0,582 $\pm$ 0,041 | 0,595 $\pm$ 0,022 | $\mu\text{g/l}$ |
| Recov. $\pm$ CI(99%) | 97,9 $\pm$ 6,8    | 100,0 $\pm$ 3,8   | %               |
| SD between labs      | 0,072             | 0,039             | $\mu\text{g/l}$ |
| RSD between labs     | 12,4              | 6,5               | %               |
| n for calculation    | 25                | 24                |                 |

Result  
[ $\mu\text{g/l}$ ]



Recovery  
[%]



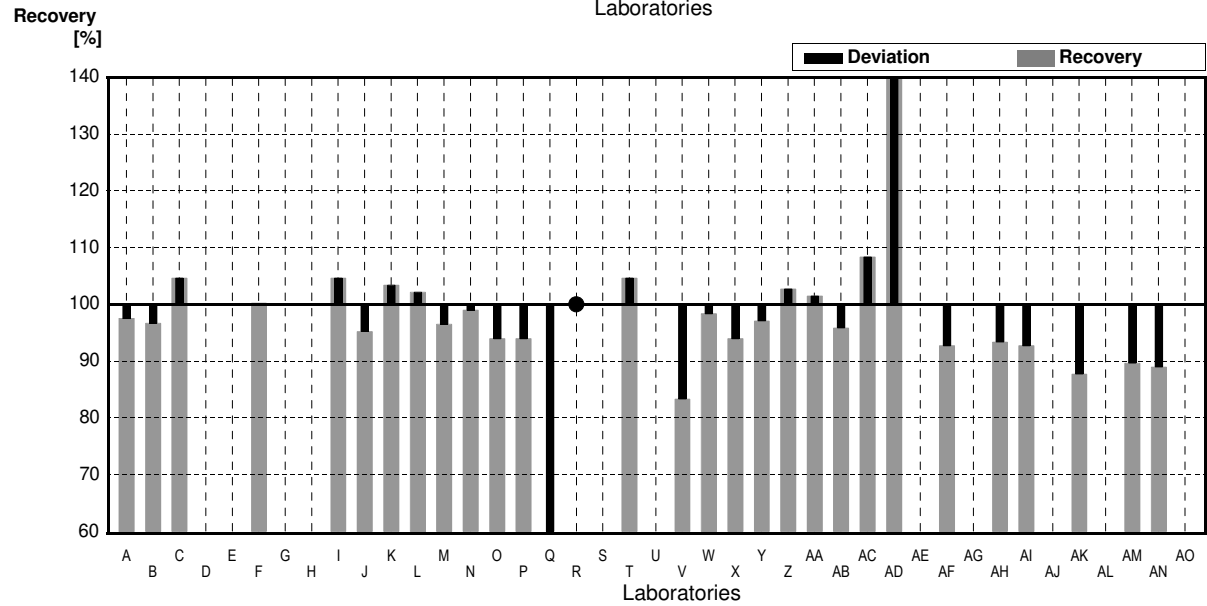
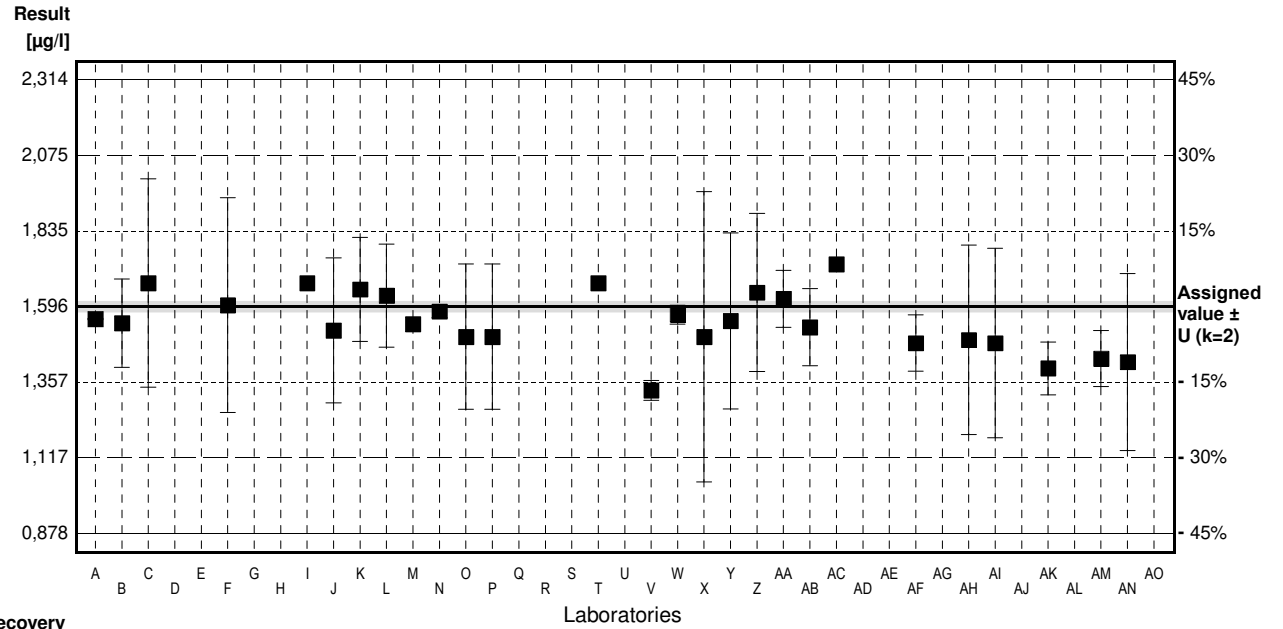
# Sample M179B

## Parameter Antimony

Assigned value ± U (k=2) 1,596 µg/l ± 0,017 µg/l  
 IFA result ± U (k=2) 1,44 µg/l ± 0,12 µg/l  
 Stability test ± U (k=2) 1,53 µg/l ± 0,13 µg/l

| Lab Code | Result  | ±      | Unit | Recovery | z-Score |
|----------|---------|--------|------|----------|---------|
| A        | 1,5562  | 0,0017 | µg/l | 98%      | -0,30   |
| B        | 1,543   | 0,14   | µg/l | 97%      | -0,40   |
| C        | 1,67    | 0,33   | µg/l | 105%     | 0,57    |
| D        |         |        | µg/l |          |         |
| E        |         |        | µg/l |          |         |
| F        | 1,60    | 0,34   | µg/l | 100%     | 0,03    |
| G        |         |        | µg/l |          |         |
| H        |         |        | µg/l |          |         |
| I        | 1,67    |        | µg/l | 105%     | 0,57    |
| J        | 1,52    | 0,23   | µg/l | 95%      | -0,58   |
| K        | 1,65    | 0,165  | µg/l | 103%     | 0,41    |
| L        | 1,63    | 0,163  | µg/l | 102%     | 0,26    |
| M        | 1,54    |        | µg/l | 96%      | -0,43   |
| N        | 1,58    | 0,020  | µg/l | 99%      | -0,12   |
| O        | 1,50    | 0,23   | µg/l | 94%      | -0,73   |
| P        | 1,50    | 0,23   | µg/l | 94%      | -0,73   |
| Q        | 0,469 * |        | µg/l | 29%      | -8,61   |
| R        | <2      |        | µg/l | *        |         |
| S        |         |        | µg/l |          |         |
| T        | 1,67    |        | µg/l | 105%     | 0,57    |
| U        |         |        | µg/l |          |         |
| V        | 1,33    | 0,031  | µg/l | 83%      | -2,03   |
| W        | 1,57    | 0,03   | µg/l | 98%      | -0,20   |
| X        | 1,50    | 0,46   | µg/l | 94%      | -0,73   |
| Y        | 1,55    | 0,279  | µg/l | 97%      | -0,35   |
| Z        | 1,64    | 0,25   | µg/l | 103%     | 0,34    |
| AA       | 1,62    | 0,09   | µg/l | 102%     | 0,18    |
| AB       | 1,53    | 0,122  | µg/l | 96%      | -0,50   |
| AC       | 1,73    |        | µg/l | 108%     | 1,02    |
| AD       | 17,4 *  | 4,35   | µg/l | 1090%    | 120,76  |
| AE       |         |        | µg/l |          |         |
| AF       | 1,48    | 0,089  | µg/l | 93%      | -0,89   |
| AG       |         |        | µg/l |          |         |
| AH       | 1,49    | 0,3    | µg/l | 93%      | -0,81   |
| AI       | 1,48    | 0,30   | µg/l | 93%      | -0,89   |
| AJ       |         |        | µg/l |          |         |
| AK       | 1,40    | 0,0835 | µg/l | 88%      | -1,50   |
| AL       |         |        | µg/l |          |         |
| AM       | 1,431   | 0,089  | µg/l | 90%      | -1,26   |
| AN       | 1,42    | 0,28   | µg/l | 89%      | -1,34   |
| AO       |         |        | µg/l |          |         |

|                   | All results   | Outliers excl. | Unit |
|-------------------|---------------|----------------|------|
| Mean ± CI(99%)    | 2,058 ± 1,517 | 1,548 ± 0,051  | µg/l |
| Recov. ± CI(99%)  | 128,9 ± 95,0  | 97,0 ± 3,2     | %    |
| SD between labs   | 2,959         | 0,095          | µg/l |
| RSD between labs  | 143,8         | 6,1            | %    |
| n for calculation | 29            | 27             |      |



# Sample M179A

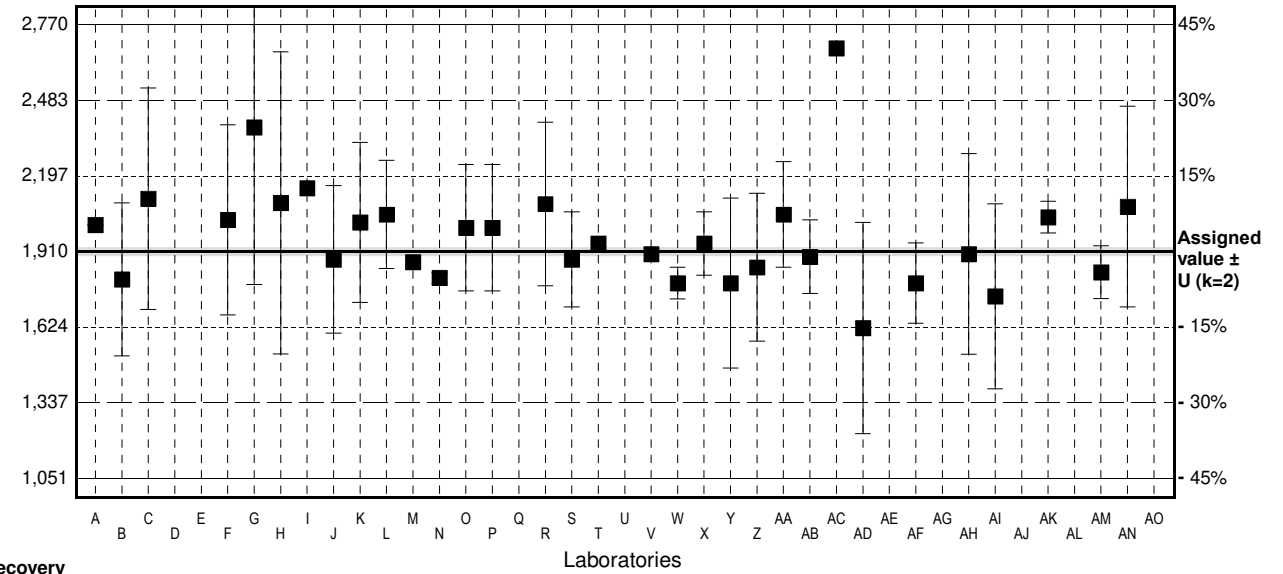
## Parameter Arsenic

Assigned value ± U (k=2) 1,910 µg/l ± 0,015 µg/l  
 IFA result ± U (k=2) 1,92 µg/l ± 0,19 µg/l  
 Stability test ± U (k=2) 1,90 µg/l ± 0,17 µg/l

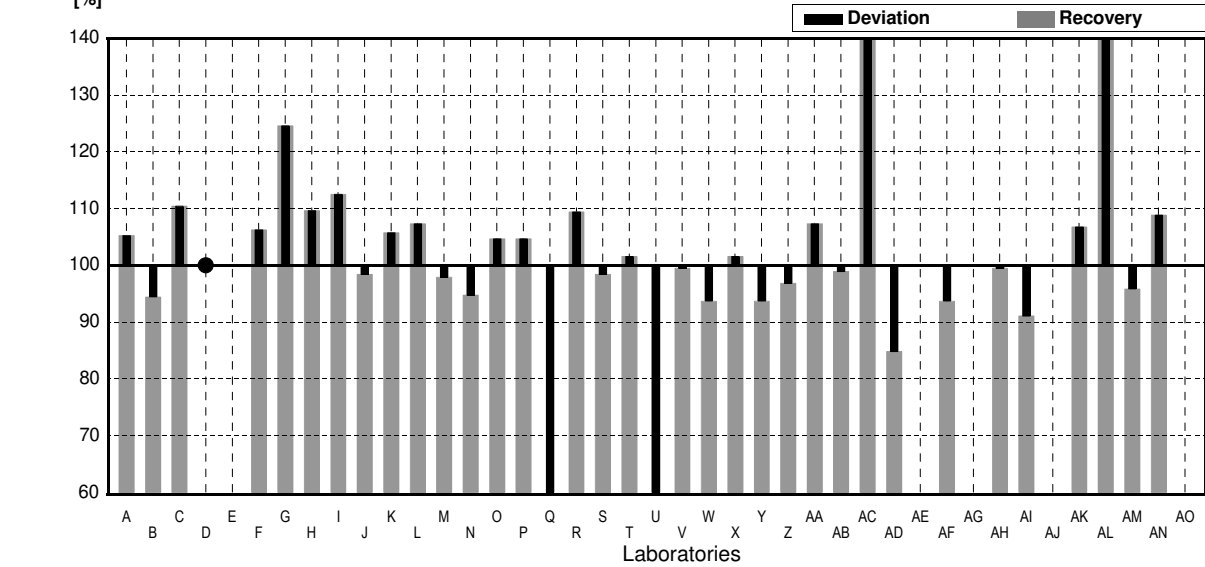
| Lab Code | Result  | ±      | Unit | Recovery | z-Score |
|----------|---------|--------|------|----------|---------|
| A        | 2,0101  | 0,0029 | µg/l | 105%     | 0,79    |
| B        | 1,804   | 0,29   | µg/l | 94%      | -0,84   |
| C        | 2,11    | 0,42   | µg/l | 110%     | 1,59    |
| D        | <5      |        | µg/l | *        |         |
| E        |         |        | µg/l |          |         |
| F        | 2,03    | 0,36   | µg/l | 106%     | 0,95    |
| G        | 2,38    | 0,595  | µg/l | 125%     | 3,73    |
| H        | 2,094   | 0,573  | µg/l | 110%     | 1,46    |
| I        | 2,15    |        | µg/l | 113%     | 1,90    |
| J        | 1,88    | 0,28   | µg/l | 98%      | -0,24   |
| K        | 2,02    | 0,303  | µg/l | 106%     | 0,87    |
| L        | 2,05    | 0,205  | µg/l | 107%     | 1,11    |
| M        | 1,87    |        | µg/l | 98%      | -0,32   |
| N        | 1,81    | 0,020  | µg/l | 95%      | -0,79   |
| O        | 2,00    | 0,24   | µg/l | 105%     | 0,71    |
| P        | 2,00    | 0,24   | µg/l | 105%     | 0,71    |
| Q        | 0,683   | *      | µg/l | 36%      | -9,73   |
| R        | 2,09    | 0,31   | µg/l | 109%     | 1,43    |
| S        | 1,88    | 0,18   | µg/l | 98%      | -0,24   |
| T        | 1,94    |        | µg/l | 102%     | 0,24    |
| U        | 0,00300 | *      | µg/l | 0%       | -15,13  |
| V        | 1,90    | 0,023  | µg/l | 99%      | -0,08   |
| W        | 1,79    | 0,06   | µg/l | 94%      | -0,95   |
| X        | 1,94    | 0,12   | µg/l | 102%     | 0,24    |
| Y        | 1,79    | 0,322  | µg/l | 94%      | -0,95   |
| Z        | 1,85    | 0,28   | µg/l | 97%      | -0,48   |
| AA       | 2,05    | 0,20   | µg/l | 107%     | 1,11    |
| AB       | 1,89    | 0,14   | µg/l | 99%      | -0,16   |
| AC       | 2,68    | *      | µg/l | 140%     | 6,11    |
| AD       | 1,62    | 0,4    | µg/l | 85%      | -2,30   |
| AE       |         |        | µg/l |          |         |
| AF       | 1,79    | 0,152  | µg/l | 94%      | -0,95   |
| AG       |         |        | µg/l |          |         |
| AH       | 1,90    | 0,38   | µg/l | 99%      | -0,08   |
| AI       | 1,74    | 0,35   | µg/l | 91%      | -1,35   |
| AJ       |         |        | µg/l |          |         |
| AK       | 2,04    | 0,0604 | µg/l | 107%     | 1,03    |
| AL       | 3,36    | *      | µg/l | 176%     | 11,50   |
| AM       | 1,831   | 0,100  | µg/l | 96%      | -0,63   |
| AN       | 2,08    | 0,38   | µg/l | 109%     | 1,35    |
| AO       |         |        | µg/l |          |         |

|                   | All results   | Outliers excl. | Unit |
|-------------------|---------------|----------------|------|
| Mean ± CI(99%)    | 1,916 ± 0,231 | 1,946 ± 0,074  | µg/l |
| Recov. ± CI(99%)  | 100,3 ± 12,1  | 101,9 ± 3,9    | %    |
| SD between labs   | 0,502         | 0,150          | µg/l |
| RSD between labs  | 26,2          | 7,7            | %    |
| n for calculation | 35            | 31             |      |

Result [µg/l]



Recovery [%]



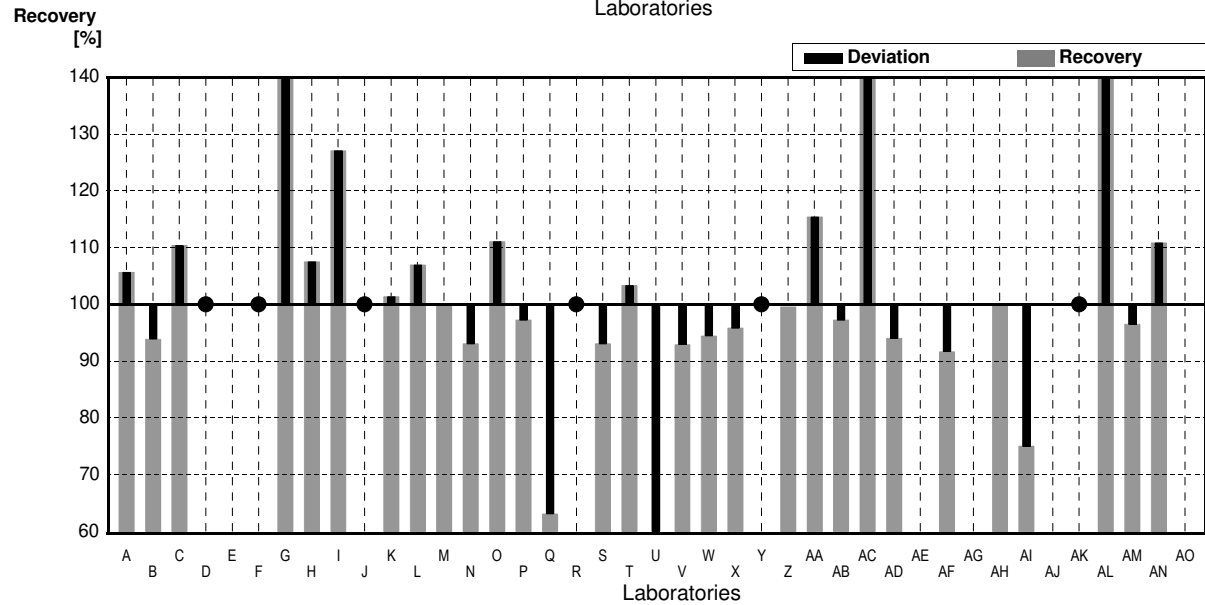
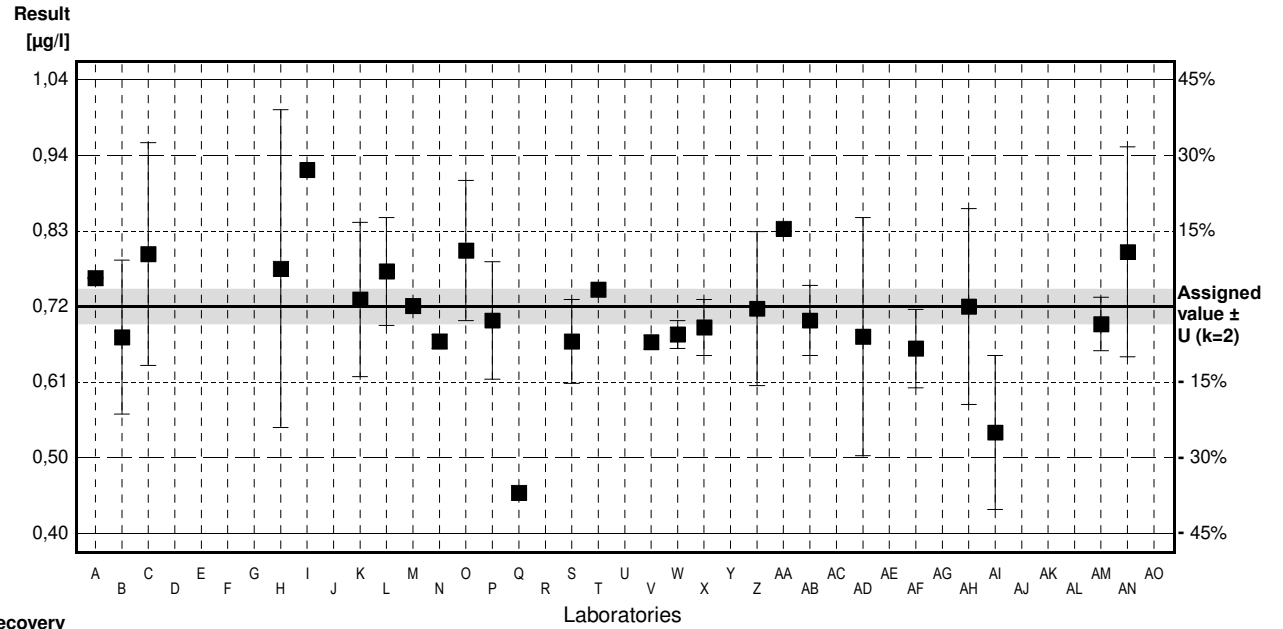
# Sample M179B

## Parameter Arsenic

Assigned value ± U (k=2) 0,72 µg/l ± 0,02 µg/l  
 IFA result ± U (k=2) 0,67 µg/l ± 0,06 µg/l  
 Stability test ± U (k=2) 0,68 µg/l ± 0,06 µg/l

| Lab Code | Result  | ±      | Unit | Recovery | z-Score |
|----------|---------|--------|------|----------|---------|
| A        | 0.7606  | 0.0011 | µg/l | 106%     | 0.85    |
| B        | 0.676   | 0.11   | µg/l | 94%      | -0.93   |
| C        | 0.795   | 0.159  | µg/l | 110%     | 1.58    |
| D        | <5      |        | µg/l | *        |         |
| E        |         |        | µg/l |          |         |
| F        | <1.0    |        | µg/l | *        |         |
| G        | 3.73    | 0.93   | µg/l | 518%     | 63.34   |
| H        | 0.774   | 0.227  | µg/l | 108%     | 1.14    |
| I        | 0.915   |        | µg/l | 127%     | 4.10    |
| J        | <1      |        | µg/l | *        |         |
| K        | 0.73    | 0.11   | µg/l | 101%     | 0.21    |
| L        | 0.770   | 0.0770 | µg/l | 107%     | 1.05    |
| M        | 0.721   |        | µg/l | 100%     | 0.02    |
| N        | 0.67    | 0.010  | µg/l | 93%      | -1.05   |
| O        | 0.80    | 0.10   | µg/l | 111%     | 1.68    |
| P        | 0.70    | 0.084  | µg/l | 97%      | -0.42   |
| Q        | 0.454   | *      | µg/l | 63%      | -5.60   |
| R        | <1      |        | µg/l | *        |         |
| S        | 0.67    | 0.06   | µg/l | 93%      | -1.05   |
| T        | 0.744   |        | µg/l | 103%     | 0.51    |
| U        | 0.00100 | *      | µg/l | 0%       | -15.13  |
| V        | 0.669   | 0.010  | µg/l | 93%      | -1.07   |
| W        | 0.68    | 0.02   | µg/l | 94%      | -0.84   |
| X        | 0.69    | 0.04   | µg/l | 96%      | -0.63   |
| Y        | <1      |        | µg/l | *        |         |
| Z        | 0.717   | 0.11   | µg/l | 100%     | -0.06   |
| AA       | 0.831   |        | µg/l | 115%     | 2.34    |
| AB       | 0.70    | 0.05   | µg/l | 97%      | -0.42   |
| AC       | 1.08    | *      | µg/l | 150%     | 7.58    |
| AD       | 0.677   | 0.17   | µg/l | 94%      | -0.90   |
| AE       |         |        | µg/l |          |         |
| AF       | 0.66    | 0.056  | µg/l | 92%      | -1.26   |
| AG       |         |        | µg/l |          |         |
| AH       | 0.72    | 0.14   | µg/l | 100%     | 0.00    |
| AI       | 0.54    | 0.11   | µg/l | 75%      | -3.79   |
| AJ       |         |        | µg/l |          |         |
| AK       | <1.00   |        | µg/l | *        |         |
| AL       | 2.85    | 0.24   | µg/l | 396%     | 44.82   |
| AM       | 0.6948  | 0.038  | µg/l | 97%      | -0.53   |
| AN       | 0.798   | 0.15   | µg/l | 111%     | 1.64    |
| AO       |         |        | µg/l |          |         |

|                   | All results  | Outliers excl. | Unit |
|-------------------|--------------|----------------|------|
| Mean ± CI(99%)    | 0,87 ± 0,35  | 0,72 ± 0,04    | µg/l |
| Recov. ± CI(99%)  | 121,4 ± 48,2 | 100,6 ± 5,7    | %    |
| SD between labs   | 0,69         | 0,07           | µg/l |
| RSD between labs  | 78,7         | 10,1           | %    |
| n for calculation | 30           | 25             |      |



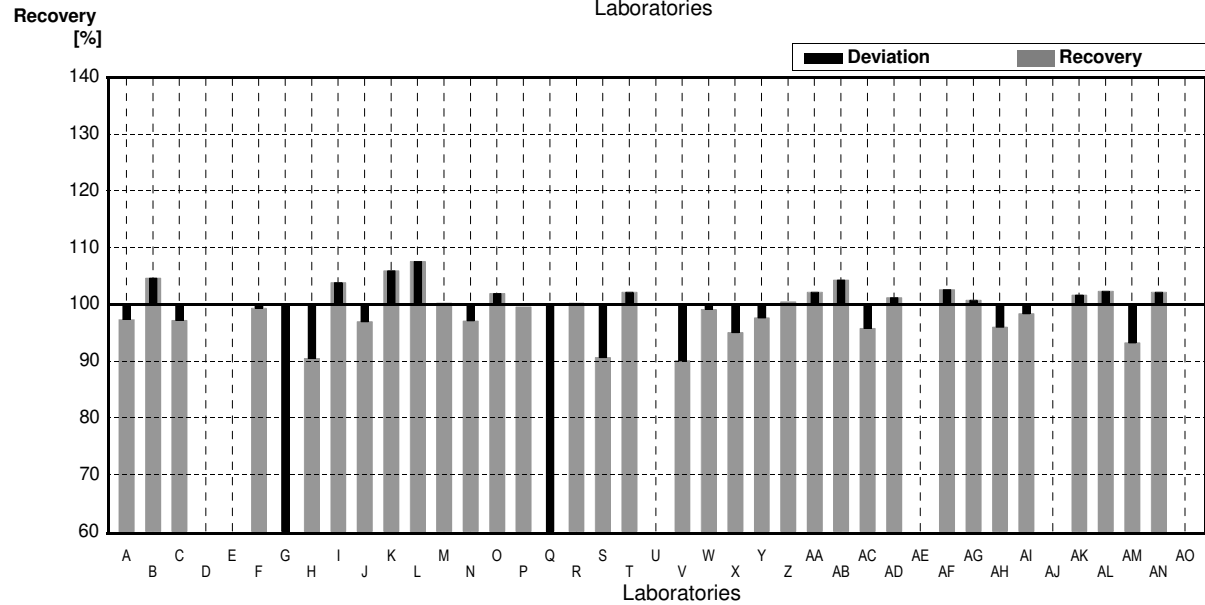
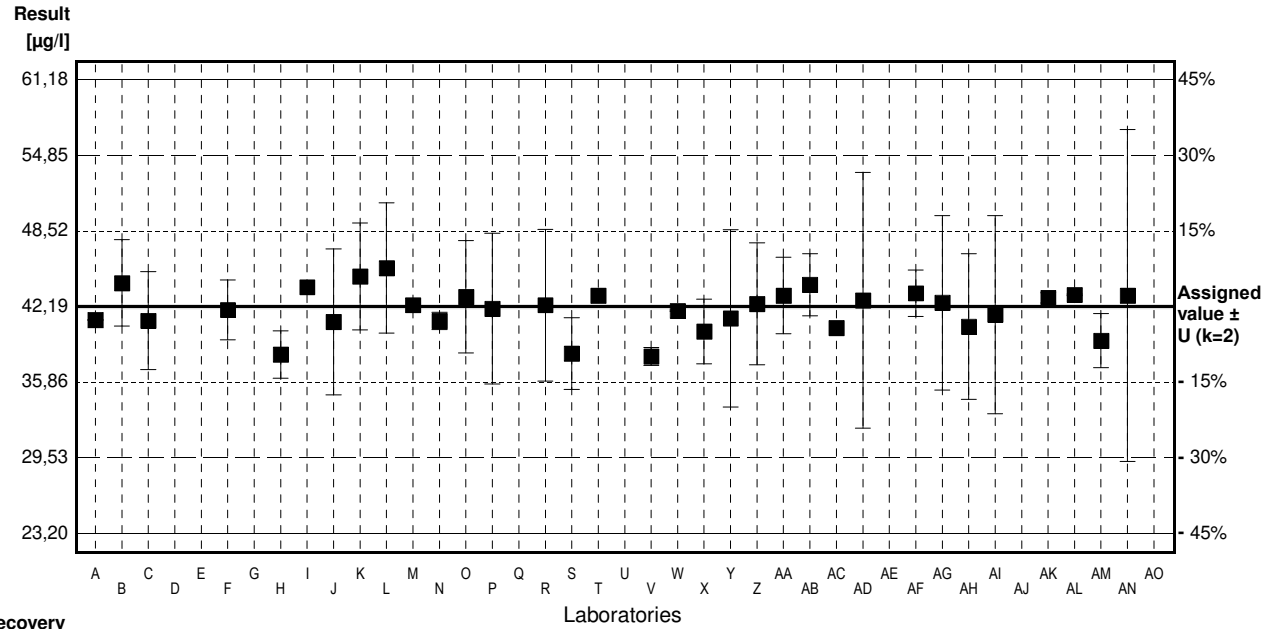
# Sample M179A

## Parameter Barium

Assigned value ± U (k=2) 42,19 µg/l ± 0,17 µg/l  
 IFA result ± U (k=2) 41,5 µg/l ± 1,1 µg/l  
 Stability test ± U (k=2) 43,4 µg/l ± 1,1 µg/l

| Lab Code | Result   | ±      | Unit | Recovery | z-Score |
|----------|----------|--------|------|----------|---------|
| A        | 41.0637  | 0.0335 | µg/l | 97%      | -0.62   |
| B        | 44.15    | 3.62   | µg/l | 105%     | 1.08    |
| C        | 41.0     | 4.1    | µg/l | 97%      | -0.66   |
| D        |          |        | µg/l |          |         |
| E        |          |        | µg/l |          |         |
| F        | 41.9     | 2.5    | µg/l | 99%      | -0.16   |
| G        | 0.430 *  | 0.172  | µg/l | 1%       | -23.02  |
| H        | 38.162   | 1.992  | µg/l | 90%      | -2.22   |
| I        | 43.81    |        | µg/l | 104%     | 0.89    |
| J        | 40.9     | 6.1    | µg/l | 97%      | -0.71   |
| K        | 44.7     | 4.47   | µg/l | 106%     | 1.38    |
| L        | 45.4     | 5.45   | µg/l | 108%     | 1.77    |
| M        | 42.3     |        | µg/l | 100%     | 0.06    |
| N        | 40.97    | 0.73   | µg/l | 97%      | -0.67   |
| O        | 43.0     | 4.7    | µg/l | 102%     | 0.45    |
| P        | 42.0     | 6.30   | µg/l | 100%     | -0.10   |
| Q        | 14.033 * |        | µg/l | 33%      | -15.52  |
| R        | 42.3     | 6.35   | µg/l | 100%     | 0.06    |
| S        | 38.24    | 3.01   | µg/l | 91%      | -2.18   |
| T        | 43.1     |        | µg/l | 102%     | 0.50    |
| U        |          |        | µg/l |          |         |
| V        | 38.0     | 0.764  | µg/l | 90%      | -2.31   |
| W        | 41.82    | 0.05   | µg/l | 99%      | -0.20   |
| X        | 40.1     | 2.7    | µg/l | 95%      | -1.15   |
| Y        | 41.2     | 7.42   | µg/l | 98%      | -0.55   |
| Z        | 42.4     | 5.1    | µg/l | 100%     | 0.12    |
| AA       | 43.1     | 3.19   | µg/l | 102%     | 0.50    |
| AB       | 44.0     | 2.6    | µg/l | 104%     | 1.00    |
| AC       | 40.4     |        | µg/l | 96%      | -0.99   |
| AD       | 42.7     | 10.7   | µg/l | 101%     | 0.28    |
| AE       |          |        | µg/l |          |         |
| AF       | 43.3     | 1.95   | µg/l | 103%     | 0.61    |
| AG       | 42.5     | 7.3    | µg/l | 101%     | 0.17    |
| AH       | 40.5     | 6.1    | µg/l | 96%      | -0.93   |
| AI       | 41.5     | 8.29   | µg/l | 98%      | -0.38   |
| AJ       |          |        | µg/l |          |         |
| AK       | 42.9     | 0.431  | µg/l | 102%     | 0.39    |
| AL       | 43.16    | 0.08   | µg/l | 102%     | 0.53    |
| AM       | 39.33    | 2.265  | µg/l | 93%      | -1.58   |
| AN       | 43.1     | 13.9   | µg/l | 102%     | 0.50    |
| AO       |          |        | µg/l |          |         |

|                   | All results  | Outliers excl. | Unit |
|-------------------|--------------|----------------|------|
| Mean ± CI(99%)    | 39,93 ± 3,93 | 41,91 ± 0,87   | µg/l |
| Recov. ± CI(99%)  | 94,6 ± 9,3   | 99,3 ± 2,1     | %    |
| SD between labs   | 8,52         | 1,82           | µg/l |
| RSD between labs  | 21,3         | 4,3            | %    |
| n for calculation | 35           | 33             |      |



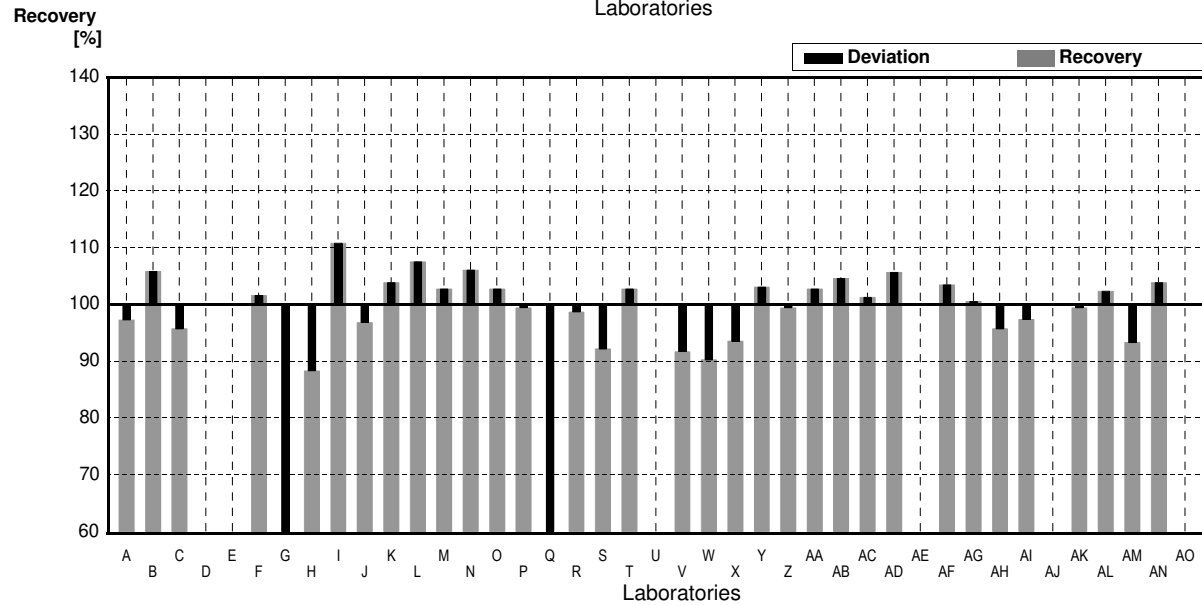
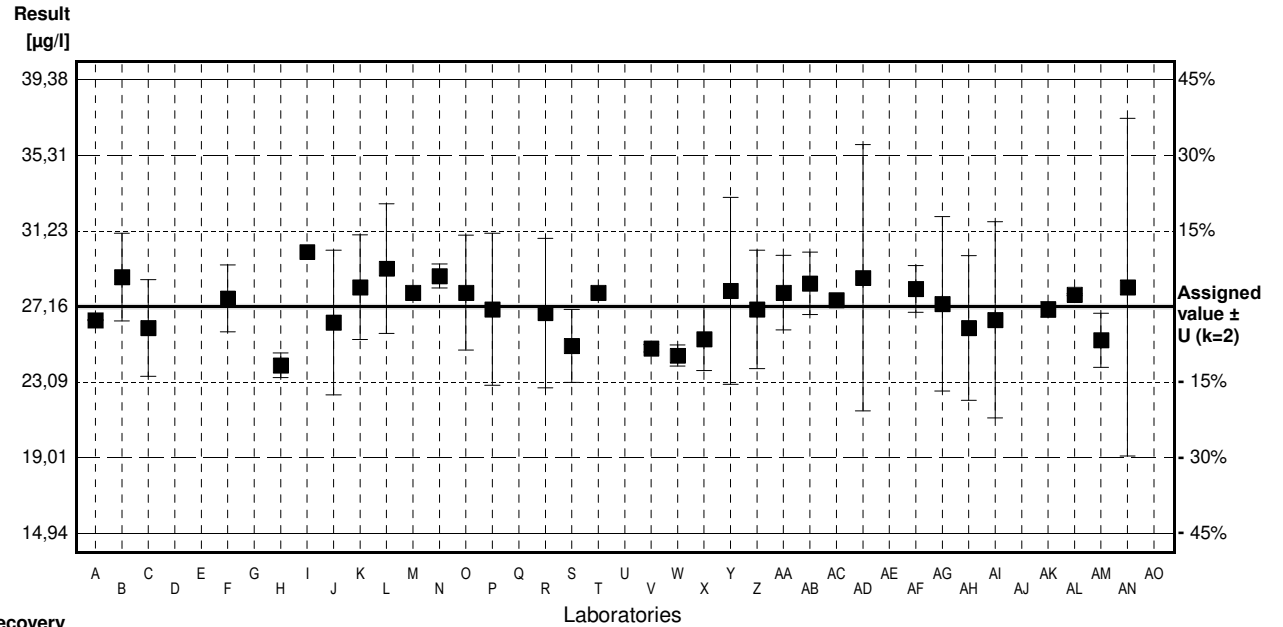
# Sample M179B

## Parameter Barium

Assigned value ± U (k=2) 27,16 µg/l ± 0,13 µg/l  
 IFA result ± U (k=2) 25,9 µg/l ± 0,9 µg/l  
 Stability test ± U (k=2) 27,3 µg/l ± 0,9 µg/l

| Lab Code | Result  | ±      | Unit | Recovery | z-Score |
|----------|---------|--------|------|----------|---------|
| A        | 26.4196 | 0.0216 | µg/l | 97%      | -0.63   |
| B        | 28.74   | 2.36   | µg/l | 106%     | 1.35    |
| C        | 26.0    | 2.6    | µg/l | 96%      | -0.99   |
| D        |         |        | µg/l |          |         |
| E        |         |        | µg/l |          |         |
| F        | 27.6    | 1.8    | µg/l | 102%     | 0.38    |
| G        | 0.256 * | 0.102  | µg/l | 1%       | -23.04  |
| H        | 23.982  | 0.664  | µg/l | 88%      | -2.72   |
| I        | 30.1    |        | µg/l | 111%     | 2.52    |
| J        | 26.3    | 3.9    | µg/l | 97%      | -0.74   |
| K        | 28.2    | 2.82   | µg/l | 104%     | 0.89    |
| L        | 29.2    | 3.50   | µg/l | 108%     | 1.75    |
| M        | 27.9    |        | µg/l | 103%     | 0.63    |
| N        | 28.8    | 0.650  | µg/l | 106%     | 1.40    |
| O        | 27.9    | 3.1    | µg/l | 103%     | 0.63    |
| P        | 27.0    | 4.10   | µg/l | 99%      | -0.14   |
| Q        | 5.735 * |        | µg/l | 21%      | -18.35  |
| R        | 26.8    | 4.02   | µg/l | 99%      | -0.31   |
| S        | 25.03   | 1.97   | µg/l | 92%      | -1.82   |
| T        | 27.9    |        | µg/l | 103%     | 0.63    |
| U        |         |        | µg/l |          |         |
| V        | 24.9    | 0.200  | µg/l | 92%      | -1.94   |
| W        | 24.51   | 0.57   | µg/l | 90%      | -2.27   |
| X        | 25.4    | 1.7    | µg/l | 94%      | -1.51   |
| Y        | 28.0    | 5.04   | µg/l | 103%     | 0.72    |
| Z        | 27.0    | 3.2    | µg/l | 99%      | -0.14   |
| AA       | 27.9    | 2.01   | µg/l | 103%     | 0.63    |
| AB       | 28.4    | 1.68   | µg/l | 105%     | 1.06    |
| AC       | 27.5    |        | µg/l | 101%     | 0.29    |
| AD       | 28.7    | 7.18   | µg/l | 106%     | 1.32    |
| AE       |         |        | µg/l |          |         |
| AF       | 28.1    | 1.26   | µg/l | 103%     | 0.80    |
| AG       | 27.3    | 4.7    | µg/l | 101%     | 0.12    |
| AH       | 26.0    | 3.9    | µg/l | 96%      | -0.99   |
| AI       | 26.44   | 5.29   | µg/l | 97%      | -0.62   |
| AJ       |         |        | µg/l |          |         |
| AK       | 27.0    | 0.417  | µg/l | 99%      | -0.14   |
| AL       | 27.8    | 0.05   | µg/l | 102%     | 0.55    |
| AM       | 25.34   | 1.460  | µg/l | 93%      | -1.56   |
| AN       | 28.2    | 9.1    | µg/l | 104%     | 0.89    |
| AO       |         |        | µg/l |          |         |

|                   | All results  | Outliers excl. | Unit |
|-------------------|--------------|----------------|------|
| Mean ± CI(99%)    | 25,78 ± 2,72 | 27,16 ± 0,69   | µg/l |
| Recov. ± CI(99%)  | 94,9 ± 10,0  | 100,0 ± 2,5    | %    |
| SD between labs   | 5,90         | 1,44           | µg/l |
| RSD between labs  | 22,9         | 5,3            | %    |
| n for calculation | 35           | 33             |      |



# Sample M179A

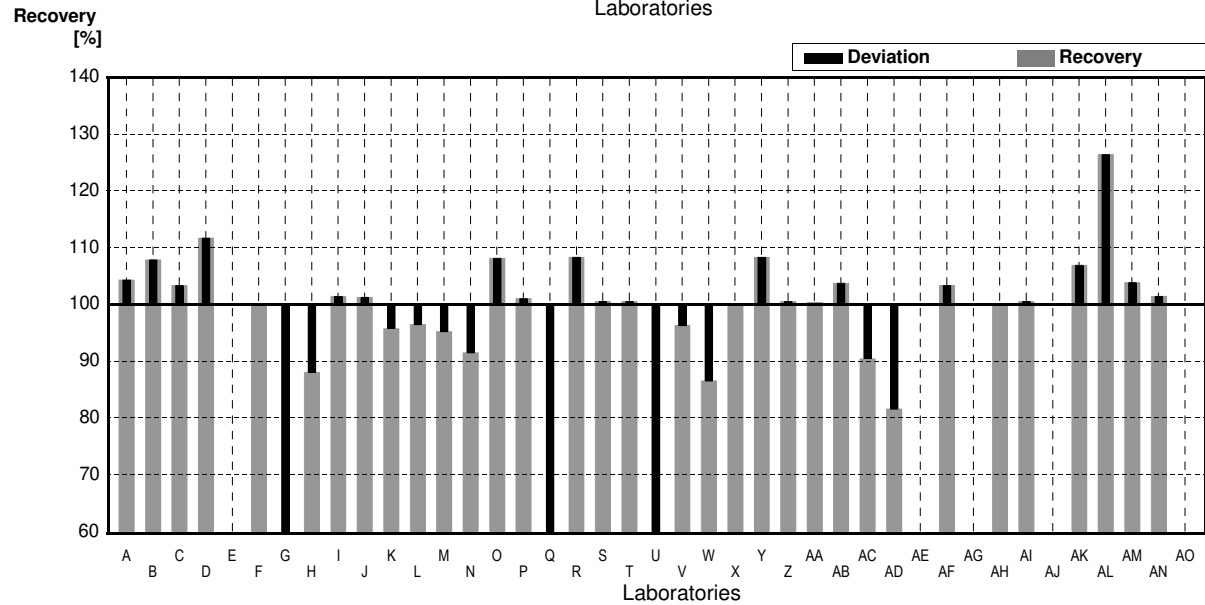
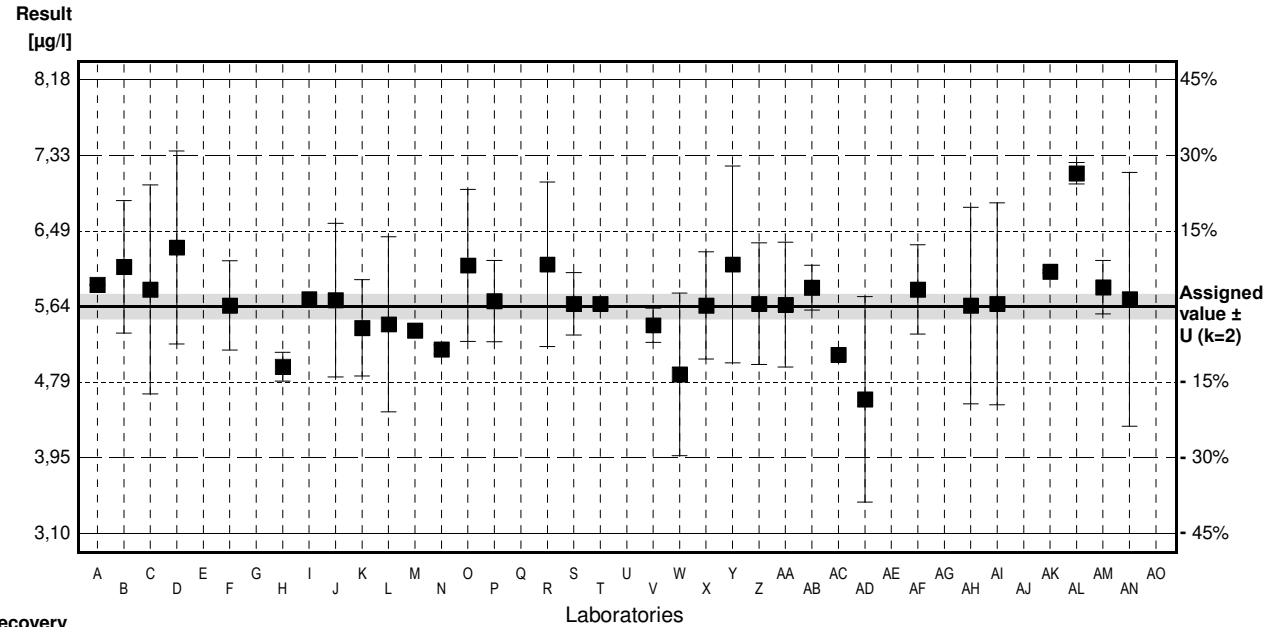
## Parameter Lead

\* Assigned value  $\pm$  U (k=2) 5,64  $\mu\text{g/l}$   $\pm$  0,14  $\mu\text{g/l}$   
 IFA result  $\pm$  U (k=2) 5,7  $\mu\text{g/l}$   $\pm$  0,3  $\mu\text{g/l}$   
 Stability test  $\pm$  U (k=2) 6,3  $\mu\text{g/l}$   $\pm$  0,3  $\mu\text{g/l}$

| Lab Code | Result   | $\pm$  | Unit            | Recovery | z-Score |
|----------|----------|--------|-----------------|----------|---------|
| A        | 5,8829   | 0,0055 | $\mu\text{g/l}$ | 104%     | 0,66    |
| B        | 6,083    | 0,74   | $\mu\text{g/l}$ | 108%     | 1,21    |
| C        | 5,83     | 1,17   | $\mu\text{g/l}$ | 103%     | 0,52    |
| D        | 6,30     | 1,08   | $\mu\text{g/l}$ | 112%     | 1,80    |
| E        |          |        | $\mu\text{g/l}$ |          |         |
| F        | 5,65     | 0,50   | $\mu\text{g/l}$ | 100%     | 0,03    |
| G        | 1,69 *   |        | $\mu\text{g/l}$ | 30%      | -10,77  |
| H        | 4,965    | 0,161  | $\mu\text{g/l}$ | 88%      | -1,84   |
| I        | 5,72     |        | $\mu\text{g/l}$ | 101%     | 0,22    |
| J        | 5,71     | 0,86   | $\mu\text{g/l}$ | 101%     | 0,19    |
| K        | 5,40     | 0,54   | $\mu\text{g/l}$ | 96%      | -0,65   |
| L        | 5,44     | 0,979  | $\mu\text{g/l}$ | 96%      | -0,55   |
| M        | 5,37     |        | $\mu\text{g/l}$ | 95%      | -0,74   |
| N        | 5,16     | 0,050  | $\mu\text{g/l}$ | 91%      | -1,31   |
| O        | 6,1      | 0,85   | $\mu\text{g/l}$ | 108%     | 1,25    |
| P        | 5,70     | 0,456  | $\mu\text{g/l}$ | 101%     | 0,16    |
| Q        | 1,271 *  |        | $\mu\text{g/l}$ | 23%      | -11,92  |
| R        | 6,11     | 0,92   | $\mu\text{g/l}$ | 108%     | 1,28    |
| S        | 5,67     | 0,35   | $\mu\text{g/l}$ | 101%     | 0,08    |
| T        | 5,67     |        | $\mu\text{g/l}$ | 101%     | 0,08    |
| U        | 0,0070 * |        | $\mu\text{g/l}$ | 0%       | -15,37  |
| V        | 5,43     | 0,192  | $\mu\text{g/l}$ | 96%      | -0,57   |
| W        | 4,88     | 0,91   | $\mu\text{g/l}$ | 87%      | -2,07   |
| X        | 5,65     | 0,6    | $\mu\text{g/l}$ | 100%     | 0,03    |
| Y        | 6,11     | 1,10   | $\mu\text{g/l}$ | 108%     | 1,28    |
| Z        | 5,67     | 0,68   | $\mu\text{g/l}$ | 101%     | 0,08    |
| AA       | 5,66     | 0,70   | $\mu\text{g/l}$ | 100%     | 0,05    |
| AB       | 5,85     | 0,25   | $\mu\text{g/l}$ | 104%     | 0,57    |
| AC       | 5,1      |        | $\mu\text{g/l}$ | 90%      | -1,47   |
| AD       | 4,60     | 1,15   | $\mu\text{g/l}$ | 82%      | -2,84   |
| AE       |          |        | $\mu\text{g/l}$ |          |         |
| AF       | 5,83     | 0,500  | $\mu\text{g/l}$ | 103%     | 0,52    |
| AG       |          |        | $\mu\text{g/l}$ |          |         |
| AH       | 5,65     | 1,1    | $\mu\text{g/l}$ | 100%     | 0,03    |
| AI       | 5,67     | 1,13   | $\mu\text{g/l}$ | 101%     | 0,08    |
| AJ       |          |        | $\mu\text{g/l}$ |          |         |
| AK       | 6,03     | 0,0151 | $\mu\text{g/l}$ | 107%     | 1,06    |
| AL       | 7,13 *   | 0,12   | $\mu\text{g/l}$ | 126%     | 4,06    |
| AM       | 5,856    | 0,2986 | $\mu\text{g/l}$ | 104%     | 0,59    |
| AN       | 5,72     | 1,42   | $\mu\text{g/l}$ | 101%     | 0,22    |
| AO       |          |        | $\mu\text{g/l}$ |          |         |

\* assigned value = mean value (outliers excluded)

|                      | All results     | Outliers excl.  | Unit            |
|----------------------|-----------------|-----------------|-----------------|
| Mean $\pm$ CI(99%)   | 5,29 $\pm$ 0,64 | 5,64 $\pm$ 0,19 | $\mu\text{g/l}$ |
| Recov. $\pm$ CI(99%) | 93,9 $\pm$ 11,3 | 100,0 $\pm$ 3,3 | %               |
| SD between labs      | 1,40            | 0,38            | $\mu\text{g/l}$ |
| RSD between labs     | 26,5            | 6,8             | %               |
| n for calculation    | 36              | 32              |                 |



# Sample M179B

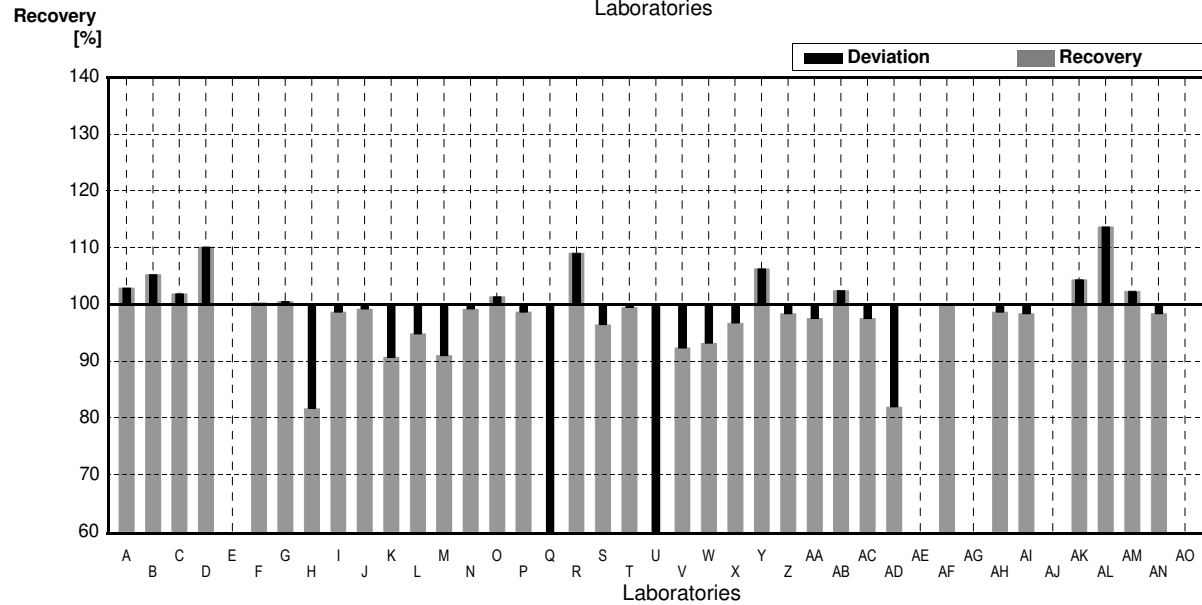
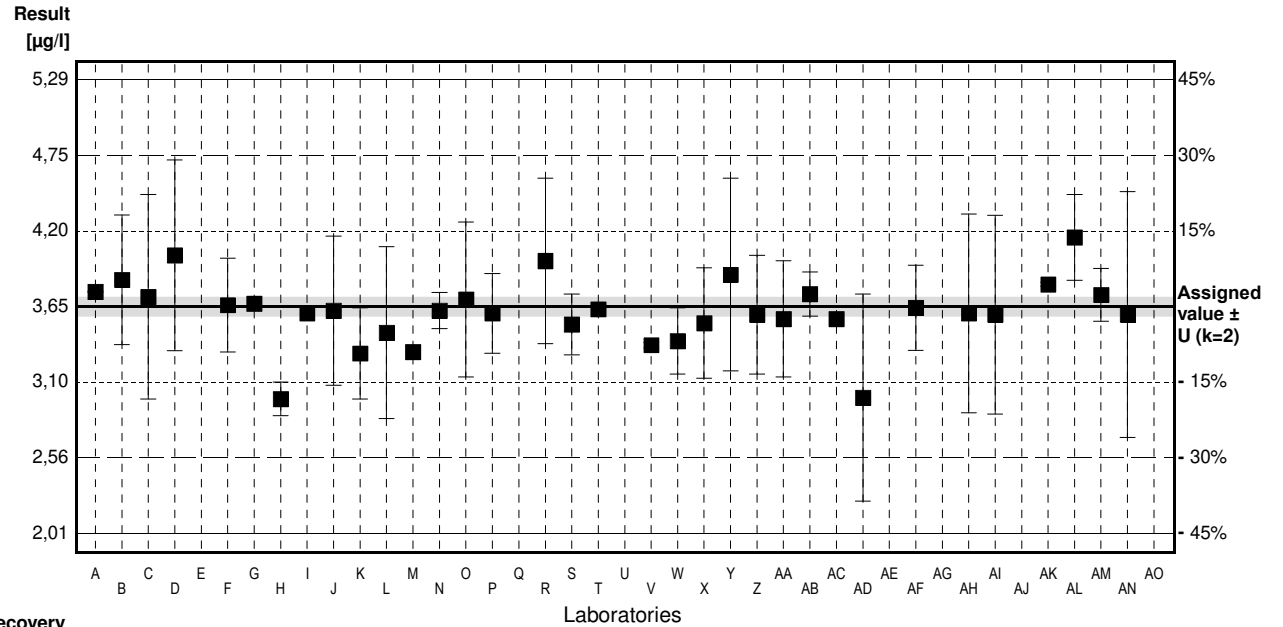
## Parameter Lead

\* Assigned value ± U (k=2) 3,65 µg/l ± 0,07 µg/l  
 IFA result ± U (k=2) 3,30 µg/l ± 0,17 µg/l  
 Stability test ± U (k=2) 3,69 µg/l ± 0,19 µg/l

| Lab Code | Result   | ±      | Unit | Recovery | z-Score |
|----------|----------|--------|------|----------|---------|
| A        | 3,7562   | 0,0035 | µg/l | 103%     | 0,45    |
| B        | 3,843    | 0,47   | µg/l | 105%     | 0,81    |
| C        | 3,72     | 0,74   | µg/l | 102%     | 0,30    |
| D        | 4,02     | 0,69   | µg/l | 110%     | 1,56    |
| E        |          |        | µg/l |          |         |
| F        | 3,66     | 0,34   | µg/l | 100%     | 0,04    |
| G        | 3,67     |        | µg/l | 101%     | 0,08    |
| H        | 2,980 *  | 0,122  | µg/l | 82%      | -2,82   |
| I        | 3,60     |        | µg/l | 99%      | -0,21   |
| J        | 3,62     | 0,54   | µg/l | 99%      | -0,13   |
| K        | 3,31     | 0,331  | µg/l | 91%      | -1,43   |
| L        | 3,46     | 0,623  | µg/l | 95%      | -0,80   |
| M        | 3,32     |        | µg/l | 91%      | -1,39   |
| N        | 3,62     | 0,130  | µg/l | 99%      | -0,13   |
| O        | 3,70     | 0,56   | µg/l | 101%     | 0,21    |
| P        | 3,60     | 0,288  | µg/l | 99%      | -0,21   |
| Q        | 1,138 *  |        | µg/l | 31%      | -10,59  |
| R        | 3,98     | 0,60   | µg/l | 109%     | 1,39    |
| S        | 3,52     | 0,22   | µg/l | 96%      | -0,55   |
| T        | 3,63     |        | µg/l | 99%      | -0,08   |
| U        | 0,0050 * |        | µg/l | 0%       | -15,36  |
| V        | 3,37     | 0,020  | µg/l | 92%      | -1,18   |
| W        | 3,40     | 0,24   | µg/l | 93%      | -1,05   |
| X        | 3,53     | 0,4    | µg/l | 97%      | -0,51   |
| Y        | 3,88     | 0,698  | µg/l | 106%     | 0,97    |
| Z        | 3,59     | 0,43   | µg/l | 98%      | -0,25   |
| AA       | 3,56     | 0,42   | µg/l | 98%      | -0,38   |
| AB       | 3,74     | 0,16   | µg/l | 102%     | 0,38    |
| AC       | 3,56     |        | µg/l | 98%      | -0,38   |
| AD       | 2,99 *   | 0,75   | µg/l | 82%      | -2,78   |
| AE       |          |        | µg/l |          |         |
| AF       | 3,64     | 0,309  | µg/l | 100%     | -0,04   |
| AG       |          |        | µg/l |          |         |
| AH       | 3,60     | 0,72   | µg/l | 99%      | -0,21   |
| AI       | 3,59     | 0,72   | µg/l | 98%      | -0,25   |
| AJ       |          |        | µg/l |          |         |
| AK       | 3,81     | 0,0154 | µg/l | 104%     | 0,67    |
| AL       | 4,15     | 0,31   | µg/l | 114%     | 2,11    |
| AM       | 3,734    | 0,1904 | µg/l | 102%     | 0,35    |
| AN       | 3,59     | 0,89   | µg/l | 98%      | -0,25   |
| AO       |          |        | µg/l |          |         |

\* assigned value = mean value (outliers excluded)

|                   | All results | Outliers excl. | Unit |
|-------------------|-------------|----------------|------|
| Mean ± CI(99%)    | 3,44 ± 0,34 | 3,65 ± 0,09    | µg/l |
| Recov. ± CI(99%)  | 94,3 ± 9,4  | 100,0 ± 2,5    | %    |
| SD between labs   | 0,76        | 0,19           | µg/l |
| RSD between labs  | 22,0        | 5,2            | %    |
| n for calculation | 36          | 32             |      |



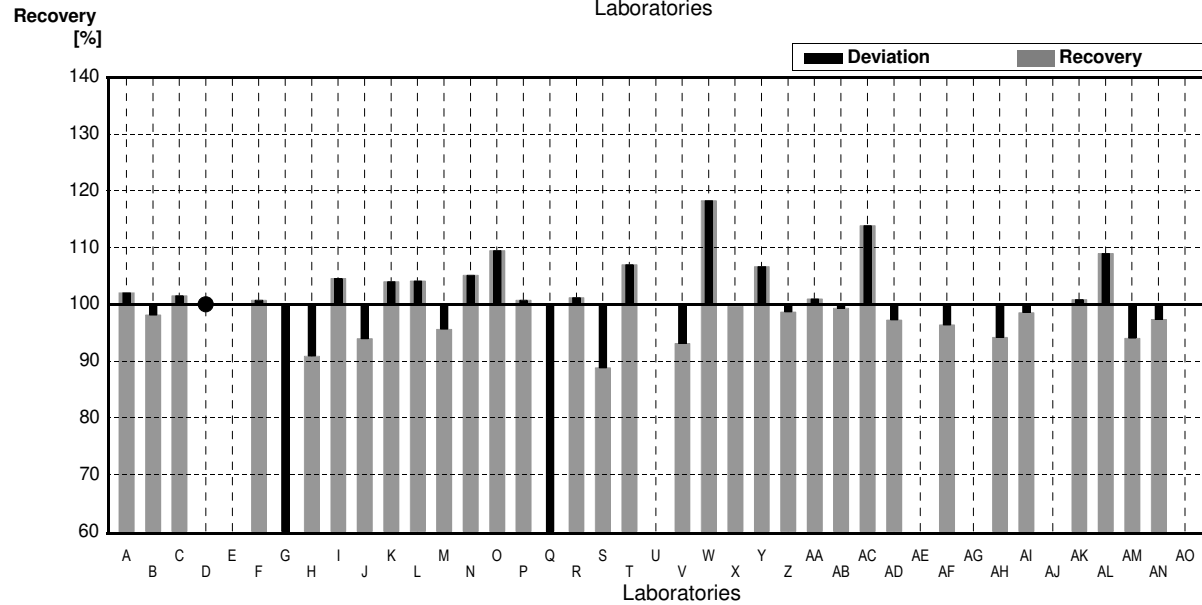
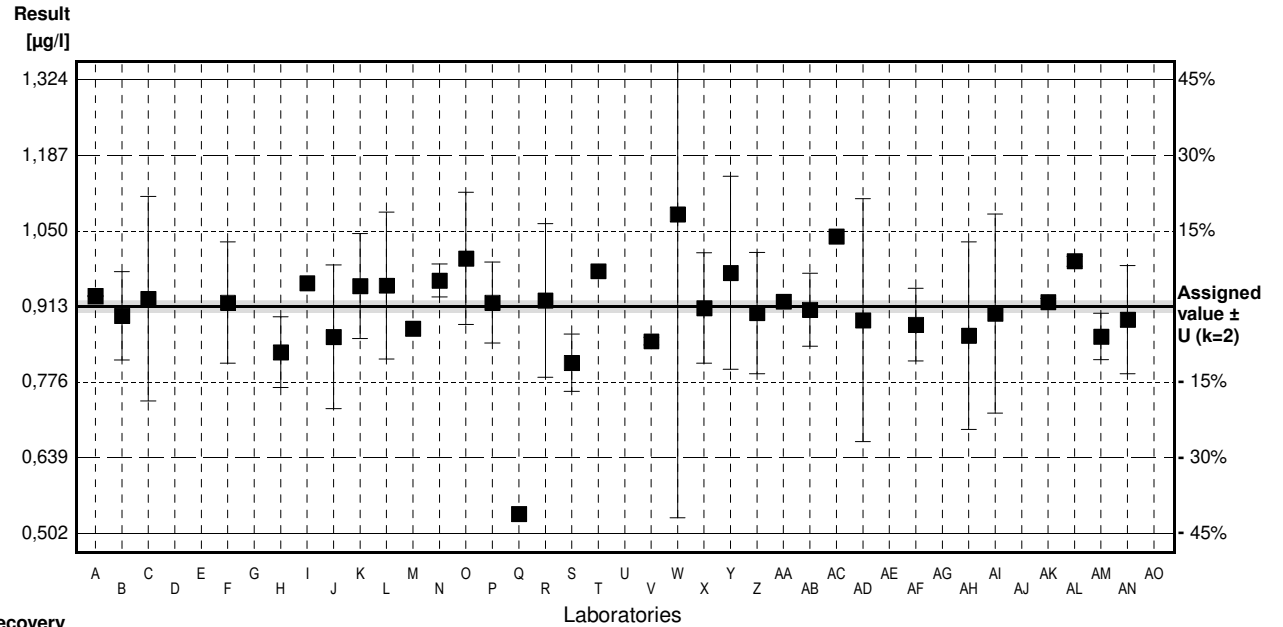
# Sample M179A

## Parameter Cadmium

Assigned value  $\pm U$  (k=2) 0,913  $\mu\text{g/l}$   $\pm$  0,010  $\mu\text{g/l}$   
 IFA result  $\pm U$  (k=2) 0,91  $\mu\text{g/l}$   $\pm$  0,06  $\mu\text{g/l}$   
 Stability test  $\pm U$  (k=2) 0,89  $\mu\text{g/l}$   $\pm$  0,06  $\mu\text{g/l}$

| Lab Code | Result | $\pm$   | Unit            | Recovery | z-Score |
|----------|--------|---------|-----------------|----------|---------|
| A        | 0.9318 | 0.0009  | $\mu\text{g/l}$ | 102%     | 0.41    |
| B        | 0.896  | 0.08    | $\mu\text{g/l}$ | 98%      | -0.37   |
| C        | 0.927  | 0.185   | $\mu\text{g/l}$ | 102%     | 0.31    |
| D        | <1     |         | $\mu\text{g/l}$ | *        |         |
| E        |        |         | $\mu\text{g/l}$ |          |         |
| F        | 0.92   | 0.11    | $\mu\text{g/l}$ | 101%     | 0.15    |
| G        | 0.129  | 0.052   | $\mu\text{g/l}$ | 14%      | -17.17  |
| H        | 0.830  | 0.064   | $\mu\text{g/l}$ | 91%      | -1.82   |
| I        | 0.955  |         | $\mu\text{g/l}$ | 105%     | 0.92    |
| J        | 0.858  | 0.13    | $\mu\text{g/l}$ | 94%      | -1.20   |
| K        | 0.95   | 0.095   | $\mu\text{g/l}$ | 104%     | 0.81    |
| L        | 0.951  | 0.133   | $\mu\text{g/l}$ | 104%     | 0.83    |
| M        | 0.873  |         | $\mu\text{g/l}$ | 96%      | -0.88   |
| N        | 0.96   | 0.030   | $\mu\text{g/l}$ | 105%     | 1.03    |
| O        | 1.00   | 0.12    | $\mu\text{g/l}$ | 110%     | 1.91    |
| P        | 0.920  | 0.0736  | $\mu\text{g/l}$ | 101%     | 0.15    |
| Q        | 0.537  | *       | $\mu\text{g/l}$ | 59%      | -8.24   |
| R        | 0.924  | 0.139   | $\mu\text{g/l}$ | 101%     | 0.24    |
| S        | 0.811  | 0.052   | $\mu\text{g/l}$ | 89%      | -2.23   |
| T        | 0.977  |         | $\mu\text{g/l}$ | 107%     | 1.40    |
| U        |        |         | $\mu\text{g/l}$ |          |         |
| V        | 0.850  | 0.007   | $\mu\text{g/l}$ | 93%      | -1.38   |
| W        | 1.08   | 0.55    | $\mu\text{g/l}$ | 118%     | 3.66    |
| X        | 0.91   | 0.1     | $\mu\text{g/l}$ | 100%     | -0.07   |
| Y        | 0.974  | 0.175   | $\mu\text{g/l}$ | 107%     | 1.34    |
| Z        | 0.901  | 0.11    | $\mu\text{g/l}$ | 99%      | -0.26   |
| AA       | 0.922  |         | $\mu\text{g/l}$ | 101%     | 0.20    |
| AB       | 0.907  | 0.066   | $\mu\text{g/l}$ | 99%      | -0.13   |
| AC       | 1.04   |         | $\mu\text{g/l}$ | 114%     | 2.78    |
| AD       | 0.888  | 0.22    | $\mu\text{g/l}$ | 97%      | -0.55   |
| AE       |        |         | $\mu\text{g/l}$ |          |         |
| AF       | 0.880  | 0.0660  | $\mu\text{g/l}$ | 96%      | -0.72   |
| AG       |        |         | $\mu\text{g/l}$ |          |         |
| AH       | 0.860  | 0.17    | $\mu\text{g/l}$ | 94%      | -1.16   |
| AI       | 0.90   | 0.18    | $\mu\text{g/l}$ | 99%      | -0.28   |
| AJ       |        |         | $\mu\text{g/l}$ |          |         |
| AK       | 0.921  | 0.00635 | $\mu\text{g/l}$ | 101%     | 0.18    |
| AL       | 0.995  | 0.009   | $\mu\text{g/l}$ | 109%     | 1.80    |
| AM       | 0.8586 | 0.0422  | $\mu\text{g/l}$ | 94%      | -1.19   |
| AN       | 0.889  | 0.098   | $\mu\text{g/l}$ | 97%      | -0.53   |
| AO       |        |         | $\mu\text{g/l}$ |          |         |

|                      | All results       | Outliers excl.    | Unit            |
|----------------------|-------------------|-------------------|-----------------|
| Mean $\pm$ CI(99%)   | 0,886 $\pm$ 0,075 | 0,921 $\pm$ 0,029 | $\mu\text{g/l}$ |
| Recov. $\pm$ CI(99%) | 97,0 $\pm$ 8,2    | 100,8 $\pm$ 3,1   | %               |
| SD between labs      | 0,160             | 0,059             | $\mu\text{g/l}$ |
| RSD between labs     | 18,0              | 6,4               | %               |
| n for calculation    | 34                | 32                |                 |



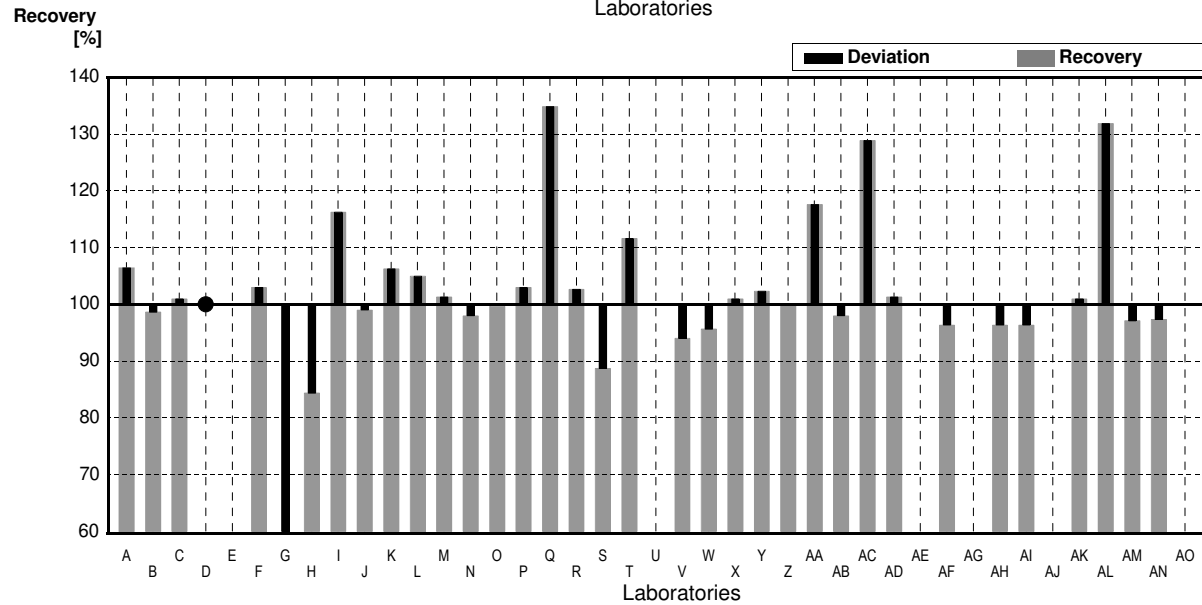
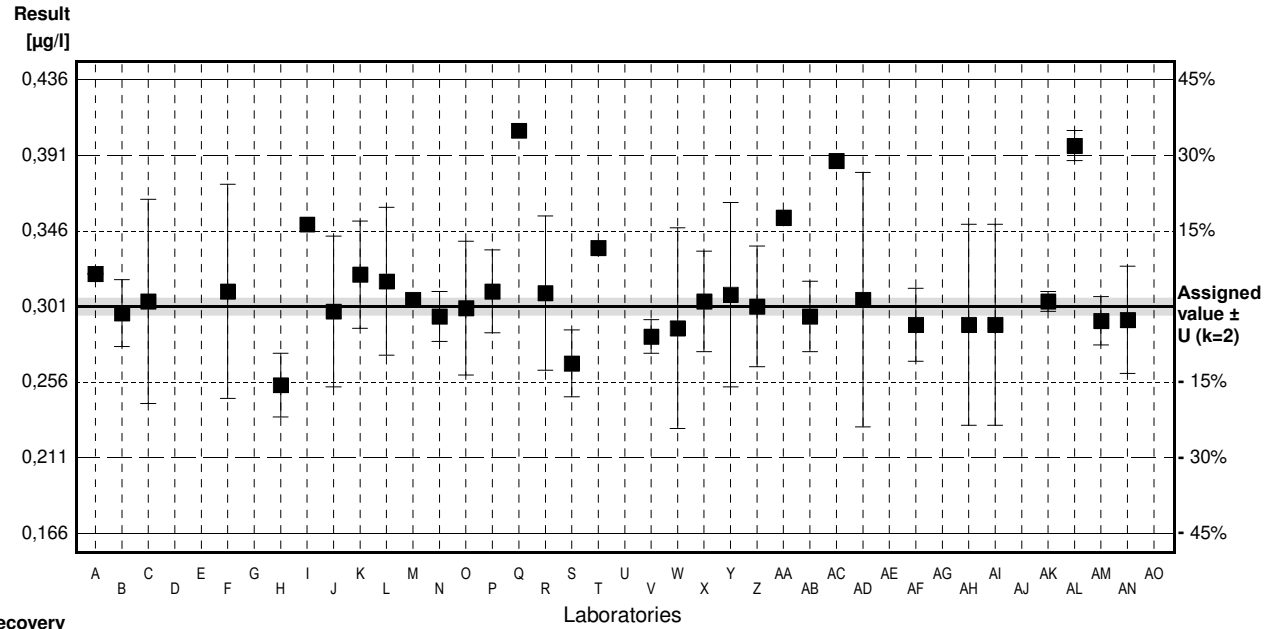
# Sample M179B

## Parameter Cadmium

Assigned value  $\pm U$  (k=2) 0,301  $\mu\text{g/l}$   $\pm$  0,005  $\mu\text{g/l}$   
 IFA result  $\pm U$  (k=2) 0,305  $\mu\text{g/l}$   $\pm$  0,019  $\mu\text{g/l}$   
 Stability test  $\pm U$  (k=2) 0,293  $\mu\text{g/l}$   $\pm$  0,018  $\mu\text{g/l}$

| Lab Code | Result | $\pm$   | Unit            | Recovery | z-Score |
|----------|--------|---------|-----------------|----------|---------|
| A        | 0.3205 | 0.0003  | $\mu\text{g/l}$ | 106%     | 1.30    |
| B        | 0.297  | 0.02    | $\mu\text{g/l}$ | 99%      | -0.27   |
| C        | 0.304  | 0.061   | $\mu\text{g/l}$ | 101%     | 0.20    |
| D        | <1     |         | $\mu\text{g/l}$ | *        |         |
| E        |        |         | $\mu\text{g/l}$ |          |         |
| F        | 0.310  | 0.064   | $\mu\text{g/l}$ | 103%     | 0.60    |
| G        | 0.140  | 0.006   | $\mu\text{g/l}$ | 47%      | -10.70  |
| H        | 0.254  | 0.019   | $\mu\text{g/l}$ | 84%      | -3.12   |
| I        | 0.350  |         | $\mu\text{g/l}$ | 116%     | 3.26    |
| J        | 0.298  | 0.045   | $\mu\text{g/l}$ | 99%      | -0.20   |
| K        | 0.320  | 0.032   | $\mu\text{g/l}$ | 106%     | 1.26    |
| L        | 0.316  | 0.0442  | $\mu\text{g/l}$ | 105%     | 1.00    |
| M        | 0.305  |         | $\mu\text{g/l}$ | 101%     | 0.27    |
| N        | 0.295  | 0.015   | $\mu\text{g/l}$ | 98%      | -0.40   |
| O        | 0.300  | 0.040   | $\mu\text{g/l}$ | 100%     | -0.07   |
| P        | 0.310  | 0.0248  | $\mu\text{g/l}$ | 103%     | 0.60    |
| Q        | 0.406  | *       | $\mu\text{g/l}$ | 135%     | 6.98    |
| R        | 0.309  | 0.046   | $\mu\text{g/l}$ | 103%     | 0.53    |
| S        | 0.267  | 0.02    | $\mu\text{g/l}$ | 89%      | -2.26   |
| T        | 0.336  |         | $\mu\text{g/l}$ | 112%     | 2.33    |
| U        |        |         | $\mu\text{g/l}$ |          |         |
| V        | 0.283  | 0.010   | $\mu\text{g/l}$ | 94%      | -1.20   |
| W        | 0.288  | 0.06    | $\mu\text{g/l}$ | 96%      | -0.86   |
| X        | 0.304  | 0.03    | $\mu\text{g/l}$ | 101%     | 0.20    |
| Y        | 0.308  | 0.055   | $\mu\text{g/l}$ | 102%     | 0.47    |
| Z        | 0.301  | 0.036   | $\mu\text{g/l}$ | 100%     | 0.00    |
| AA       | 0.354  |         | $\mu\text{g/l}$ | 118%     | 3.52    |
| AB       | 0.295  | 0.021   | $\mu\text{g/l}$ | 98%      | -0.40   |
| AC       | 0.388  | *       | $\mu\text{g/l}$ | 129%     | 5.78    |
| AD       | 0.305  | 0.076   | $\mu\text{g/l}$ | 101%     | 0.27    |
| AE       |        |         | $\mu\text{g/l}$ |          |         |
| AF       | 0.290  | 0.0218  | $\mu\text{g/l}$ | 96%      | -0.73   |
| AG       |        |         | $\mu\text{g/l}$ |          |         |
| AH       | 0.290  | 0.06    | $\mu\text{g/l}$ | 96%      | -0.73   |
| AI       | 0.290  | 0.06    | $\mu\text{g/l}$ | 96%      | -0.73   |
| AJ       |        |         | $\mu\text{g/l}$ |          |         |
| AK       | 0.304  | 0.00596 | $\mu\text{g/l}$ | 101%     | 0.20    |
| AL       | 0.397  | *       | $\mu\text{g/l}$ | 132%     | 6.38    |
| AM       | 0.2924 | 0.0144  | $\mu\text{g/l}$ | 97%      | -0.57   |
| AN       | 0.293  | 0.032   | $\mu\text{g/l}$ | 97%      | -0.53   |
| AO       |        |         | $\mu\text{g/l}$ |          |         |

|                      | All results       | Outliers excl.    | Unit            |
|----------------------|-------------------|-------------------|-----------------|
| Mean $\pm$ CI(99%)   | 0,306 $\pm$ 0,021 | 0,303 $\pm$ 0,010 | $\mu\text{g/l}$ |
| Recov. $\pm$ CI(99%) | 101,8 $\pm$ 6,9   | 100,7 $\pm$ 3,4   | %               |
| SD between labs      | 0,044             | 0,020             | $\mu\text{g/l}$ |
| RSD between labs     | 14,5              | 6,7               | %               |
| n for calculation    | 34                | 30                |                 |



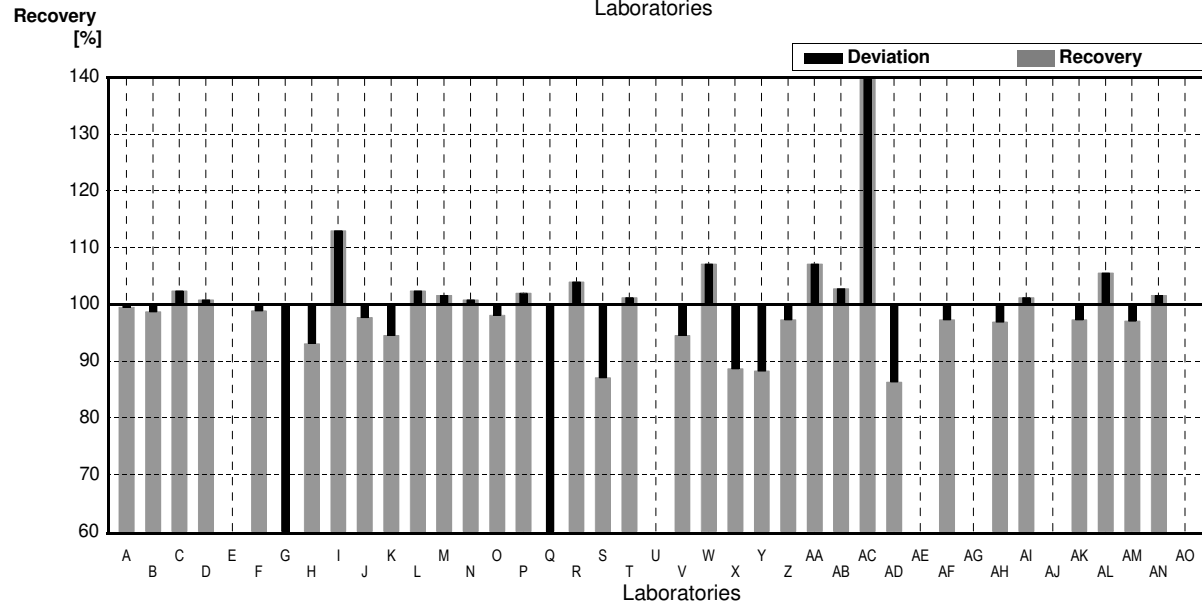
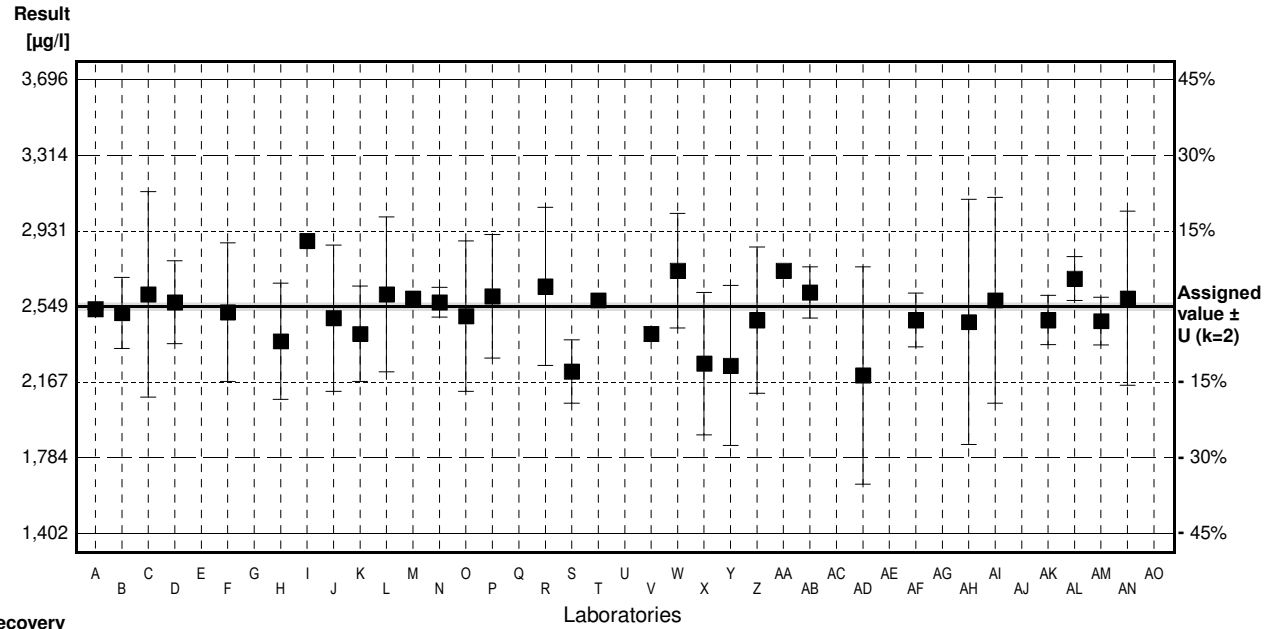
# Sample M179A

## Parameter Chromium

Assigned value ± U (k=2) 2,549 µg/l ± 0,018 µg/l  
 IFA result ± U (k=2) 2,58 µg/l ± 0,10 µg/l  
 Stability test ± U (k=2) 2,65 µg/l ± 0,10 µg/l

| Lab Code | Result  | ±      | Unit | Recovery | z-Score |
|----------|---------|--------|------|----------|---------|
| A        | 2,5362  | 0,0026 | µg/l | 99%      | -0,09   |
| B        | 2,516   | 0,18   | µg/l | 99%      | -0,22   |
| C        | 2,61    | 0,52   | µg/l | 102%     | 0,41    |
| D        | 2,57    | 0,21   | µg/l | 101%     | 0,14    |
| E        |         |        | µg/l |          |         |
| F        | 2,52    | 0,35   | µg/l | 99%      | -0,19   |
| G        | 0,536 * | 0,268  | µg/l | 21%      | -13,39  |
| H        | 2,373   | 0,294  | µg/l | 93%      | -1,17   |
| I        | 2,88    |        | µg/l | 113%     | 2,20    |
| J        | 2,49    | 0,37   | µg/l | 98%      | -0,39   |
| K        | 2,41    | 0,241  | µg/l | 95%      | -0,92   |
| L        | 2,61    | 0,392  | µg/l | 102%     | 0,41    |
| M        | 2,59    |        | µg/l | 102%     | 0,27    |
| N        | 2,57    | 0,075  | µg/l | 101%     | 0,14    |
| O        | 2,50    | 0,38   | µg/l | 98%      | -0,33   |
| P        | 2,60    | 0,312  | µg/l | 102%     | 0,34    |
| Q        | 0,759 * |        | µg/l | 30%      | -11,90  |
| R        | 2,65    | 0,40   | µg/l | 104%     | 0,67    |
| S        | 2,22    | 0,16   | µg/l | 87%      | -2,19   |
| T        | 2,58    |        | µg/l | 101%     | 0,21    |
| U        |         |        | µg/l |          |         |
| V        | 2,41    | 0,036  | µg/l | 95%      | -0,92   |
| W        | 2,73    | 0,29   | µg/l | 107%     | 1,20    |
| X        | 2,26    | 0,36   | µg/l | 89%      | -1,92   |
| Y        | 2,25    | 0,405  | µg/l | 88%      | -1,99   |
| Z        | 2,48    | 0,37   | µg/l | 97%      | -0,46   |
| AA       | 2,73    |        | µg/l | 107%     | 1,20    |
| AB       | 2,62    | 0,13   | µg/l | 103%     | 0,47    |
| AC       | 5,3 *   |        | µg/l | 208%     | 18,29   |
| AD       | 2,20    | 0,55   | µg/l | 86%      | -2,32   |
| AE       |         |        | µg/l |          |         |
| AF       | 2,48    | 0,136  | µg/l | 97%      | -0,46   |
| AG       |         |        | µg/l |          |         |
| AH       | 2,47    | 0,62   | µg/l | 97%      | -0,53   |
| AI       | 2,58    | 0,52   | µg/l | 101%     | 0,21    |
| AJ       |         |        | µg/l |          |         |
| AK       | 2,48    | 0,125  | µg/l | 97%      | -0,46   |
| AL       | 2,69    | 0,11   | µg/l | 106%     | 0,94    |
| AM       | 2,475   | 0,1203 | µg/l | 97%      | -0,49   |
| AN       | 2,59    | 0,44   | µg/l | 102%     | 0,27    |
| AO       |         |        | µg/l |          |         |

|                   | All results   | Outliers excl. | Unit |
|-------------------|---------------|----------------|------|
| Mean ± CI(99%)    | 2,493 ± 0,311 | 2,521 ± 0,073  | µg/l |
| Recov. ± CI(99%)  | 97,8 ± 12,2   | 98,9 ± 2,9     | %    |
| SD between labs   | 0,674         | 0,151          | µg/l |
| RSD between labs  | 27,0          | 6,0            | %    |
| n for calculation | 35            | 32             |      |



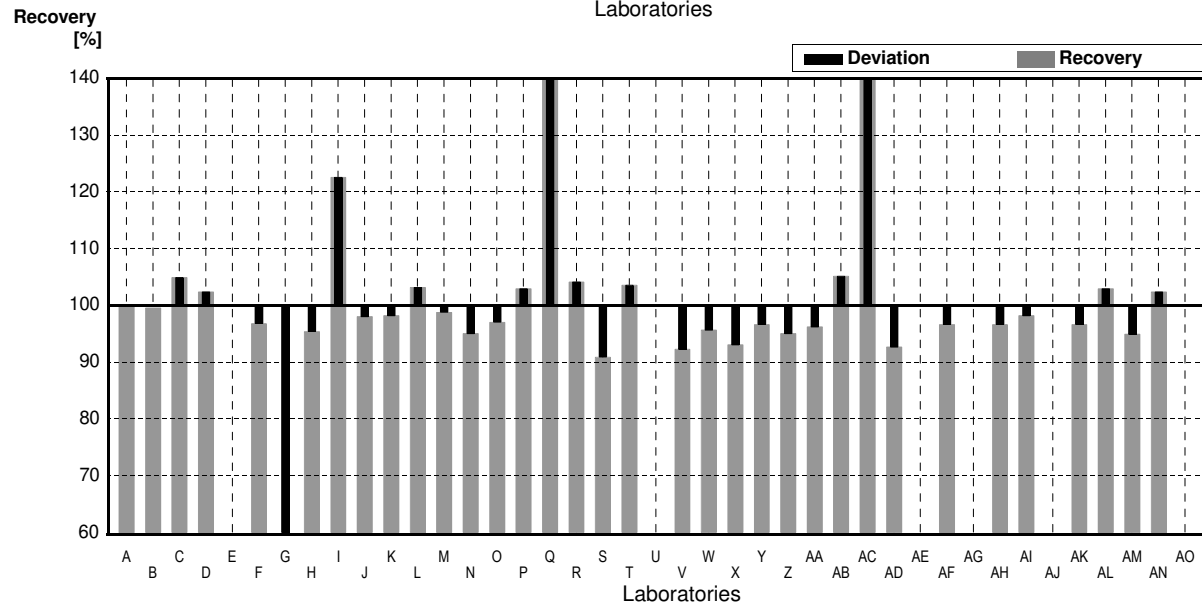
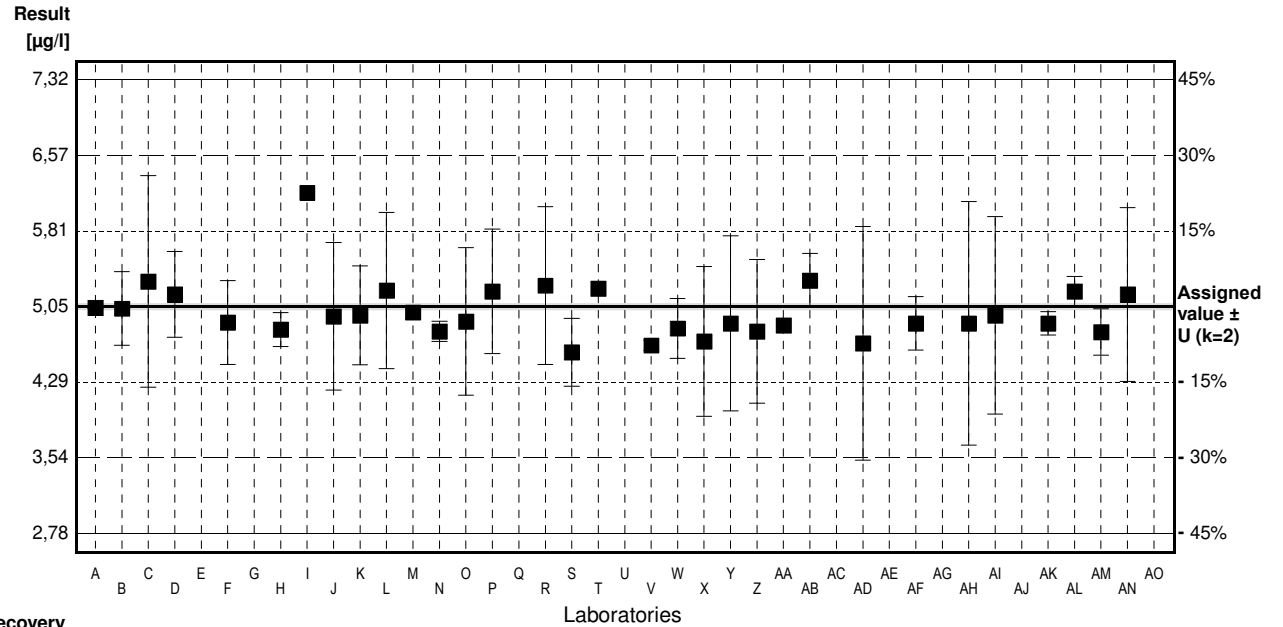
# Sample M179B

## Parameter Chromium

Assigned value ± U (k=2) 5,05 µg/l ± 0,03 µg/l  
 IFA result ± U (k=2) 5,05 µg/l ± 0,16 µg/l  
 Stability test ± U (k=2) 5,15 µg/l ± 0,16 µg/l

| Lab Code | Result   | ±      | Unit | Recovery | z-Score |
|----------|----------|--------|------|----------|---------|
| A        | 5,0362   | 0,0051 | µg/l | 100%     | -0,05   |
| B        | 5,029    | 0,37   | µg/l | 100%     | -0,07   |
| C        | 5,30     | 1,06   | µg/l | 105%     | 0,84    |
| D        | 5,17     | 0,43   | µg/l | 102%     | 0,40    |
| E        |          |        | µg/l |          |         |
| F        | 4,89     | 0,42   | µg/l | 97%      | -0,54   |
| G        | 0,372 *  | 0,186  | µg/l | 7%       | -15,70  |
| H        | 4,818    | 0,171  | µg/l | 95%      | -0,78   |
| I        | 6,19 *   |        | µg/l | 123%     | 3,83    |
| J        | 4,95     | 0,74   | µg/l | 98%      | -0,34   |
| K        | 4,96     | 0,496  | µg/l | 98%      | -0,30   |
| L        | 5,21     | 0,782  | µg/l | 103%     | 0,54    |
| M        | 4,99     |        | µg/l | 99%      | -0,20   |
| N        | 4,80     | 0,100  | µg/l | 95%      | -0,84   |
| O        | 4,90     | 0,74   | µg/l | 97%      | -0,50   |
| P        | 5,20     | 0,624  | µg/l | 103%     | 0,50    |
| Q        | 10,152 * |        | µg/l | 201%     | 17,12   |
| R        | 5,26     | 0,79   | µg/l | 104%     | 0,70    |
| S        | 4,59     | 0,34   | µg/l | 91%      | -1,54   |
| T        | 5,23     |        | µg/l | 104%     | 0,60    |
| U        |          |        | µg/l |          |         |
| V        | 4,66     | 0,052  | µg/l | 92%      | -1,31   |
| W        | 4,83     | 0,30   | µg/l | 96%      | -0,74   |
| X        | 4,70     | 0,75   | µg/l | 93%      | -1,17   |
| Y        | 4,88     | 0,878  | µg/l | 97%      | -0,57   |
| Z        | 4,80     | 0,72   | µg/l | 95%      | -0,84   |
| AA       | 4,86     |        | µg/l | 96%      | -0,64   |
| AB       | 5,31     | 0,27   | µg/l | 105%     | 0,87    |
| AC       | 10,7 *   |        | µg/l | 212%     | 18,96   |
| AD       | 4,68     | 1,17   | µg/l | 93%      | -1,24   |
| AE       |          |        | µg/l |          |         |
| AF       | 4,88     | 0,268  | µg/l | 97%      | -0,57   |
| AG       |          |        | µg/l |          |         |
| AH       | 4,88     | 1,22   | µg/l | 97%      | -0,57   |
| AI       | 4,96     | 0,99   | µg/l | 98%      | -0,30   |
| AJ       |          |        | µg/l |          |         |
| AK       | 4,88     | 0,116  | µg/l | 97%      | -0,57   |
| AL       | 5,2      | 0,15   | µg/l | 103%     | 0,50    |
| AM       | 4,794    | 0,2330 | µg/l | 95%      | -0,86   |
| AN       | 5,17     | 0,87   | µg/l | 102%     | 0,40    |
| AO       |          |        | µg/l |          |         |

|                   | All results  | Outliers excl. | Unit |
|-------------------|--------------|----------------|------|
| Mean ± CI(99%)    | 5,18 ± 0,72  | 4,96 ± 0,10    | µg/l |
| Recov. ± CI(99%)  | 102,5 ± 14,2 | 98,3 ± 2,0     | %    |
| SD between labs   | 1,55         | 0,20           | µg/l |
| RSD between labs  | 30,0         | 4,0            | %    |
| n for calculation | 35           | 31             |      |



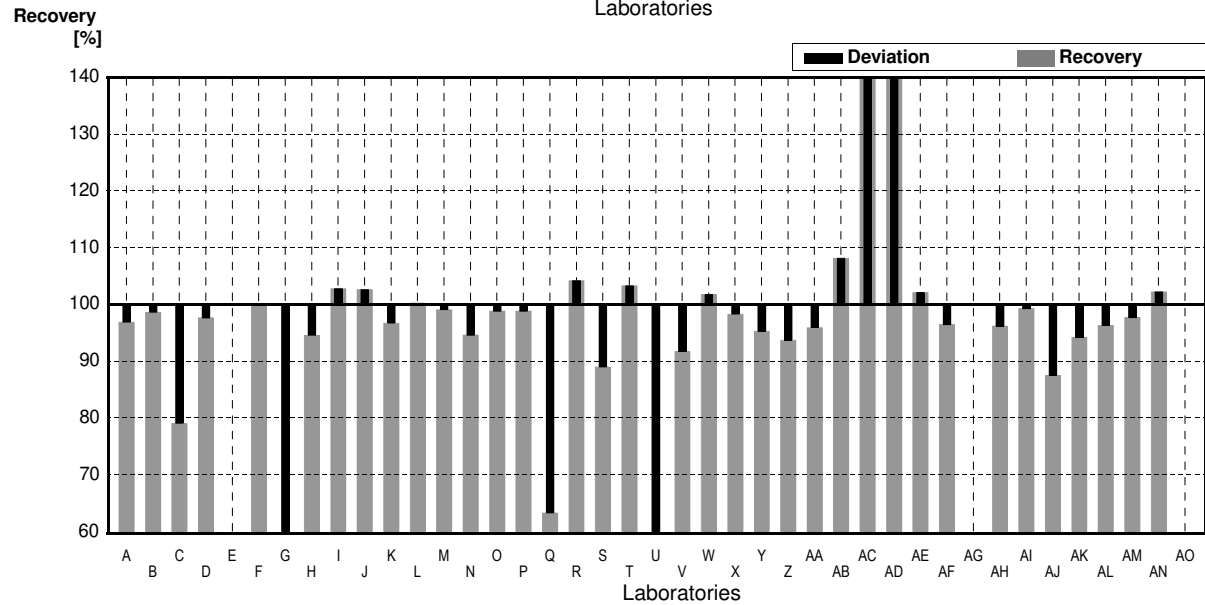
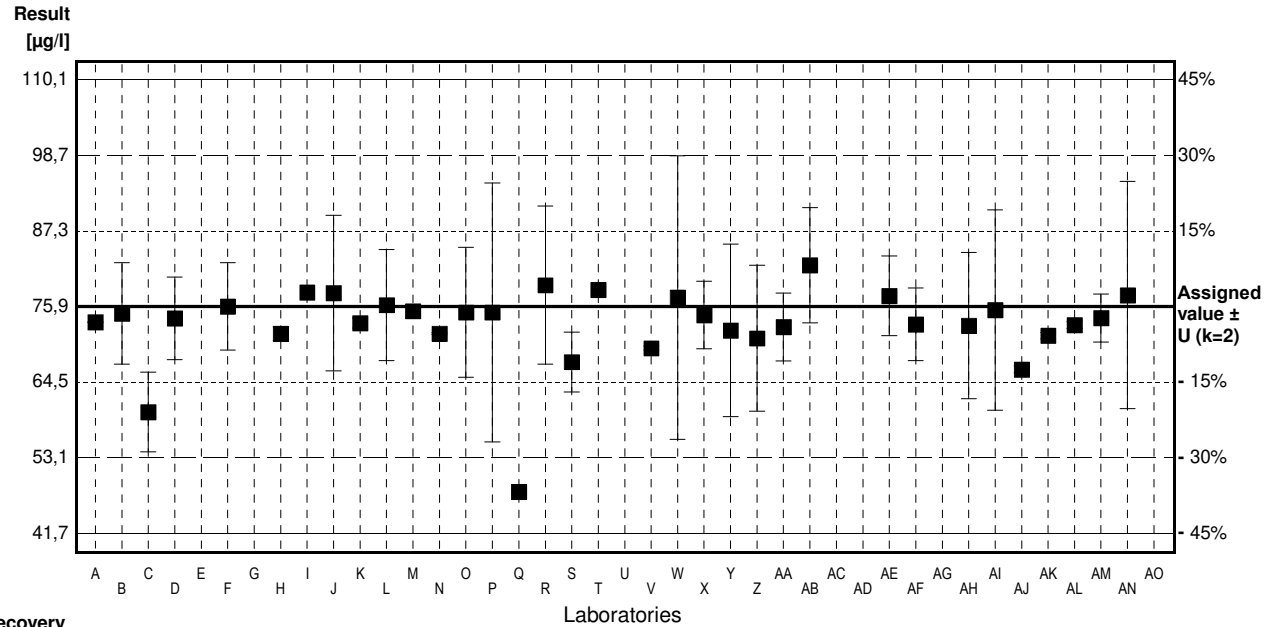
# Sample M179A

## Parameter Iron

Assigned value ± U (k=2) 75,9 µg/l ± 0,3 µg/l  
 IFA result ± U (k=2) 76 µg/l ± 6 µg/l  
 Stability test ± U (k=2) 78,1 µg/l ± 5,9 µg/l

| Lab Code | Result   | ±      | Unit | Recovery | z-Score |
|----------|----------|--------|------|----------|---------|
| A        | 73.5293  | 0.0640 | µg/l | 97%      | -0.49   |
| B        | 74.85    | 7.63   | µg/l | 99%      | -0.22   |
| C        | 60.0 *   | 6.0    | µg/l | 79%      | -3.27   |
| D        | 74.1     | 6.22   | µg/l | 98%      | -0.37   |
| E        |          |        | µg/l |          |         |
| F        | 75.9     | 6.6    | µg/l | 100%     | 0.00    |
| G        | 0.680 *  | 0.408  | µg/l | 1%       | -15.49  |
| H        | 71.782   | 1.079  | µg/l | 95%      | -0.85   |
| I        | 78.01    |        | µg/l | 103%     | 0.43    |
| J        | 77.9     | 11.7   | µg/l | 103%     | 0.41    |
| K        | 73.4     | 0.734  | µg/l | 97%      | -0.51   |
| L        | 76.1     | 8.37   | µg/l | 100%     | 0.04    |
| M        | 75.2     |        | µg/l | 99%      | -0.14   |
| N        | 71.8     | 0.130  | µg/l | 95%      | -0.84   |
| O        | 75.0     | 9.8    | µg/l | 99%      | -0.19   |
| P        | 75.0     | 19.5   | µg/l | 99%      | -0.19   |
| Q        | 48.001 * |        | µg/l | 63%      | -5.74   |
| R        | 79.1     | 11.9   | µg/l | 104%     | 0.66    |
| S        | 67.53    | 4.5    | µg/l | 89%      | -1.72   |
| T        | 78.4     |        | µg/l | 103%     | 0.51    |
| U        | 0.080 *  | 0.3    | µg/l | 0%       | -15.61  |
| V        | 69.6     | 0.289  | µg/l | 92%      | -1.30   |
| W        | 77.22    | 21.35  | µg/l | 102%     | 0.27    |
| X        | 74.6     | 5.1    | µg/l | 98%      | -0.27   |
| Y        | 72.3     | 13.0   | µg/l | 95%      | -0.74   |
| Z        | 71.1     | 11     | µg/l | 94%      | -0.99   |
| AA       | 72.8     | 5.13   | µg/l | 96%      | -0.64   |
| AB       | 82.1     | 8.7    | µg/l | 108%     | 1.28    |
| AC       | 1060 *   |        | µg/l | 1397%    | 202.59  |
| AD       | 126 *    | 31.5   | µg/l | 166%     | 10.31   |
| AE       | 77.5     | 6.0    | µg/l | 102%     | 0.33    |
| AF       | 73.2     | 5.49   | µg/l | 96%      | -0.56   |
| AG       |          |        | µg/l |          |         |
| AH       | 73.0     | 11     | µg/l | 96%      | -0.60   |
| AI       | 75.35    | 15.1   | µg/l | 99%      | -0.11   |
| AJ       | 66.4     | 0.5    | µg/l | 87%      | -1.96   |
| AK       | 71.5     | 0.502  | µg/l | 94%      | -0.91   |
| AL       | 73.1     | 0.5    | µg/l | 96%      | -0.58   |
| AM       | 74.16    | 3.60   | µg/l | 98%      | -0.36   |
| AN       | 77.6     | 17.1   | µg/l | 102%     | 0.35    |
| AO       |          |        | µg/l |          |         |

|                   | All results  | Outliers excl. | Unit |
|-------------------|--------------|----------------|------|
| Mean ± CI(99%)    | 96,7 ± 71,3  | 74,3 ± 1,6     | µg/l |
| Recov. ± CI(99%)  | 127,4 ± 94,0 | 98,0 ± 2,1     | %    |
| SD between labs   | 161,7        | 3,3            | µg/l |
| RSD between labs  | 167,2        | 4,4            | %    |
| n for calculation | 38           | 32             |      |



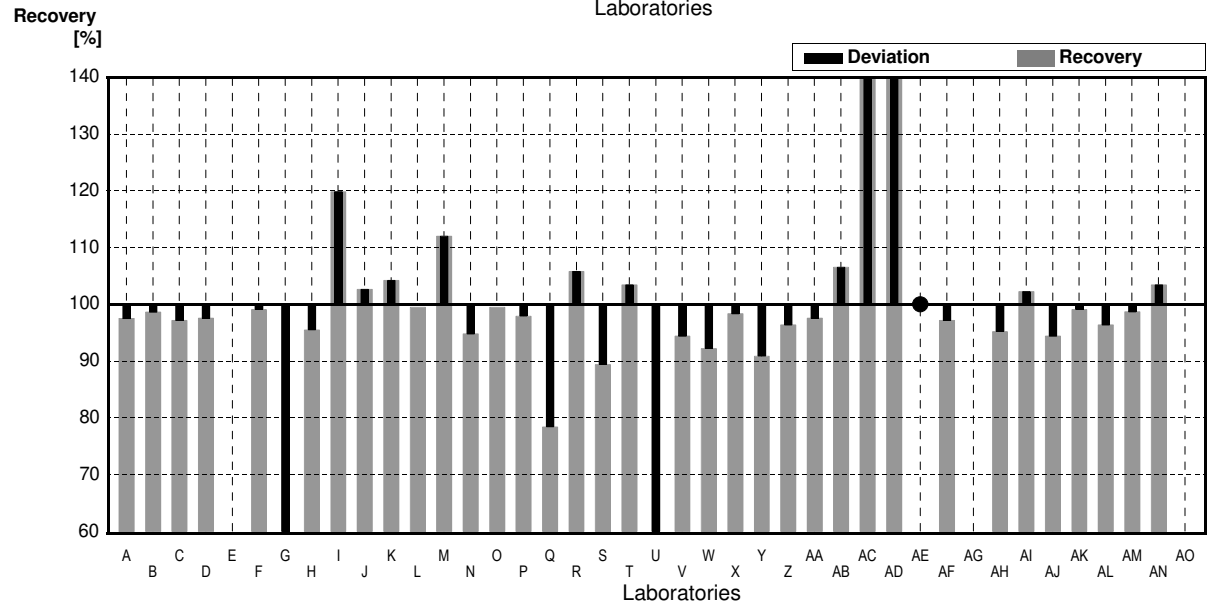
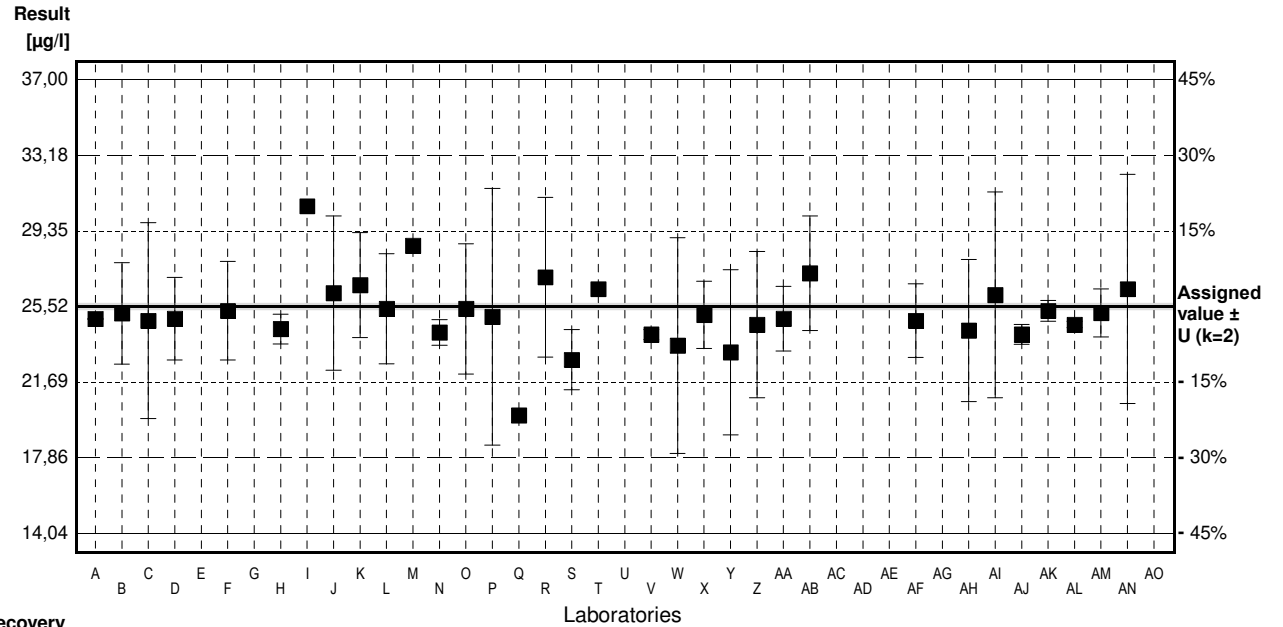
# Sample M179B

## Parameter Iron

Assigned value ± U (k=2) 25,52 µg/l ± 0,17 µg/l  
 IFA result ± U (k=2) 24,0 µg/l ± 1,8 µg/l  
 Stability test ± U (k=2) 25,5 µg/l ± 1,9 µg/l

| Lab Code | Result   | ±      | Unit | Recovery | z-Score |
|----------|----------|--------|------|----------|---------|
| A        | 24.8921  | 0.0217 | µg/l | 98%      | -0.38   |
| B        | 25.17    | 2.57   | µg/l | 99%      | -0.21   |
| C        | 24.8     | 4.96   | µg/l | 97%      | -0.44   |
| D        | 24.9     | 2.09   | µg/l | 98%      | -0.38   |
| E        |          |        | µg/l |          |         |
| F        | 25.3     | 2.5    | µg/l | 99%      | -0.13   |
| G        | 0.797 *  | 0.478  | µg/l | 3%       | -15.14  |
| H        | 24.376   | 0.755  | µg/l | 96%      | -0.70   |
| I        | 30.6 *   |        | µg/l | 120%     | 3.11    |
| J        | 26.2     | 3.9    | µg/l | 103%     | 0.42    |
| K        | 26.6     | 2.66   | µg/l | 104%     | 0.66    |
| L        | 25.4     | 2.79   | µg/l | 100%     | -0.07   |
| M        | 28.6     |        | µg/l | 112%     | 1.89    |
| N        | 24.2     | 0.650  | µg/l | 95%      | -0.81   |
| O        | 25.4     | 3.3    | µg/l | 100%     | -0.07   |
| P        | 25.0     | 6.50   | µg/l | 98%      | -0.32   |
| Q        | 20.012 * |        | µg/l | 78%      | -3.37   |
| R        | 27.0     | 4.05   | µg/l | 106%     | 0.91    |
| S        | 22.82    | 1.52   | µg/l | 89%      | -1.65   |
| T        | 26.4     |        | µg/l | 103%     | 0.54    |
| U        | 0.0340 * | 0.3    | µg/l | 0%       | -15.60  |
| V        | 24.1     | 0.252  | µg/l | 94%      | -0.87   |
| W        | 23.54    | 5.46   | µg/l | 92%      | -1.21   |
| X        | 25.1     | 1.7    | µg/l | 98%      | -0.26   |
| Y        | 23.2     | 4.18   | µg/l | 91%      | -1.42   |
| Z        | 24.6     | 3.7    | µg/l | 96%      | -0.56   |
| AA       | 24.9     | 1.64   | µg/l | 98%      | -0.38   |
| AB       | 27.2     | 2.9    | µg/l | 107%     | 1.03    |
| AC       | 1024 *   |        | µg/l | 4013%    | 611.33  |
| AD       | 93.0 *   | 23.3   | µg/l | 364%     | 41.32   |
| AE       | <50      |        | µg/l | .        | .       |
| AF       | 24.8     | 1.86   | µg/l | 97%      | -0.44   |
| AG       |          |        | µg/l |          |         |
| AH       | 24.3     | 3.6    | µg/l | 95%      | -0.75   |
| AI       | 26.1     | 5.21   | µg/l | 102%     | 0.36    |
| AJ       | 24.1     | 0.5    | µg/l | 94%      | -0.87   |
| AK       | 25.3     | 0.531  | µg/l | 99%      | -0.13   |
| AL       | 24.6     | 0.16   | µg/l | 96%      | -0.56   |
| AM       | 25.19    | 1.22   | µg/l | 99%      | -0.20   |
| AN       | 26.4     | 5.8    | µg/l | 103%     | 0.54    |
| AO       |          |        | µg/l |          |         |

|                   | All results   | Outliers excl. | Unit |
|-------------------|---------------|----------------|------|
| Mean ± CI(99%)    | 52,67 ± 73,61 | 25,18 ± 0,60   | µg/l |
| Recov. ± CI(99%)  | 206,4 ± 288,5 | 98,7 ± 2,3     | %    |
| SD between labs   | 164,62        | 1,21           | µg/l |
| RSD between labs  | 312,5         | 4,8            | %    |
| n for calculation | 37            | 31             |      |



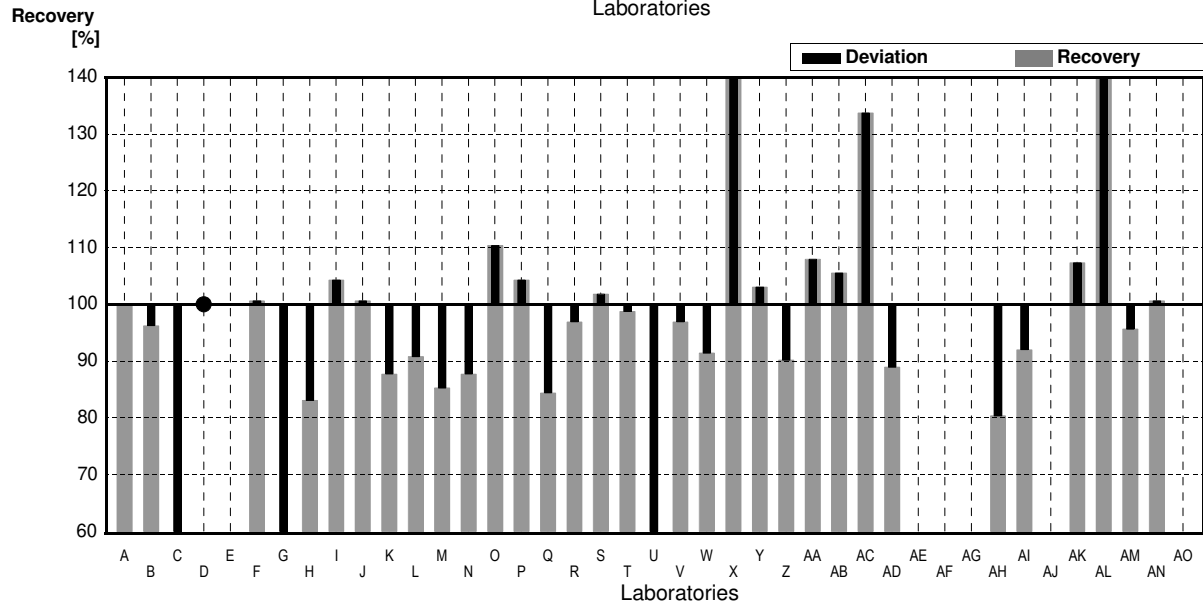
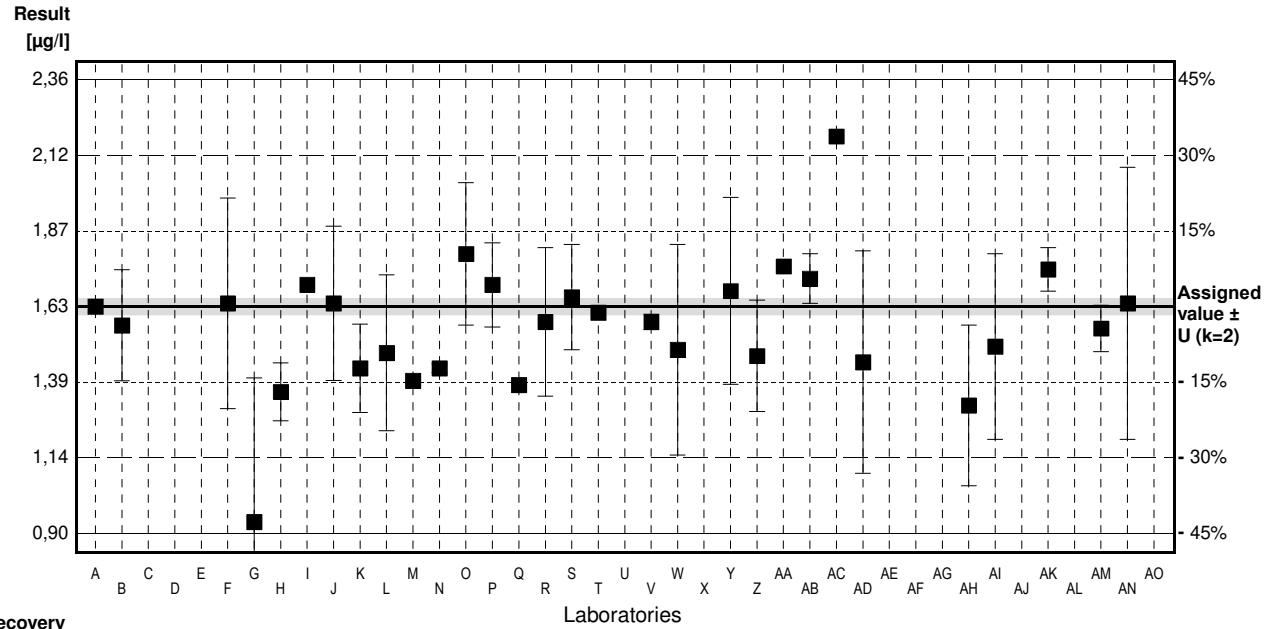
# Sample M179A

## Parameter Copper

Assigned value ± U (k=2) 1,63 µg/l ± 0,03 µg/l  
 IFA result ± U (k=2) 1,67 µg/l ± 0,12 µg/l  
 Stability test ± U (k=2) 1,70 µg/l ± 0,12 µg/l

| Lab Code | Result    | ±      | Unit | Recovery | z-Score |
|----------|-----------|--------|------|----------|---------|
| A        | 1,6298    | 0,0018 | µg/l | 100%     | 0,00    |
| B        | 1,569     | 0,18   | µg/l | 96%      | -0,51   |
| C        | 0,727 *   | 0,145  | µg/l | 45%      | -7,59   |
| D        | <5        |        | µg/l | *        |         |
| E        |           |        | µg/l |          |         |
| F        | 1,64      | 0,34   | µg/l | 101%     | 0,08    |
| G        | 0,933 *   | 0,466  | µg/l | 57%      | -5,86   |
| H        | 1,354     | 0,094  | µg/l | 83%      | -2,32   |
| I        | 1,70      |        | µg/l | 104%     | 0,59    |
| J        | 1,64      | 0,25   | µg/l | 101%     | 0,08    |
| K        | 1,43      | 0,143  | µg/l | 88%      | -1,68   |
| L        | 1,48      | 0,252  | µg/l | 91%      | -1,26   |
| M        | 1,39      |        | µg/l | 85%      | -2,02   |
| N        | 1,43      | 0,015  | µg/l | 88%      | -1,68   |
| O        | 1,80      | 0,23   | µg/l | 110%     | 1,43    |
| P        | 1,70      | 0,136  | µg/l | 104%     | 0,59    |
| Q        | 1,376     |        | µg/l | 84%      | -2,13   |
| R        | 1,58      | 0,24   | µg/l | 97%      | -0,42   |
| S        | 1,66      | 0,17   | µg/l | 102%     | 0,25    |
| T        | 1,61      |        | µg/l | 99%      | -0,17   |
| U        | 0,00300 * | 0,4    | µg/l | 0%       | -13,67  |
| V        | 1,58      | 0,025  | µg/l | 97%      | -0,42   |
| W        | 1,49      | 0,34   | µg/l | 91%      | -1,18   |
| X        | 3,32 *    | 0,21   | µg/l | 204%     | 14,20   |
| Y        | 1,68      | 0,302  | µg/l | 103%     | 0,42    |
| Z        | 1,47      | 0,18   | µg/l | 90%      | -1,34   |
| AA       | 1,76      |        | µg/l | 108%     | 1,09    |
| AB       | 1,72      | 0,08   | µg/l | 106%     | 0,76    |
| AC       | 2,18 *    |        | µg/l | 134%     | 4,62    |
| AD       | 1,45      | 0,36   | µg/l | 89%      | -1,51   |
| AE       |           |        | µg/l |          |         |
| AF       |           |        | µg/l |          |         |
| AG       |           |        | µg/l |          |         |
| AH       | 1,31      | 0,26   | µg/l | 80%      | -2,69   |
| AI       | 1,50      | 0,30   | µg/l | 92%      | -1,09   |
| AJ       |           |        | µg/l |          |         |
| AK       | 1,75      | 0,0706 | µg/l | 107%     | 1,01    |
| AL       | 7,05 *    | 0,016  | µg/l | 433%     | 45,55   |
| AM       | 1,559     | 0,075  | µg/l | 96%      | -0,60   |
| AN       | 1,64      | 0,44   | µg/l | 101%     | 0,08    |
| AO       |           |        | µg/l |          |         |

|                   | All results  | Outliers excl. | Unit |
|-------------------|--------------|----------------|------|
| Mean ± CI(99%)    | 1,71 ± 0,50  | 1,57 ± 0,07    | µg/l |
| Recov. ± CI(99%)  | 104,9 ± 30,5 | 96,2 ± 4,3     | %    |
| SD between labs   | 1,06         | 0,13           | µg/l |
| RSD between labs  | 61,8         | 8,6            | %    |
| n for calculation | 34           | 28             |      |



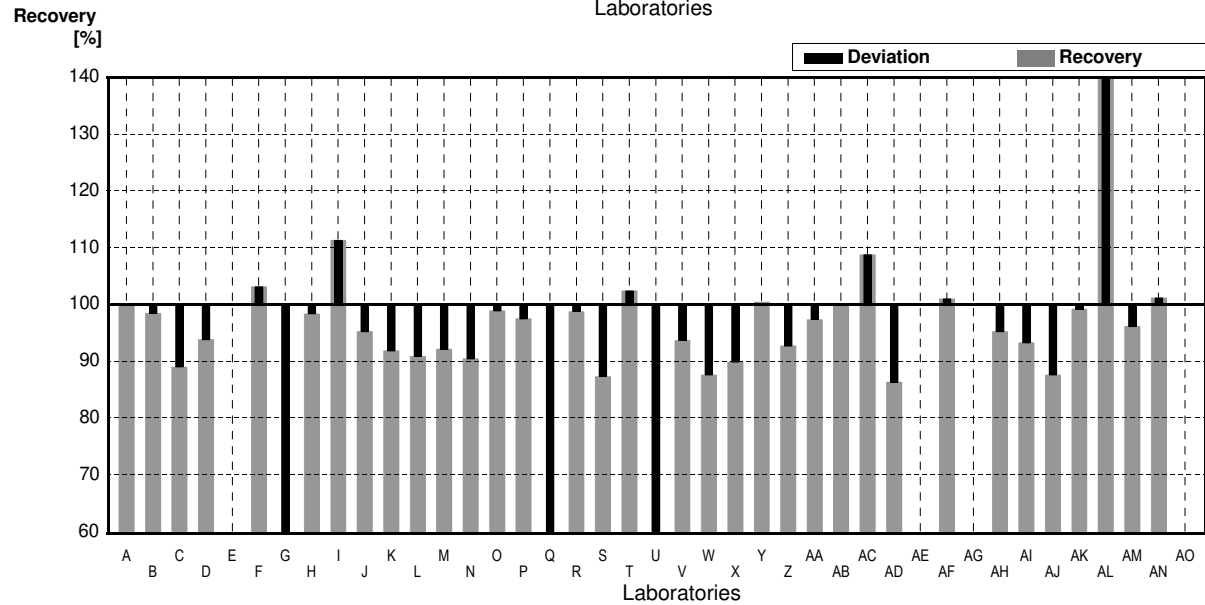
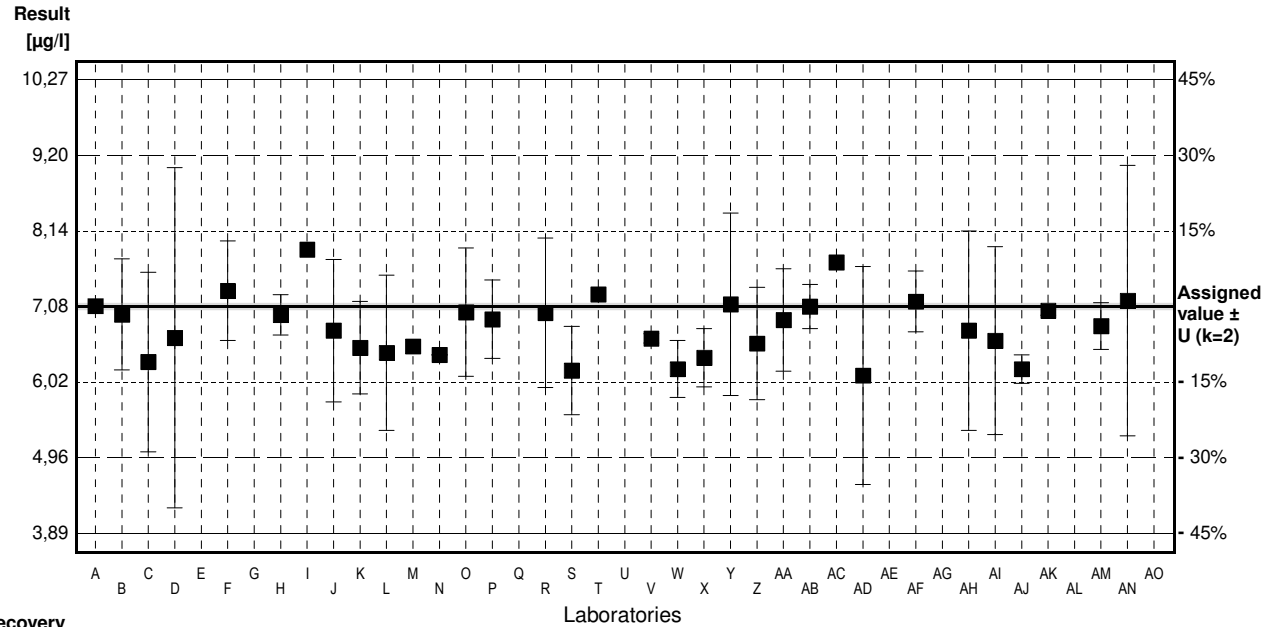
# Sample M179B

## Parameter Copper

Assigned value ± U (k=2) 7,08 µg/l ± 0,05 µg/l  
 IFA result ± U (k=2) 6,9 µg/l ± 0,5 µg/l  
 Stability test ± U (k=2) 7,1 µg/l ± 0,5 µg/l

| Lab Code | Result   | ±      | Unit | Recovery | z-Score |
|----------|----------|--------|------|----------|---------|
| A        | 7.0863   | 0.0080 | µg/l | 100%     | 0.01    |
| B        | 6.968    | 0.78   | µg/l | 98%      | -0.22   |
| C        | 6.30     | 1.26   | µg/l | 89%      | -1.51   |
| D        | 6.64     | 2.39   | µg/l | 94%      | -0.85   |
| E        |          |        | µg/l |          |         |
| F        | 7.3      | 0.7    | µg/l | 103%     | 0.43    |
| G        | 0.718 *  | 0.359  | µg/l | 10%      | -12.31  |
| H        | 6.962    | 0.282  | µg/l | 98%      | -0.23   |
| I        | 7.88     |        | µg/l | 111%     | 1.55    |
| J        | 6.74     | 1.0    | µg/l | 95%      | -0.66   |
| K        | 6.5      | 0.65   | µg/l | 92%      | -1.12   |
| L        | 6.43     | 1.09   | µg/l | 91%      | -1.26   |
| M        | 6.52     |        | µg/l | 92%      | -1.08   |
| N        | 6.40     | 0.005  | µg/l | 90%      | -1.32   |
| O        | 7.0      | 0.9    | µg/l | 99%      | -0.15   |
| P        | 6.90     | 0.552  | µg/l | 97%      | -0.35   |
| Q        | 1.540 *  |        | µg/l | 22%      | -10.72  |
| R        | 6.99     | 1.05   | µg/l | 99%      | -0.17   |
| S        | 6.18     | 0.62   | µg/l | 87%      | -1.74   |
| T        | 7.25     |        | µg/l | 102%     | 0.33    |
| U        | 0.0140 * | 0.4    | µg/l | 0%       | -13.67  |
| V        | 6.63     | 0.065  | µg/l | 94%      | -0.87   |
| W        | 6.20     | 0.40   | µg/l | 88%      | -1.70   |
| X        | 6.36     | 0.41   | µg/l | 90%      | -1.39   |
| Y        | 7.11     | 1.28   | µg/l | 100%     | 0.06    |
| Z        | 6.56     | 0.79   | µg/l | 93%      | -1.01   |
| AA       | 6.89     | 0.72   | µg/l | 97%      | -0.37   |
| AB       | 7.08     | 0.31   | µg/l | 100%     | 0.00    |
| AC       | 7.7      |        | µg/l | 109%     | 1.20    |
| AD       | 6.11     | 1.53   | µg/l | 86%      | -1.88   |
| AE       |          |        | µg/l |          |         |
| AF       | 7.15     | 0.429  | µg/l | 101%     | 0.14    |
| AG       |          |        | µg/l |          |         |
| AH       | 6.74     | 1.4    | µg/l | 95%      | -0.66   |
| AI       | 6.60     | 1.32   | µg/l | 93%      | -0.93   |
| AJ       | 6.2      | 0.2    | µg/l | 88%      | -1.70   |
| AK       | 7.02     | 0.0637 | µg/l | 99%      | -0.12   |
| AL       | 12.27 *  | 0.04   | µg/l | 173%     | 10.04   |
| AM       | 6.806    | 0.328  | µg/l | 96%      | -0.53   |
| AN       | 7.16     | 1.90   | µg/l | 101%     | 0.15    |
| AO       |          |        | µg/l |          |         |

|                   | All results | Outliers excl. | Unit |
|-------------------|-------------|----------------|------|
| Mean ± CI(99%)    | 6,46 ± 0,89 | 6,80 ± 0,20    | µg/l |
| Recov. ± CI(99%)  | 91,2 ± 12,5 | 96,0 ± 2,9     | %    |
| SD between labs   | 1,99        | 0,43           | µg/l |
| RSD between labs  | 30,8        | 6,3            | %    |
| n for calculation | 37          | 33             |      |



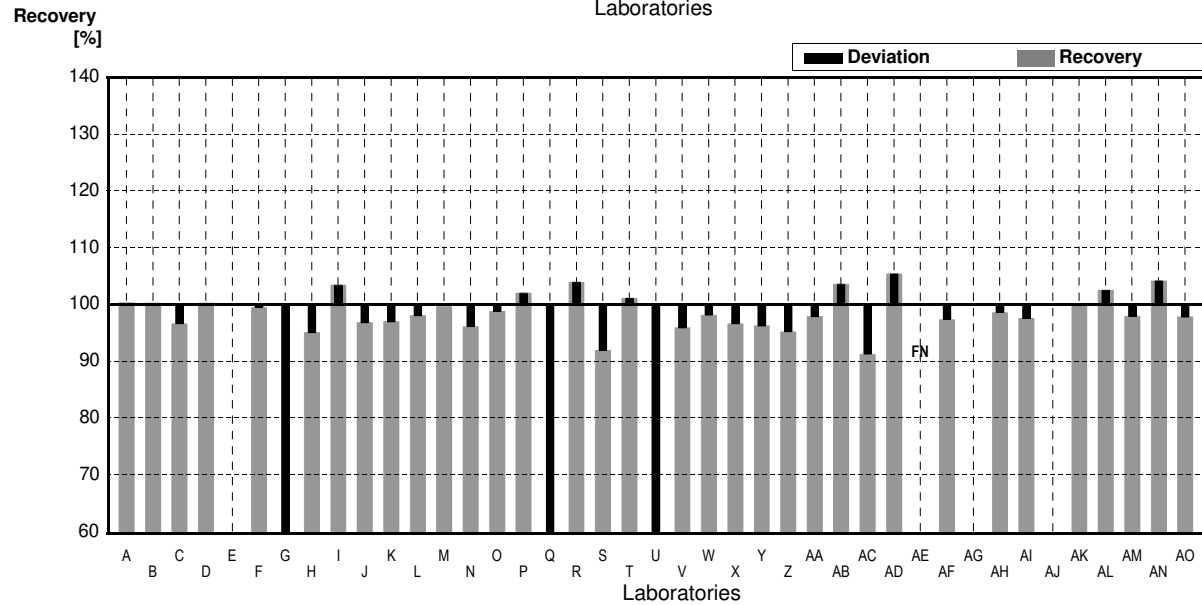
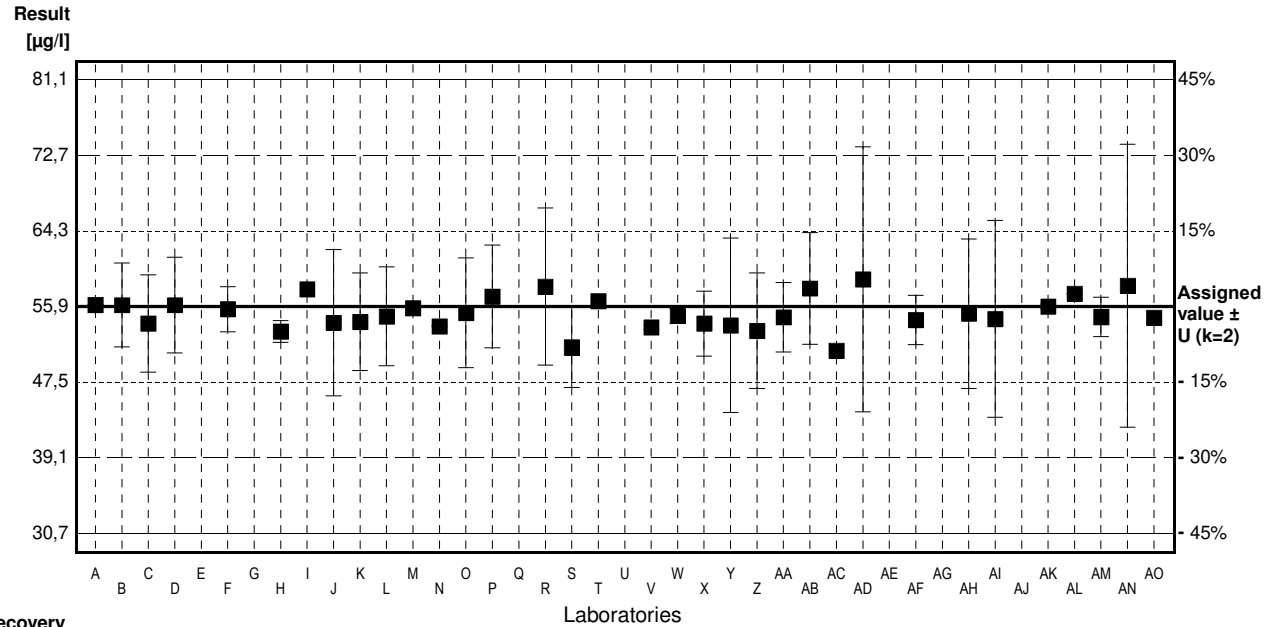
# Sample M179A

## Parameter Manganese

Assigned value  $\pm U$  (k=2) 55,9  $\mu\text{g/l}$   $\pm$  0,2  $\mu\text{g/l}$   
 IFA result  $\pm U$  (k=2) 56  $\mu\text{g/l}$   $\pm$  4  $\mu\text{g/l}$   
 Stability test  $\pm U$  (k=2) 59  $\mu\text{g/l}$   $\pm$  4  $\mu\text{g/l}$

| Lab Code | Result   | $\pm$  | Unit            | Recovery | z-Score |
|----------|----------|--------|-----------------|----------|---------|
| A        | 56.0608  | 0.0449 | $\mu\text{g/l}$ | 100%     | 0.06    |
| B        | 56.05    | 4.65   | $\mu\text{g/l}$ | 100%     | 0.05    |
| C        | 54.0     | 5.4    | $\mu\text{g/l}$ | 97%      | -0.67   |
| D        | 56.05    | 5.3    | $\mu\text{g/l}$ | 100%     | 0.05    |
| E        |          |        | $\mu\text{g/l}$ |          |         |
| F        | 55.6     | 2.5    | $\mu\text{g/l}$ | 99%      | -0.11   |
| G        | 0.130 *  |        | $\mu\text{g/l}$ | 0%       | -19.56  |
| H        | 53.122   | 1.211  | $\mu\text{g/l}$ | 95%      | -0.97   |
| I        | 57.8     |        | $\mu\text{g/l}$ | 103%     | 0.67    |
| J        | 54.1     | 8.1    | $\mu\text{g/l}$ | 97%      | -0.63   |
| K        | 54.2     | 5.42   | $\mu\text{g/l}$ | 97%      | -0.60   |
| L        | 54.8     | 5.48   | $\mu\text{g/l}$ | 98%      | -0.39   |
| M        | 55.7     |        | $\mu\text{g/l}$ | 100%     | -0.07   |
| N        | 53.7     | 0.095  | $\mu\text{g/l}$ | 96%      | -0.77   |
| O        | 55.2     | 6.1    | $\mu\text{g/l}$ | 99%      | -0.25   |
| P        | 57.0     | 5.70   | $\mu\text{g/l}$ | 102%     | 0.39    |
| Q        | 11.952 * |        | $\mu\text{g/l}$ | 21%      | -15.42  |
| R        | 58.1     | 8.72   | $\mu\text{g/l}$ | 104%     | 0.77    |
| S        | 51.37    | 4.47   | $\mu\text{g/l}$ | 92%      | -1.59   |
| T        | 56.5     |        | $\mu\text{g/l}$ | 101%     | 0.21    |
| U        | 0.059 *  | 0.2    | $\mu\text{g/l}$ | 0%       | -19.59  |
| V        | 53.6     | 0.231  | $\mu\text{g/l}$ | 96%      | -0.81   |
| W        | 54.85    | 0.84   | $\mu\text{g/l}$ | 98%      | -0.37   |
| X        | 54       | 3.6    | $\mu\text{g/l}$ | 97%      | -0.67   |
| Y        | 53.8     | 9.68   | $\mu\text{g/l}$ | 96%      | -0.74   |
| Z        | 53.2     | 6.4    | $\mu\text{g/l}$ | 95%      | -0.95   |
| AA       | 54.7     | 3.86   | $\mu\text{g/l}$ | 98%      | -0.42   |
| AB       | 57.9     | 6.2    | $\mu\text{g/l}$ | 104%     | 0.70    |
| AC       | 51       |        | $\mu\text{g/l}$ | 91%      | -1.72   |
| AD       | 58.9     | 14.7   | $\mu\text{g/l}$ | 105%     | 1.05    |
| AE       | <50      |        | $\mu\text{g/l}$ | FN       |         |
| AF       | 54.4     | 2.72   | $\mu\text{g/l}$ | 97%      | -0.53   |
| AG       |          |        | $\mu\text{g/l}$ |          |         |
| AH       | 55.1     | 8.3    | $\mu\text{g/l}$ | 99%      | -0.28   |
| AI       | 54.52    | 10.9   | $\mu\text{g/l}$ | 98%      | -0.48   |
| AJ       |          |        | $\mu\text{g/l}$ |          |         |
| AK       | 55.9     | 0.272  | $\mu\text{g/l}$ | 100%     | 0.00    |
| AL       | 57.3     | 0.034  | $\mu\text{g/l}$ | 103%     | 0.49    |
| AM       | 54.74    | 2.17   | $\mu\text{g/l}$ | 98%      | -0.41   |
| AN       | 58.2     | 15.7   | $\mu\text{g/l}$ | 104%     | 0.81    |
| AO       | 54.66    |        | $\mu\text{g/l}$ | 98%      | -0.43   |

|                      | All results     | Outliers excl. | Unit            |
|----------------------|-----------------|----------------|-----------------|
| Mean $\pm$ CI(99%)   | 51,0 $\pm$ 6,4  | 55,2 $\pm$ 0,9 | $\mu\text{g/l}$ |
| Recov. $\pm$ CI(99%) | 91,3 $\pm$ 11,5 | 98,7 $\pm$ 1,6 | %               |
| SD between labs      | 14,4            | 1,8            | $\mu\text{g/l}$ |
| RSD between labs     | 28,1            | 3,3            | %               |
| n for calculation    | 37              | 34             |                 |



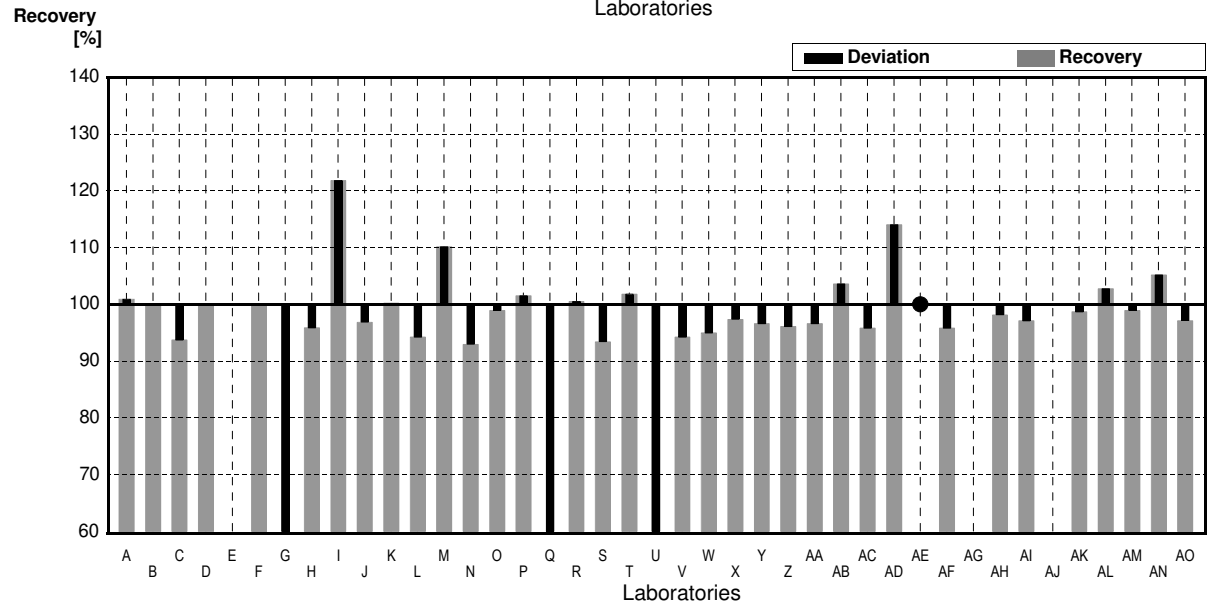
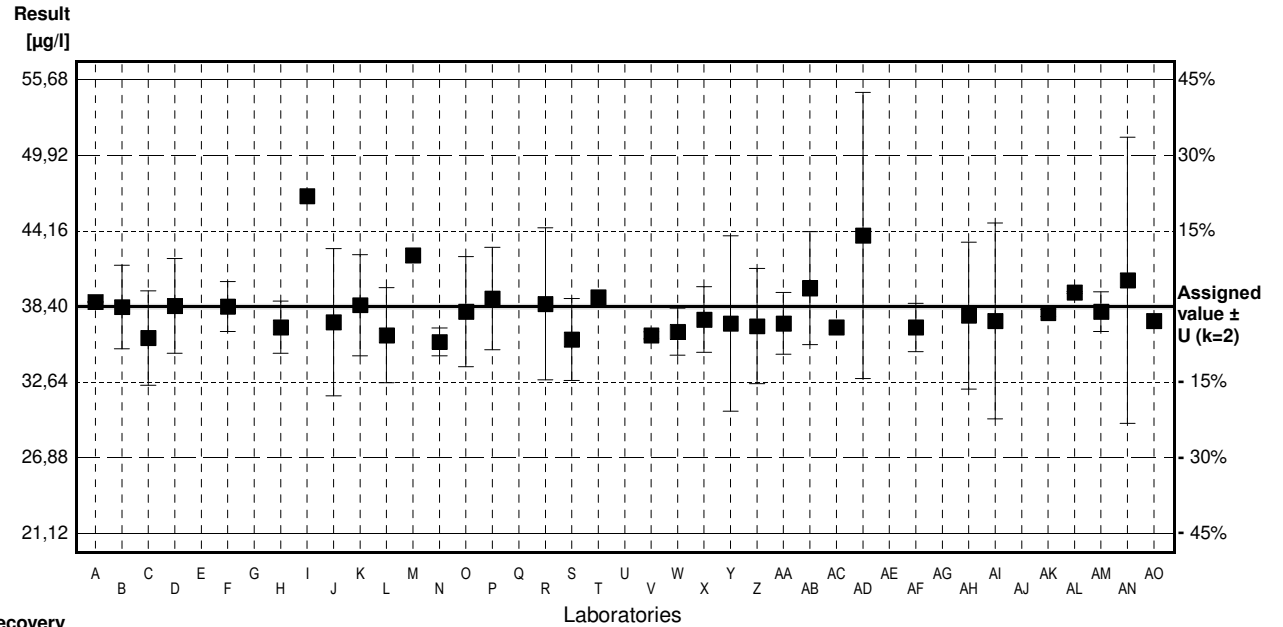
# Sample M179B

## Parameter Manganese

Assigned value ± U (k=2) 38,40 µg/l ± 0,18 µg/l  
 IFA result ± U (k=2) 36,7 µg/l ± 2,4 µg/l  
 Stability test ± U (k=2) 39,2 µg/l ± 2,5 µg/l

| Lab Code | Result   | ±      | Unit | Recovery | z-Score |
|----------|----------|--------|------|----------|---------|
| A        | 38,7466  | 0,0310 | µg/l | 101%     | 0,18    |
| B        | 38,36    | 3,18   | µg/l | 100%     | -0,02   |
| C        | 36,0     | 3,60   | µg/l | 94%      | -1,23   |
| D        | 38,44    | 3,6    | µg/l | 100%     | 0,02    |
| E        |          |        | µg/l |          |         |
| F        | 38,4     | 1,9    | µg/l | 100%     | 0,00    |
| G        | 0,132 *  |        | µg/l | 0%       | -19,54  |
| H        | 36,820   | 1,991  | µg/l | 96%      | -0,81   |
| I        | 46,8 *   |        | µg/l | 122%     | 4,29    |
| J        | 37,2     | 5,6    | µg/l | 97%      | -0,61   |
| K        | 38,5     | 3,85   | µg/l | 100%     | 0,05    |
| L        | 36,2     | 3,62   | µg/l | 94%      | -1,12   |
| M        | 42,3     |        | µg/l | 110%     | 1,99    |
| N        | 35,7     | 1,050  | µg/l | 93%      | -1,38   |
| O        | 38,0     | 4,2    | µg/l | 99%      | -0,20   |
| P        | 39,0     | 3,90   | µg/l | 102%     | 0,31    |
| Q        | 7,151 *  |        | µg/l | 19%      | -15,96  |
| R        | 38,6     | 5,78   | µg/l | 101%     | 0,10    |
| S        | 35,88    | 3,13   | µg/l | 93%      | -1,29   |
| T        | 39,1     |        | µg/l | 102%     | 0,36    |
| U        | 0,0400 * | 0,2    | µg/l | 0%       | -19,59  |
| V        | 36,2     | 0,265  | µg/l | 94%      | -1,12   |
| W        | 36,47    | 1,79   | µg/l | 95%      | -0,99   |
| X        | 37,4     | 2,5    | µg/l | 97%      | -0,51   |
| Y        | 37,1     | 6,68   | µg/l | 97%      | -0,66   |
| Z        | 36,9     | 4,4    | µg/l | 96%      | -0,77   |
| AA       | 37,1     | 2,35   | µg/l | 97%      | -0,66   |
| AB       | 39,8     | 4,3    | µg/l | 104%     | 0,71    |
| AC       | 36,8     |        | µg/l | 96%      | -0,82   |
| AD       | 43,8 *   | 10,9   | µg/l | 114%     | 2,76    |
| AE       | <50      |        | µg/l | .        | .       |
| AF       | 36,8     | 1,84   | µg/l | 96%      | -0,82   |
| AG       |          |        | µg/l |          |         |
| AH       | 37,7     | 5,6    | µg/l | 98%      | -0,36   |
| AI       | 37,3     | 7,46   | µg/l | 97%      | -0,56   |
| AJ       |          |        | µg/l |          |         |
| AK       | 37,9     | 0,277  | µg/l | 99%      | -0,26   |
| AL       | 39,47    | 0,078  | µg/l | 103%     | 0,55    |
| AM       | 38,00    | 1,50   | µg/l | 99%      | -0,20   |
| AN       | 40,4     | 10,9   | µg/l | 105%     | 1,02    |
| AO       | 37,31    |        | µg/l | 97%      | -0,56   |

|                   | All results  | Outliers excl. | Unit |
|-------------------|--------------|----------------|------|
| Mean ± CI(99%)    | 35,35 ± 4,56 | 37,81 ± 0,70   | µg/l |
| Recov. ± CI(99%)  | 92,0 ± 11,9  | 98,5 ± 1,8     | %    |
| SD between labs   | 10,20        | 1,44           | µg/l |
| RSD between labs  | 28,8         | 3,8            | %    |
| n for calculation | 37           | 32             |      |



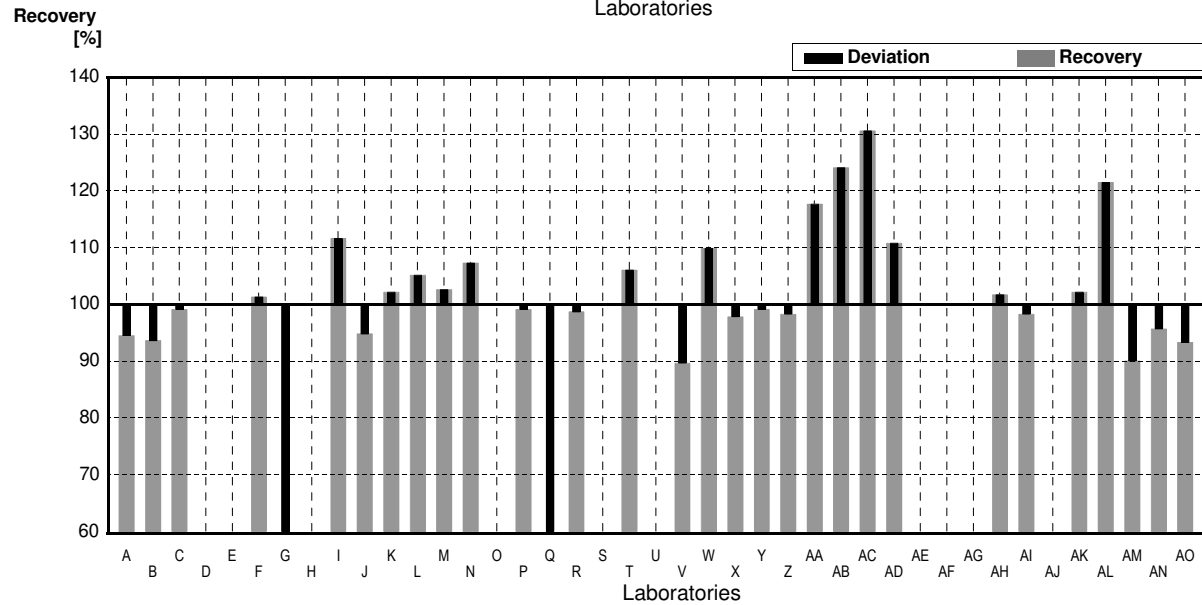
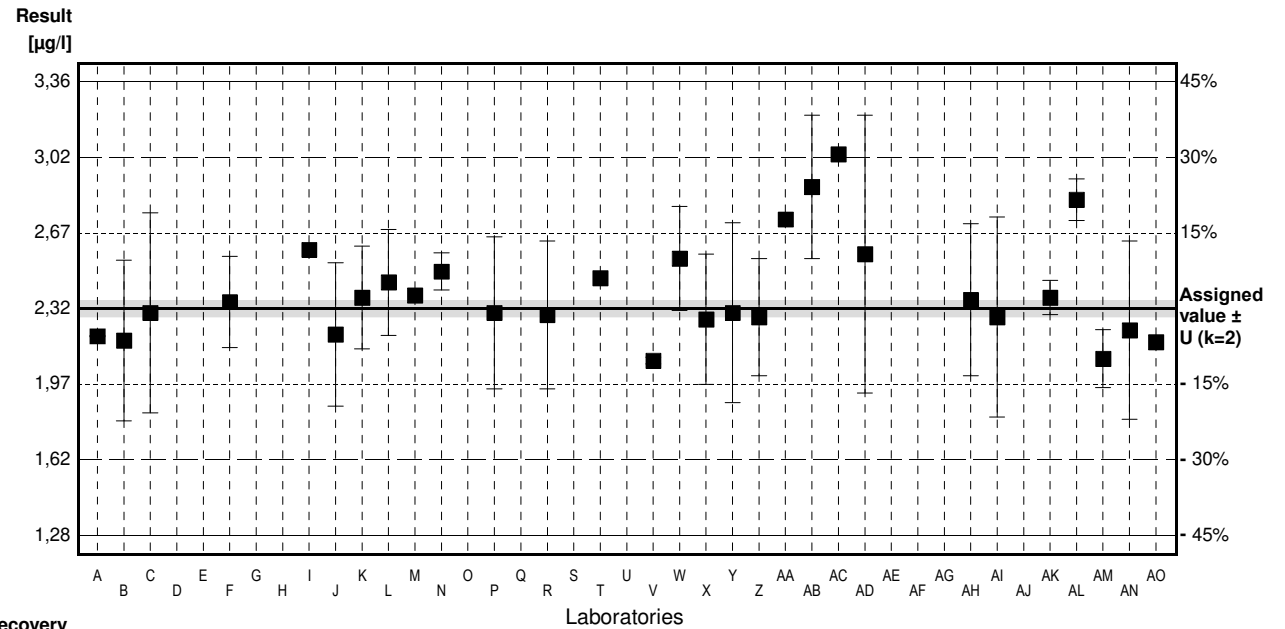
# Sample M179A

## Parameter Molybdenum

Assigned value ± U (k=2) 2,32 µg/l ± 0,04 µg/l  
 IFA result ± U (k=2) 2,25 µg/l ± 0,20 µg/l  
 Stability test ± U (k=2) 2,27 µg/l ± 0,20 µg/l

| Lab Code | Result  | ±      | Unit | Recovery | z-Score |
|----------|---------|--------|------|----------|---------|
| A        | 2.1924  | 0.0023 | µg/l | 95%      | -0.90   |
| B        | 2.172   | 0.37   | µg/l | 94%      | -1.05   |
| C        | 2.30    | 0.46   | µg/l | 99%      | -0.14   |
| D        |         |        | µg/l |          |         |
| E        |         |        | µg/l |          |         |
| F        | 2.35    | 0.21   | µg/l | 101%     | 0.21    |
| G        | 0.801 * | 0.401  | µg/l | 35%      | -10.73  |
| H        |         |        | µg/l |          |         |
| I        | 2.59    |        | µg/l | 112%     | 1.91    |
| J        | 2.20    | 0.33   | µg/l | 95%      | -0.85   |
| K        | 2.37    | 0.237  | µg/l | 102%     | 0.35    |
| L        | 2.44    | 0.244  | µg/l | 105%     | 0.85    |
| M        | 2.38    |        | µg/l | 103%     | 0.42    |
| N        | 2.49    | 0.085  | µg/l | 107%     | 1.20    |
| O        |         |        | µg/l |          |         |
| P        | 2.30    | 0.35   | µg/l | 99%      | -0.14   |
| Q        | 0.408 * |        | µg/l | 18%      | -13.51  |
| R        | 2.29    | 0.34   | µg/l | 99%      | -0.21   |
| S        |         |        | µg/l |          |         |
| T        | 2.46    |        | µg/l | 106%     | 0.99    |
| U        |         |        | µg/l |          |         |
| V        | 2.08    | 0.015  | µg/l | 90%      | -1.70   |
| W        | 2.55    | 0.24   | µg/l | 110%     | 1.63    |
| X        | 2.27    | 0.3    | µg/l | 98%      | -0.35   |
| Y        | 2.30    | 0.414  | µg/l | 99%      | -0.14   |
| Z        | 2.28    | 0.27   | µg/l | 98%      | -0.28   |
| AA       | 2.73    |        | µg/l | 118%     | 2.90    |
| AB       | 2.88    | 0.33   | µg/l | 124%     | 3.96    |
| AC       | 3.03 *  |        | µg/l | 131%     | 5.02    |
| AD       | 2.57    | 0.64   | µg/l | 111%     | 1.77    |
| AE       |         |        | µg/l |          |         |
| AF       |         |        | µg/l |          |         |
| AG       |         |        | µg/l |          |         |
| AH       | 2.36    | 0.35   | µg/l | 102%     | 0.28    |
| AI       | 2.28    | 0.46   | µg/l | 98%      | -0.28   |
| AJ       |         |        | µg/l |          |         |
| AK       | 2.37    | 0.0793 | µg/l | 102%     | 0.35    |
| AL       | 2.82    | 0.096  | µg/l | 122%     | 3.53    |
| AM       | 2.089   | 0.133  | µg/l | 90%      | -1.63   |
| AN       | 2.22    | 0.41   | µg/l | 96%      | -0.71   |
| AO       | 2.165   |        | µg/l | 93%      | -1.10   |

|                   | All results | Outliers excl. | Unit |
|-------------------|-------------|----------------|------|
| Mean ± CI(99%)    | 2,28 ± 0,25 | 2,37 ± 0,11    | µg/l |
| Recov. ± CI(99%)  | 98,4 ± 10,7 | 102,4 ± 4,6    | %    |
| SD between labs   | 0,50        | 0,20           | µg/l |
| RSD between labs  | 22,1        | 8,6            | %    |
| n for calculation | 31          | 28             |      |



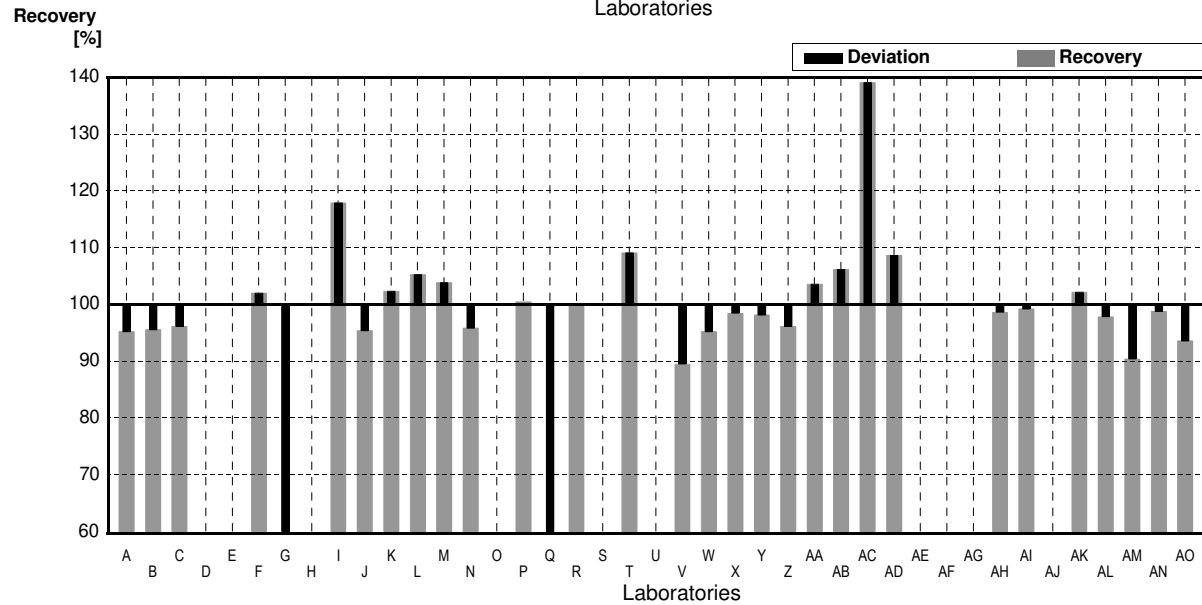
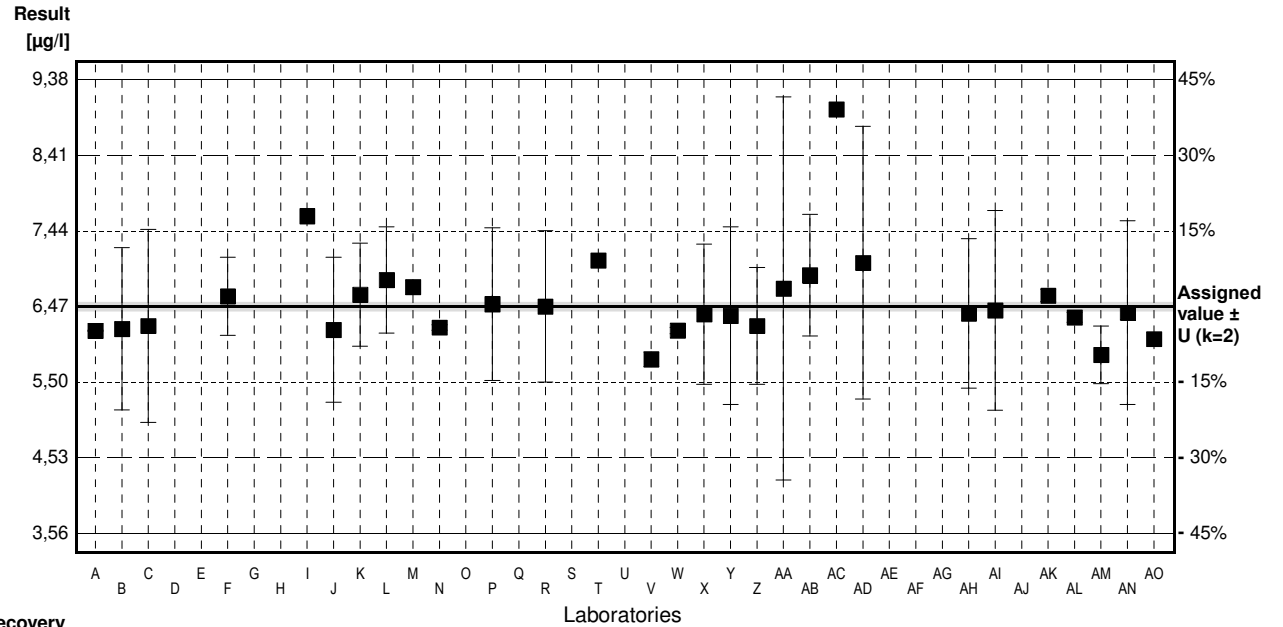
# Sample M179B

## Parameter Molybdenum

Assigned value ± U (k=2) 6,47 µg/l ± 0,06 µg/l  
 IFA result ± U (k=2) 6,2 µg/l ± 0,5 µg/l  
 Stability test ± U (k=2) 6,4 µg/l ± 0,6 µg/l

| Lab Code | Result  | ±      | Unit | Recovery | z-Score |
|----------|---------|--------|------|----------|---------|
| A        | 6.1590  | 0.0065 | µg/l | 95%      | -0.79   |
| B        | 6.182   | 1.04   | µg/l | 96%      | -0.73   |
| C        | 6.22    | 1.24   | µg/l | 96%      | -0.63   |
| D        |         |        | µg/l |          |         |
| E        |         |        | µg/l |          |         |
| F        | 6.6     | 0.5    | µg/l | 102%     | 0.33    |
| G        | 0.632 * | 0.253  | µg/l | 10%      | -14.79  |
| H        |         |        | µg/l |          |         |
| I        | 7.63 *  |        | µg/l | 118%     | 2.94    |
| J        | 6.17    | 0.93   | µg/l | 95%      | -0.76   |
| K        | 6.62    | 0.662  | µg/l | 102%     | 0.38    |
| L        | 6.81    | 0.681  | µg/l | 105%     | 0.86    |
| M        | 6.72    |        | µg/l | 104%     | 0.63    |
| N        | 6.20    | 0.035  | µg/l | 96%      | -0.68   |
| O        |         |        | µg/l |          |         |
| P        | 6.50    | 0.98   | µg/l | 100%     | 0.08    |
| Q        | 1.271 * |        | µg/l | 20%      | -13.17  |
| R        | 6.47    | 0.971  | µg/l | 100%     | 0.00    |
| S        |         |        | µg/l |          |         |
| T        | 7.06    |        | µg/l | 109%     | 1.49    |
| U        |         |        | µg/l |          |         |
| V        | 5.79    | 0.095  | µg/l | 89%      | -1.72   |
| W        | 6.16    | 0.04   | µg/l | 95%      | -0.79   |
| X        | 6.37    | 0.9    | µg/l | 98%      | -0.25   |
| Y        | 6.35    | 1.14   | µg/l | 98%      | -0.30   |
| Z        | 6.22    | 0.75   | µg/l | 96%      | -0.63   |
| AA       | 6.70    | 2.46   | µg/l | 104%     | 0.58    |
| AB       | 6.87    | 0.78   | µg/l | 106%     | 1.01    |
| AC       | 9.0 *   |        | µg/l | 139%     | 6.41    |
| AD       | 7.03    | 1.75   | µg/l | 109%     | 1.42    |
| AE       |         |        | µg/l |          |         |
| AF       |         |        | µg/l |          |         |
| AG       |         |        | µg/l |          |         |
| AH       | 6.38    | 0.96   | µg/l | 99%      | -0.23   |
| AI       | 6.42    | 1.28   | µg/l | 99%      | -0.13   |
| AJ       |         |        | µg/l |          |         |
| AK       | 6.61    | 0.0781 | µg/l | 102%     | 0.35    |
| AL       | 6.33    | 0.064  | µg/l | 98%      | -0.35   |
| AM       | 5.848   | 0.371  | µg/l | 90%      | -1.58   |
| AN       | 6.39    | 1.18   | µg/l | 99%      | -0.20   |
| AO       | 6.053   |        | µg/l | 94%      | -1.06   |

|                   | All results | Outliers excl. | Unit |
|-------------------|-------------|----------------|------|
| Mean ± CI(99%)    | 6,19 ± 0,75 | 6,42 ± 0,17    | µg/l |
| Recov. ± CI(99%)  | 95,6 ± 11,6 | 99,2 ± 2,7     | %    |
| SD between labs   | 1,52        | 0,32           | µg/l |
| RSD between labs  | 24,5        | 5,0            | %    |
| n for calculation | 31          | 27             |      |



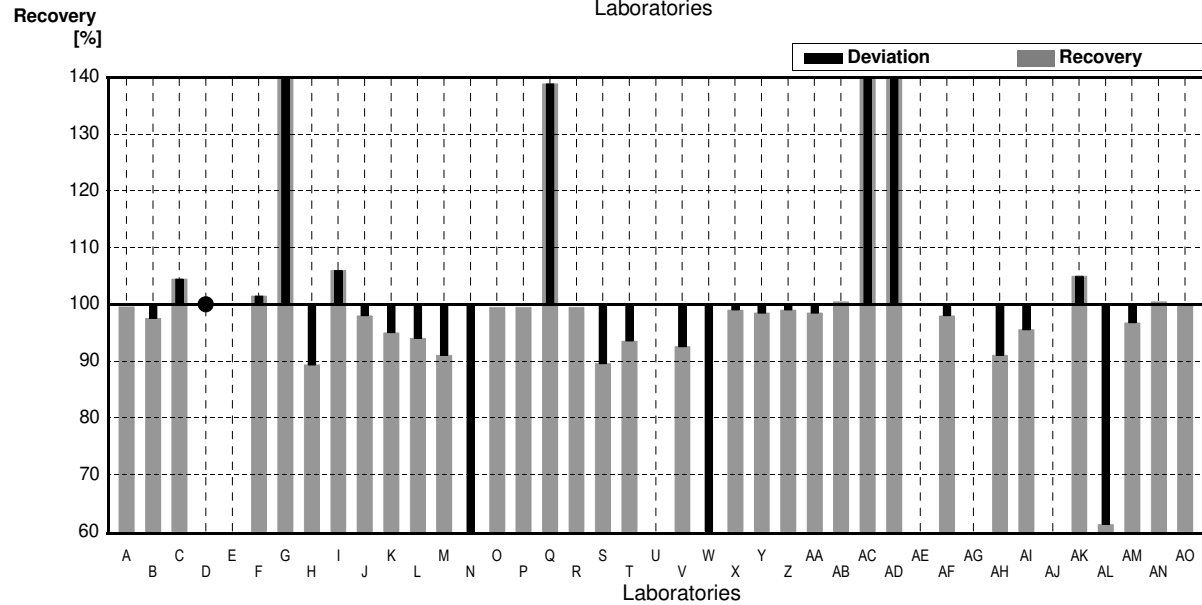
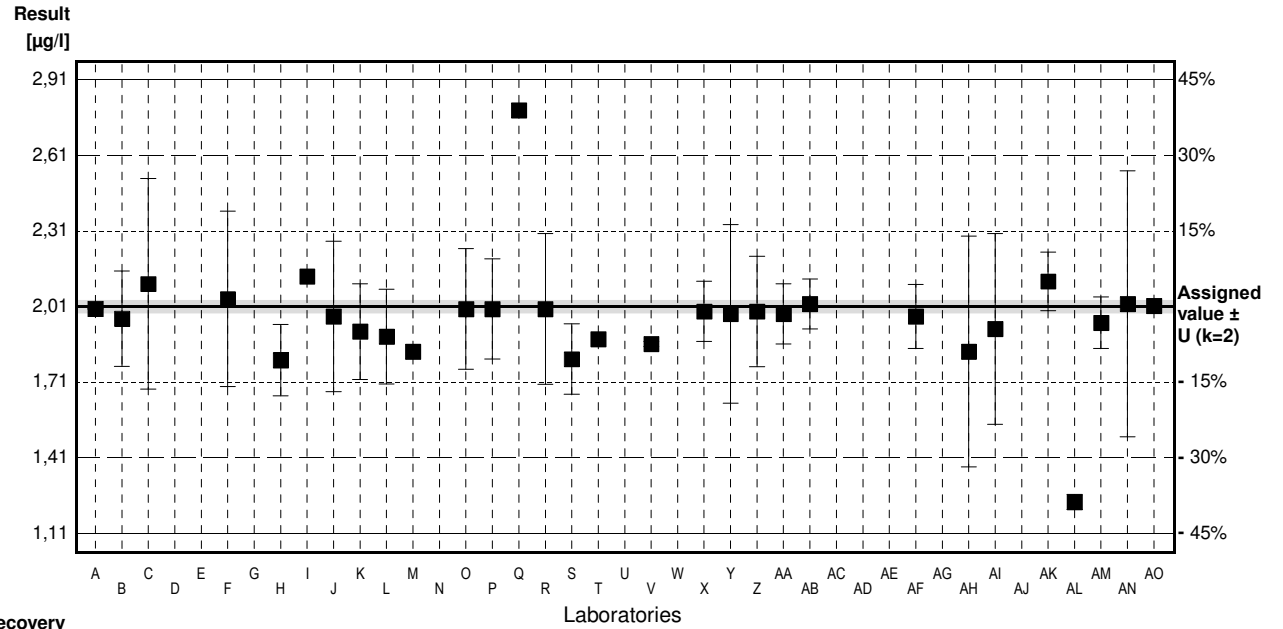
# Sample M179A

## Parameter Nickel

Assigned value  $\pm U$  (k=2) 2,01  $\mu\text{g/l}$   $\pm$  0,03  $\mu\text{g/l}$   
 IFA result  $\pm U$  (k=2) 2,01  $\mu\text{g/l}$   $\pm$  0,11  $\mu\text{g/l}$   
 Stability test  $\pm U$  (k=2) 2,09  $\mu\text{g/l}$   $\pm$  0,11  $\mu\text{g/l}$

| Lab Code | Result  | $\pm$  | Unit            | Recovery | z-Score |
|----------|---------|--------|-----------------|----------|---------|
| A        | 2,0011  | 0,0020 | $\mu\text{g/l}$ | 100%     | -0,07   |
| B        | 1,961   | 0,19   | $\mu\text{g/l}$ | 98%      | -0,38   |
| C        | 2,10    | 0,42   | $\mu\text{g/l}$ | 104%     | 0,70    |
| D        | <5      |        | $\mu\text{g/l}$ | *        |         |
| E        |         |        | $\mu\text{g/l}$ |          |         |
| F        | 2,04    | 0,35   | $\mu\text{g/l}$ | 101%     | 0,23    |
| G        | 13,63 * | 7,49   | $\mu\text{g/l}$ | 678%     | 90,33   |
| H        | 1,796   | 0,142  | $\mu\text{g/l}$ | 89%      | -1,66   |
| I        | 2,13    |        | $\mu\text{g/l}$ | 106%     | 0,93    |
| J        | 1,97    | 0,30   | $\mu\text{g/l}$ | 98%      | -0,31   |
| K        | 1,91    | 0,191  | $\mu\text{g/l}$ | 95%      | -0,78   |
| L        | 1,89    | 0,189  | $\mu\text{g/l}$ | 94%      | -0,93   |
| M        | 1,83    |        | $\mu\text{g/l}$ | 91%      | -1,40   |
| N        | 0,98 *  | 0,035  | $\mu\text{g/l}$ | 49%      | -8,01   |
| O        | 2,00    | 0,24   | $\mu\text{g/l}$ | 100%     | -0,08   |
| P        | 2,00    | 0,200  | $\mu\text{g/l}$ | 100%     | -0,08   |
| Q        | 2,792 * |        | $\mu\text{g/l}$ | 139%     | 6,08    |
| R        | 2,00    | 0,30   | $\mu\text{g/l}$ | 100%     | -0,08   |
| S        | 1,80    | 0,14   | $\mu\text{g/l}$ | 90%      | -1,63   |
| T        | 1,88    |        | $\mu\text{g/l}$ | 94%      | -1,01   |
| U        |         |        | $\mu\text{g/l}$ |          |         |
| V        | 1,86    | 0,010  | $\mu\text{g/l}$ | 93%      | -1,17   |
| W        | 0,99 *  | 0,03   | $\mu\text{g/l}$ | 49%      | -7,93   |
| X        | 1,99    | 0,12   | $\mu\text{g/l}$ | 99%      | -0,16   |
| Y        | 1,98    | 0,356  | $\mu\text{g/l}$ | 99%      | -0,23   |
| Z        | 1,99    | 0,22   | $\mu\text{g/l}$ | 99%      | -0,16   |
| AA       | 1,98    | 0,12   | $\mu\text{g/l}$ | 99%      | -0,23   |
| AB       | 2,02    | 0,10   | $\mu\text{g/l}$ | 100%     | 0,08    |
| AC       | 2,95 *  |        | $\mu\text{g/l}$ | 147%     | 7,31    |
| AD       | 5,96 *  | 1,49   | $\mu\text{g/l}$ | 297%     | 30,71   |
| AE       |         |        | $\mu\text{g/l}$ |          |         |
| AF       | 1,97    | 0,128  | $\mu\text{g/l}$ | 98%      | -0,31   |
| AG       |         |        | $\mu\text{g/l}$ |          |         |
| AH       | 1,83    | 0,46   | $\mu\text{g/l}$ | 91%      | -1,40   |
| AI       | 1,92    | 0,38   | $\mu\text{g/l}$ | 96%      | -0,70   |
| AJ       |         |        | $\mu\text{g/l}$ |          |         |
| AK       | 2,11    | 0,117  | $\mu\text{g/l}$ | 105%     | 0,78    |
| AL       | 1,23 *  | 0,03   | $\mu\text{g/l}$ | 61%      | -6,06   |
| AM       | 1,945   | 0,103  | $\mu\text{g/l}$ | 97%      | -0,51   |
| AN       | 2,02    | 0,53   | $\mu\text{g/l}$ | 100%     | 0,08    |
| AO       | 2,012   |        | $\mu\text{g/l}$ | 100%     | 0,02    |

|                      | All results      | Outliers excl.  | Unit            |
|----------------------|------------------|-----------------|-----------------|
| Mean $\pm$ CI(99%)   | 2,38 $\pm$ 0,97  | 1,96 $\pm$ 0,05 | $\mu\text{g/l}$ |
| Recov. $\pm$ CI(99%) | 118,6 $\pm$ 48,3 | 97,6 $\pm$ 2,3  | %               |
| SD between labs      | 2,10             | 0,09            | $\mu\text{g/l}$ |
| RSD between labs     | 88,1             | 4,5             | %               |
| n for calculation    | 35               | 28              |                 |



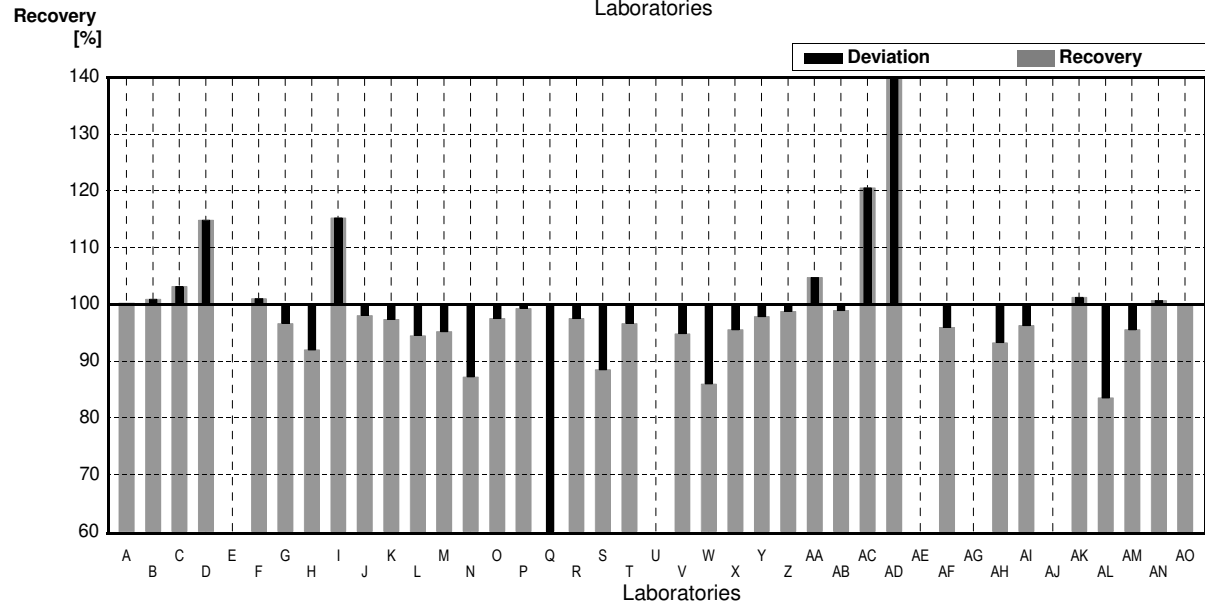
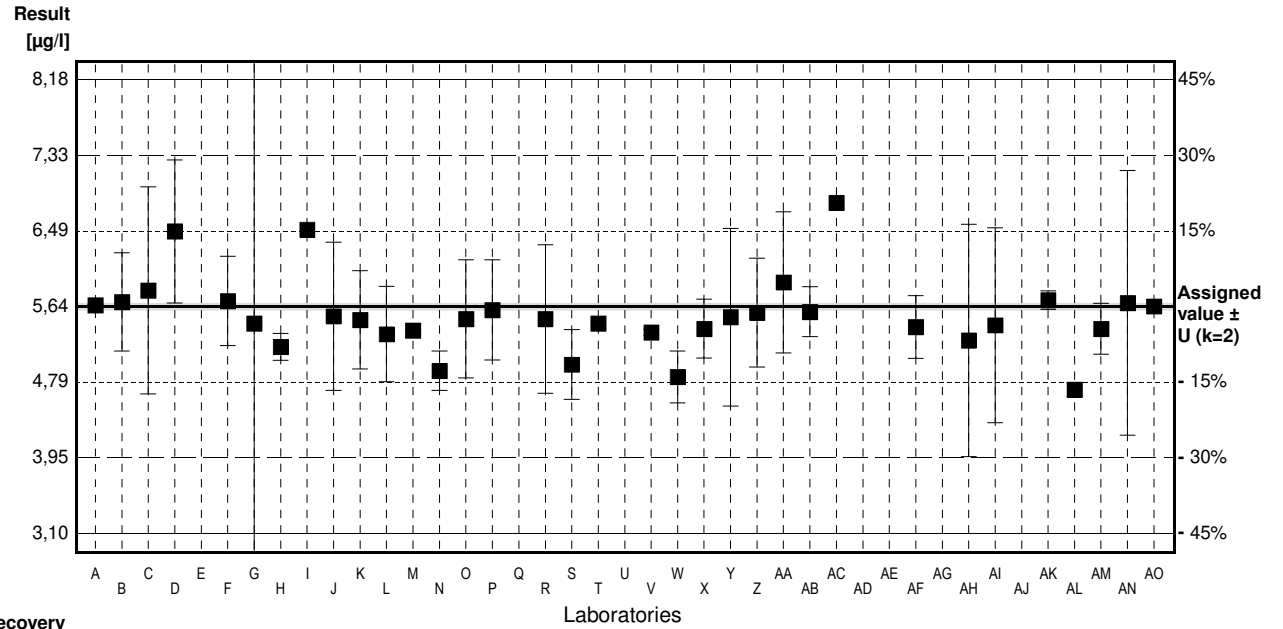
# Sample M179B

## Parameter Nickel

Assigned value  $\pm U$  (k=2) 5,64  $\mu\text{g/l}$   $\pm$  0,04  $\mu\text{g/l}$   
 IFA result  $\pm U$  (k=2) 5,5  $\mu\text{g/l}$   $\pm$  0,2  $\mu\text{g/l}$   
 Stability test  $\pm U$  (k=2) 5,7  $\mu\text{g/l}$   $\pm$  0,2  $\mu\text{g/l}$

| Lab Code | Result  | $\pm$  | Unit            | Recovery | z-Score |
|----------|---------|--------|-----------------|----------|---------|
| A        | 5,6528  | 0,0057 | $\mu\text{g/l}$ | 100%     | 0,04    |
| B        | 5,690   | 0,55   | $\mu\text{g/l}$ | 101%     | 0,14    |
| C        | 5,82    | 1,16   | $\mu\text{g/l}$ | 103%     | 0,50    |
| D        | 6,48 *  | 0,8    | $\mu\text{g/l}$ | 115%     | 2,33    |
| E        |         |        | $\mu\text{g/l}$ |          |         |
| F        | 5,7     | 0,5    | $\mu\text{g/l}$ | 101%     | 0,17    |
| G        | 5,45    | 3,00   | $\mu\text{g/l}$ | 97%      | -0,53   |
| H        | 5,189   | 0,151  | $\mu\text{g/l}$ | 92%      | -1,25   |
| I        | 6,50 *  |        | $\mu\text{g/l}$ | 115%     | 2,38    |
| J        | 5,53    | 0,83   | $\mu\text{g/l}$ | 98%      | -0,30   |
| K        | 5,49    | 0,549  | $\mu\text{g/l}$ | 97%      | -0,42   |
| L        | 5,33    | 0,533  | $\mu\text{g/l}$ | 95%      | -0,86   |
| M        | 5,37    |        | $\mu\text{g/l}$ | 95%      | -0,75   |
| N        | 4,92    | 0,220  | $\mu\text{g/l}$ | 87%      | -1,99   |
| O        | 5,5     | 0,66   | $\mu\text{g/l}$ | 98%      | -0,39   |
| P        | 5,60    | 0,56   | $\mu\text{g/l}$ | 99%      | -0,11   |
| Q        | 2,014 * |        | $\mu\text{g/l}$ | 36%      | -10,05  |
| R        | 5,50    | 0,83   | $\mu\text{g/l}$ | 98%      | -0,39   |
| S        | 4,99    | 0,39   | $\mu\text{g/l}$ | 88%      | -1,80   |
| T        | 5,45    |        | $\mu\text{g/l}$ | 97%      | -0,53   |
| U        |         |        | $\mu\text{g/l}$ |          |         |
| V        | 5,35    | 0,035  | $\mu\text{g/l}$ | 95%      | -0,80   |
| W        | 4,85    | 0,29   | $\mu\text{g/l}$ | 86%      | -2,19   |
| X        | 5,39    | 0,33   | $\mu\text{g/l}$ | 96%      | -0,69   |
| Y        | 5,52    | 0,994  | $\mu\text{g/l}$ | 98%      | -0,33   |
| Z        | 5,57    | 0,61   | $\mu\text{g/l}$ | 99%      | -0,19   |
| AA       | 5,91    | 0,79   | $\mu\text{g/l}$ | 105%     | 0,75    |
| AB       | 5,58    | 0,28   | $\mu\text{g/l}$ | 99%      | -0,17   |
| AC       | 6,8 *   |        | $\mu\text{g/l}$ | 121%     | 3,21    |
| AD       | 10,3 *  | 2,58   | $\mu\text{g/l}$ | 183%     | 12,91   |
| AE       |         |        | $\mu\text{g/l}$ |          |         |
| AF       | 5,41    | 0,351  | $\mu\text{g/l}$ | 96%      | -0,64   |
| AG       |         |        | $\mu\text{g/l}$ |          |         |
| AH       | 5,26    | 1,3    | $\mu\text{g/l}$ | 93%      | -1,05   |
| AI       | 5,43    | 1,09   | $\mu\text{g/l}$ | 96%      | -0,58   |
| AJ       |         |        | $\mu\text{g/l}$ |          |         |
| AK       | 5,71    | 0,105  | $\mu\text{g/l}$ | 101%     | 0,19    |
| AL       | 4,71 *  | 0,08   | $\mu\text{g/l}$ | 84%      | -2,58   |
| AM       | 5,390   | 0,286  | $\mu\text{g/l}$ | 96%      | -0,69   |
| AN       | 5,68    | 1,48   | $\mu\text{g/l}$ | 101%     | 0,11    |
| AO       | 5,642   |        | $\mu\text{g/l}$ | 100%     | 0,01    |

|                      | All results     | Outliers excl.  | Unit            |
|----------------------|-----------------|-----------------|-----------------|
| Mean $\pm$ CI(99%)   | 5,57 $\pm$ 0,49 | 5,46 $\pm$ 0,12 | $\mu\text{g/l}$ |
| Recov. $\pm$ CI(99%) | 98,8 $\pm$ 8,7  | 96,9 $\pm$ 2,2  | %               |
| SD between labs      | 1,08            | 0,24            | $\mu\text{g/l}$ |
| RSD between labs     | 19,4            | 4,5             | %               |
| n for calculation    | 36              | 30              |                 |



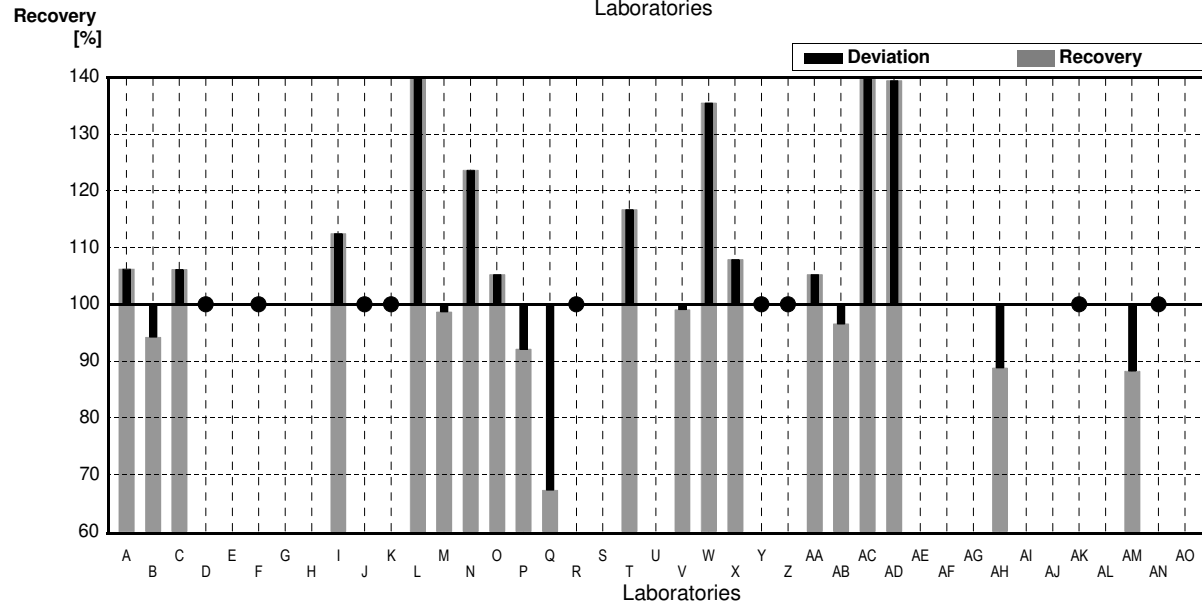
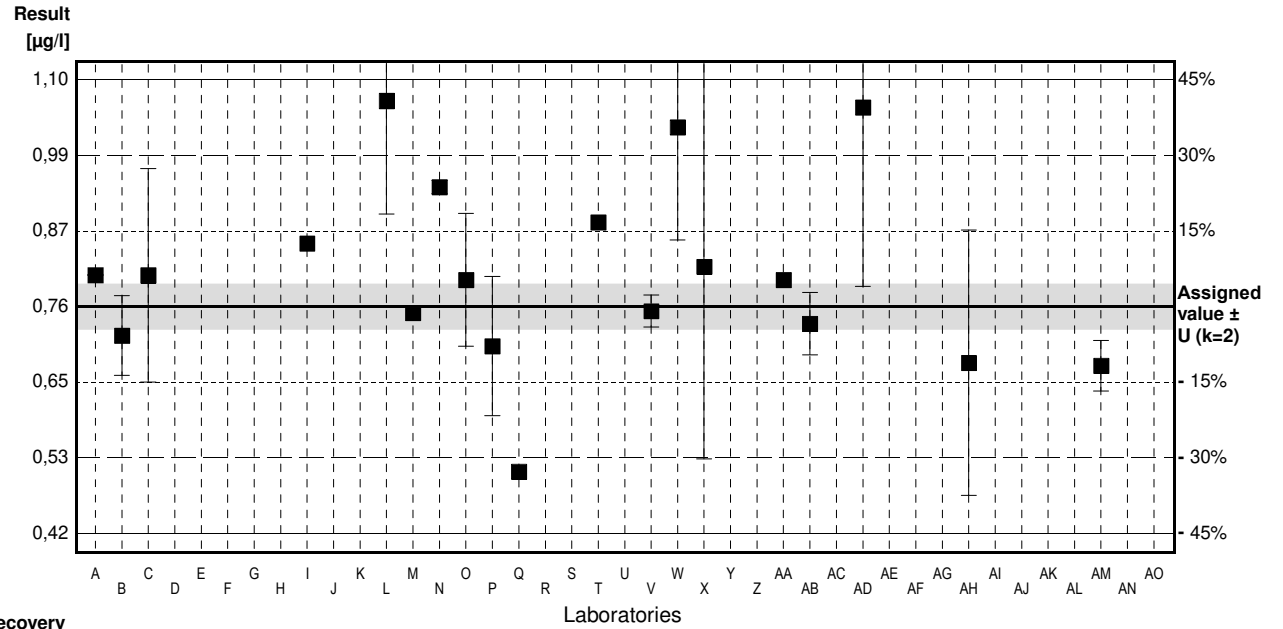
# Sample M179A

## Parameter Selenium

Assigned value ± U (k=2) 0,76 µg/l ± 0,03 µg/l  
 IFA result ± U (k=2) 0,84 µg/l ± 0,11 µg/l  
 Stability test ± U (k=2) 0,67 µg/l ± 0,09 µg/l

| Lab Code | Result | ±      | Unit | Recovery | z-Score |
|----------|--------|--------|------|----------|---------|
| A        | 0.8073 | 0.0007 | µg/l | 106%     | 0.73    |
| B        | 0.716  | 0.06   | µg/l | 94%      | -0.68   |
| C        | 0.807  | 0.161  | µg/l | 106%     | 0.73    |
| D        | <10    |        | µg/l | •        |         |
| E        |        |        | µg/l |          |         |
| F        | <1.0   |        | µg/l | •        |         |
| G        |        |        | µg/l |          |         |
| H        |        |        | µg/l |          |         |
| I        | 0.855  |        | µg/l | 113%     | 1.47    |
| J        | <1     |        | µg/l | •        |         |
| K        | <1.0   |        | µg/l | •        |         |
| L        | 1.07   | 0.171  | µg/l | 141%     | 4.80    |
| M        | 0.750  |        | µg/l | 99%      | -0.15   |
| N        | 0.94   | 0.010  | µg/l | 124%     | 2.79    |
| O        | 0.80   | 0.10   | µg/l | 105%     | 0.62    |
| P        | 0.70   | 0.105  | µg/l | 92%      | -0.93   |
| Q        | 0.511  |        | µg/l | 67%      | -3.85   |
| R        | <1     |        | µg/l | •        |         |
| S        |        |        | µg/l |          |         |
| T        | 0.887  |        | µg/l | 117%     | 1.97    |
| U        |        |        | µg/l |          |         |
| V        | 0.753  | 0.024  | µg/l | 99%      | -0.11   |
| W        | 1.03   | 0.17   | µg/l | 136%     | 4.18    |
| X        | 0.82   | 0.29   | µg/l | 108%     | 0.93    |
| Y        | <1     |        | µg/l | •        |         |
| Z        | <1.0   |        | µg/l | •        |         |
| AA       | 0.80   |        | µg/l | 105%     | 0.62    |
| AB       | 0.734  | 0.047  | µg/l | 97%      | -0.40   |
| AC       | 1.39   | *      | µg/l | 183%     | 9.75    |
| AD       | 1.06   | 0.27   | µg/l | 139%     | 4.64    |
| AE       |        |        | µg/l |          |         |
| AF       |        |        | µg/l |          |         |
| AG       |        |        | µg/l |          |         |
| AH       | 0.675  | 0.2    | µg/l | 89%      | -1.32   |
| AI       |        |        | µg/l |          |         |
| AJ       |        |        | µg/l |          |         |
| AK       | <1.00  |        | µg/l | •        |         |
| AL       |        |        | µg/l |          |         |
| AM       | 0.6707 | 0.038  | µg/l | 88%      | -1.38   |
| AN       | <1.0   |        | µg/l | •        |         |
| AO       |        |        | µg/l |          |         |

|                   | All results  | Outliers excl. | Unit |
|-------------------|--------------|----------------|------|
| Mean ± CI(99%)    | 0,84 ± 0,12  | 0,81 ± 0,09    | µg/l |
| Recov. ± CI(99%)  | 110,4 ± 16,0 | 106,6 ± 12,4   | %    |
| SD between labs   | 0,19         | 0,14           | µg/l |
| RSD between labs  | 22,6         | 17,6           | %    |
| n for calculation | 20           | 19             |      |



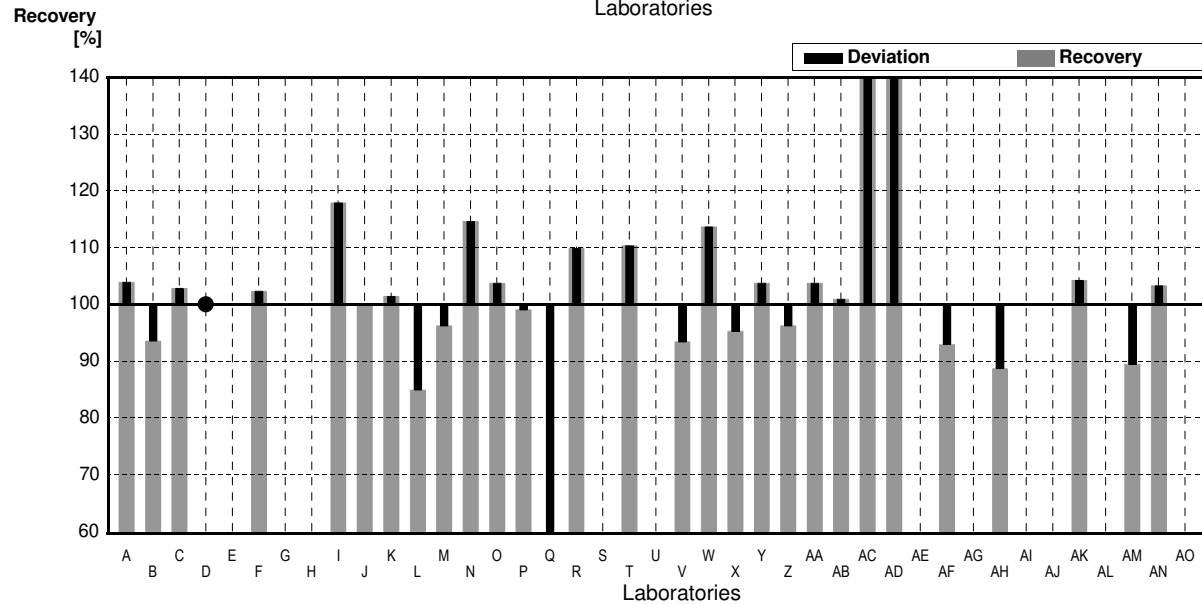
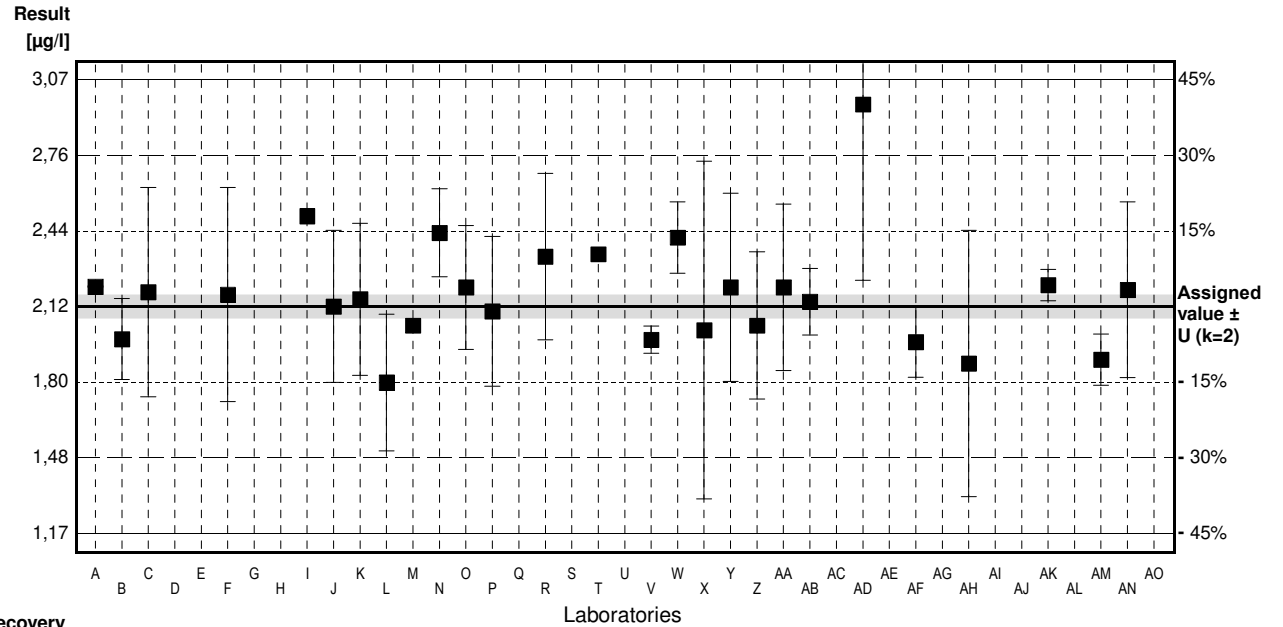
# Sample M179B

## Parameter Selenium

Assigned value  $\pm U$  (k=2) 2,12  $\mu\text{g/l}$   $\pm$  0,05  $\mu\text{g/l}$   
 IFA result  $\pm U$  (k=2) 2,01  $\mu\text{g/l}$   $\pm$  0,26  $\mu\text{g/l}$   
 Stability test  $\pm U$  (k=2) 2,42  $\mu\text{g/l}$   $\pm$  0,32  $\mu\text{g/l}$

| Lab Code | Result | $\pm$  | Unit            | Recovery | z-Score |
|----------|--------|--------|-----------------|----------|---------|
| A        | 2,2032 | 0,0020 | $\mu\text{g/l}$ | 104%     | 0,46    |
| B        | 1,983  | 0,17   | $\mu\text{g/l}$ | 94%      | -0,76   |
| C        | 2,18   | 0,44   | $\mu\text{g/l}$ | 103%     | 0,33    |
| D        | <10    |        | $\mu\text{g/l}$ | *        |         |
| E        |        |        | $\mu\text{g/l}$ |          |         |
| F        | 2,17   | 0,45   | $\mu\text{g/l}$ | 102%     | 0,28    |
| G        |        |        | $\mu\text{g/l}$ |          |         |
| H        |        |        | $\mu\text{g/l}$ |          |         |
| I        | 2,50   |        | $\mu\text{g/l}$ | 118%     | 2,11    |
| J        | 2,12   | 0,32   | $\mu\text{g/l}$ | 100%     | 0,00    |
| K        | 2,15   | 0,32   | $\mu\text{g/l}$ | 101%     | 0,17    |
| L        | 1,80   | 0,288  | $\mu\text{g/l}$ | 85%      | -1,78   |
| M        | 2,04   |        | $\mu\text{g/l}$ | 96%      | -0,44   |
| N        | 2,43   | 0,185  | $\mu\text{g/l}$ | 115%     | 1,72    |
| O        | 2,20   | 0,26   | $\mu\text{g/l}$ | 104%     | 0,44    |
| P        | 2,10   | 0,315  | $\mu\text{g/l}$ | 99%      | -0,11   |
| Q        | 0,892  | *      | $\mu\text{g/l}$ | 42%      | -6,81   |
| R        | 2,33   | 0,35   | $\mu\text{g/l}$ | 110%     | 1,17    |
| S        |        |        | $\mu\text{g/l}$ |          |         |
| T        | 2,34   |        | $\mu\text{g/l}$ | 110%     | 1,22    |
| U        |        |        | $\mu\text{g/l}$ |          |         |
| V        | 1,98   | 0,057  | $\mu\text{g/l}$ | 93%      | -0,78   |
| W        | 2,41   | 0,15   | $\mu\text{g/l}$ | 114%     | 1,61    |
| X        | 2,02   | 0,71   | $\mu\text{g/l}$ | 95%      | -0,55   |
| Y        | 2,20   | 0,396  | $\mu\text{g/l}$ | 104%     | 0,44    |
| Z        | 2,04   | 0,31   | $\mu\text{g/l}$ | 96%      | -0,44   |
| AA       | 2,20   | 0,35   | $\mu\text{g/l}$ | 104%     | 0,44    |
| AB       | 2,14   | 0,14   | $\mu\text{g/l}$ | 101%     | 0,11    |
| AC       | 3,45   | *      | $\mu\text{g/l}$ | 163%     | 7,38    |
| AD       | 2,97   | *      | $\mu\text{g/l}$ | 140%     | 4,72    |
| AE       |        |        | $\mu\text{g/l}$ |          |         |
| AF       | 1,97   | 0,148  | $\mu\text{g/l}$ | 93%      | -0,83   |
| AG       |        |        | $\mu\text{g/l}$ |          |         |
| AH       | 1,88   | 0,56   | $\mu\text{g/l}$ | 89%      | -1,33   |
| AI       |        |        | $\mu\text{g/l}$ |          |         |
| AJ       |        |        | $\mu\text{g/l}$ |          |         |
| AK       | 2,21   | 0,0665 | $\mu\text{g/l}$ | 104%     | 0,50    |
| AL       |        |        | $\mu\text{g/l}$ |          |         |
| AM       | 1,896  | 0,108  | $\mu\text{g/l}$ | 89%      | -1,24   |
| AN       | 2,19   | 0,37   | $\mu\text{g/l}$ | 103%     | 0,39    |
| AO       |        |        | $\mu\text{g/l}$ |          |         |

|                      | All results     | Outliers excl.  | Unit            |
|----------------------|-----------------|-----------------|-----------------|
| Mean $\pm$ CI(99%)   | 2,17 $\pm$ 0,21 | 2,14 $\pm$ 0,09 | $\mu\text{g/l}$ |
| Recov. $\pm$ CI(99%) | 102,5 $\pm$ 9,9 | 101,0 $\pm$ 4,5 | %               |
| SD between labs      | 0,41            | 0,17            | $\mu\text{g/l}$ |
| RSD between labs     | 18,8            | 8,1             | %               |
| n for calculation    | 29              | 26              |                 |



# Sample M179A

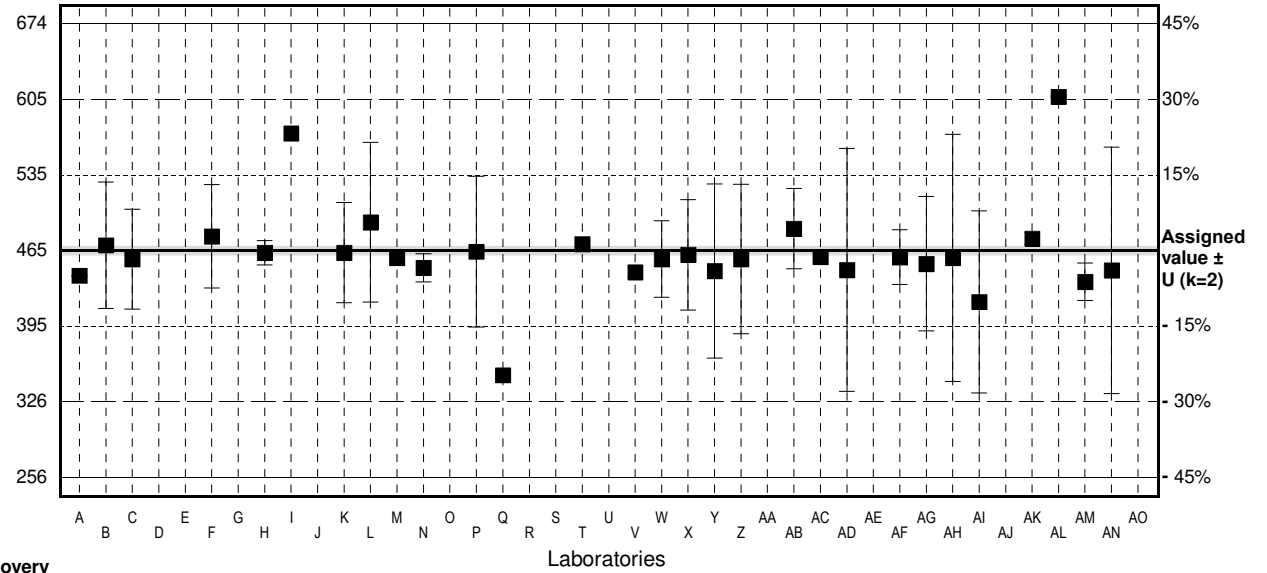
## Parameter Strontium

Assigned value  $\pm U$  (k=2) 465  $\mu\text{g/l}$   $\pm$  4  $\mu\text{g/l}$   
 IFA result  $\pm U$  (k=2) 447  $\mu\text{g/l}$   $\pm$  40  $\mu\text{g/l}$   
 Stability test  $\pm U$  (k=2) 429  $\mu\text{g/l}$   $\pm$  38  $\mu\text{g/l}$

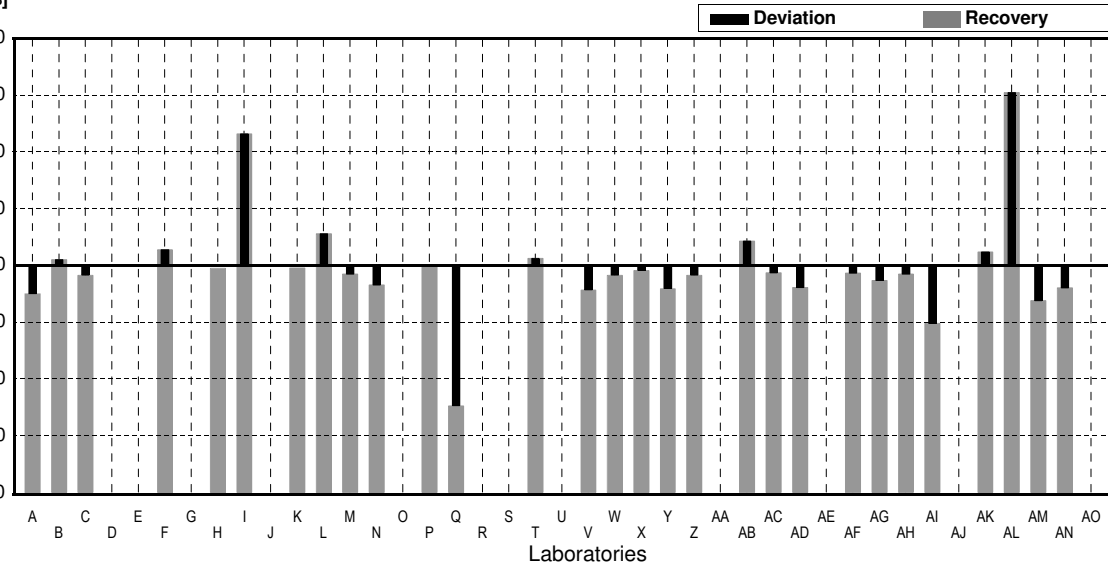
| Lab Code | Result    | $\pm$  | Unit            | Recovery | z-Score |
|----------|-----------|--------|-----------------|----------|---------|
| A        | 441.7724  | 0.4064 | $\mu\text{g/l}$ | 95%      | -1.19   |
| B        | 469.8     | 58.25  | $\mu\text{g/l}$ | 101%     | 0.25    |
| C        | 457       | 46     | $\mu\text{g/l}$ | 98%      | -0.41   |
| D        |           |        | $\mu\text{g/l}$ |          |         |
| E        |           |        | $\mu\text{g/l}$ |          |         |
| F        | 478       | 47.8   | $\mu\text{g/l}$ | 103%     | 0.67    |
| G        |           |        | $\mu\text{g/l}$ |          |         |
| H        | 462.841   | 11.309 | $\mu\text{g/l}$ | 100%     | -0.11   |
| I        | 573 *     |        | $\mu\text{g/l}$ | 123%     | 5.53    |
| J        |           |        | $\mu\text{g/l}$ |          |         |
| K        | 463       | 46.3   | $\mu\text{g/l}$ | 100%     | -0.10   |
| L        | 491       | 73.7   | $\mu\text{g/l}$ | 106%     | 1.33    |
| M        | 458       |        | $\mu\text{g/l}$ | 98%      | -0.36   |
| N        | 449       | 13     | $\mu\text{g/l}$ | 97%      | -0.82   |
| O        |           |        | $\mu\text{g/l}$ |          |         |
| P        | 463.9     | 69.6   | $\mu\text{g/l}$ | 100%     | -0.06   |
| Q        | 350.001 * |        | $\mu\text{g/l}$ | 75%      | -5.89   |
| R        |           |        | $\mu\text{g/l}$ |          |         |
| S        |           |        | $\mu\text{g/l}$ |          |         |
| T        | 470.9     |        | $\mu\text{g/l}$ | 101%     | 0.30    |
| U        |           |        | $\mu\text{g/l}$ |          |         |
| V        | 445       | 4.509  | $\mu\text{g/l}$ | 96%      | -1.02   |
| W        | 457.0     | 35.29  | $\mu\text{g/l}$ | 98%      | -0.41   |
| X        | 461       | 51     | $\mu\text{g/l}$ | 99%      | -0.20   |
| Y        | 446       | 80.3   | $\mu\text{g/l}$ | 96%      | -0.97   |
| Z        | 457       | 69     | $\mu\text{g/l}$ | 98%      | -0.41   |
| AA       |           |        | $\mu\text{g/l}$ |          |         |
| AB       | 485       | 37     | $\mu\text{g/l}$ | 104%     | 1.02    |
| AC       | 459       |        | $\mu\text{g/l}$ | 99%      | -0.31   |
| AD       | 447       | 112    | $\mu\text{g/l}$ | 96%      | -0.92   |
| AE       |           |        | $\mu\text{g/l}$ |          |         |
| AF       | 458.8     | 25.2   | $\mu\text{g/l}$ | 99%      | -0.32   |
| AG       | 452.6     | 62.0   | $\mu\text{g/l}$ | 97%      | -0.63   |
| AH       | 458       | 114    | $\mu\text{g/l}$ | 98%      | -0.36   |
| AI       | 417.5     | 84     | $\mu\text{g/l}$ | 90%      | -2.43   |
| AJ       |           |        | $\mu\text{g/l}$ |          |         |
| AK       | 476       | 5.66   | $\mu\text{g/l}$ | 102%     | 0.56    |
| AL       | 606.9 *   | 0.54   | $\mu\text{g/l}$ | 131%     | 7.27    |
| AM       | 436.1     | 17.443 | $\mu\text{g/l}$ | 94%      | -1.48   |
| AN       | 446.6     | 113.7  | $\mu\text{g/l}$ | 96%      | -0.94   |
| AO       |           |        | $\mu\text{g/l}$ |          |         |

|                      | All results    | Outliers excl. | Unit            |
|----------------------|----------------|----------------|-----------------|
| Mean $\pm$ CI(99%)   | 463 $\pm$ 22   | 458 $\pm$ 8    | $\mu\text{g/l}$ |
| Recov. $\pm$ CI(99%) | 99,6 $\pm$ 4,8 | 98,5 $\pm$ 1,8 | %               |
| SD between labs      | 43             | 15             | $\mu\text{g/l}$ |
| RSD between labs     | 9,3            | 3,4            | %               |
| n for calculation    | 29             | 26             |                 |

Result  
[ $\mu\text{g/l}$ ]



Recovery  
[%]



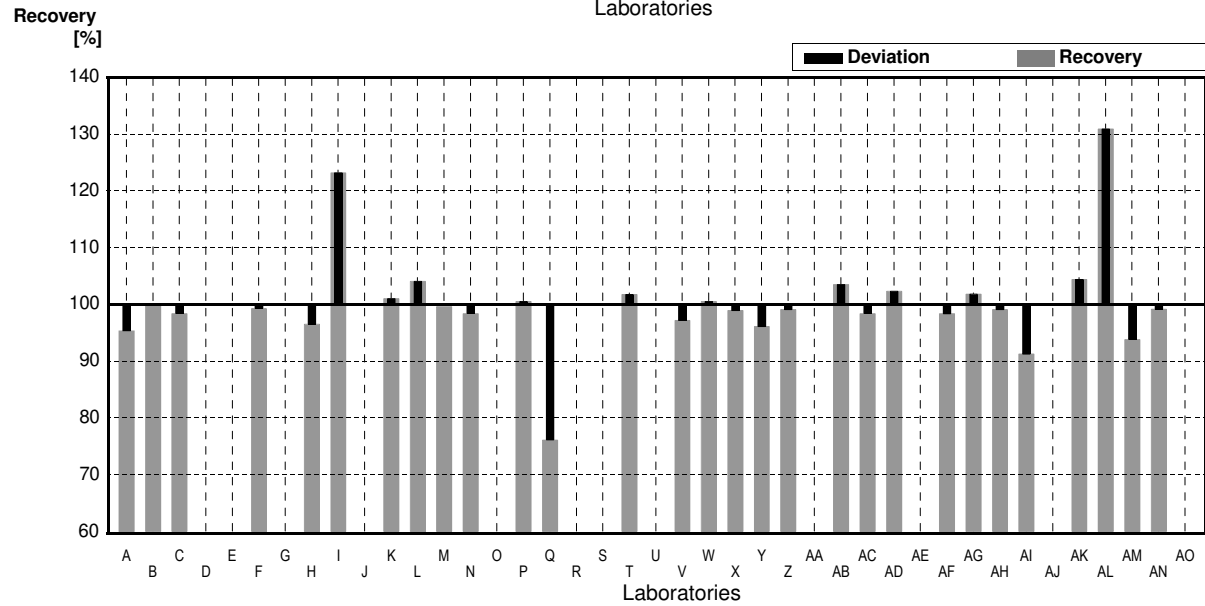
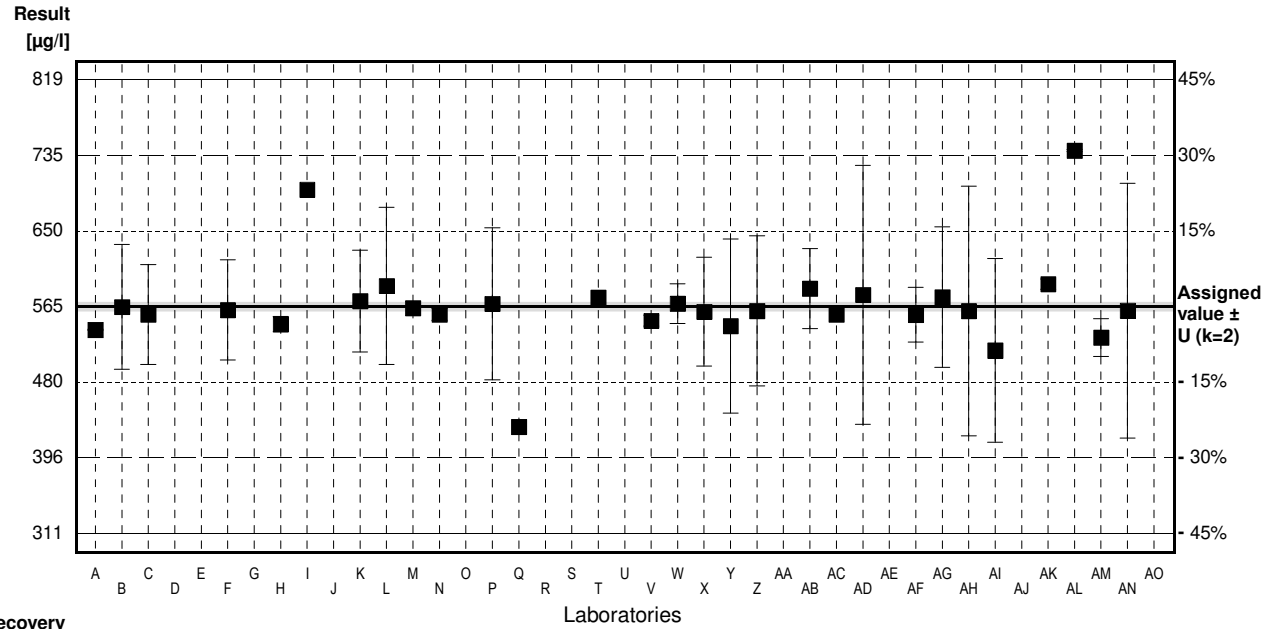
# Sample M179B

## Parameter Strontium

Assigned value ± U (k=2) 565 µg/l ± 5 µg/l  
 IFA result ± U (k=2) 550 µg/l ± 47 µg/l  
 Stability test ± U (k=2) 529 µg/l ± 45 µg/l

| Lab Code | Result    | ±      | Unit | Recovery | z-Score |
|----------|-----------|--------|------|----------|---------|
| A        | 538.6702  | 0.4956 | µg/l | 95%      | -1.11   |
| B        | 564.4     | 69.98  | µg/l | 100%     | -0.03   |
| C        | 556       | 56     | µg/l | 98%      | -0.38   |
| D        |           |        | µg/l |          |         |
| E        |           |        | µg/l |          |         |
| F        | 561       | 56.1   | µg/l | 99%      | -0.17   |
| G        |           |        | µg/l |          |         |
| H        | 545.190   | 8.494  | µg/l | 96%      | -0.83   |
| I        | 696 *     |        | µg/l | 123%     | 5.52    |
| J        |           |        | µg/l |          |         |
| K        | 571       | 57.1   | µg/l | 101%     | 0.25    |
| L        | 588       | 88.2   | µg/l | 104%     | 0.97    |
| M        | 563       |        | µg/l | 100%     | -0.08   |
| N        | 556       | 6.5    | µg/l | 98%      | -0.38   |
| O        |           |        | µg/l |          |         |
| P        | 568.0     | 85.2   | µg/l | 101%     | 0.13    |
| Q        | 430.005 * |        | µg/l | 76%      | -5.69   |
| R        |           |        | µg/l |          |         |
| S        |           |        | µg/l |          |         |
| T        | 574.8     |        | µg/l | 102%     | 0.41    |
| U        |           |        | µg/l |          |         |
| V        | 549       | 6.110  | µg/l | 97%      | -0.67   |
| W        | 568.06    | 22.2   | µg/l | 101%     | 0.13    |
| X        | 559       | 61     | µg/l | 99%      | -0.25   |
| Y        | 543       | 97.7   | µg/l | 96%      | -0.93   |
| Z        | 560       | 84     | µg/l | 99%      | -0.21   |
| AA       |           |        | µg/l |          |         |
| AB       | 585       | 45     | µg/l | 104%     | 0.84    |
| AC       | 556       |        | µg/l | 98%      | -0.38   |
| AD       | 578       | 145    | µg/l | 102%     | 0.55    |
| AE       |           |        | µg/l |          |         |
| AF       | 555.7     | 30.6   | µg/l | 98%      | -0.39   |
| AG       | 575.4     | 78.8   | µg/l | 102%     | 0.44    |
| AH       | 560       | 140    | µg/l | 99%      | -0.21   |
| AI       | 515.59    | 103    | µg/l | 91%      | -2.08   |
| AJ       |           |        | µg/l |          |         |
| AK       | 590       | 5.64   | µg/l | 104%     | 1.05    |
| AL       | 739.7 *   | 1.23   | µg/l | 131%     | 7.36    |
| AM       | 530.1     | 21.204 | µg/l | 94%      | -1.47   |
| AN       | 560.2     | 142.9  | µg/l | 99%      | -0.20   |
| AO       |           |        | µg/l |          |         |

|                   | All results | Outliers excl. | Unit |
|-------------------|-------------|----------------|------|
| Mean ± CI(99%)    | 567 ± 26    | 560 ± 9        | µg/l |
| Recov. ± CI(99%)  | 100,3 ± 4,7 | 99,2 ± 1,7     | %    |
| SD between labs   | 51          | 17             | µg/l |
| RSD between labs  | 9,1         | 3,1            | %    |
| n for calculation | 29          | 26             |      |



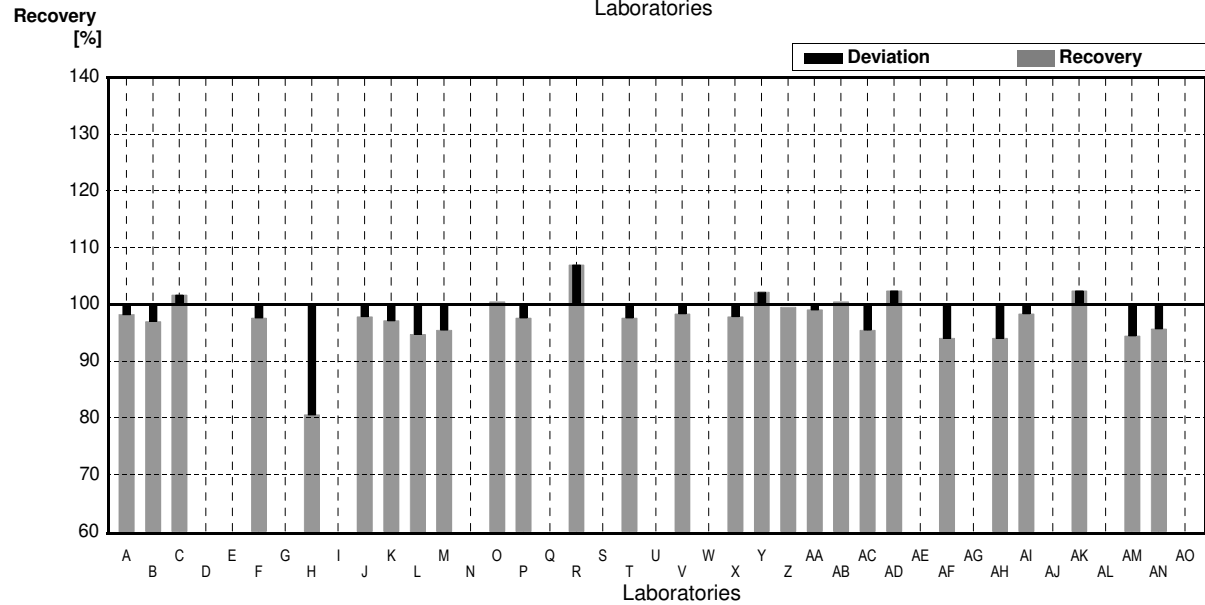
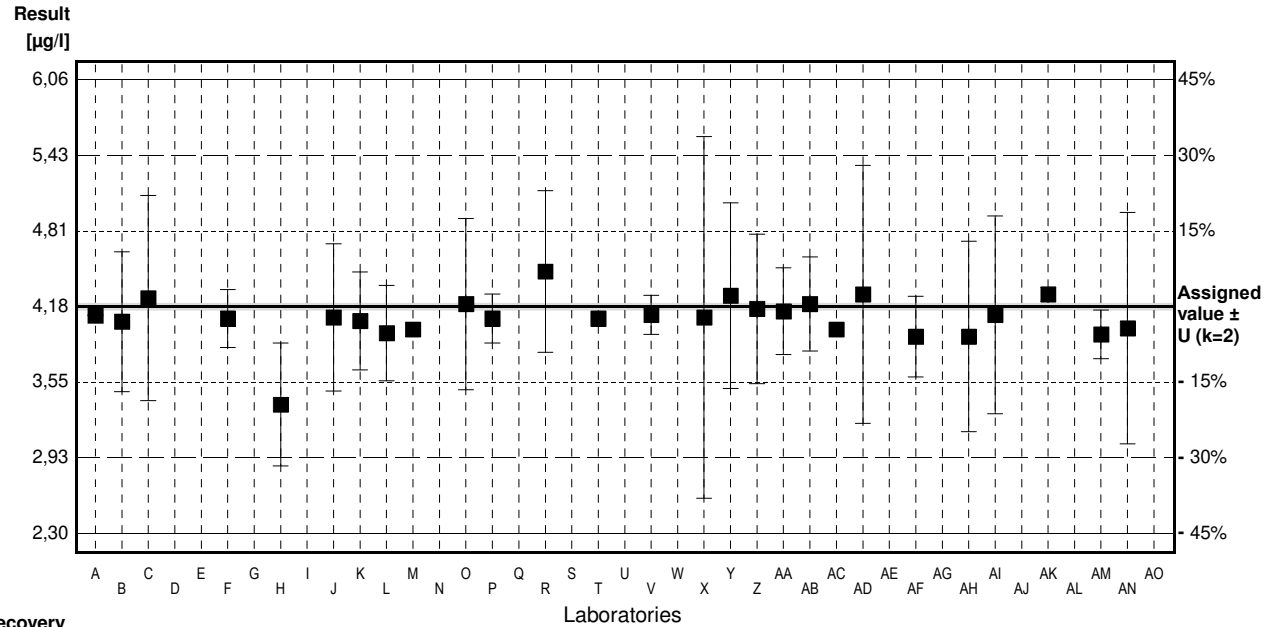
# Sample M179A

## Parameter Uranium

Assigned value  $\pm U$  (k=2) 4,18  $\mu\text{g/l}$   $\pm$  0,03  $\mu\text{g/l}$   
 IFA result  $\pm U$  (k=2) 4,01  $\mu\text{g/l}$   $\pm$  0,40  $\mu\text{g/l}$   
 Stability test  $\pm U$  (k=2) 4,42  $\mu\text{g/l}$   $\pm$  0,44  $\mu\text{g/l}$

| Lab Code | Result  | $\pm$  | Unit            | Recovery | z-Score |
|----------|---------|--------|-----------------|----------|---------|
| A        | 4.1053  | 0.0033 | $\mu\text{g/l}$ | 98%      | -0.33   |
| B        | 4.054   | 0.58   | $\mu\text{g/l}$ | 97%      | -0.56   |
| C        | 4.25    | 0.85   | $\mu\text{g/l}$ | 102%     | 0.31    |
| D        |         |        | $\mu\text{g/l}$ |          |         |
| E        |         |        | $\mu\text{g/l}$ |          |         |
| F        | 4.08    | 0.24   | $\mu\text{g/l}$ | 98%      | -0.44   |
| G        |         |        | $\mu\text{g/l}$ |          |         |
| H        | 3.366 * | 0.509  | $\mu\text{g/l}$ | 81%      | -3.61   |
| I        |         |        | $\mu\text{g/l}$ |          |         |
| J        | 4.09    | 0.61   | $\mu\text{g/l}$ | 98%      | -0.40   |
| K        | 4.06    | 0.406  | $\mu\text{g/l}$ | 97%      | -0.53   |
| L        | 3.96    | 0.396  | $\mu\text{g/l}$ | 95%      | -0.97   |
| M        | 3.99    |        | $\mu\text{g/l}$ | 95%      | -0.84   |
| N        |         |        | $\mu\text{g/l}$ |          |         |
| O        | 4.20    | 0.71   | $\mu\text{g/l}$ | 100%     | 0.09    |
| P        | 4.08    | 0.204  | $\mu\text{g/l}$ | 98%      | -0.44   |
| Q        |         |        | $\mu\text{g/l}$ |          |         |
| R        | 4.47    | 0.67   | $\mu\text{g/l}$ | 107%     | 1.28    |
| S        |         |        | $\mu\text{g/l}$ |          |         |
| T        | 4.08    |        | $\mu\text{g/l}$ | 98%      | -0.44   |
| U        |         |        | $\mu\text{g/l}$ |          |         |
| V        | 4.11    | 0.163  | $\mu\text{g/l}$ | 98%      | -0.31   |
| W        |         |        | $\mu\text{g/l}$ |          |         |
| X        | 4.09    | 1.5    | $\mu\text{g/l}$ | 98%      | -0.40   |
| Y        | 4.27    | 0.769  | $\mu\text{g/l}$ | 102%     | 0.40    |
| Z        | 4.16    | 0.62   | $\mu\text{g/l}$ | 100%     | -0.09   |
| AA       | 4.14    | 0.36   | $\mu\text{g/l}$ | 99%      | -0.18   |
| AB       | 4.20    | 0.39   | $\mu\text{g/l}$ | 100%     | 0.09    |
| AC       | 3.99    |        | $\mu\text{g/l}$ | 95%      | -0.84   |
| AD       | 4.28    | 1.07   | $\mu\text{g/l}$ | 102%     | 0.44    |
| AE       |         |        | $\mu\text{g/l}$ |          |         |
| AF       | 3.93    | 0.334  | $\mu\text{g/l}$ | 94%      | -1.11   |
| AG       |         |        | $\mu\text{g/l}$ |          |         |
| AH       | 3.93    | 0.79   | $\mu\text{g/l}$ | 94%      | -1.11   |
| AI       | 4.11    | 0.82   | $\mu\text{g/l}$ | 98%      | -0.31   |
| AJ       |         |        | $\mu\text{g/l}$ |          |         |
| AK       | 4.28    | 0.0593 | $\mu\text{g/l}$ | 102%     | 0.44    |
| AL       |         |        | $\mu\text{g/l}$ |          |         |
| AM       | 3.948   | 0.202  | $\mu\text{g/l}$ | 94%      | -1.03   |
| AN       | 4.00    | 0.96   | $\mu\text{g/l}$ | 96%      | -0.80   |
| AO       |         |        | $\mu\text{g/l}$ |          |         |

|                      | All results     | Outliers excl.  | Unit            |
|----------------------|-----------------|-----------------|-----------------|
| Mean $\pm$ CI(99%)   | 4,08 $\pm$ 0,10 | 4,11 $\pm$ 0,07 | $\mu\text{g/l}$ |
| Recov. $\pm$ CI(99%) | 97,7 $\pm$ 2,4  | 98,3 $\pm$ 1,7  | %               |
| SD between labs      | 0,19            | 0,13            | $\mu\text{g/l}$ |
| RSD between labs     | 4,7             | 3,1             | %               |
| n for calculation    | 27              | 26              |                 |



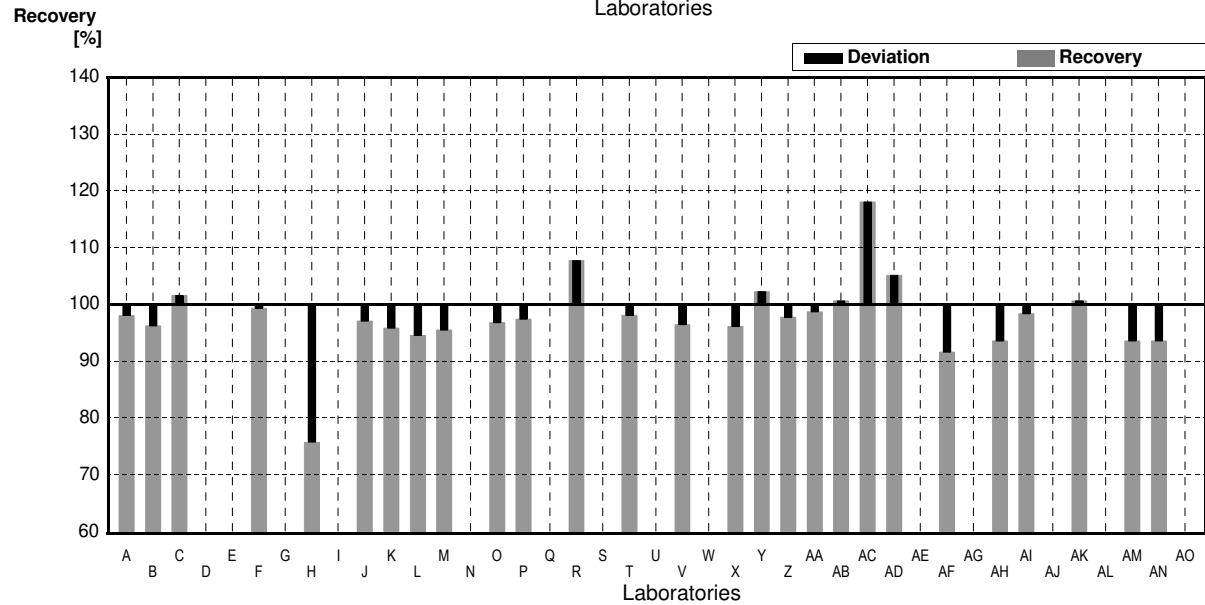
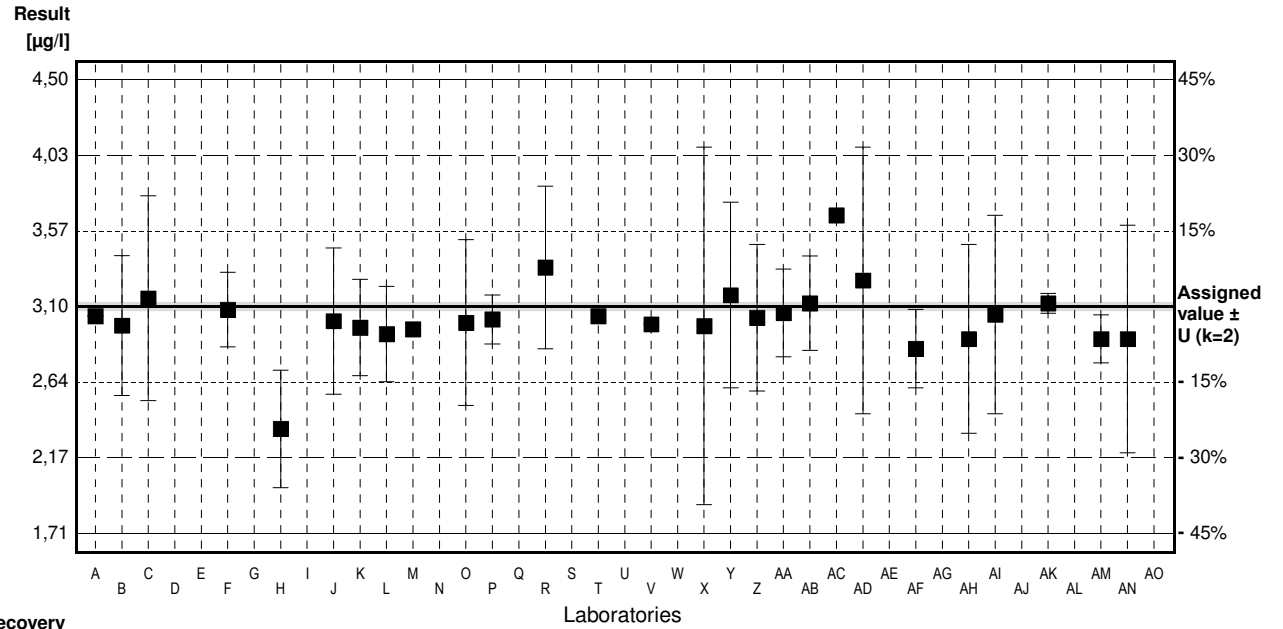
# Sample M179B

## Parameter Uranium

Assigned value ± U (k=2) 3,10 µg/l ± 0,03 µg/l  
 IFA result ± U (k=2) 2,61 µg/l ± 0,26 µg/l  
 Stability test ± U (k=2) 2,98 µg/l ± 0,29 µg/l

| Lab Code | Result  | ±      | Unit | Recovery | z-Score |
|----------|---------|--------|------|----------|---------|
| A        | 3,0398  | 0,0024 | µg/l | 98%      | -0,36   |
| B        | 2,983   | 0,43   | µg/l | 96%      | -0,70   |
| C        | 3,15    | 0,63   | µg/l | 102%     | 0,30    |
| D        |         |        | µg/l |          |         |
| E        |         |        | µg/l |          |         |
| F        | 3,08    | 0,23   | µg/l | 99%      | -0,12   |
| G        |         |        | µg/l |          |         |
| H        | 2,347 * | 0,361  | µg/l | 76%      | -4,50   |
| I        |         |        | µg/l |          |         |
| J        | 3,01    | 0,45   | µg/l | 97%      | -0,54   |
| K        | 2,97    | 0,297  | µg/l | 96%      | -0,78   |
| L        | 2,93    | 0,293  | µg/l | 95%      | -1,02   |
| M        | 2,96    |        | µg/l | 95%      | -0,84   |
| N        |         |        | µg/l |          |         |
| O        | 3,00    | 0,51   | µg/l | 97%      | -0,60   |
| P        | 3,02    | 0,151  | µg/l | 97%      | -0,48   |
| Q        |         |        | µg/l |          |         |
| R        | 3,34 *  | 0,50   | µg/l | 108%     | 1,43    |
| S        |         |        | µg/l |          |         |
| T        | 3,04    |        | µg/l | 98%      | -0,36   |
| U        |         |        | µg/l |          |         |
| V        | 2,99    | 0,006  | µg/l | 96%      | -0,66   |
| W        |         |        | µg/l |          |         |
| X        | 2,98    | 1,1    | µg/l | 96%      | -0,72   |
| Y        | 3,17    | 0,571  | µg/l | 102%     | 0,42    |
| Z        | 3,03    | 0,45   | µg/l | 98%      | -0,42   |
| AA       | 3,06    | 0,27   | µg/l | 99%      | -0,24   |
| AB       | 3,12    | 0,29   | µg/l | 101%     | 0,12    |
| AC       | 3,66 *  |        | µg/l | 118%     | 3,35    |
| AD       | 3,26 *  | 0,82   | µg/l | 105%     | 0,96    |
| AE       |         |        | µg/l |          |         |
| AF       | 2,84    | 0,241  | µg/l | 92%      | -1,55   |
| AG       |         |        | µg/l |          |         |
| AH       | 2,90    | 0,58   | µg/l | 94%      | -1,19   |
| AI       | 3,05    | 0,61   | µg/l | 98%      | -0,30   |
| AJ       |         |        | µg/l |          |         |
| AK       | 3,12    | 0,0612 | µg/l | 101%     | 0,12    |
| AL       |         |        | µg/l |          |         |
| AM       | 2,900   | 0,148  | µg/l | 94%      | -1,19   |
| AN       | 2,90    | 0,70   | µg/l | 94%      | -1,19   |
| AO       |         |        | µg/l |          |         |

|                   | All results | Outliers excl. | Unit |
|-------------------|-------------|----------------|------|
| Mean ± CI(99%)    | 3,03 ± 0,11 | 3,02 ± 0,06    | µg/l |
| Recov. ± CI(99%)  | 97,8 ± 3,7  | 97,5 ± 1,8     | %    |
| SD between labs   | 0,21        | 0,10           | µg/l |
| RSD between labs  | 7,0         | 3,2            | %    |
| n for calculation | 27          | 24             |      |



# Sample M179A

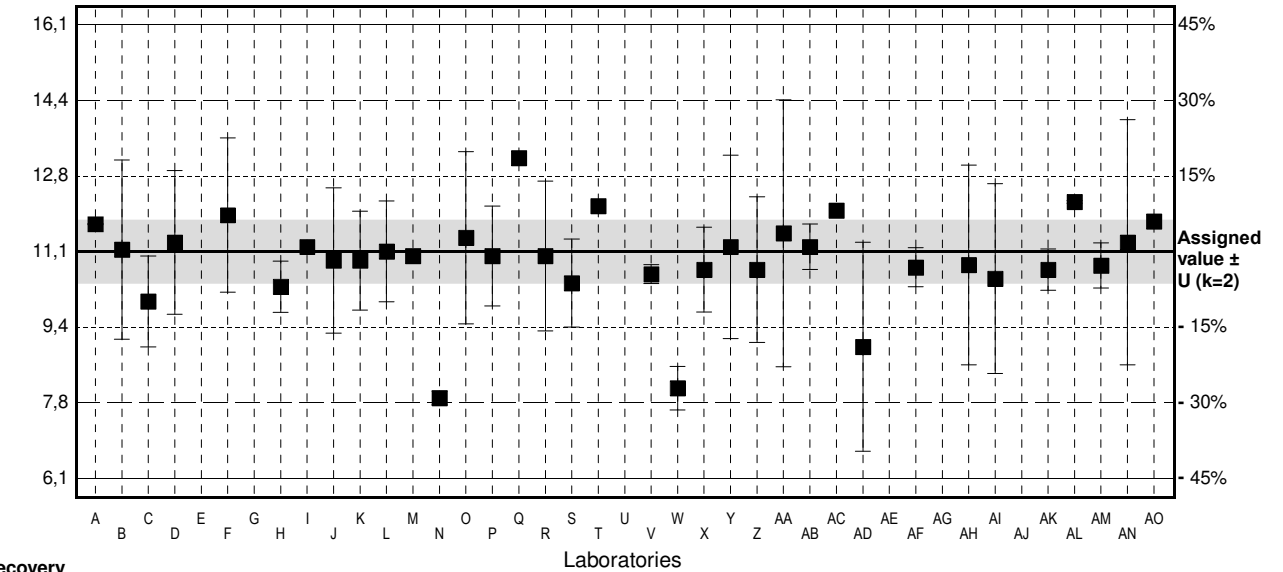
## Parameter Zinc

Assigned value ± U (k=2) 11,1 µg/l ± 0,7 µg/l  
 IFA result ± U (k=2) 12,2 µg/l ± 2,3 µg/l  
 Stability test ± U (k=2) 12,5 µg/l ± 2,3 µg/l

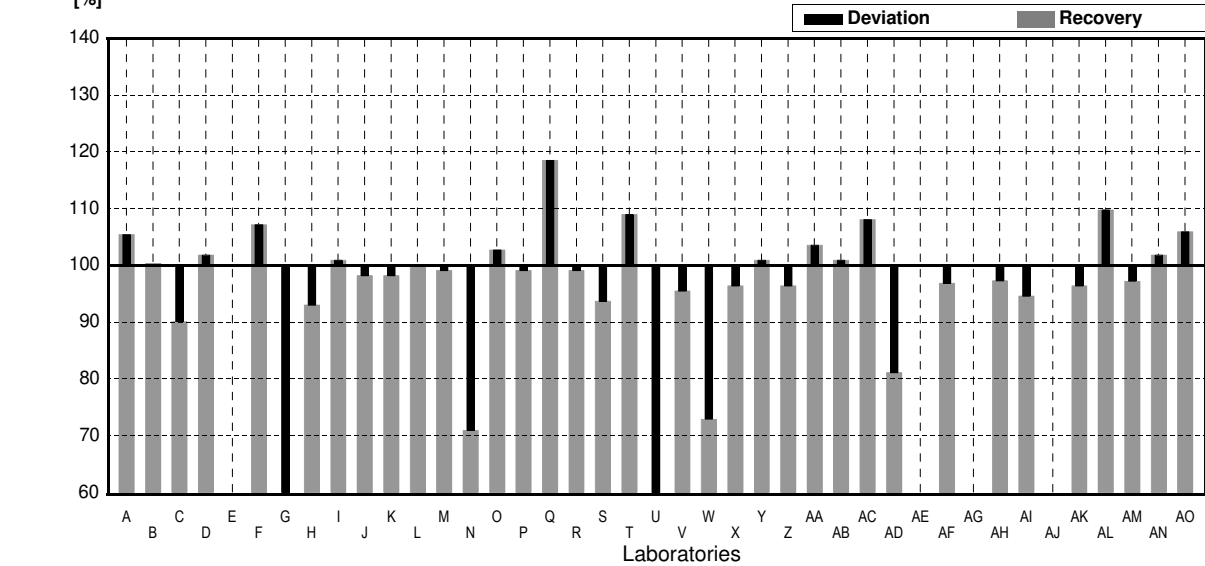
| Lab Code | Result   | ±      | Unit | Recovery | z-Score |
|----------|----------|--------|------|----------|---------|
| A        | 11.7025  | 0.0101 | µg/l | 105%     | 0.84    |
| B        | 11.14    | 1.97   | µg/l | 100%     | 0.06    |
| C        | 10.0     | 1.0    | µg/l | 90%      | -1.52   |
| D        | 11.3     | 1.58   | µg/l | 102%     | 0.28    |
| E        |          |        | µg/l |          |         |
| F        | 11.9     | 1.7    | µg/l | 107%     | 1.11    |
| G        | 0.985 *  | 0.442  | µg/l | 9%       | -14.02  |
| H        | 10.321   | 0.563  | µg/l | 93%      | -1.08   |
| I        | 11.2     |        | µg/l | 101%     | 0.14    |
| J        | 10.9     | 1.6    | µg/l | 98%      | -0.28   |
| K        | 10.9     | 1.09   | µg/l | 98%      | -0.28   |
| L        | 11.1     | 1.11   | µg/l | 100%     | 0.00    |
| M        | 11.0     |        | µg/l | 99%      | -0.14   |
| N        | 7.87 *   | 0.150  | µg/l | 71%      | -4.48   |
| O        | 11.4     | 1.9    | µg/l | 103%     | 0.42    |
| P        | 11.0     | 1.10   | µg/l | 99%      | -0.14   |
| Q        | 13.155 * |        | µg/l | 119%     | 2.85    |
| R        | 11.0     | 1.65   | µg/l | 99%      | -0.14   |
| S        | 10.4     | 0.97   | µg/l | 94%      | -0.97   |
| T        | 12.1     |        | µg/l | 109%     | 1.39    |
| U        | 0.0110 * | 0.7    | µg/l | 0%       | -15.37  |
| V        | 10.6     | 0.208  | µg/l | 95%      | -0.69   |
| W        | 8.09 *   | 0.48   | µg/l | 73%      | -4.17   |
| X        | 10.7     | 0.93   | µg/l | 96%      | -0.55   |
| Y        | 11.2     | 2.02   | µg/l | 101%     | 0.14    |
| Z        | 10.7     | 1.6    | µg/l | 96%      | -0.55   |
| AA       | 11.5     | 2.94   | µg/l | 104%     | 0.55    |
| AB       | 11.2     | 0.5    | µg/l | 101%     | 0.14    |
| AC       | 12.0     |        | µg/l | 108%     | 1.25    |
| AD       | 9.0 *    | 2.3    | µg/l | 81%      | -2.91   |
| AE       |          |        | µg/l |          |         |
| AF       | 10.75    | 0.430  | µg/l | 97%      | -0.49   |
| AG       |          |        | µg/l |          |         |
| AH       | 10.8     | 2.2    | µg/l | 97%      | -0.42   |
| AI       | 10.50    | 2.09   | µg/l | 95%      | -0.83   |
| AJ       |          |        | µg/l |          |         |
| AK       | 10.7     | 0.456  | µg/l | 96%      | -0.55   |
| AL       | 12.19    | 0.027  | µg/l | 110%     | 1.51    |
| AM       | 10.79    | 0.5    | µg/l | 97%      | -0.43   |
| AN       | 11.3     | 2.7    | µg/l | 102%     | 0.28    |
| AO       | 11.76    |        | µg/l | 106%     | 0.91    |

|                   | All results | Outliers excl. | Unit |
|-------------------|-------------|----------------|------|
| Mean ± CI(99%)    | 10,4 ± 1,2  | 11,1 ± 0,3     | µg/l |
| Recov. ± CI(99%)  | 93,3 ± 10,4 | 100,0 ± 2,4    | %    |
| SD between labs   | 2,6         | 0,5            | µg/l |
| RSD between labs  | 25,0        | 4,8            | %    |
| n for calculation | 37          | 31             |      |

Result [µg/l]



Recovery [%]



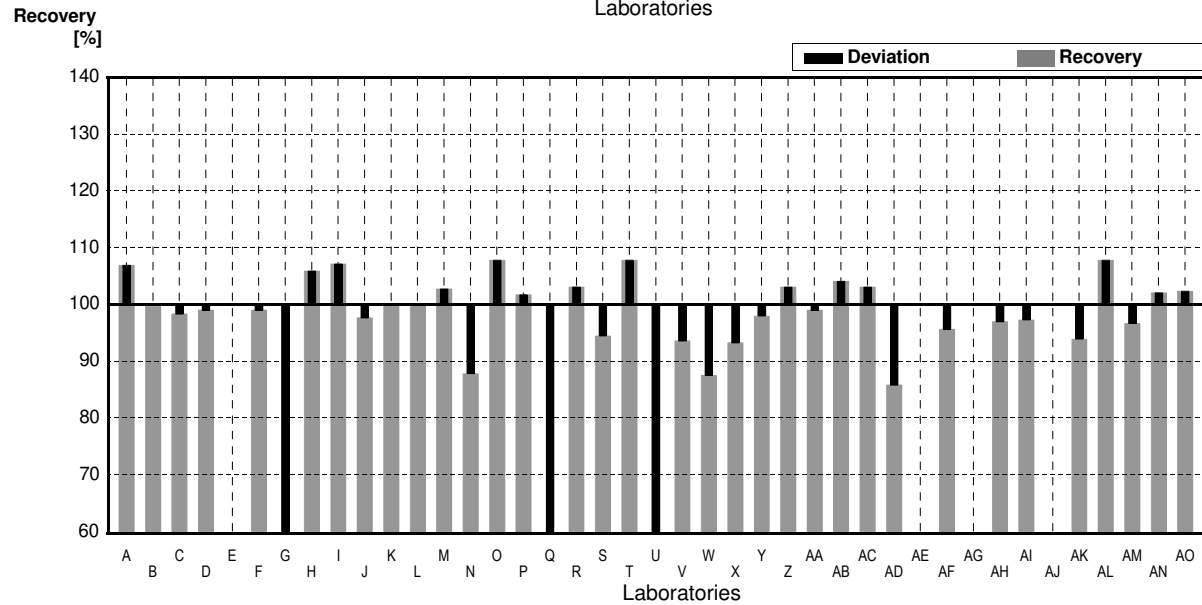
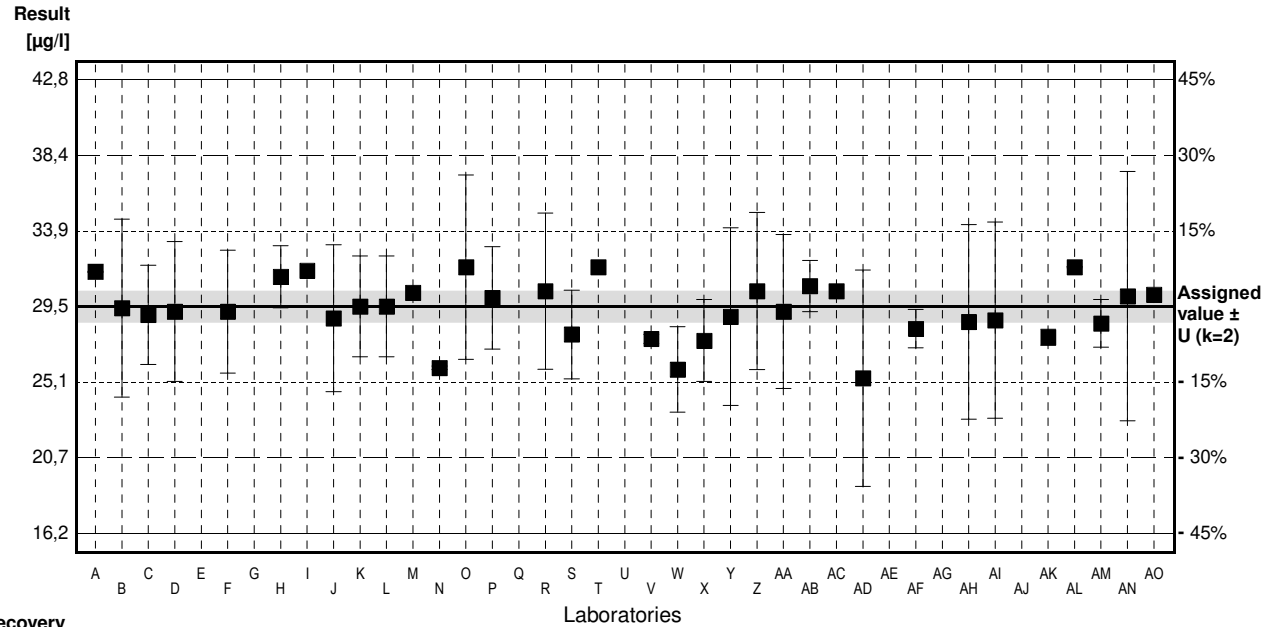
# Sample M179B

## Parameter Zinc

Assigned value ± U (k=2) 29,5 µg/l ± 0,9 µg/l  
 IFA result ± U (k=2) 29,4 µg/l ± 4,1 µg/l  
 Stability test ± U (k=2) 31,5 µg/l ± 4,4 µg/l

| Lab Code | Result   | ±      | Unit | Recovery | z-Score |
|----------|----------|--------|------|----------|---------|
| A        | 31.5336  | 0.0272 | µg/l | 107%     | 1.06    |
| B        | 29.40    | 5.20   | µg/l | 100%     | -0.05   |
| C        | 29.0     | 2.9    | µg/l | 98%      | -0.26   |
| D        | 29.2     | 4.09   | µg/l | 99%      | -0.16   |
| E        |          |        | µg/l |          |         |
| F        | 29.2     | 3.6    | µg/l | 99%      | -0.16   |
| G        | 0.308 *  | 0.139  | µg/l | 1%       | -15.22  |
| H        | 31.242   | 1.812  | µg/l | 106%     | 0.91    |
| I        | 31.6     |        | µg/l | 107%     | 1.10    |
| J        | 28.8     | 4.3    | µg/l | 98%      | -0.37   |
| K        | 29.5     | 2.95   | µg/l | 100%     | 0.00    |
| L        | 29.5     | 2.95   | µg/l | 100%     | 0.00    |
| M        | 30.3     |        | µg/l | 103%     | 0.42    |
| N        | 25.9     | 0.100  | µg/l | 88%      | -1.88   |
| O        | 31.8     | 5.4    | µg/l | 108%     | 1.20    |
| P        | 30.0     | 3.00   | µg/l | 102%     | 0.26    |
| Q        | 10.482 * |        | µg/l | 36%      | -9.92   |
| R        | 30.4     | 4.57   | µg/l | 103%     | 0.47    |
| S        | 27.86    | 2.60   | µg/l | 94%      | -0.86   |
| T        | 31.8     |        | µg/l | 108%     | 1.20    |
| U        | 0.0300 * | 0.7    | µg/l | 0%       | -15.37  |
| V        | 27.6     | 0.265  | µg/l | 94%      | -0.99   |
| W        | 25.81    | 2.50   | µg/l | 87%      | -1.92   |
| X        | 27.5     | 2.4    | µg/l | 93%      | -1.04   |
| Y        | 28.9     | 5.20   | µg/l | 98%      | -0.31   |
| Z        | 30.4     | 4.6    | µg/l | 103%     | 0.47    |
| AA       | 29.2     | 4.51   | µg/l | 99%      | -0.16   |
| AB       | 30.7     | 1.5    | µg/l | 104%     | 0.63    |
| AC       | 30.4     |        | µg/l | 103%     | 0.47    |
| AD       | 25.3     | 6.33   | µg/l | 86%      | -2.19   |
| AE       |          |        | µg/l |          |         |
| AF       | 28.20    | 1.128  | µg/l | 96%      | -0.68   |
| AG       |          |        | µg/l |          |         |
| AH       | 28.6     | 5.7    | µg/l | 97%      | -0.47   |
| AI       | 28.696   | 5.74   | µg/l | 97%      | -0.42   |
| AJ       |          |        | µg/l |          |         |
| AK       | 27.7     | 0.473  | µg/l | 94%      | -0.94   |
| AL       | 31.8     | 0.042  | µg/l | 108%     | 1.20    |
| AM       | 28.51    | 1.40   | µg/l | 97%      | -0.52   |
| AN       | 30.1     | 7.3    | µg/l | 102%     | 0.31    |
| AO       | 30.19    |        | µg/l | 102%     | 0.36    |

|                   | All results | Outliers excl. | Unit |
|-------------------|-------------|----------------|------|
| Mean ± CI(99%)    | 27,2 ± 3,3  | 29,3 ± 0,8     | µg/l |
| Recov. ± CI(99%)  | 92,3 ± 11,3 | 99,4 ± 2,7     | %    |
| SD between labs   | 7,4         | 1,7            | µg/l |
| RSD between labs  | 27,3        | 5,8            | %    |
| n for calculation | 37          | 34             |      |



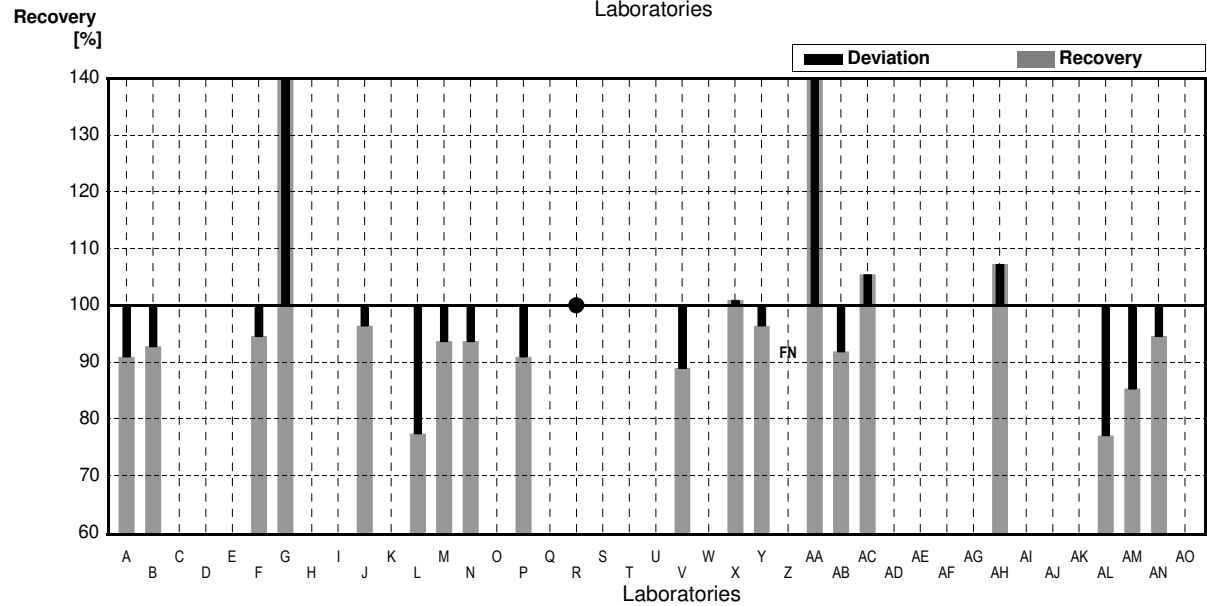
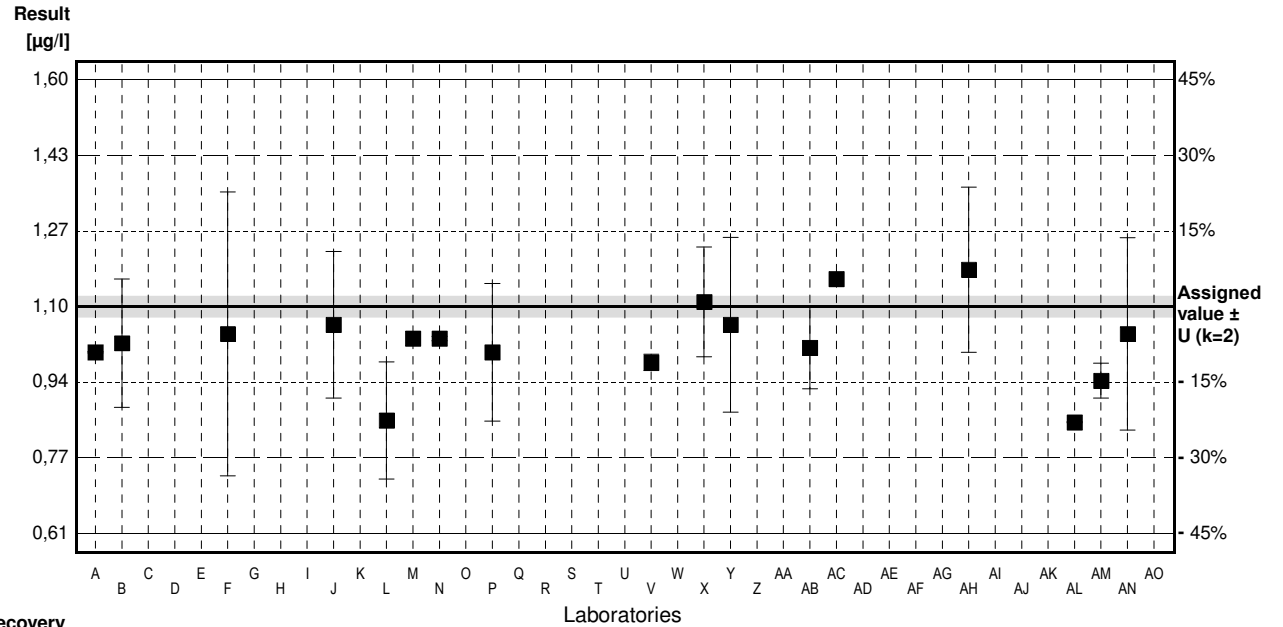
# Sample M179A

## Parameter Tin

Assigned value ± U (k=2) 1,10 µg/l ± 0,02 µg/l  
 IFA result ± U (k=2) 1,02 µg/l ± 0,09 µg/l  
 Stability test ± U (k=2) 1,04 µg/l ± 0,09 µg/l

| Lab Code | Result  | ±      | Unit | Recovery | z-Score |
|----------|---------|--------|------|----------|---------|
| A        | 0,9999  | 0,0014 | µg/l | 91%      | -1,28   |
| B        | 1,020   | 0,14   | µg/l | 93%      | -1,02   |
| C        |         |        | µg/l |          |         |
| D        |         |        | µg/l |          |         |
| E        |         |        | µg/l |          |         |
| F        | 1,04    | 0,31   | µg/l | 95%      | -0,77   |
| G        | 1,61 *  |        | µg/l | 146%     | 6,53    |
| H        |         |        | µg/l |          |         |
| I        |         |        | µg/l |          |         |
| J        | 1,06    | 0,16   | µg/l | 96%      | -0,51   |
| K        |         |        | µg/l |          |         |
| L        | 0,851 * | 0,128  | µg/l | 77%      | -3,19   |
| M        | 1,03    |        | µg/l | 94%      | -0,90   |
| N        | 1,03    | 0,005  | µg/l | 94%      | -0,90   |
| O        |         |        | µg/l |          |         |
| P        | 1,00    | 0,150  | µg/l | 91%      | -1,28   |
| Q        |         |        | µg/l |          |         |
| R        | <2      |        | µg/l | *        |         |
| S        |         |        | µg/l |          |         |
| T        |         |        | µg/l |          |         |
| U        |         |        | µg/l |          |         |
| V        | 0,978   | 0,018  | µg/l | 89%      | -1,56   |
| W        |         |        | µg/l |          |         |
| X        | 1,11    | 0,12   | µg/l | 101%     | 0,13    |
| Y        | 1,06    | 0,191  | µg/l | 96%      | -0,51   |
| Z        | <1,0    |        | µg/l | FN       |         |
| AA       | 2,17 *  |        | µg/l | 197%     | 13,70   |
| AB       | 1,01    | 0,09   | µg/l | 92%      | -1,15   |
| AC       | 1,16    |        | µg/l | 105%     | 0,77    |
| AD       |         |        | µg/l |          |         |
| AE       |         |        | µg/l |          |         |
| AF       |         |        | µg/l |          |         |
| AG       |         |        | µg/l |          |         |
| AH       | 1,18 *  | 0,18   | µg/l | 107%     | 1,02    |
| AI       |         |        | µg/l |          |         |
| AJ       |         |        | µg/l |          |         |
| AK       |         |        | µg/l |          |         |
| AL       | 0,847 * | 0,001  | µg/l | 77%      | -3,24   |
| AM       | 0,9380  | 0,038  | µg/l | 85%      | -2,07   |
| AN       | 1,04    | 0,21   | µg/l | 95%      | -0,77   |
| AO       |         |        | µg/l |          |         |

|                   | All results  | Outliers excl. | Unit |
|-------------------|--------------|----------------|------|
| Mean ± CI(99%)    | 1,11 ± 0,20  | 1,03 ± 0,04    | µg/l |
| Recov. ± CI(99%)  | 101,1 ± 18,1 | 94,0 ± 4,0     | %    |
| SD between labs   | 0,30         | 0,05           | µg/l |
| RSD between labs  | 27,1         | 5,3            | %    |
| n for calculation | 19           | 14             |      |



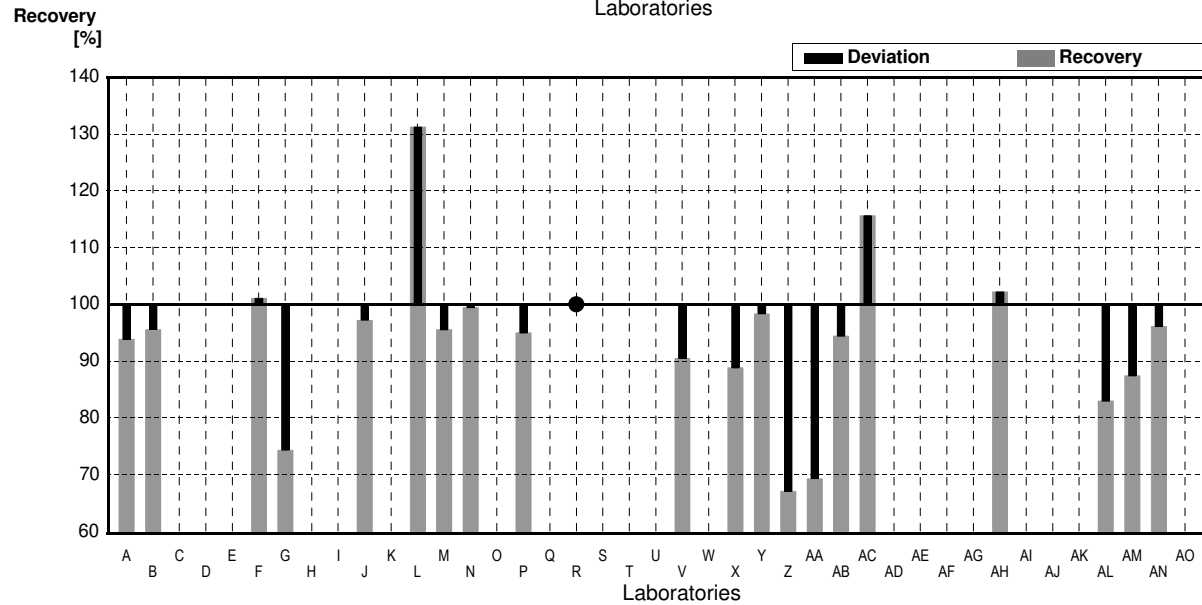
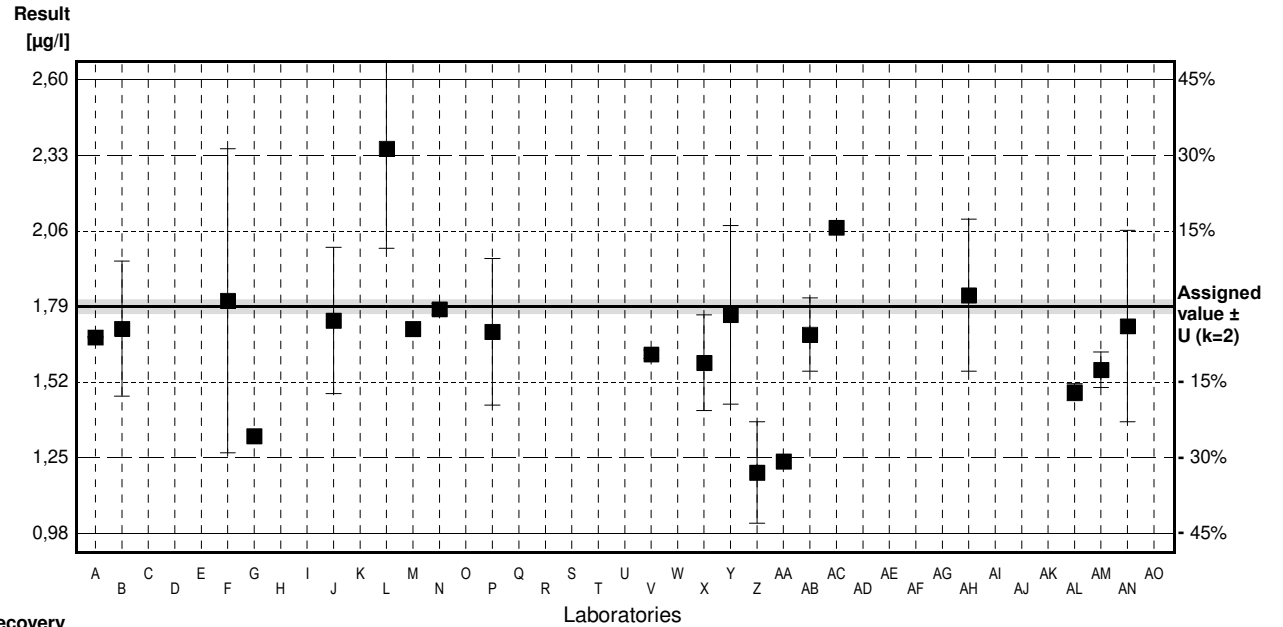
# Sample M179B

## Parameter Tin

Assigned value  $\pm U$  (k=2) 1,79  $\mu\text{g/l}$   $\pm$  0,02  $\mu\text{g/l}$   
 IFA result  $\pm U$  (k=2) 1,68  $\mu\text{g/l}$   $\pm$  0,11  $\mu\text{g/l}$   
 Stability test  $\pm U$  (k=2) 1,70  $\mu\text{g/l}$   $\pm$  0,11  $\mu\text{g/l}$

| Lab Code | Result | $\pm$  | Unit            | Recovery | z-Score |
|----------|--------|--------|-----------------|----------|---------|
| A        | 1,6803 | 0,0024 | $\mu\text{g/l}$ | 94%      | -0,86   |
| B        | 1,711  | 0,24   | $\mu\text{g/l}$ | 96%      | -0,62   |
| C        |        |        | $\mu\text{g/l}$ |          |         |
| D        |        |        | $\mu\text{g/l}$ |          |         |
| E        |        |        | $\mu\text{g/l}$ |          |         |
| F        | 1,81   | 0,54   | $\mu\text{g/l}$ | 101%     | 0,16    |
| G        | 1,33   |        | $\mu\text{g/l}$ | 74%      | -3,62   |
| H        |        |        | $\mu\text{g/l}$ |          |         |
| I        |        |        | $\mu\text{g/l}$ |          |         |
| J        | 1,74   | 0,26   | $\mu\text{g/l}$ | 97%      | -0,39   |
| K        |        |        | $\mu\text{g/l}$ |          |         |
| L        | 2,35   | 0,353  | $\mu\text{g/l}$ | 131%     | 4,41    |
| M        | 1,71   |        | $\mu\text{g/l}$ | 96%      | -0,63   |
| N        | 1,78   | 0,020  | $\mu\text{g/l}$ | 99%      | -0,08   |
| O        |        |        | $\mu\text{g/l}$ |          |         |
| P        | 1,70   | 0,26   | $\mu\text{g/l}$ | 95%      | -0,71   |
| Q        |        |        | $\mu\text{g/l}$ |          |         |
| R        | <2     |        | $\mu\text{g/l}$ | *        |         |
| S        |        |        | $\mu\text{g/l}$ |          |         |
| T        |        |        | $\mu\text{g/l}$ |          |         |
| U        |        |        | $\mu\text{g/l}$ |          |         |
| V        | 1,62   | 0,015  | $\mu\text{g/l}$ | 91%      | -1,34   |
| W        |        |        | $\mu\text{g/l}$ |          |         |
| X        | 1,59   | 0,17   | $\mu\text{g/l}$ | 89%      | -1,57   |
| Y        | 1,76   | 0,317  | $\mu\text{g/l}$ | 98%      | -0,24   |
| Z        | 1,20   | 0,18   | $\mu\text{g/l}$ | 67%      | -4,64   |
| AA       | 1,24   | *      | $\mu\text{g/l}$ | 69%      | -4,33   |
| AB       | 1,69   | 0,13   | $\mu\text{g/l}$ | 94%      | -0,79   |
| AC       | 2,07   |        | $\mu\text{g/l}$ | 116%     | 2,20    |
| AD       |        |        | $\mu\text{g/l}$ |          |         |
| AE       |        |        | $\mu\text{g/l}$ |          |         |
| AF       |        |        | $\mu\text{g/l}$ |          |         |
| AG       |        |        | $\mu\text{g/l}$ |          |         |
| AH       | 1,83   | 0,27   | $\mu\text{g/l}$ | 102%     | 0,31    |
| AI       |        |        | $\mu\text{g/l}$ |          |         |
| AJ       |        |        | $\mu\text{g/l}$ |          |         |
| AK       |        |        | $\mu\text{g/l}$ |          |         |
| AL       | 1,485  | 0,03   | $\mu\text{g/l}$ | 83%      | -2,40   |
| AM       | 1,565  | 0,063  | $\mu\text{g/l}$ | 87%      | -1,77   |
| AN       | 1,72   | 0,34   | $\mu\text{g/l}$ | 96%      | -0,55   |
| AO       |        |        | $\mu\text{g/l}$ |          |         |

|                      | All results     | Outliers excl.  | Unit            |
|----------------------|-----------------|-----------------|-----------------|
| Mean $\pm$ CI(99%)   | 1,68 $\pm$ 0,17 | 1,69 $\pm$ 0,11 | $\mu\text{g/l}$ |
| Recov. $\pm$ CI(99%) | 93,8 $\pm$ 9,3  | 94,6 $\pm$ 6,2  | %               |
| SD between labs      | 0,26            | 0,16            | $\mu\text{g/l}$ |
| RSD between labs     | 15,4            | 9,3             | %               |
| n for calculation    | 20              | 17              |                 |







**Labororientierte Auswertung**  
**Laboratory Oriented Part**

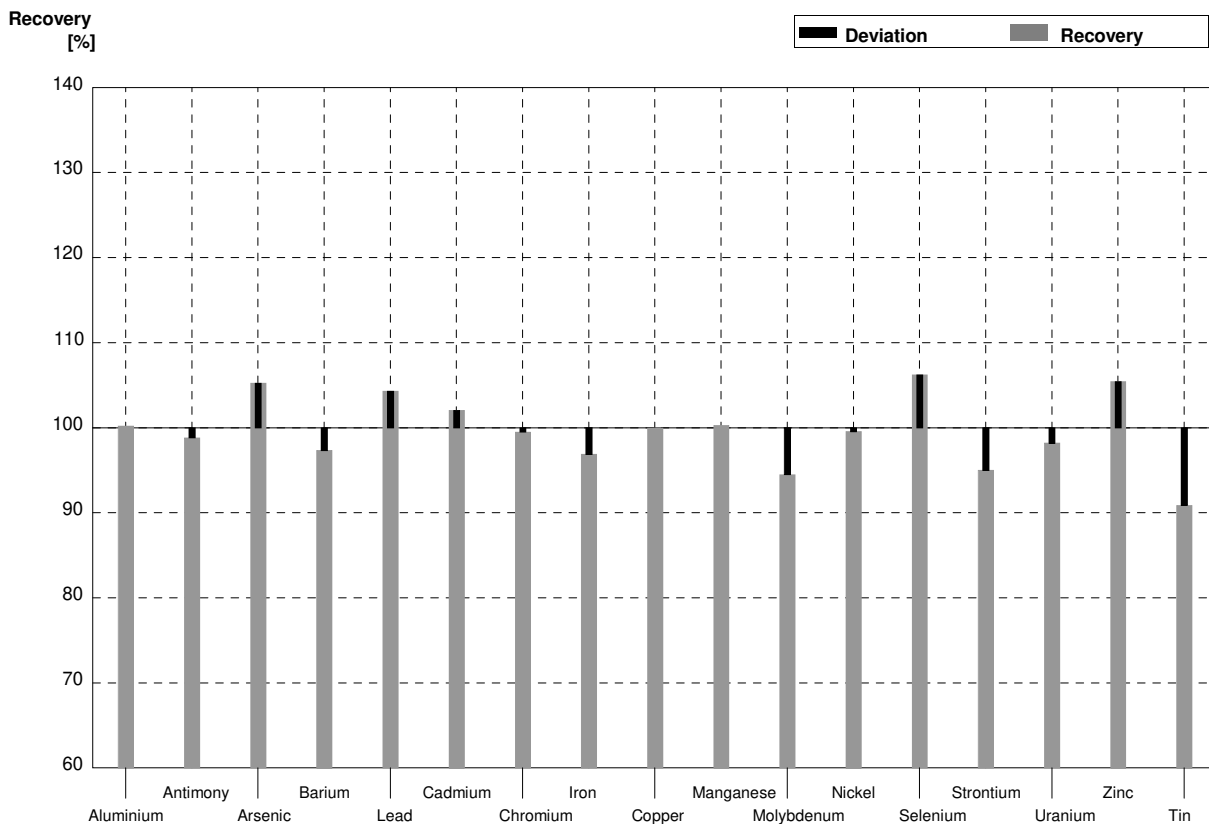
Eignungsprüfungsrunde / Proficiency testing round  
M179

Metalle / Metals

Versand / Dispatch: 10.11.2025

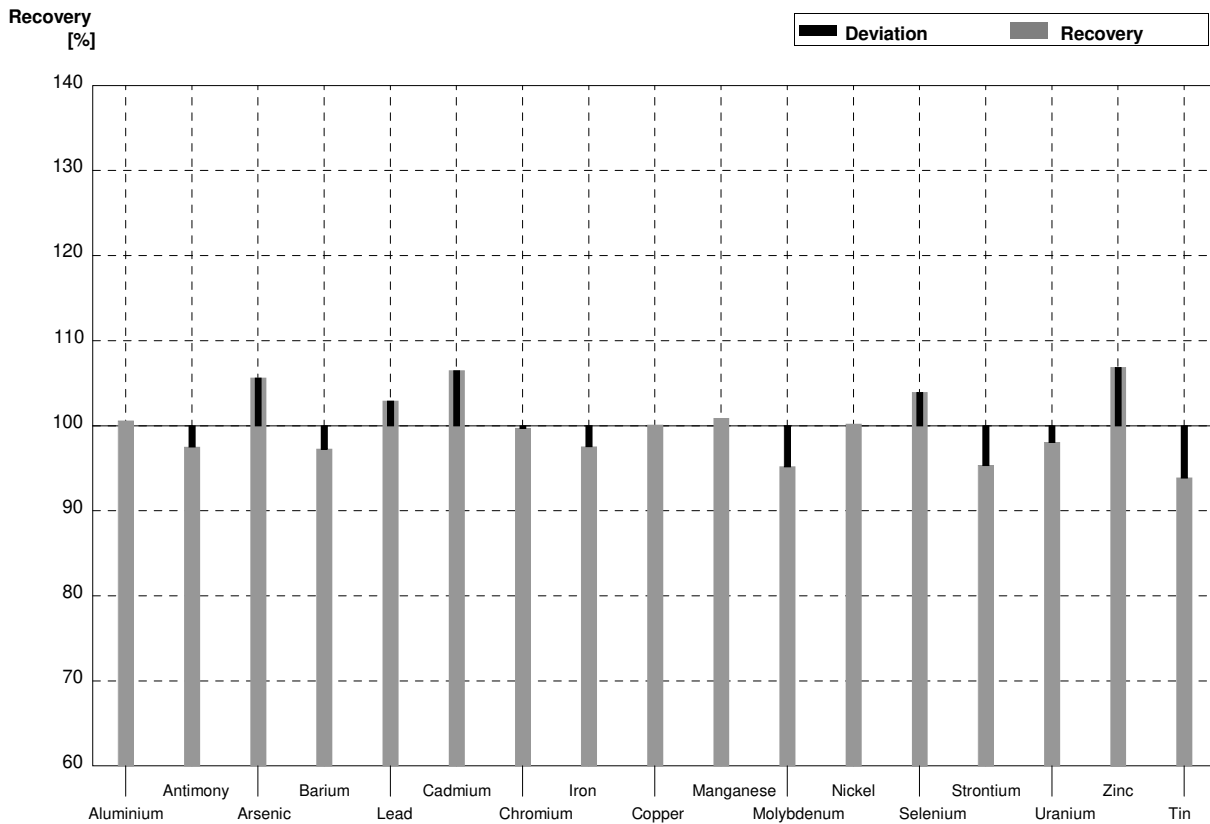
**Sample M179A**  
**Laboratory A**

| Parameter  | Assigned value | ± U (k=2) | Result   | ±      | Unit | Recovery |
|------------|----------------|-----------|----------|--------|------|----------|
| Aluminium  | 50,7           | 0,3       | 50,8080  | 0,0510 | µg/l | 100%     |
| Antimony   | 0,595          | 0,016     | 0,5880   | 0,0006 | µg/l | 99%      |
| Arsenic    | 1,910          | 0,015     | 2,0101   | 0,0029 | µg/l | 105%     |
| Barium     | 42,19          | 0,17      | 41,0637  | 0,0335 | µg/l | 97%      |
| Lead       | 5,64           | 0,14      | 5,8829   | 0,0055 | µg/l | 104%     |
| Cadmium    | 0,913          | 0,010     | 0,9318   | 0,0009 | µg/l | 102%     |
| Chromium   | 2,549          | 0,018     | 2,5362   | 0,0026 | µg/l | 99%      |
| Iron       | 75,9           | 0,3       | 73,5293  | 0,0640 | µg/l | 97%      |
| Copper     | 1,63           | 0,03      | 1,6298   | 0,0018 | µg/l | 100%     |
| Manganese  | 55,9           | 0,2       | 56,0608  | 0,0449 | µg/l | 100%     |
| Molybdenum | 2,32           | 0,04      | 2,1924   | 0,0023 | µg/l | 95%      |
| Nickel     | 2,01           | 0,03      | 2,0011   | 0,0020 | µg/l | 100%     |
| Selenium   | 0,76           | 0,03      | 0,8073   | 0,0007 | µg/l | 106%     |
| Strontium  | 465            | 4         | 441,7724 | 0,4064 | µg/l | 95%      |
| Uranium    | 4,18           | 0,03      | 4,1053   | 0,0033 | µg/l | 98%      |
| Zinc       | 11,1           | 0,7       | 11,7025  | 0,0101 | µg/l | 105%     |
| Tin        | 1,10           | 0,02      | 0,9999   | 0,0014 | µg/l | 91%      |



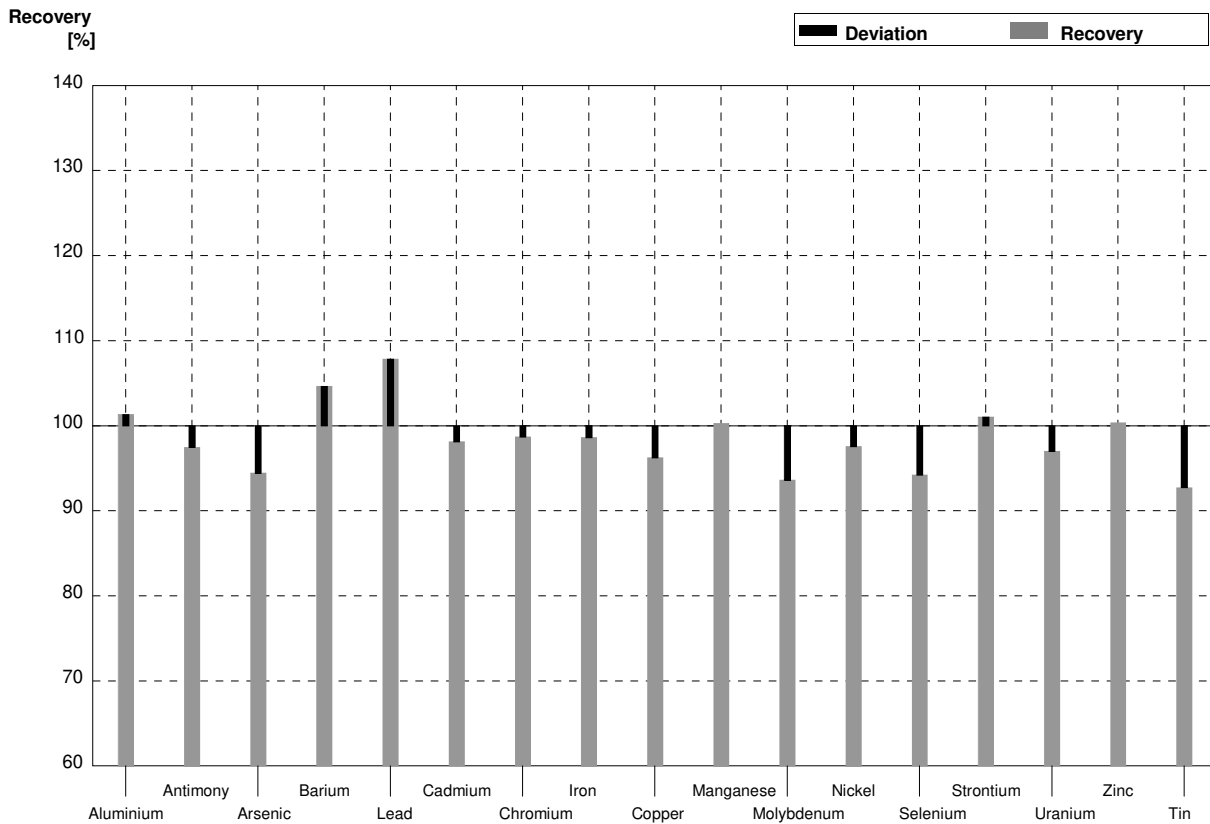
**Sample M179B**  
**Laboratory A**

| Parameter  | Assigned value | ± U (k=2) | Result   | ±      | Unit | Recovery |
|------------|----------------|-----------|----------|--------|------|----------|
| Aluminium  | 47,9           | 0,3       | 48,1786  | 0,0484 | µg/l | 101%     |
| Antimony   | 1,596          | 0,017     | 1,5562   | 0,0017 | µg/l | 98%      |
| Arsenic    | 0,72           | 0,02      | 0,7606   | 0,0011 | µg/l | 106%     |
| Barium     | 27,16          | 0,13      | 26,4196  | 0,0216 | µg/l | 97%      |
| Lead       | 3,65           | 0,07      | 3,7562   | 0,0035 | µg/l | 103%     |
| Cadmium    | 0,301          | 0,005     | 0,3205   | 0,0003 | µg/l | 106%     |
| Chromium   | 5,05           | 0,03      | 5,0362   | 0,0051 | µg/l | 100%     |
| Iron       | 25,52          | 0,17      | 24,8921  | 0,0217 | µg/l | 98%      |
| Copper     | 7,08           | 0,05      | 7,0863   | 0,0080 | µg/l | 100%     |
| Manganese  | 38,40          | 0,18      | 38,7466  | 0,0310 | µg/l | 101%     |
| Molybdenum | 6,47           | 0,06      | 6,1590   | 0,0065 | µg/l | 95%      |
| Nickel     | 5,64           | 0,04      | 5,6528   | 0,0057 | µg/l | 100%     |
| Selenium   | 2,12           | 0,05      | 2,2032   | 0,0020 | µg/l | 104%     |
| Strontium  | 565            | 5         | 538,6702 | 0,4956 | µg/l | 95%      |
| Uranium    | 3,10           | 0,03      | 3,0398   | 0,0024 | µg/l | 98%      |
| Zinc       | 29,5           | 0,9       | 31,5336  | 0,0272 | µg/l | 107%     |
| Tin        | 1,79           | 0,02      | 1,6803   | 0,0024 | µg/l | 94%      |



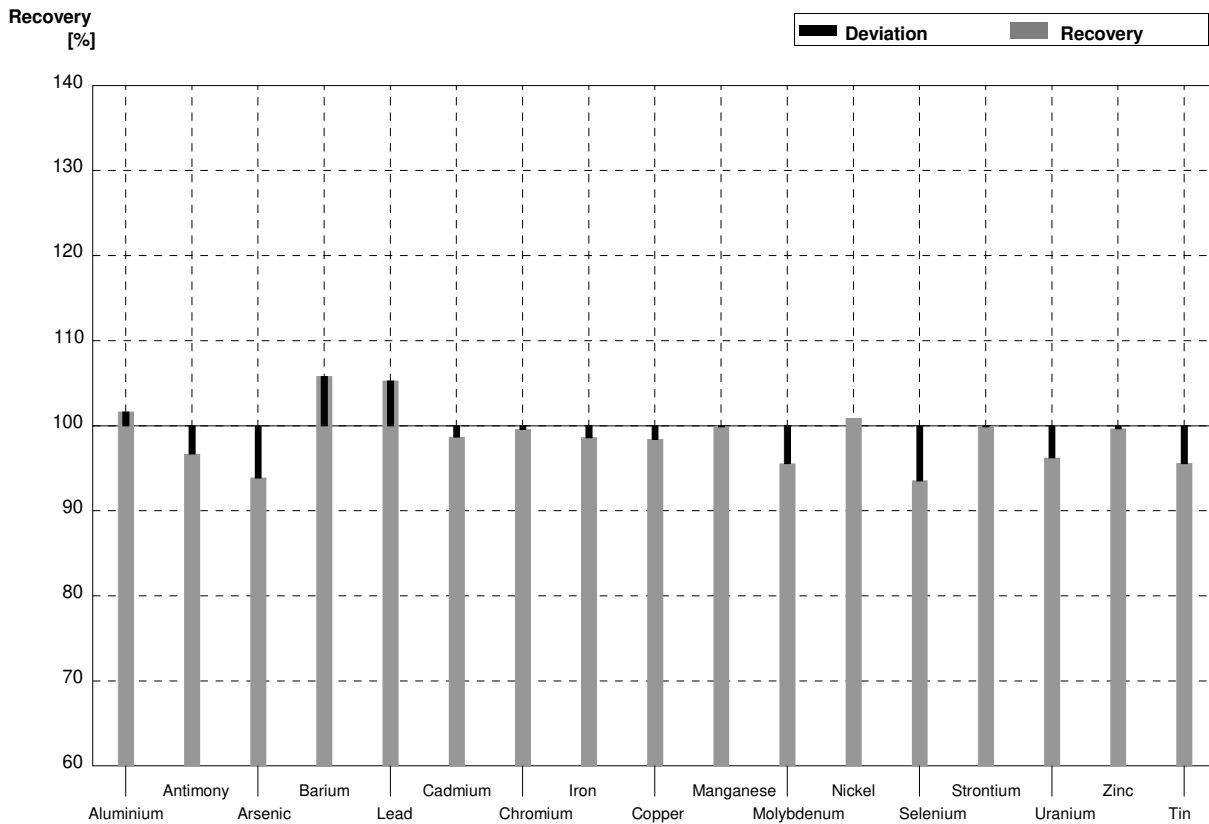
**Sample M179A**  
**Laboratory B**

| Parameter  | Assigned value | $\pm U (k=2)$ | Result | $\pm$ | Unit            | Recovery |
|------------|----------------|---------------|--------|-------|-----------------|----------|
| Aluminium  | 50,7           | 0,3           | 51,38  | 8,32  | $\mu\text{g/l}$ | 101%     |
| Antimony   | 0,595          | 0,016         | 0,580  | 0,05  | $\mu\text{g/l}$ | 97%      |
| Arsenic    | 1,910          | 0,015         | 1,804  | 0,29  | $\mu\text{g/l}$ | 94%      |
| Barium     | 42,19          | 0,17          | 44,15  | 3,62  | $\mu\text{g/l}$ | 105%     |
| Lead       | 5,64           | 0,14          | 6,083  | 0,74  | $\mu\text{g/l}$ | 108%     |
| Cadmium    | 0,913          | 0,010         | 0,896  | 0,08  | $\mu\text{g/l}$ | 98%      |
| Chromium   | 2,549          | 0,018         | 2,516  | 0,18  | $\mu\text{g/l}$ | 99%      |
| Iron       | 75,9           | 0,3           | 74,85  | 7,63  | $\mu\text{g/l}$ | 99%      |
| Copper     | 1,63           | 0,03          | 1,569  | 0,18  | $\mu\text{g/l}$ | 96%      |
| Manganese  | 55,9           | 0,2           | 56,05  | 4,65  | $\mu\text{g/l}$ | 100%     |
| Molybdenum | 2,32           | 0,04          | 2,172  | 0,37  | $\mu\text{g/l}$ | 94%      |
| Nickel     | 2,01           | 0,03          | 1,961  | 0,19  | $\mu\text{g/l}$ | 98%      |
| Selenium   | 0,76           | 0,03          | 0,716  | 0,06  | $\mu\text{g/l}$ | 94%      |
| Strontium  | 465            | 4             | 469,8  | 58,25 | $\mu\text{g/l}$ | 101%     |
| Uranium    | 4,18           | 0,03          | 4,054  | 0,58  | $\mu\text{g/l}$ | 97%      |
| Zinc       | 11,1           | 0,7           | 11,14  | 1,97  | $\mu\text{g/l}$ | 100%     |
| Tin        | 1,10           | 0,02          | 1,020  | 0,14  | $\mu\text{g/l}$ | 93%      |



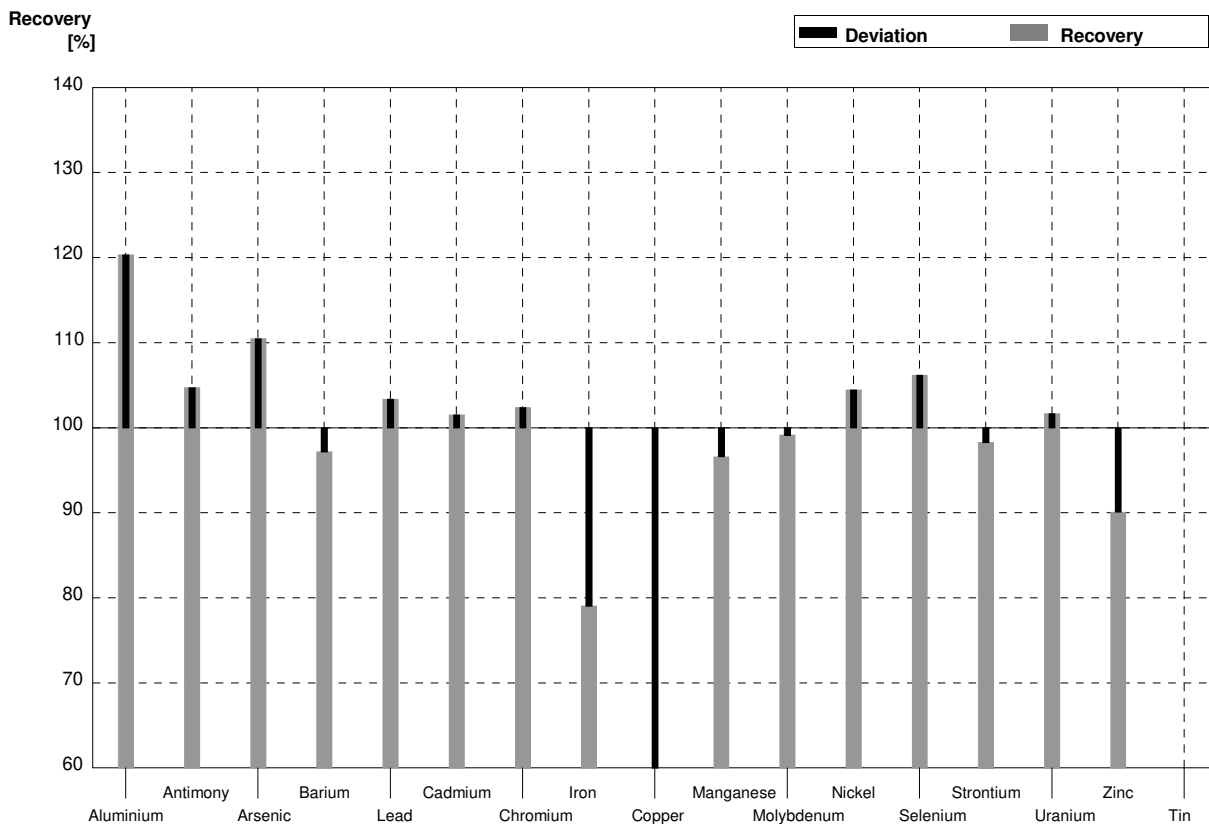
**Sample M179B**  
**Laboratory B**

| Parameter  | Assigned value | $\pm U (k=2)$ | Result | $\pm$ | Unit            | Recovery |
|------------|----------------|---------------|--------|-------|-----------------|----------|
| Aluminium  | 47,9           | 0,3           | 48,68  | 7,89  | $\mu\text{g/l}$ | 102%     |
| Antimony   | 1,596          | 0,017         | 1,543  | 0,14  | $\mu\text{g/l}$ | 97%      |
| Arsenic    | 0,72           | 0,02          | 0,676  | 0,11  | $\mu\text{g/l}$ | 94%      |
| Barium     | 27,16          | 0,13          | 28,74  | 2,36  | $\mu\text{g/l}$ | 106%     |
| Lead       | 3,65           | 0,07          | 3,843  | 0,47  | $\mu\text{g/l}$ | 105%     |
| Cadmium    | 0,301          | 0,005         | 0,297  | 0,02  | $\mu\text{g/l}$ | 99%      |
| Chromium   | 5,05           | 0,03          | 5,029  | 0,37  | $\mu\text{g/l}$ | 100%     |
| Iron       | 25,52          | 0,17          | 25,17  | 2,57  | $\mu\text{g/l}$ | 99%      |
| Copper     | 7,08           | 0,05          | 6,968  | 0,78  | $\mu\text{g/l}$ | 98%      |
| Manganese  | 38,40          | 0,18          | 38,36  | 3,18  | $\mu\text{g/l}$ | 100%     |
| Molybdenum | 6,47           | 0,06          | 6,182  | 1,04  | $\mu\text{g/l}$ | 96%      |
| Nickel     | 5,64           | 0,04          | 5,690  | 0,55  | $\mu\text{g/l}$ | 101%     |
| Selenium   | 2,12           | 0,05          | 1,983  | 0,17  | $\mu\text{g/l}$ | 94%      |
| Strontium  | 565            | 5             | 564,4  | 69,98 | $\mu\text{g/l}$ | 100%     |
| Uranium    | 3,10           | 0,03          | 2,983  | 0,43  | $\mu\text{g/l}$ | 96%      |
| Zinc       | 29,5           | 0,9           | 29,40  | 5,20  | $\mu\text{g/l}$ | 100%     |
| Tin        | 1,79           | 0,02          | 1,711  | 0,24  | $\mu\text{g/l}$ | 96%      |



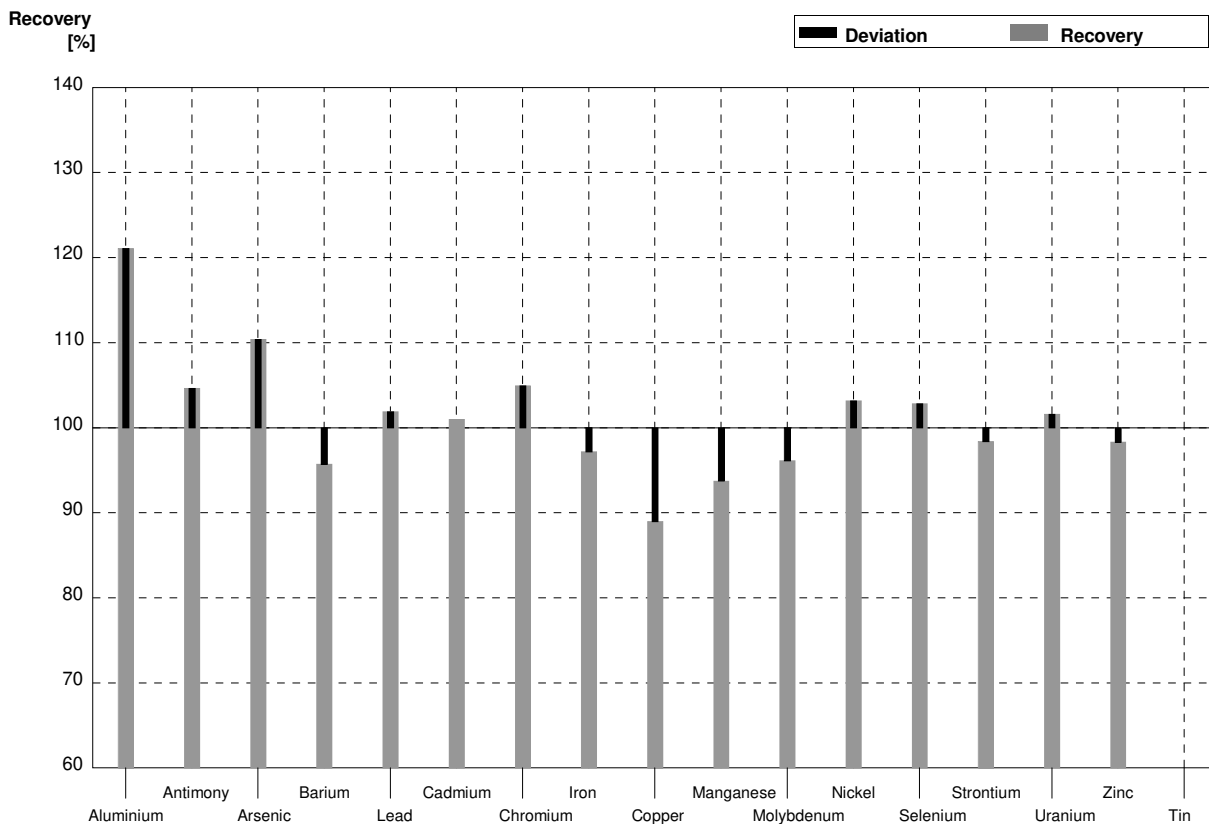
**Sample M179A**  
**Laboratory C**

| Parameter  | Assigned value | ± U (k=2) | Result | ±     | Unit | Recovery |
|------------|----------------|-----------|--------|-------|------|----------|
| Aluminium  | 50,7           | 0,3       | 61     | 6,1   | µg/l | 120%     |
| Antimony   | 0,595          | 0,016     | 0,623  | 0,125 | µg/l | 105%     |
| Arsenic    | 1,910          | 0,015     | 2,11   | 0,42  | µg/l | 110%     |
| Barium     | 42,19          | 0,17      | 41,0   | 4,1   | µg/l | 97%      |
| Lead       | 5,64           | 0,14      | 5,83   | 1,17  | µg/l | 103%     |
| Cadmium    | 0,913          | 0,010     | 0,927  | 0,185 | µg/l | 102%     |
| Chromium   | 2,549          | 0,018     | 2,61   | 0,52  | µg/l | 102%     |
| Iron       | 75,9           | 0,3       | 60,0   | 6,0   | µg/l | 79%      |
| Copper     | 1,63           | 0,03      | 0,727  | 0,145 | µg/l | 45%      |
| Manganese  | 55,9           | 0,2       | 54,0   | 5,4   | µg/l | 97%      |
| Molybdenum | 2,32           | 0,04      | 2,30   | 0,46  | µg/l | 99%      |
| Nickel     | 2,01           | 0,03      | 2,10   | 0,42  | µg/l | 104%     |
| Selenium   | 0,76           | 0,03      | 0,807  | 0,161 | µg/l | 106%     |
| Strontium  | 465            | 4         | 457    | 46    | µg/l | 98%      |
| Uranium    | 4,18           | 0,03      | 4,25   | 0,85  | µg/l | 102%     |
| Zinc       | 11,1           | 0,7       | 10,0   | 1,0   | µg/l | 90%      |
| Tin        | 1,10           | 0,02      |        |       | µg/l |          |



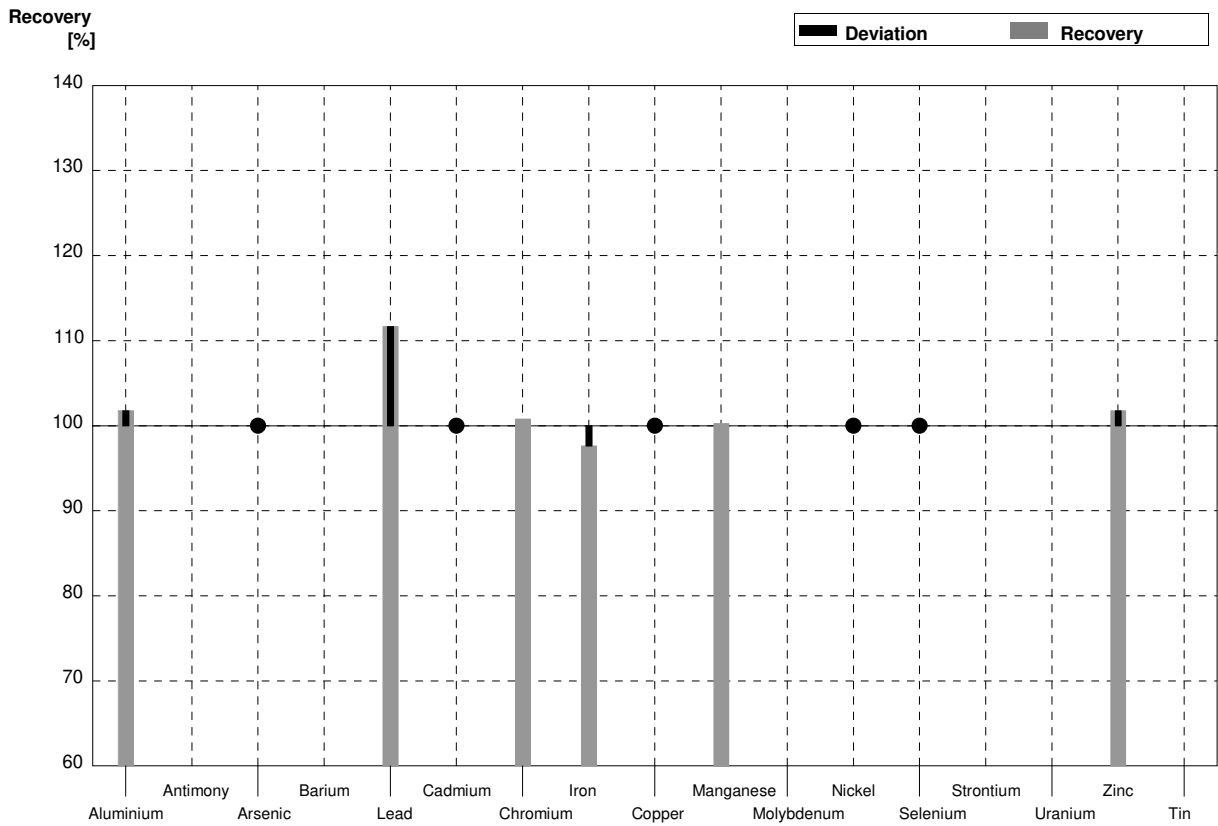
**Sample M179B**  
**Laboratory C**

| Parameter  | Assigned value | $\pm U (k=2)$ | Result | $\pm$ | Unit            | Recovery |
|------------|----------------|---------------|--------|-------|-----------------|----------|
| Aluminium  | 47,9           | 0,3           | 58     | 5,8   | $\mu\text{g/l}$ | 121%     |
| Antimony   | 1,596          | 0,017         | 1,67   | 0,33  | $\mu\text{g/l}$ | 105%     |
| Arsenic    | 0,72           | 0,02          | 0,795  | 0,159 | $\mu\text{g/l}$ | 110%     |
| Barium     | 27,16          | 0,13          | 26,0   | 2,6   | $\mu\text{g/l}$ | 96%      |
| Lead       | 3,65           | 0,07          | 3,72   | 0,74  | $\mu\text{g/l}$ | 102%     |
| Cadmium    | 0,301          | 0,005         | 0,304  | 0,061 | $\mu\text{g/l}$ | 101%     |
| Chromium   | 5,05           | 0,03          | 5,30   | 1,06  | $\mu\text{g/l}$ | 105%     |
| Iron       | 25,52          | 0,17          | 24,8   | 4,96  | $\mu\text{g/l}$ | 97%      |
| Copper     | 7,08           | 0,05          | 6,30   | 1,26  | $\mu\text{g/l}$ | 89%      |
| Manganese  | 38,40          | 0,18          | 36,0   | 3,60  | $\mu\text{g/l}$ | 94%      |
| Molybdenum | 6,47           | 0,06          | 6,22   | 1,24  | $\mu\text{g/l}$ | 96%      |
| Nickel     | 5,64           | 0,04          | 5,82   | 1,16  | $\mu\text{g/l}$ | 103%     |
| Selenium   | 2,12           | 0,05          | 2,18   | 0,44  | $\mu\text{g/l}$ | 103%     |
| Strontium  | 565            | 5             | 556    | 56    | $\mu\text{g/l}$ | 98%      |
| Uranium    | 3,10           | 0,03          | 3,15   | 0,63  | $\mu\text{g/l}$ | 102%     |
| Zinc       | 29,5           | 0,9           | 29,0   | 2,9   | $\mu\text{g/l}$ | 98%      |
| Tin        | 1,79           | 0,02          |        |       | $\mu\text{g/l}$ |          |



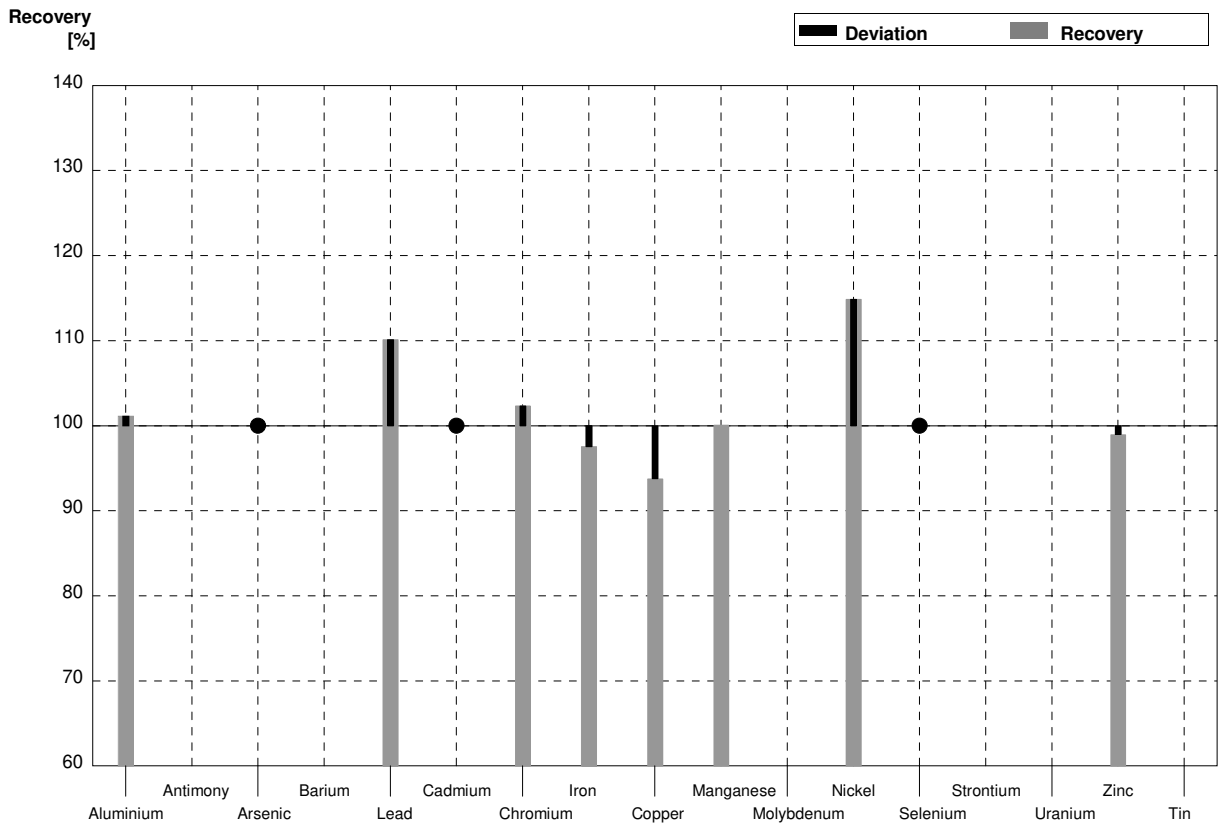
**Sample M179A**  
**Laboratory D**

| Parameter  | Assigned value | $\pm U (k=2)$ | Result | $\pm$ | Unit            | Recovery |
|------------|----------------|---------------|--------|-------|-----------------|----------|
| Aluminium  | 50,7           | 0,3           | 51,60  | 7,94  | $\mu\text{g/l}$ | 102%     |
| Antimony   | 0,595          | 0,016         |        |       | $\mu\text{g/l}$ |          |
| Arsenic    | 1,910          | 0,015         | <5     |       | $\mu\text{g/l}$ | •        |
| Barium     | 42,19          | 0,17          |        |       | $\mu\text{g/l}$ |          |
| Lead       | 5,64           | 0,14          | 6,30   | 1,08  | $\mu\text{g/l}$ | 112%     |
| Cadmium    | 0,913          | 0,010         | <1     |       | $\mu\text{g/l}$ | •        |
| Chromium   | 2,549          | 0,018         | 2,57   | 0,21  | $\mu\text{g/l}$ | 101%     |
| Iron       | 75,9           | 0,3           | 74,1   | 6,22  | $\mu\text{g/l}$ | 98%      |
| Copper     | 1,63           | 0,03          | <5     |       | $\mu\text{g/l}$ | •        |
| Manganese  | 55,9           | 0,2           | 56,05  | 5,3   | $\mu\text{g/l}$ | 100%     |
| Molybdenum | 2,32           | 0,04          |        |       | $\mu\text{g/l}$ |          |
| Nickel     | 2,01           | 0,03          | <5     |       | $\mu\text{g/l}$ | •        |
| Selenium   | 0,76           | 0,03          | <10    |       | $\mu\text{g/l}$ | •        |
| Strontium  | 465            | 4             |        |       | $\mu\text{g/l}$ |          |
| Uranium    | 4,18           | 0,03          |        |       | $\mu\text{g/l}$ |          |
| Zinc       | 11,1           | 0,7           | 11,3   | 1,58  | $\mu\text{g/l}$ | 102%     |
| Tin        | 1,10           | 0,02          |        |       | $\mu\text{g/l}$ |          |



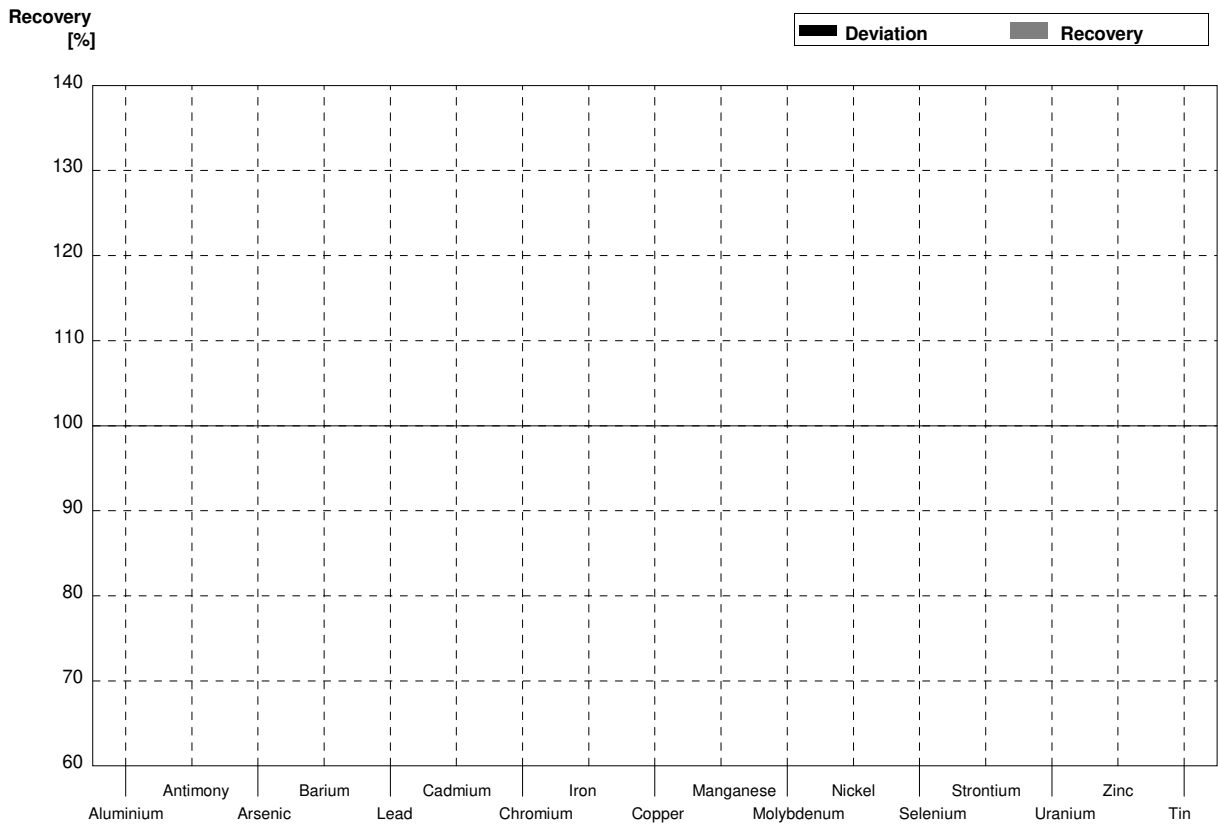
**Sample M179B**  
**Laboratory D**

| Parameter  | Assigned value | ± U (k=2) | Result | ±    | Unit | Recovery |
|------------|----------------|-----------|--------|------|------|----------|
| Aluminium  | 47,9           | 0,3       | 48,45  | 7,46 | µg/l | 101%     |
| Antimony   | 1,596          | 0,017     |        |      | µg/l |          |
| Arsenic    | 0,72           | 0,02      | <5     |      | µg/l | •        |
| Barium     | 27,16          | 0,13      |        |      | µg/l |          |
| Lead       | 3,65           | 0,07      | 4,02   | 0,69 | µg/l | 110%     |
| Cadmium    | 0,301          | 0,005     | <1     |      | µg/l | •        |
| Chromium   | 5,05           | 0,03      | 5,17   | 0,43 | µg/l | 102%     |
| Iron       | 25,52          | 0,17      | 24,9   | 2,09 | µg/l | 98%      |
| Copper     | 7,08           | 0,05      | 6,64   | 2,39 | µg/l | 94%      |
| Manganese  | 38,40          | 0,18      | 38,44  | 3,6  | µg/l | 100%     |
| Molybdenum | 6,47           | 0,06      |        |      | µg/l |          |
| Nickel     | 5,64           | 0,04      | 6,48   | 0,8  | µg/l | 115%     |
| Selenium   | 2,12           | 0,05      | <10    |      | µg/l | •        |
| Strontium  | 565            | 5         |        |      | µg/l |          |
| Uranium    | 3,10           | 0,03      |        |      | µg/l |          |
| Zinc       | 29,5           | 0,9       | 29,2   | 4,09 | µg/l | 99%      |
| Tin        | 1,79           | 0,02      |        |      | µg/l |          |



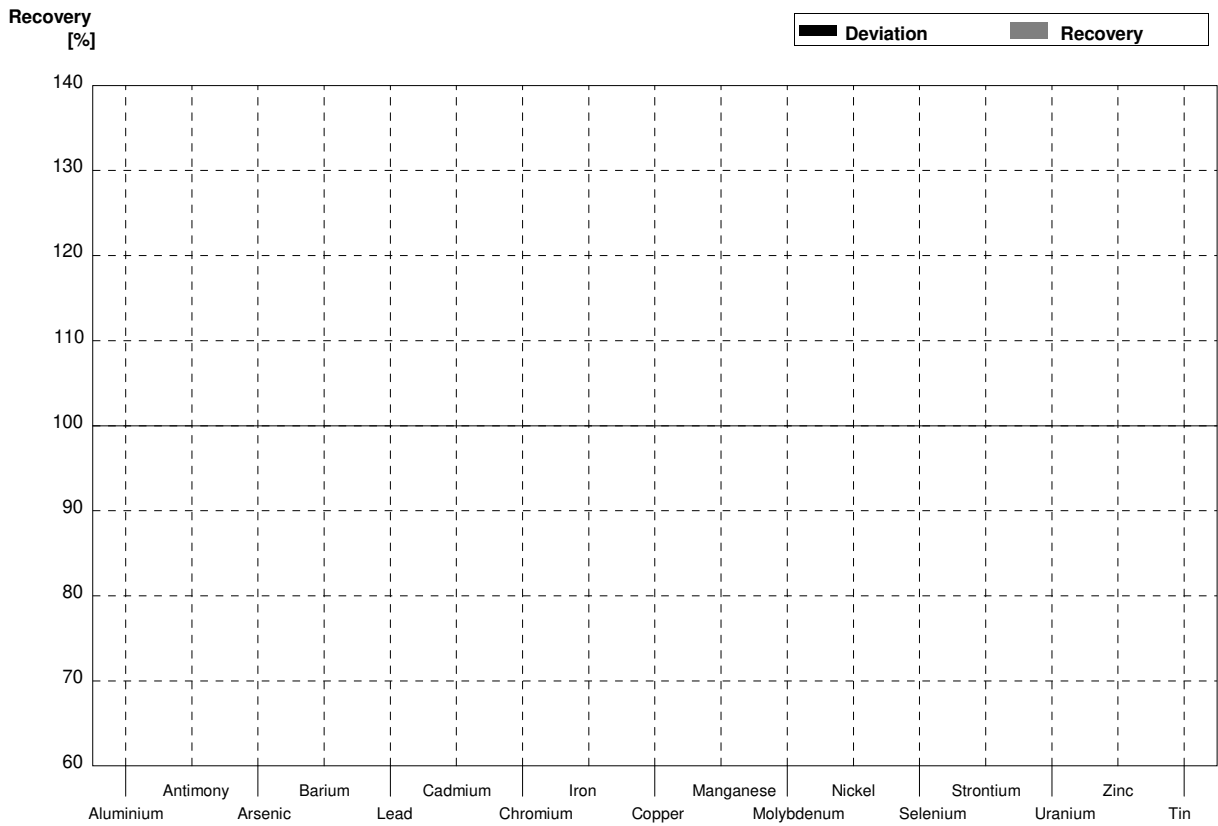
**Sample M179A**  
**Laboratory E**

| Parameter  | Assigned value | $\pm U (k=2)$ | Result | $\pm$ | Unit            | Recovery |
|------------|----------------|---------------|--------|-------|-----------------|----------|
| Aluminium  | 50,7           | 0,3           |        |       | $\mu\text{g/l}$ |          |
| Antimony   | 0,595          | 0,016         |        |       | $\mu\text{g/l}$ |          |
| Arsenic    | 1,910          | 0,015         |        |       | $\mu\text{g/l}$ |          |
| Barium     | 42,19          | 0,17          |        |       | $\mu\text{g/l}$ |          |
| Lead       | 5,64           | 0,14          |        |       | $\mu\text{g/l}$ |          |
| Cadmium    | 0,913          | 0,010         |        |       | $\mu\text{g/l}$ |          |
| Chromium   | 2,549          | 0,018         |        |       | $\mu\text{g/l}$ |          |
| Iron       | 75,9           | 0,3           |        |       | $\mu\text{g/l}$ |          |
| Copper     | 1,63           | 0,03          |        |       | $\mu\text{g/l}$ |          |
| Manganese  | 55,9           | 0,2           |        |       | $\mu\text{g/l}$ |          |
| Molybdenum | 2,32           | 0,04          |        |       | $\mu\text{g/l}$ |          |
| Nickel     | 2,01           | 0,03          |        |       | $\mu\text{g/l}$ |          |
| Selenium   | 0,76           | 0,03          |        |       | $\mu\text{g/l}$ |          |
| Strontium  | 465            | 4             |        |       | $\mu\text{g/l}$ |          |
| Uranium    | 4,18           | 0,03          |        |       | $\mu\text{g/l}$ |          |
| Zinc       | 11,1           | 0,7           |        |       | $\mu\text{g/l}$ |          |
| Tin        | 1,10           | 0,02          |        |       | $\mu\text{g/l}$ |          |



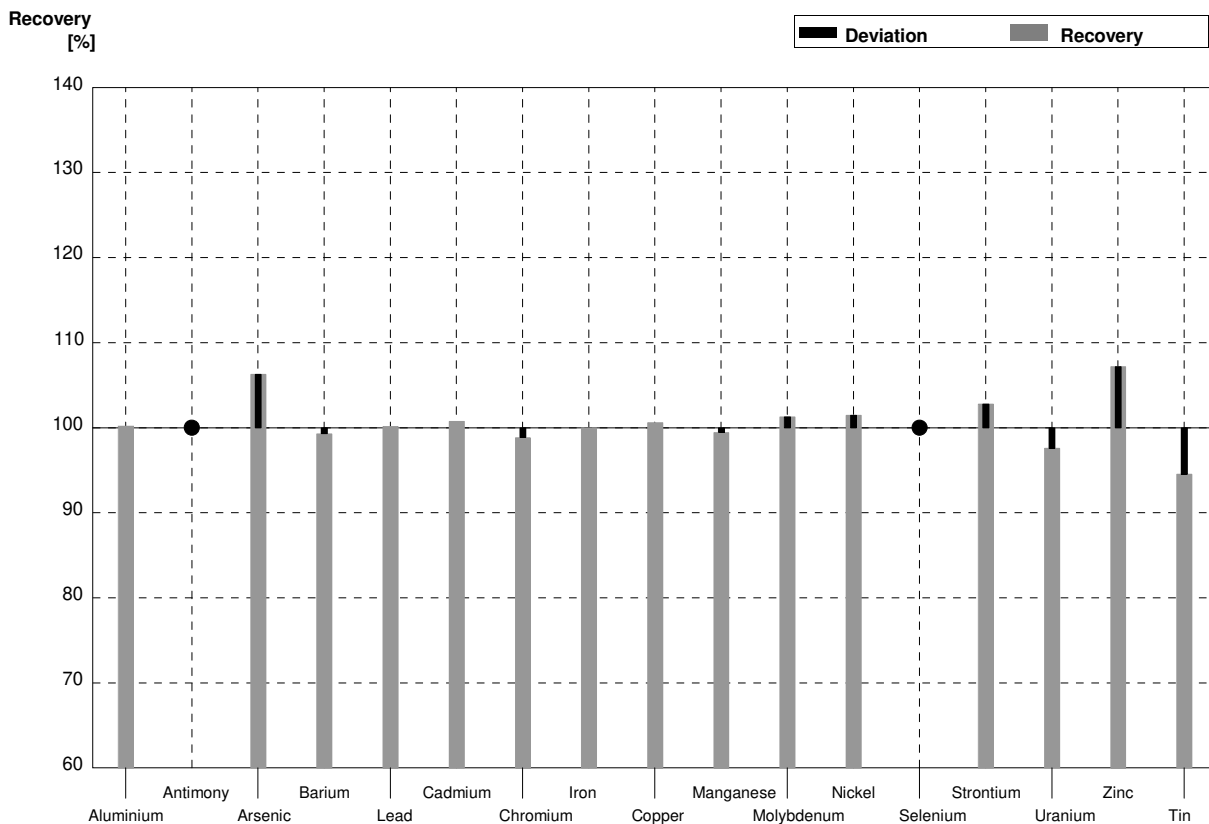
**Sample M179B**  
**Laboratory E**

| Parameter  | Assigned value | $\pm U (k=2)$ | Result | $\pm$ | Unit            | Recovery |
|------------|----------------|---------------|--------|-------|-----------------|----------|
| Aluminium  | 47,9           | 0,3           |        |       | $\mu\text{g/l}$ |          |
| Antimony   | 1,596          | 0,017         |        |       | $\mu\text{g/l}$ |          |
| Arsenic    | 0,72           | 0,02          |        |       | $\mu\text{g/l}$ |          |
| Barium     | 27,16          | 0,13          |        |       | $\mu\text{g/l}$ |          |
| Lead       | 3,65           | 0,07          |        |       | $\mu\text{g/l}$ |          |
| Cadmium    | 0,301          | 0,005         |        |       | $\mu\text{g/l}$ |          |
| Chromium   | 5,05           | 0,03          |        |       | $\mu\text{g/l}$ |          |
| Iron       | 25,52          | 0,17          |        |       | $\mu\text{g/l}$ |          |
| Copper     | 7,08           | 0,05          |        |       | $\mu\text{g/l}$ |          |
| Manganese  | 38,40          | 0,18          |        |       | $\mu\text{g/l}$ |          |
| Molybdenum | 6,47           | 0,06          |        |       | $\mu\text{g/l}$ |          |
| Nickel     | 5,64           | 0,04          |        |       | $\mu\text{g/l}$ |          |
| Selenium   | 2,12           | 0,05          |        |       | $\mu\text{g/l}$ |          |
| Strontium  | 565            | 5             |        |       | $\mu\text{g/l}$ |          |
| Uranium    | 3,10           | 0,03          |        |       | $\mu\text{g/l}$ |          |
| Zinc       | 29,5           | 0,9           |        |       | $\mu\text{g/l}$ |          |
| Tin        | 1,79           | 0,02          |        |       | $\mu\text{g/l}$ |          |



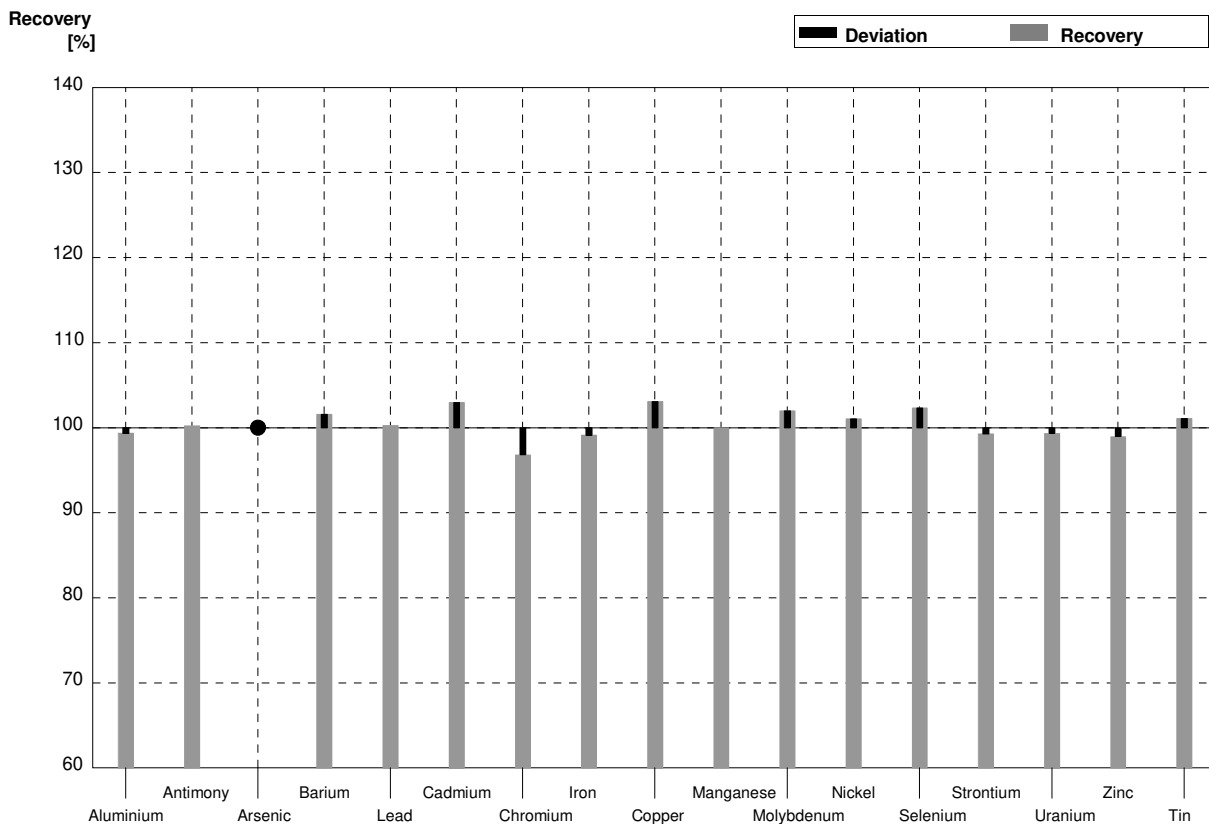
**Sample M179A**  
**Laboratory F**

| Parameter  | Assigned value | ± U (k=2) | Result | ±    | Unit | Recovery |
|------------|----------------|-----------|--------|------|------|----------|
| Aluminium  | 50,7           | 0,3       | 50,8   | 6,4  | µg/l | 100%     |
| Antimony   | 0,595          | 0,016     | <1,0   |      | µg/l | •        |
| Arsenic    | 1,910          | 0,015     | 2,03   | 0,36 | µg/l | 106%     |
| Barium     | 42,19          | 0,17      | 41,9   | 2,5  | µg/l | 99%      |
| Lead       | 5,64           | 0,14      | 5,65   | 0,50 | µg/l | 100%     |
| Cadmium    | 0,913          | 0,010     | 0,92   | 0,11 | µg/l | 101%     |
| Chromium   | 2,549          | 0,018     | 2,52   | 0,35 | µg/l | 99%      |
| Iron       | 75,9           | 0,3       | 75,9   | 6,6  | µg/l | 100%     |
| Copper     | 1,63           | 0,03      | 1,64   | 0,34 | µg/l | 101%     |
| Manganese  | 55,9           | 0,2       | 55,6   | 2,5  | µg/l | 99%      |
| Molybdenum | 2,32           | 0,04      | 2,35   | 0,21 | µg/l | 101%     |
| Nickel     | 2,01           | 0,03      | 2,04   | 0,35 | µg/l | 101%     |
| Selenium   | 0,76           | 0,03      | <1,0   |      | µg/l | •        |
| Strontium  | 465            | 4         | 478    | 47,8 | µg/l | 103%     |
| Uranium    | 4,18           | 0,03      | 4,08   | 0,24 | µg/l | 98%      |
| Zinc       | 11,1           | 0,7       | 11,9   | 1,7  | µg/l | 107%     |
| Tin        | 1,10           | 0,02      | 1,04   | 0,31 | µg/l | 95%      |



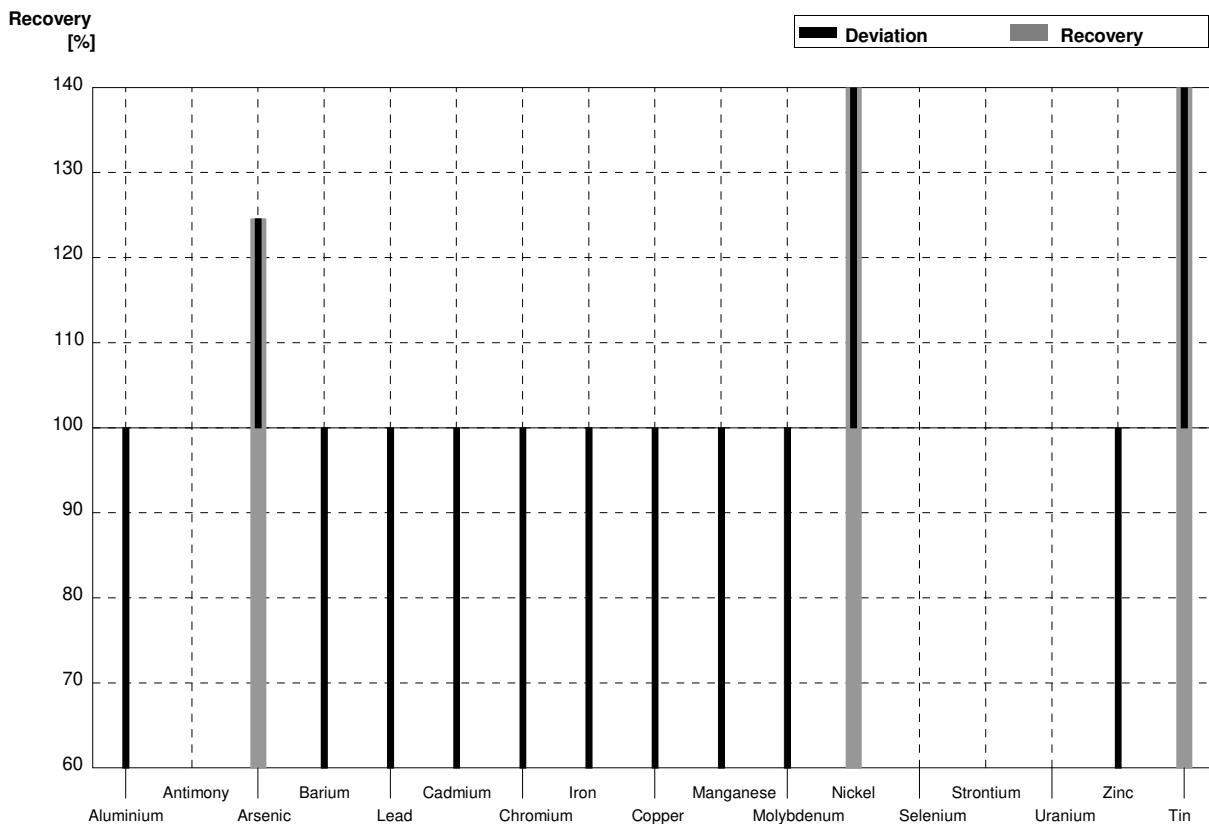
**Sample M179B**  
**Laboratory F**

| Parameter  | Assigned value | ± U (k=2) | Result | ±     | Unit | Recovery |
|------------|----------------|-----------|--------|-------|------|----------|
| Aluminium  | 47,9           | 0,3       | 47,6   | 6,0   | µg/l | 99%      |
| Antimony   | 1,596          | 0,017     | 1,60   | 0,34  | µg/l | 100%     |
| Arsenic    | 0,72           | 0,02      | <1,0   |       | µg/l | •        |
| Barium     | 27,16          | 0,13      | 27,6   | 1,8   | µg/l | 102%     |
| Lead       | 3,65           | 0,07      | 3,66   | 0,34  | µg/l | 100%     |
| Cadmium    | 0,301          | 0,005     | 0,310  | 0,064 | µg/l | 103%     |
| Chromium   | 5,05           | 0,03      | 4,89   | 0,42  | µg/l | 97%      |
| Iron       | 25,52          | 0,17      | 25,3   | 2,5   | µg/l | 99%      |
| Copper     | 7,08           | 0,05      | 7,3    | 0,7   | µg/l | 103%     |
| Manganese  | 38,40          | 0,18      | 38,4   | 1,9   | µg/l | 100%     |
| Molybdenum | 6,47           | 0,06      | 6,6    | 0,5   | µg/l | 102%     |
| Nickel     | 5,64           | 0,04      | 5,7    | 0,5   | µg/l | 101%     |
| Selenium   | 2,12           | 0,05      | 2,17   | 0,45  | µg/l | 102%     |
| Strontium  | 565            | 5         | 561    | 56,1  | µg/l | 99%      |
| Uranium    | 3,10           | 0,03      | 3,08   | 0,23  | µg/l | 99%      |
| Zinc       | 29,5           | 0,9       | 29,2   | 3,6   | µg/l | 99%      |
| Tin        | 1,79           | 0,02      | 1,81   | 0,54  | µg/l | 101%     |



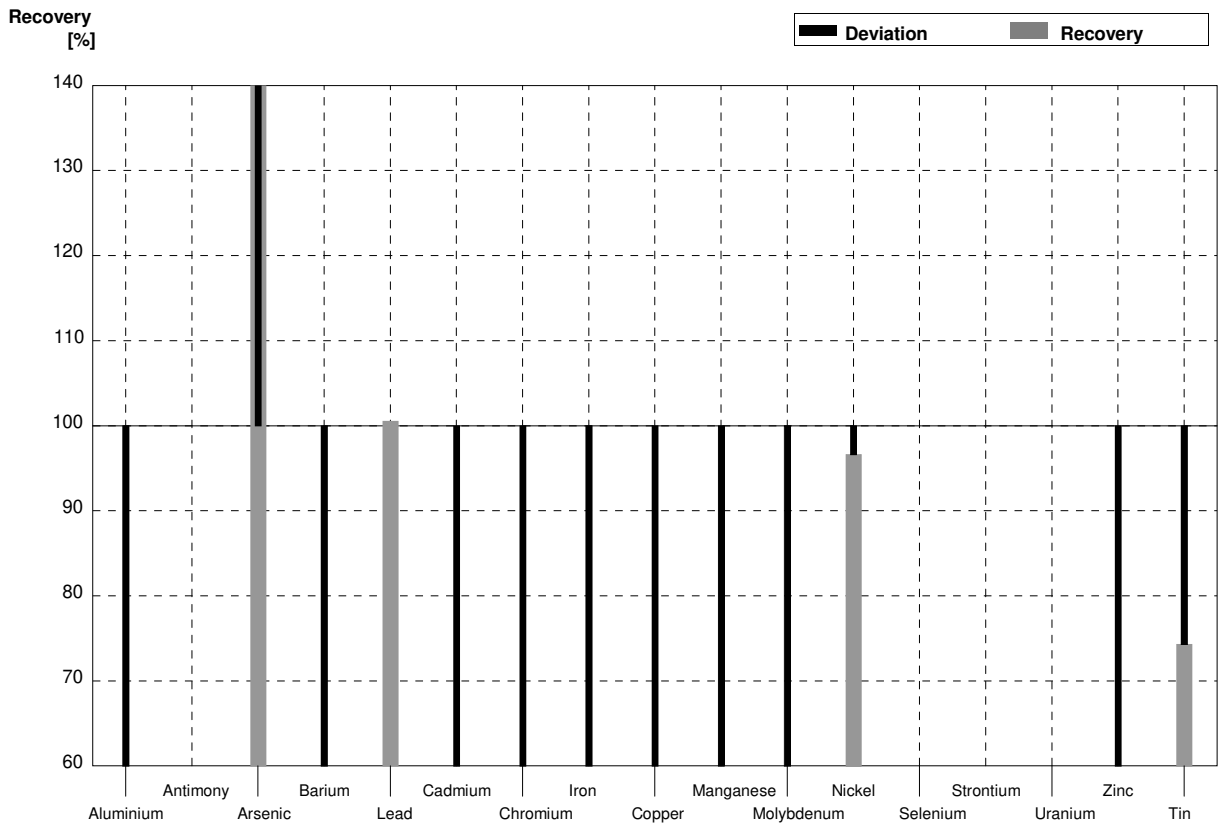
**Sample M179A**  
**Laboratory G**

| Parameter  | Assigned value | $\pm U (k=2)$ | Result | $\pm$ | Unit            | Recovery |
|------------|----------------|---------------|--------|-------|-----------------|----------|
| Aluminium  | 50,7           | 0,3           | 7,30   | 4,38  | $\mu\text{g/l}$ | 14%      |
| Antimony   | 0,595          | 0,016         |        |       | $\mu\text{g/l}$ |          |
| Arsenic    | 1,910          | 0,015         | 2,38   | 0,595 | $\mu\text{g/l}$ | 125%     |
| Barium     | 42,19          | 0,17          | 0,430  | 0,172 | $\mu\text{g/l}$ | 1%       |
| Lead       | 5,64           | 0,14          | 1,69   |       | $\mu\text{g/l}$ | 30%      |
| Cadmium    | 0,913          | 0,010         | 0,129  | 0,052 | $\mu\text{g/l}$ | 14%      |
| Chromium   | 2,549          | 0,018         | 0,536  | 0,268 | $\mu\text{g/l}$ | 21%      |
| Iron       | 75,9           | 0,3           | 0,680  | 0,408 | $\mu\text{g/l}$ | 1%       |
| Copper     | 1,63           | 0,03          | 0,933  | 0,466 | $\mu\text{g/l}$ | 57%      |
| Manganese  | 55,9           | 0,2           | 0,130  |       | $\mu\text{g/l}$ | 0%       |
| Molybdenum | 2,32           | 0,04          | 0,801  | 0,401 | $\mu\text{g/l}$ | 35%      |
| Nickel     | 2,01           | 0,03          | 13,63  | 7,49  | $\mu\text{g/l}$ | 678%     |
| Selenium   | 0,76           | 0,03          |        |       | $\mu\text{g/l}$ |          |
| Strontium  | 465            | 4             |        |       | $\mu\text{g/l}$ |          |
| Uranium    | 4,18           | 0,03          |        |       | $\mu\text{g/l}$ |          |
| Zinc       | 11,1           | 0,7           | 0,985  | 0,442 | $\mu\text{g/l}$ | 9%       |
| Tin        | 1,10           | 0,02          | 1,61   |       | $\mu\text{g/l}$ | 146%     |



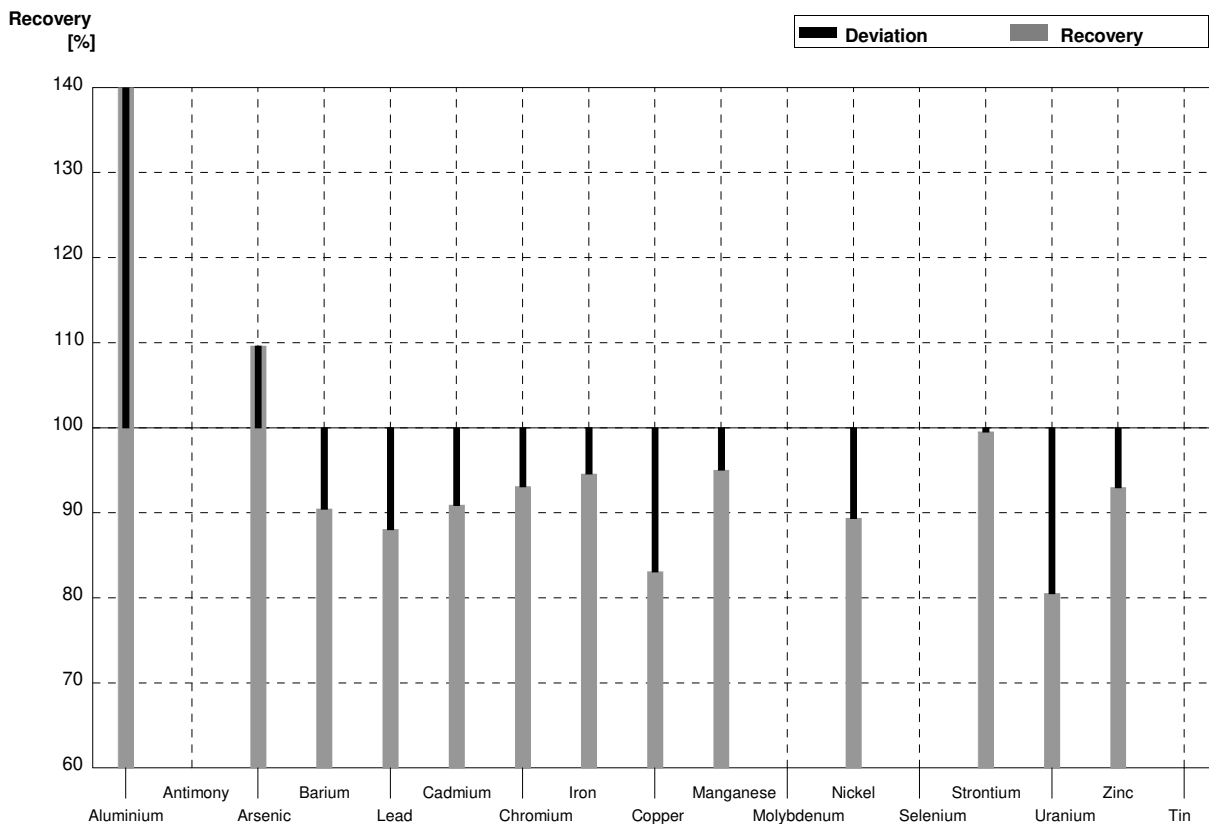
**Sample M179B**  
**Laboratory G**

| Parameter  | Assigned value | ± U (k=2) | Result | ±     | Unit | Recovery |
|------------|----------------|-----------|--------|-------|------|----------|
| Aluminium  | 47,9           | 0,3       | 5,02   | 3,01  | µg/l | 10%      |
| Antimony   | 1,596          | 0,017     |        |       | µg/l |          |
| Arsenic    | 0,72           | 0,02      | 3,73   | 0,93  | µg/l | 518%     |
| Barium     | 27,16          | 0,13      | 0,256  | 0,102 | µg/l | 1%       |
| Lead       | 3,65           | 0,07      | 3,67   |       | µg/l | 101%     |
| Cadmium    | 0,301          | 0,005     | 0,140  | 0,006 | µg/l | 47%      |
| Chromium   | 5,05           | 0,03      | 0,372  | 0,186 | µg/l | 7%       |
| Iron       | 25,52          | 0,17      | 0,797  | 0,478 | µg/l | 3%       |
| Copper     | 7,08           | 0,05      | 0,718  | 0,359 | µg/l | 10%      |
| Manganese  | 38,40          | 0,18      | 0,132  |       | µg/l | 0%       |
| Molybdenum | 6,47           | 0,06      | 0,632  | 0,253 | µg/l | 10%      |
| Nickel     | 5,64           | 0,04      | 5,45   | 3,00  | µg/l | 97%      |
| Selenium   | 2,12           | 0,05      |        |       | µg/l |          |
| Strontium  | 565            | 5         |        |       | µg/l |          |
| Uranium    | 3,10           | 0,03      |        |       | µg/l |          |
| Zinc       | 29,5           | 0,9       | 0,308  | 0,139 | µg/l | 1%       |
| Tin        | 1,79           | 0,02      | 1,33   |       | µg/l | 74%      |



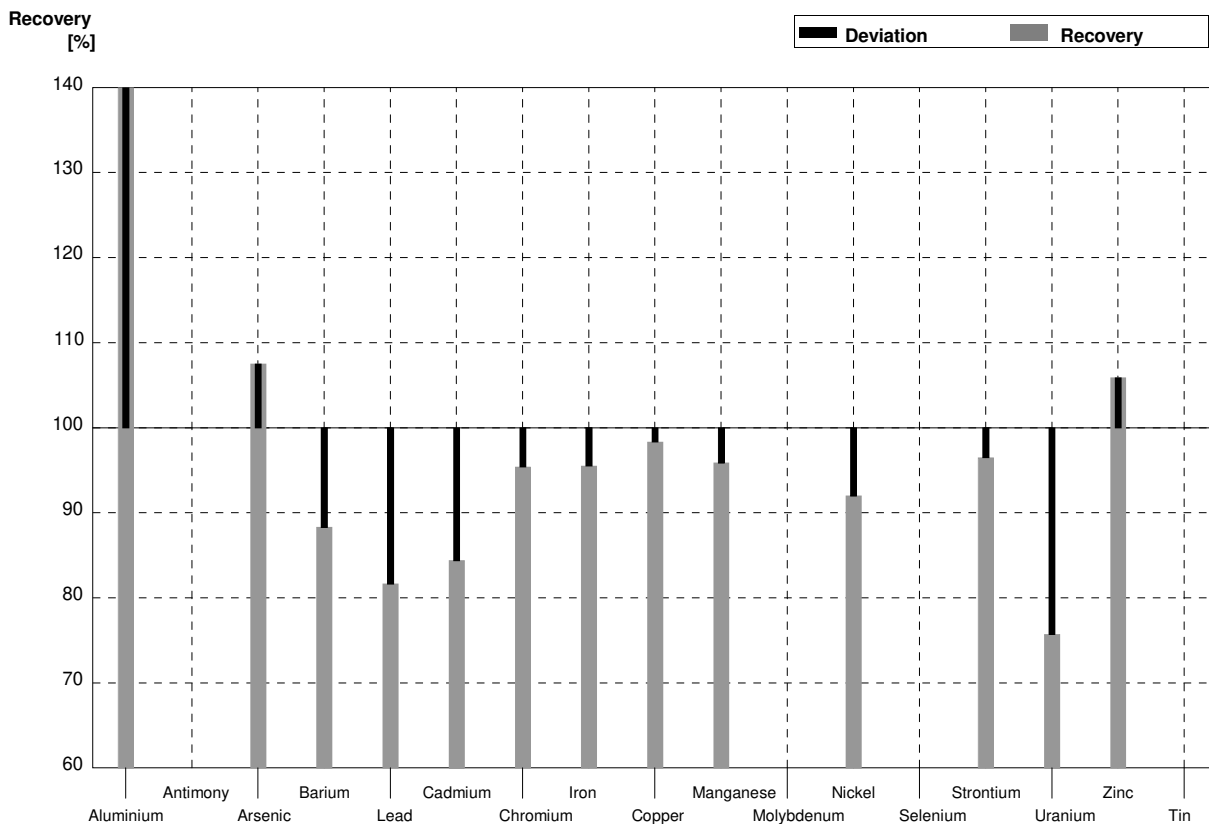
**Sample M179A**  
**Laboratory H**

| Parameter  | Assigned value | ± U (k=2) | Result  | ±      | Unit | Recovery |
|------------|----------------|-----------|---------|--------|------|----------|
| Aluminium  | 50,7           | 0,3       | 72,189  | 7,150  | µg/l | 142%     |
| Antimony   | 0,595          | 0,016     |         |        | µg/l |          |
| Arsenic    | 1,910          | 0,015     | 2,094   | 0,573  | µg/l | 110%     |
| Barium     | 42,19          | 0,17      | 38,162  | 1,992  | µg/l | 90%      |
| Lead       | 5,64           | 0,14      | 4,965   | 0,161  | µg/l | 88%      |
| Cadmium    | 0,913          | 0,010     | 0,830   | 0,064  | µg/l | 91%      |
| Chromium   | 2,549          | 0,018     | 2,373   | 0,294  | µg/l | 93%      |
| Iron       | 75,9           | 0,3       | 71,782  | 1,079  | µg/l | 95%      |
| Copper     | 1,63           | 0,03      | 1,354   | 0,094  | µg/l | 83%      |
| Manganese  | 55,9           | 0,2       | 53,122  | 1,211  | µg/l | 95%      |
| Molybdenum | 2,32           | 0,04      |         |        | µg/l |          |
| Nickel     | 2,01           | 0,03      | 1,796   | 0,142  | µg/l | 89%      |
| Selenium   | 0,76           | 0,03      |         |        | µg/l |          |
| Strontium  | 465            | 4         | 462,841 | 11,309 | µg/l | 100%     |
| Uranium    | 4,18           | 0,03      | 3,366   | 0,509  | µg/l | 81%      |
| Zinc       | 11,1           | 0,7       | 10,321  | 0,563  | µg/l | 93%      |
| Tin        | 1,10           | 0,02      |         |        | µg/l |          |



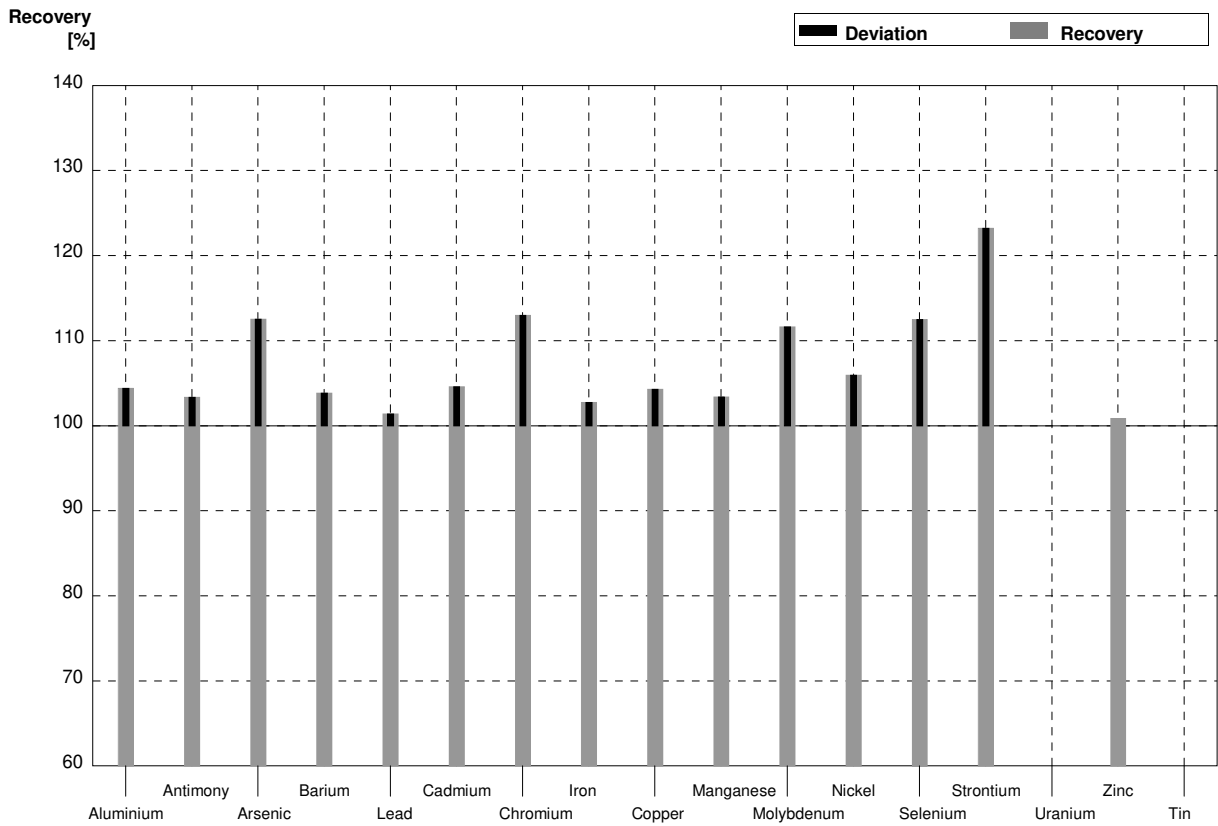
**Sample M179B**  
**Laboratory H**

| Parameter  | Assigned value | ± U (k=2) | Result  | ±     | Unit | Recovery |
|------------|----------------|-----------|---------|-------|------|----------|
| Aluminium  | 47,9           | 0,3       | 84,799  | 7,344 | µg/l | 177%     |
| Antimony   | 1,596          | 0,017     |         |       | µg/l |          |
| Arsenic    | 0,72           | 0,02      | 0,774   | 0,227 | µg/l | 108%     |
| Barium     | 27,16          | 0,13      | 23,982  | 0,664 | µg/l | 88%      |
| Lead       | 3,65           | 0,07      | 2,980   | 0,122 | µg/l | 82%      |
| Cadmium    | 0,301          | 0,005     | 0,254   | 0,019 | µg/l | 84%      |
| Chromium   | 5,05           | 0,03      | 4,818   | 0,171 | µg/l | 95%      |
| Iron       | 25,52          | 0,17      | 24,376  | 0,755 | µg/l | 96%      |
| Copper     | 7,08           | 0,05      | 6,962   | 0,282 | µg/l | 98%      |
| Manganese  | 38,40          | 0,18      | 36,820  | 1,991 | µg/l | 96%      |
| Molybdenum | 6,47           | 0,06      |         |       | µg/l |          |
| Nickel     | 5,64           | 0,04      | 5,189   | 0,151 | µg/l | 92%      |
| Selenium   | 2,12           | 0,05      |         |       | µg/l |          |
| Strontium  | 565            | 5         | 545,190 | 8,494 | µg/l | 96%      |
| Uranium    | 3,10           | 0,03      | 2,347   | 0,361 | µg/l | 76%      |
| Zinc       | 29,5           | 0,9       | 31,242  | 1,812 | µg/l | 106%     |
| Tin        | 1,79           | 0,02      |         |       | µg/l |          |



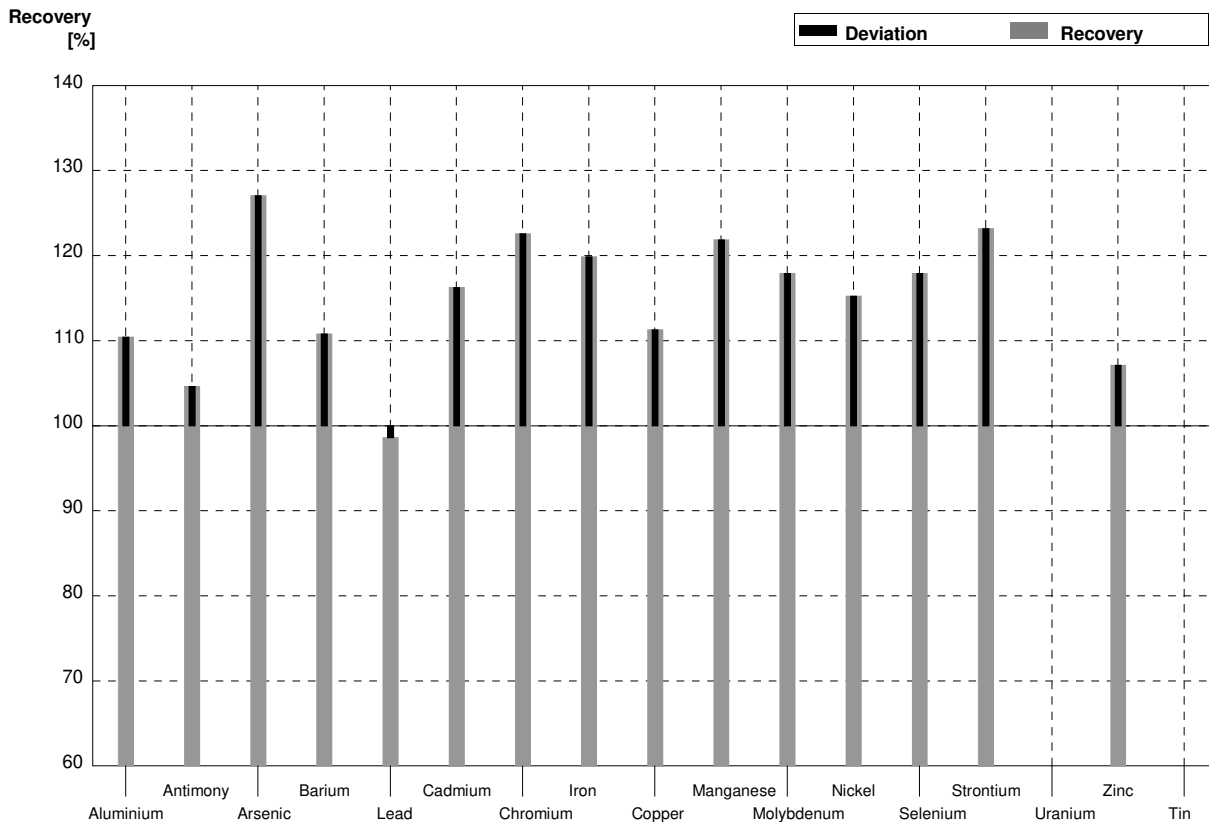
**Sample M179A**  
**Laboratory I**

| Parameter  | Assigned value | $\pm U (k=2)$ | Result | $\pm$ | Unit            | Recovery |
|------------|----------------|---------------|--------|-------|-----------------|----------|
| Aluminium  | 50,7           | 0,3           | 52,95  |       | $\mu\text{g/l}$ | 104%     |
| Antimony   | 0,595          | 0,016         | 0,615  |       | $\mu\text{g/l}$ | 103%     |
| Arsenic    | 1,910          | 0,015         | 2,15   |       | $\mu\text{g/l}$ | 113%     |
| Barium     | 42,19          | 0,17          | 43,81  |       | $\mu\text{g/l}$ | 104%     |
| Lead       | 5,64           | 0,14          | 5,72   |       | $\mu\text{g/l}$ | 101%     |
| Cadmium    | 0,913          | 0,010         | 0,955  |       | $\mu\text{g/l}$ | 105%     |
| Chromium   | 2,549          | 0,018         | 2,88   |       | $\mu\text{g/l}$ | 113%     |
| Iron       | 75,9           | 0,3           | 78,01  |       | $\mu\text{g/l}$ | 103%     |
| Copper     | 1,63           | 0,03          | 1,70   |       | $\mu\text{g/l}$ | 104%     |
| Manganese  | 55,9           | 0,2           | 57,8   |       | $\mu\text{g/l}$ | 103%     |
| Molybdenum | 2,32           | 0,04          | 2,59   |       | $\mu\text{g/l}$ | 112%     |
| Nickel     | 2,01           | 0,03          | 2,13   |       | $\mu\text{g/l}$ | 106%     |
| Selenium   | 0,76           | 0,03          | 0,855  |       | $\mu\text{g/l}$ | 113%     |
| Strontium  | 465            | 4             | 573    |       | $\mu\text{g/l}$ | 123%     |
| Uranium    | 4,18           | 0,03          |        |       | $\mu\text{g/l}$ |          |
| Zinc       | 11,1           | 0,7           | 11,2   |       | $\mu\text{g/l}$ | 101%     |
| Tin        | 1,10           | 0,02          |        |       | $\mu\text{g/l}$ |          |



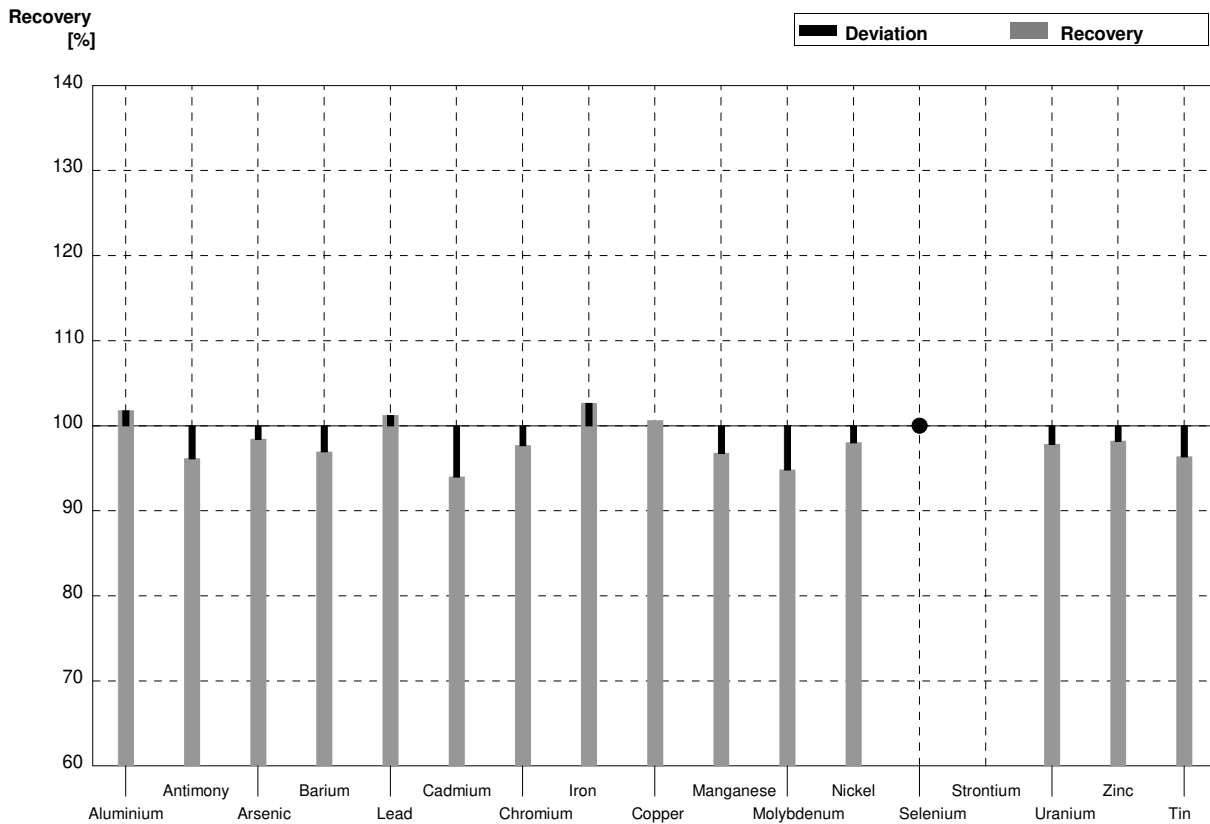
**Sample M179B**  
**Laboratory I**

| Parameter  | Assigned value | $\pm U (k=2)$ | Result | $\pm$ | Unit            | Recovery |
|------------|----------------|---------------|--------|-------|-----------------|----------|
| Aluminium  | 47,9           | 0,3           | 52,9   |       | $\mu\text{g/l}$ | 110%     |
| Antimony   | 1,596          | 0,017         | 1,67   |       | $\mu\text{g/l}$ | 105%     |
| Arsenic    | 0,72           | 0,02          | 0,915  |       | $\mu\text{g/l}$ | 127%     |
| Barium     | 27,16          | 0,13          | 30,1   |       | $\mu\text{g/l}$ | 111%     |
| Lead       | 3,65           | 0,07          | 3,60   |       | $\mu\text{g/l}$ | 99%      |
| Cadmium    | 0,301          | 0,005         | 0,350  |       | $\mu\text{g/l}$ | 116%     |
| Chromium   | 5,05           | 0,03          | 6,19   |       | $\mu\text{g/l}$ | 123%     |
| Iron       | 25,52          | 0,17          | 30,6   |       | $\mu\text{g/l}$ | 120%     |
| Copper     | 7,08           | 0,05          | 7,88   |       | $\mu\text{g/l}$ | 111%     |
| Manganese  | 38,40          | 0,18          | 46,8   |       | $\mu\text{g/l}$ | 122%     |
| Molybdenum | 6,47           | 0,06          | 7,63   |       | $\mu\text{g/l}$ | 118%     |
| Nickel     | 5,64           | 0,04          | 6,50   |       | $\mu\text{g/l}$ | 115%     |
| Selenium   | 2,12           | 0,05          | 2,50   |       | $\mu\text{g/l}$ | 118%     |
| Strontium  | 565            | 5             | 696    |       | $\mu\text{g/l}$ | 123%     |
| Uranium    | 3,10           | 0,03          |        |       | $\mu\text{g/l}$ |          |
| Zinc       | 29,5           | 0,9           | 31,6   |       | $\mu\text{g/l}$ | 107%     |
| Tin        | 1,79           | 0,02          |        |       | $\mu\text{g/l}$ |          |



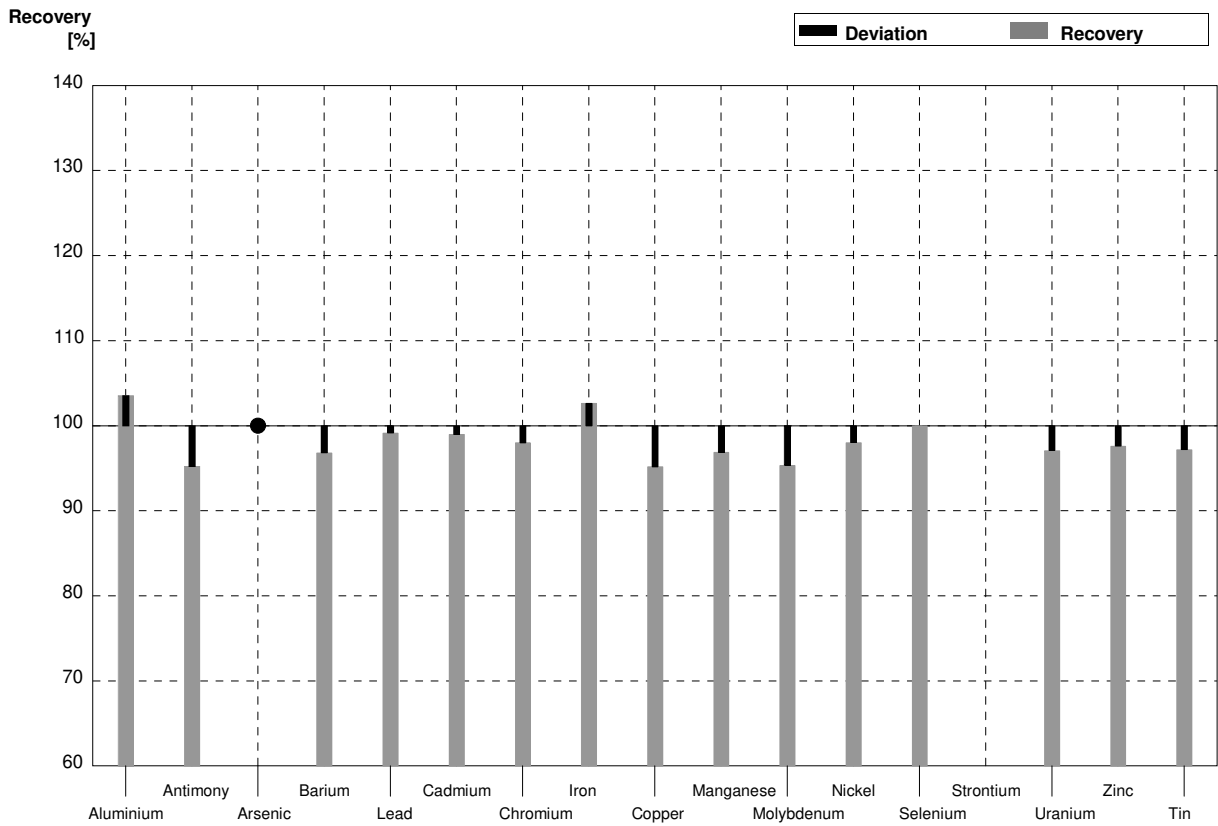
**Sample M179A**  
**Laboratory J**

| Parameter  | Assigned value | ± U (k=2) | Result | ±     | Unit | Recovery |
|------------|----------------|-----------|--------|-------|------|----------|
| Aluminium  | 50,7           | 0,3       | 51,6   | 7,7   | µg/l | 102%     |
| Antimony   | 0,595          | 0,016     | 0,572  | 0,086 | µg/l | 96%      |
| Arsenic    | 1,910          | 0,015     | 1,88   | 0,28  | µg/l | 98%      |
| Barium     | 42,19          | 0,17      | 40,9   | 6,1   | µg/l | 97%      |
| Lead       | 5,64           | 0,14      | 5,71   | 0,86  | µg/l | 101%     |
| Cadmium    | 0,913          | 0,010     | 0,858  | 0,13  | µg/l | 94%      |
| Chromium   | 2,549          | 0,018     | 2,49   | 0,37  | µg/l | 98%      |
| Iron       | 75,9           | 0,3       | 77,9   | 11,7  | µg/l | 103%     |
| Copper     | 1,63           | 0,03      | 1,64   | 0,25  | µg/l | 101%     |
| Manganese  | 55,9           | 0,2       | 54,1   | 8,1   | µg/l | 97%      |
| Molybdenum | 2,32           | 0,04      | 2,20   | 0,33  | µg/l | 95%      |
| Nickel     | 2,01           | 0,03      | 1,97   | 0,30  | µg/l | 98%      |
| Selenium   | 0,76           | 0,03      | <1     |       | µg/l | •        |
| Strontium  | 465            | 4         |        |       | µg/l |          |
| Uranium    | 4,18           | 0,03      | 4,09   | 0,61  | µg/l | 98%      |
| Zinc       | 11,1           | 0,7       | 10,9   | 1,6   | µg/l | 98%      |
| Tin        | 1,10           | 0,02      | 1,06   | 0,16  | µg/l | 96%      |



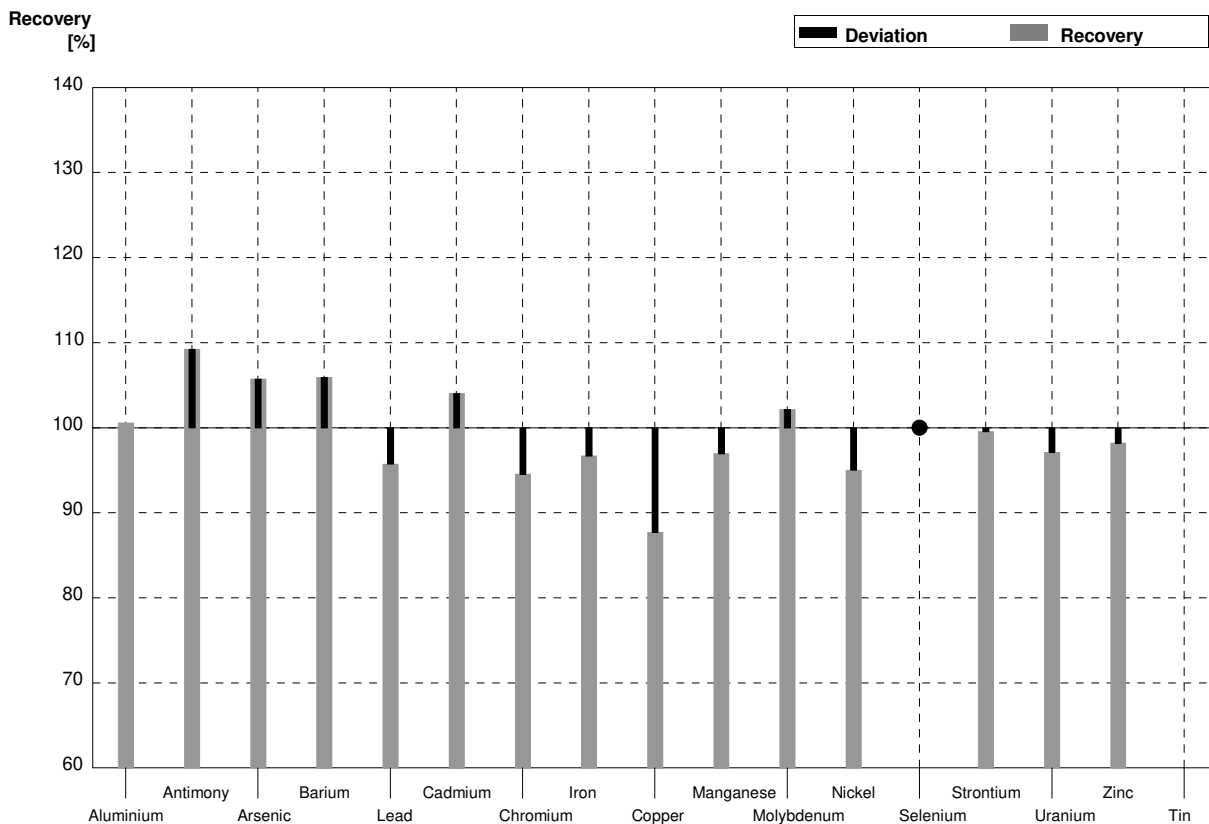
**Sample M179B**  
**Laboratory J**

| Parameter  | Assigned value | $\pm U (k=2)$ | Result | $\pm$ | Unit            | Recovery |
|------------|----------------|---------------|--------|-------|-----------------|----------|
| Aluminium  | 47,9           | 0,3           | 49,6   | 7,4   | $\mu\text{g/l}$ | 104%     |
| Antimony   | 1,596          | 0,017         | 1,52   | 0,23  | $\mu\text{g/l}$ | 95%      |
| Arsenic    | 0,72           | 0,02          | <1     |       | $\mu\text{g/l}$ | •        |
| Barium     | 27,16          | 0,13          | 26,3   | 3,9   | $\mu\text{g/l}$ | 97%      |
| Lead       | 3,65           | 0,07          | 3,62   | 0,54  | $\mu\text{g/l}$ | 99%      |
| Cadmium    | 0,301          | 0,005         | 0,298  | 0,045 | $\mu\text{g/l}$ | 99%      |
| Chromium   | 5,05           | 0,03          | 4,95   | 0,74  | $\mu\text{g/l}$ | 98%      |
| Iron       | 25,52          | 0,17          | 26,2   | 3,9   | $\mu\text{g/l}$ | 103%     |
| Copper     | 7,08           | 0,05          | 6,74   | 1,0   | $\mu\text{g/l}$ | 95%      |
| Manganese  | 38,40          | 0,18          | 37,2   | 5,6   | $\mu\text{g/l}$ | 97%      |
| Molybdenum | 6,47           | 0,06          | 6,17   | 0,93  | $\mu\text{g/l}$ | 95%      |
| Nickel     | 5,64           | 0,04          | 5,53   | 0,83  | $\mu\text{g/l}$ | 98%      |
| Selenium   | 2,12           | 0,05          | 2,12   | 0,32  | $\mu\text{g/l}$ | 100%     |
| Strontium  | 565            | 5             |        |       | $\mu\text{g/l}$ |          |
| Uranium    | 3,10           | 0,03          | 3,01   | 0,45  | $\mu\text{g/l}$ | 97%      |
| Zinc       | 29,5           | 0,9           | 28,8   | 4,3   | $\mu\text{g/l}$ | 98%      |
| Tin        | 1,79           | 0,02          | 1,74   | 0,26  | $\mu\text{g/l}$ | 97%      |



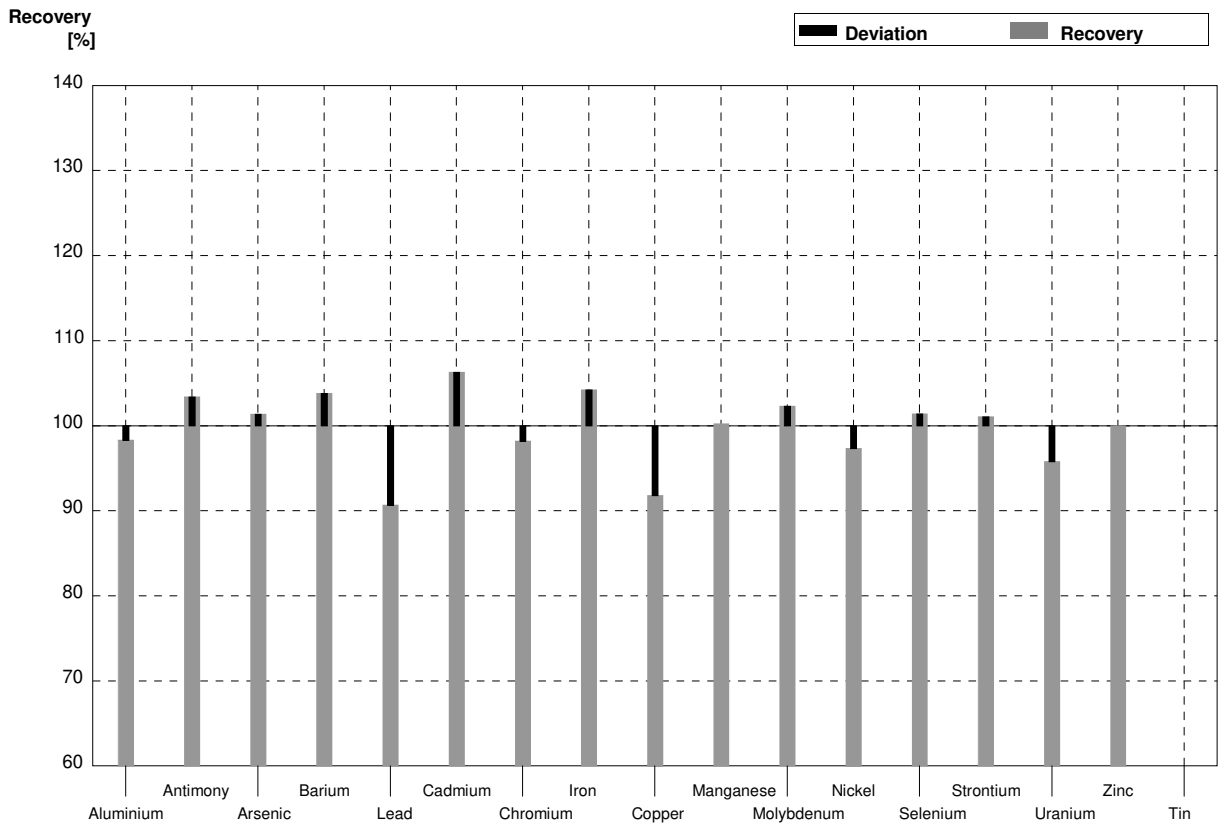
**Sample M179A**  
**Laboratory K**

| Parameter  | Assigned value | ± U (k=2) | Result | ±     | Unit | Recovery |
|------------|----------------|-----------|--------|-------|------|----------|
| Aluminium  | 50,7           | 0,3       | 51,0   | 5,1   | µg/l | 101%     |
| Antimony   | 0,595          | 0,016     | 0,65   | 0,065 | µg/l | 109%     |
| Arsenic    | 1,910          | 0,015     | 2,02   | 0,303 | µg/l | 106%     |
| Barium     | 42,19          | 0,17      | 44,7   | 4,47  | µg/l | 106%     |
| Lead       | 5,64           | 0,14      | 5,40   | 0,54  | µg/l | 96%      |
| Cadmium    | 0,913          | 0,010     | 0,95   | 0,095 | µg/l | 104%     |
| Chromium   | 2,549          | 0,018     | 2,41   | 0,241 | µg/l | 95%      |
| Iron       | 75,9           | 0,3       | 73,4   | 0,734 | µg/l | 97%      |
| Copper     | 1,63           | 0,03      | 1,43   | 0,143 | µg/l | 88%      |
| Manganese  | 55,9           | 0,2       | 54,2   | 5,42  | µg/l | 97%      |
| Molybdenum | 2,32           | 0,04      | 2,37   | 0,237 | µg/l | 102%     |
| Nickel     | 2,01           | 0,03      | 1,91   | 0,191 | µg/l | 95%      |
| Selenium   | 0,76           | 0,03      | <1,0   |       | µg/l | •        |
| Strontium  | 465            | 4         | 463    | 46,3  | µg/l | 100%     |
| Uranium    | 4,18           | 0,03      | 4,06   | 0,406 | µg/l | 97%      |
| Zinc       | 11,1           | 0,7       | 10,9   | 1,09  | µg/l | 98%      |
| Tin        | 1,10           | 0,02      |        |       | µg/l |          |



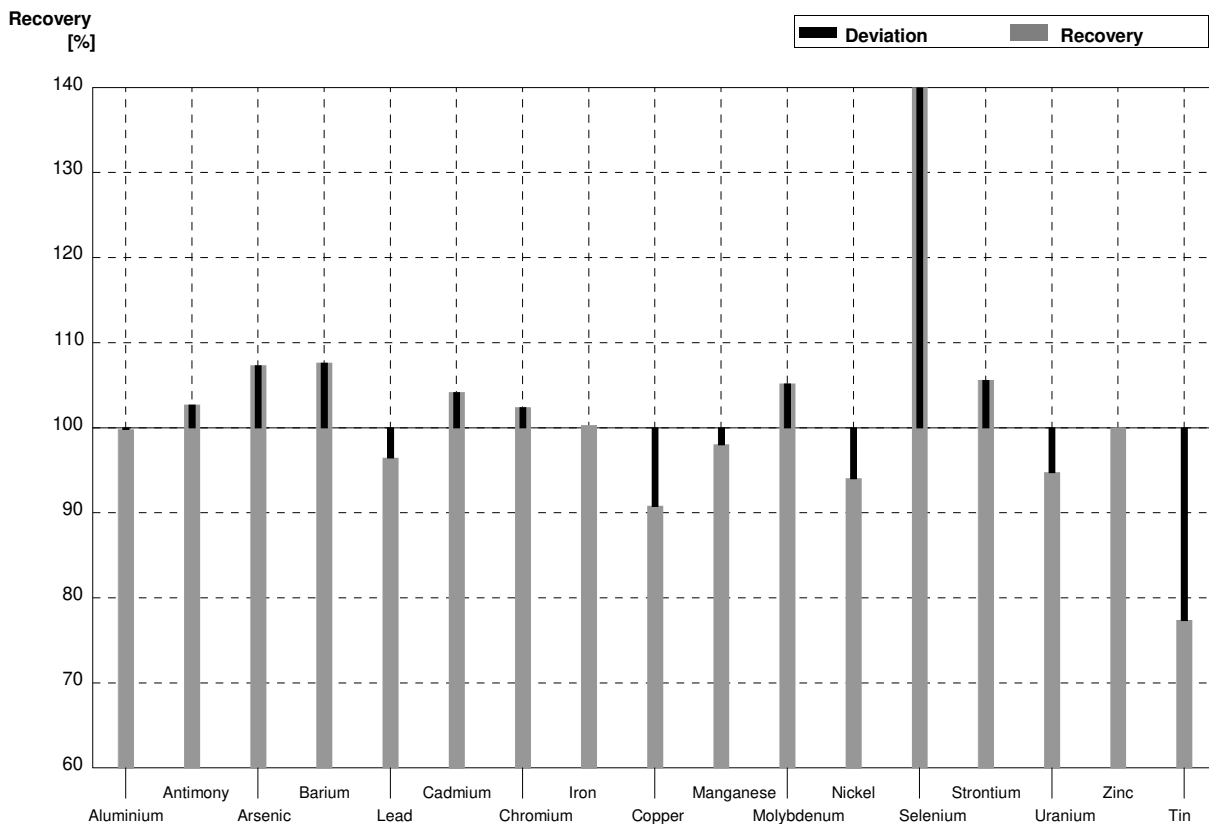
**Sample M179B**  
**Laboratory K**

| Parameter  | Assigned value | ± U (k=2) | Result | ±     | Unit | Recovery |
|------------|----------------|-----------|--------|-------|------|----------|
| Aluminium  | 47,9           | 0,3       | 47,1   | 4,71  | µg/l | 98%      |
| Antimony   | 1,596          | 0,017     | 1,65   | 0,165 | µg/l | 103%     |
| Arsenic    | 0,72           | 0,02      | 0,73   | 0,11  | µg/l | 101%     |
| Barium     | 27,16          | 0,13      | 28,2   | 2,82  | µg/l | 104%     |
| Lead       | 3,65           | 0,07      | 3,31   | 0,331 | µg/l | 91%      |
| Cadmium    | 0,301          | 0,005     | 0,320  | 0,032 | µg/l | 106%     |
| Chromium   | 5,05           | 0,03      | 4,96   | 0,496 | µg/l | 98%      |
| Iron       | 25,52          | 0,17      | 26,6   | 2,66  | µg/l | 104%     |
| Copper     | 7,08           | 0,05      | 6,5    | 0,65  | µg/l | 92%      |
| Manganese  | 38,40          | 0,18      | 38,5   | 3,85  | µg/l | 100%     |
| Molybdenum | 6,47           | 0,06      | 6,62   | 0,662 | µg/l | 102%     |
| Nickel     | 5,64           | 0,04      | 5,49   | 0,549 | µg/l | 97%      |
| Selenium   | 2,12           | 0,05      | 2,15   | 0,32  | µg/l | 101%     |
| Strontium  | 565            | 5         | 571    | 57,1  | µg/l | 101%     |
| Uranium    | 3,10           | 0,03      | 2,97   | 0,297 | µg/l | 96%      |
| Zinc       | 29,5           | 0,9       | 29,5   | 2,95  | µg/l | 100%     |
| Tin        | 1,79           | 0,02      |        |       | µg/l |          |



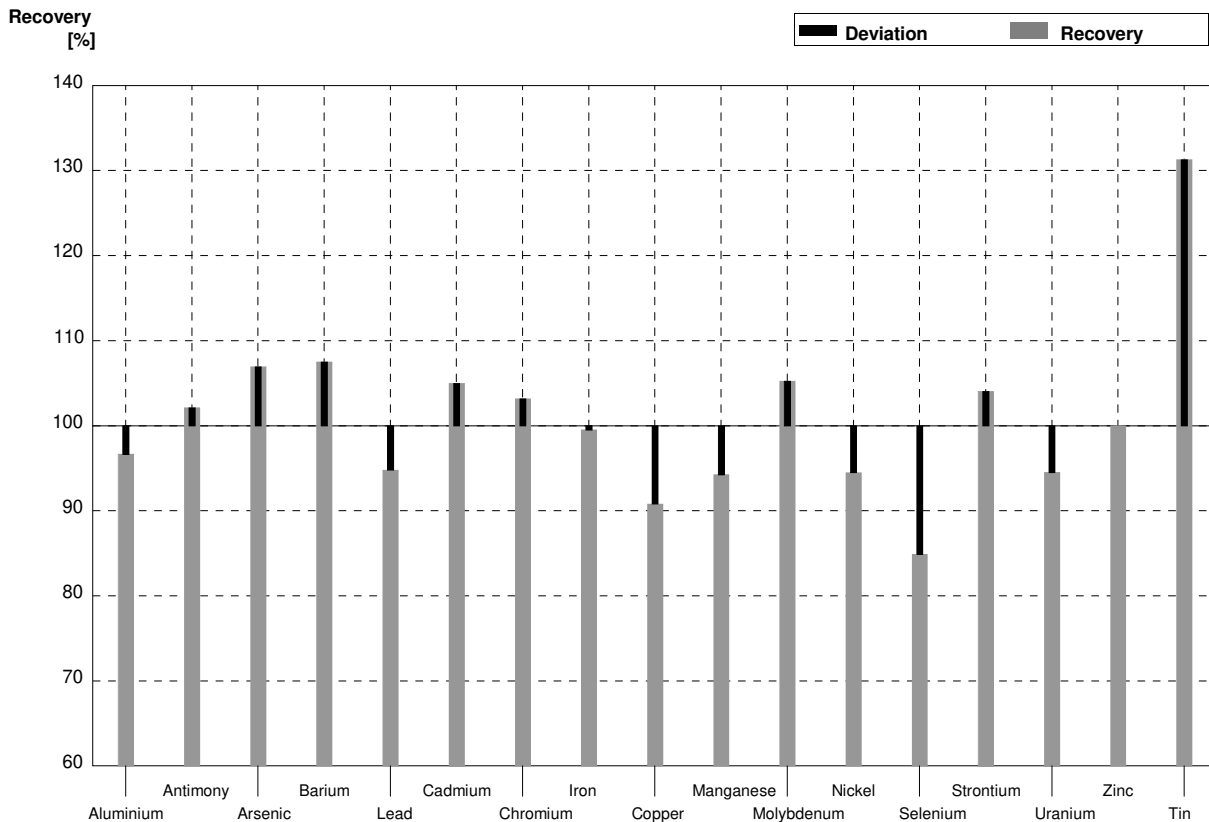
**Sample M179A**  
**Laboratory L**

| Parameter  | Assigned value | $\pm U (k=2)$ | Result | $\pm$  | Unit            | Recovery |
|------------|----------------|---------------|--------|--------|-----------------|----------|
| Aluminium  | 50,7           | 0,3           | 50,6   | 7,08   | $\mu\text{g/l}$ | 100%     |
| Antimony   | 0,595          | 0,016         | 0,611  | 0,0611 | $\mu\text{g/l}$ | 103%     |
| Arsenic    | 1,910          | 0,015         | 2,05   | 0,205  | $\mu\text{g/l}$ | 107%     |
| Barium     | 42,19          | 0,17          | 45,4   | 5,45   | $\mu\text{g/l}$ | 108%     |
| Lead       | 5,64           | 0,14          | 5,44   | 0,979  | $\mu\text{g/l}$ | 96%      |
| Cadmium    | 0,913          | 0,010         | 0,951  | 0,133  | $\mu\text{g/l}$ | 104%     |
| Chromium   | 2,549          | 0,018         | 2,61   | 0,392  | $\mu\text{g/l}$ | 102%     |
| Iron       | 75,9           | 0,3           | 76,1   | 8,37   | $\mu\text{g/l}$ | 100%     |
| Copper     | 1,63           | 0,03          | 1,48   | 0,252  | $\mu\text{g/l}$ | 91%      |
| Manganese  | 55,9           | 0,2           | 54,8   | 5,48   | $\mu\text{g/l}$ | 98%      |
| Molybdenum | 2,32           | 0,04          | 2,44   | 0,244  | $\mu\text{g/l}$ | 105%     |
| Nickel     | 2,01           | 0,03          | 1,89   | 0,189  | $\mu\text{g/l}$ | 94%      |
| Selenium   | 0,76           | 0,03          | 1,07   | 0,171  | $\mu\text{g/l}$ | 141%     |
| Strontium  | 465            | 4             | 491    | 73,7   | $\mu\text{g/l}$ | 106%     |
| Uranium    | 4,18           | 0,03          | 3,96   | 0,396  | $\mu\text{g/l}$ | 95%      |
| Zinc       | 11,1           | 0,7           | 11,1   | 1,11   | $\mu\text{g/l}$ | 100%     |
| Tin        | 1,10           | 0,02          | 0,851  | 0,128  | $\mu\text{g/l}$ | 77%      |



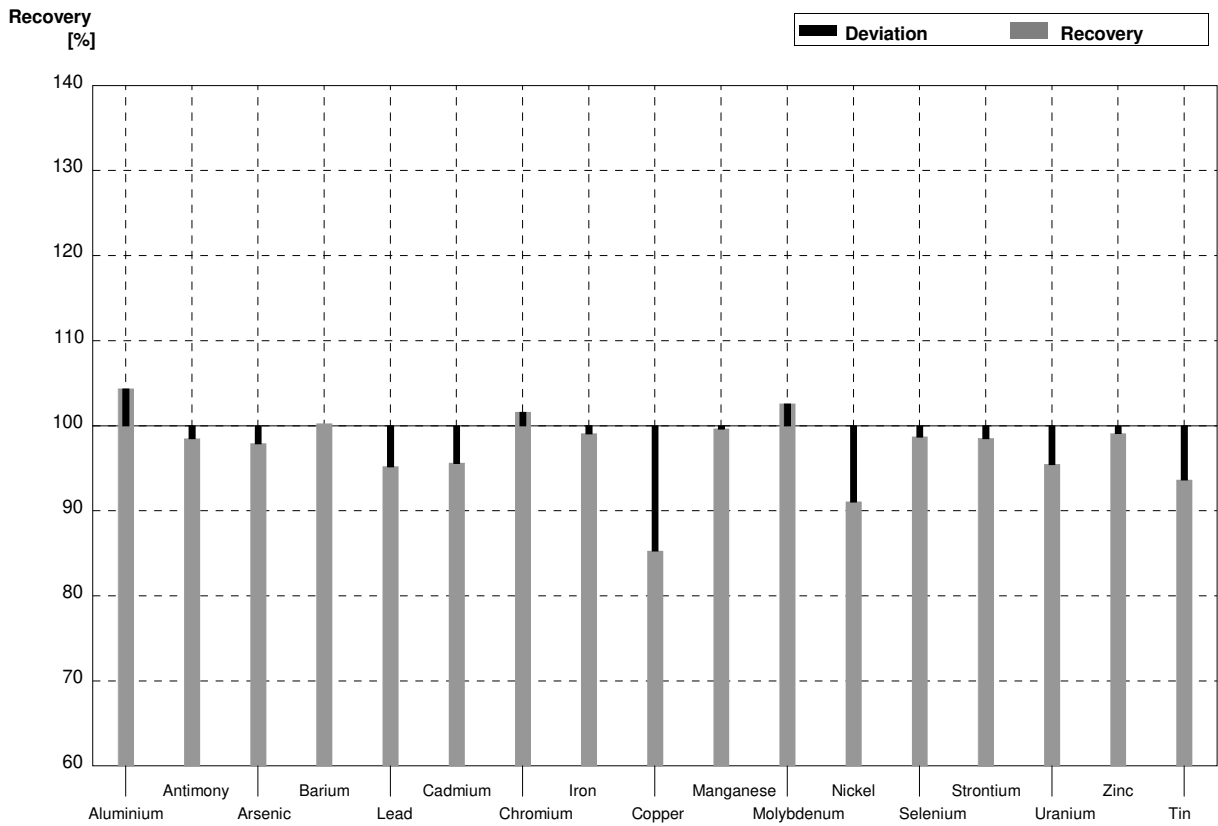
**Sample M179B**  
**Laboratory L**

| Parameter  | Assigned value | $\pm U (k=2)$ | Result | $\pm$  | Unit            | Recovery |
|------------|----------------|---------------|--------|--------|-----------------|----------|
| Aluminium  | 47,9           | 0,3           | 46,3   | 6,48   | $\mu\text{g/l}$ | 97%      |
| Antimony   | 1,596          | 0,017         | 1,63   | 0,163  | $\mu\text{g/l}$ | 102%     |
| Arsenic    | 0,72           | 0,02          | 0,770  | 0,0770 | $\mu\text{g/l}$ | 107%     |
| Barium     | 27,16          | 0,13          | 29,2   | 3,50   | $\mu\text{g/l}$ | 108%     |
| Lead       | 3,65           | 0,07          | 3,46   | 0,623  | $\mu\text{g/l}$ | 95%      |
| Cadmium    | 0,301          | 0,005         | 0,316  | 0,0442 | $\mu\text{g/l}$ | 105%     |
| Chromium   | 5,05           | 0,03          | 5,21   | 0,782  | $\mu\text{g/l}$ | 103%     |
| Iron       | 25,52          | 0,17          | 25,4   | 2,79   | $\mu\text{g/l}$ | 100%     |
| Copper     | 7,08           | 0,05          | 6,43   | 1,09   | $\mu\text{g/l}$ | 91%      |
| Manganese  | 38,40          | 0,18          | 36,2   | 3,62   | $\mu\text{g/l}$ | 94%      |
| Molybdenum | 6,47           | 0,06          | 6,81   | 0,681  | $\mu\text{g/l}$ | 105%     |
| Nickel     | 5,64           | 0,04          | 5,33   | 0,533  | $\mu\text{g/l}$ | 95%      |
| Selenium   | 2,12           | 0,05          | 1,80   | 0,288  | $\mu\text{g/l}$ | 85%      |
| Strontium  | 565            | 5             | 588    | 88,2   | $\mu\text{g/l}$ | 104%     |
| Uranium    | 3,10           | 0,03          | 2,93   | 0,293  | $\mu\text{g/l}$ | 95%      |
| Zinc       | 29,5           | 0,9           | 29,5   | 2,95   | $\mu\text{g/l}$ | 100%     |
| Tin        | 1,79           | 0,02          | 2,35   | 0,353  | $\mu\text{g/l}$ | 131%     |



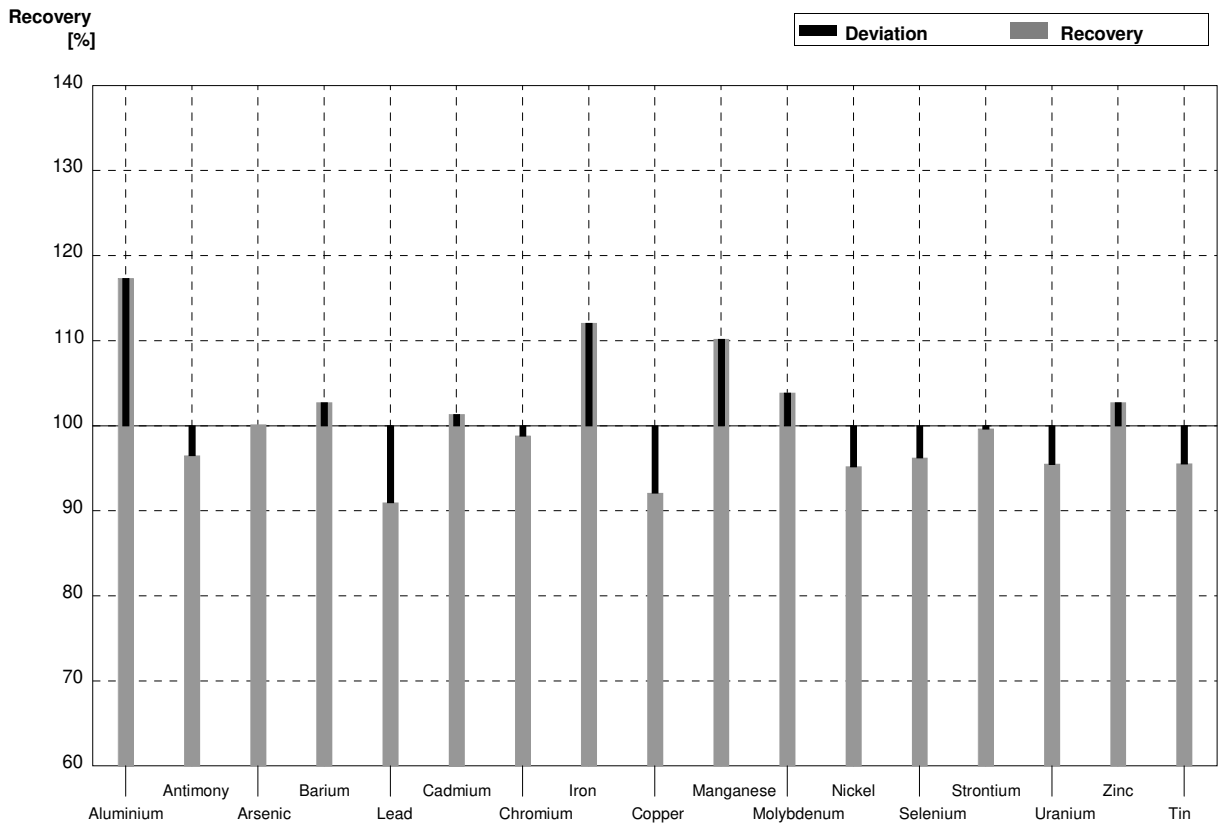
**Sample M179A**  
**Laboratory M**

| Parameter  | Assigned value | $\pm U (k=2)$ | Result | $\pm$ | Unit            | Recovery |
|------------|----------------|---------------|--------|-------|-----------------|----------|
| Aluminium  | 50,7           | 0,3           | 52,9   |       | $\mu\text{g/l}$ | 104%     |
| Antimony   | 0,595          | 0,016         | 0,586  |       | $\mu\text{g/l}$ | 98%      |
| Arsenic    | 1,910          | 0,015         | 1,87   |       | $\mu\text{g/l}$ | 98%      |
| Barium     | 42,19          | 0,17          | 42,3   |       | $\mu\text{g/l}$ | 100%     |
| Lead       | 5,64           | 0,14          | 5,37   |       | $\mu\text{g/l}$ | 95%      |
| Cadmium    | 0,913          | 0,010         | 0,873  |       | $\mu\text{g/l}$ | 96%      |
| Chromium   | 2,549          | 0,018         | 2,59   |       | $\mu\text{g/l}$ | 102%     |
| Iron       | 75,9           | 0,3           | 75,2   |       | $\mu\text{g/l}$ | 99%      |
| Copper     | 1,63           | 0,03          | 1,39   |       | $\mu\text{g/l}$ | 85%      |
| Manganese  | 55,9           | 0,2           | 55,7   |       | $\mu\text{g/l}$ | 100%     |
| Molybdenum | 2,32           | 0,04          | 2,38   |       | $\mu\text{g/l}$ | 103%     |
| Nickel     | 2,01           | 0,03          | 1,83   |       | $\mu\text{g/l}$ | 91%      |
| Selenium   | 0,76           | 0,03          | 0,750  |       | $\mu\text{g/l}$ | 99%      |
| Strontium  | 465            | 4             | 458    |       | $\mu\text{g/l}$ | 98%      |
| Uranium    | 4,18           | 0,03          | 3,99   |       | $\mu\text{g/l}$ | 95%      |
| Zinc       | 11,1           | 0,7           | 11,0   |       | $\mu\text{g/l}$ | 99%      |
| Tin        | 1,10           | 0,02          | 1,03   |       | $\mu\text{g/l}$ | 94%      |



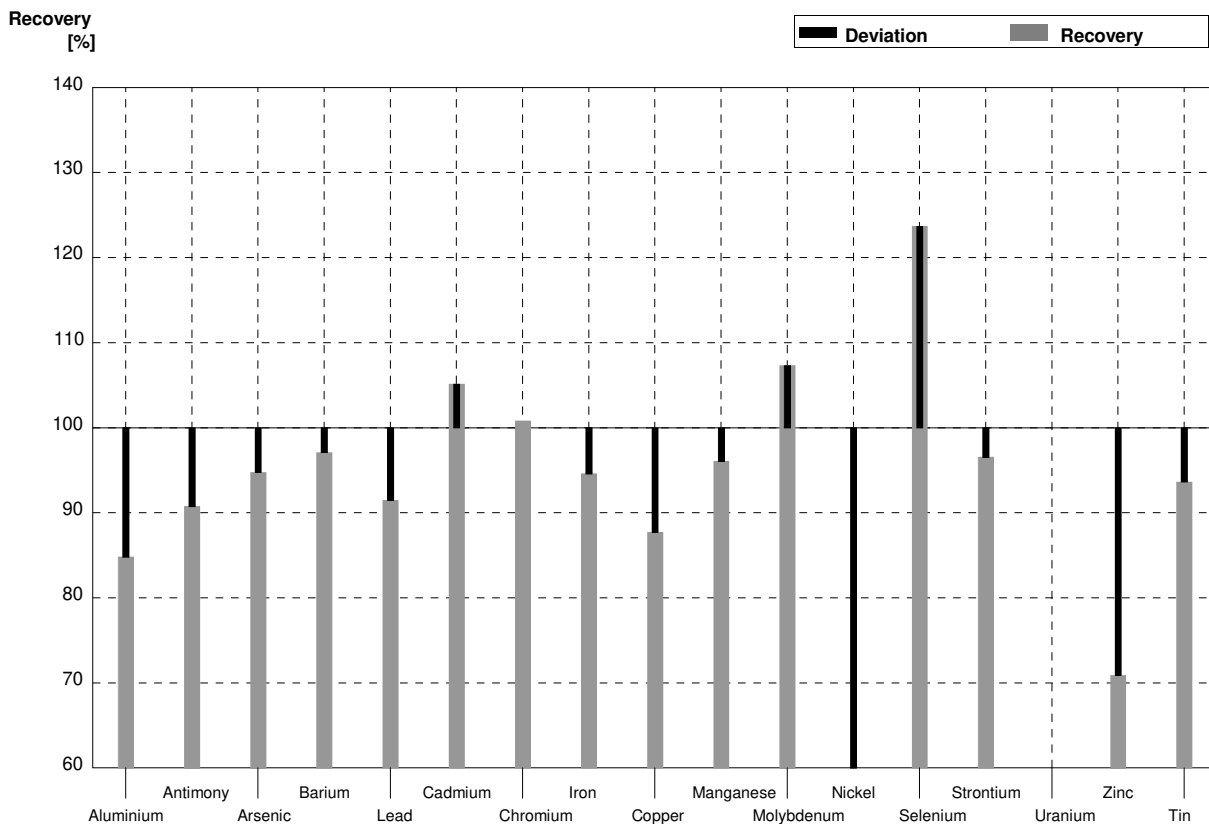
**Sample M179B**  
**Laboratory M**

| Parameter  | Assigned value | ± U (k=2) | Result | ± | Unit | Recovery |
|------------|----------------|-----------|--------|---|------|----------|
| Aluminium  | 47,9           | 0,3       | 56,2   |   | µg/l | 117%     |
| Antimony   | 1,596          | 0,017     | 1,54   |   | µg/l | 96%      |
| Arsenic    | 0,72           | 0,02      | 0,721  |   | µg/l | 100%     |
| Barium     | 27,16          | 0,13      | 27,9   |   | µg/l | 103%     |
| Lead       | 3,65           | 0,07      | 3,32   |   | µg/l | 91%      |
| Cadmium    | 0,301          | 0,005     | 0,305  |   | µg/l | 101%     |
| Chromium   | 5,05           | 0,03      | 4,99   |   | µg/l | 99%      |
| Iron       | 25,52          | 0,17      | 28,6   |   | µg/l | 112%     |
| Copper     | 7,08           | 0,05      | 6,52   |   | µg/l | 92%      |
| Manganese  | 38,40          | 0,18      | 42,3   |   | µg/l | 110%     |
| Molybdenum | 6,47           | 0,06      | 6,72   |   | µg/l | 104%     |
| Nickel     | 5,64           | 0,04      | 5,37   |   | µg/l | 95%      |
| Selenium   | 2,12           | 0,05      | 2,04   |   | µg/l | 96%      |
| Strontium  | 565            | 5         | 563    |   | µg/l | 100%     |
| Uranium    | 3,10           | 0,03      | 2,96   |   | µg/l | 95%      |
| Zinc       | 29,5           | 0,9       | 30,3   |   | µg/l | 103%     |
| Tin        | 1,79           | 0,02      | 1,71   |   | µg/l | 96%      |



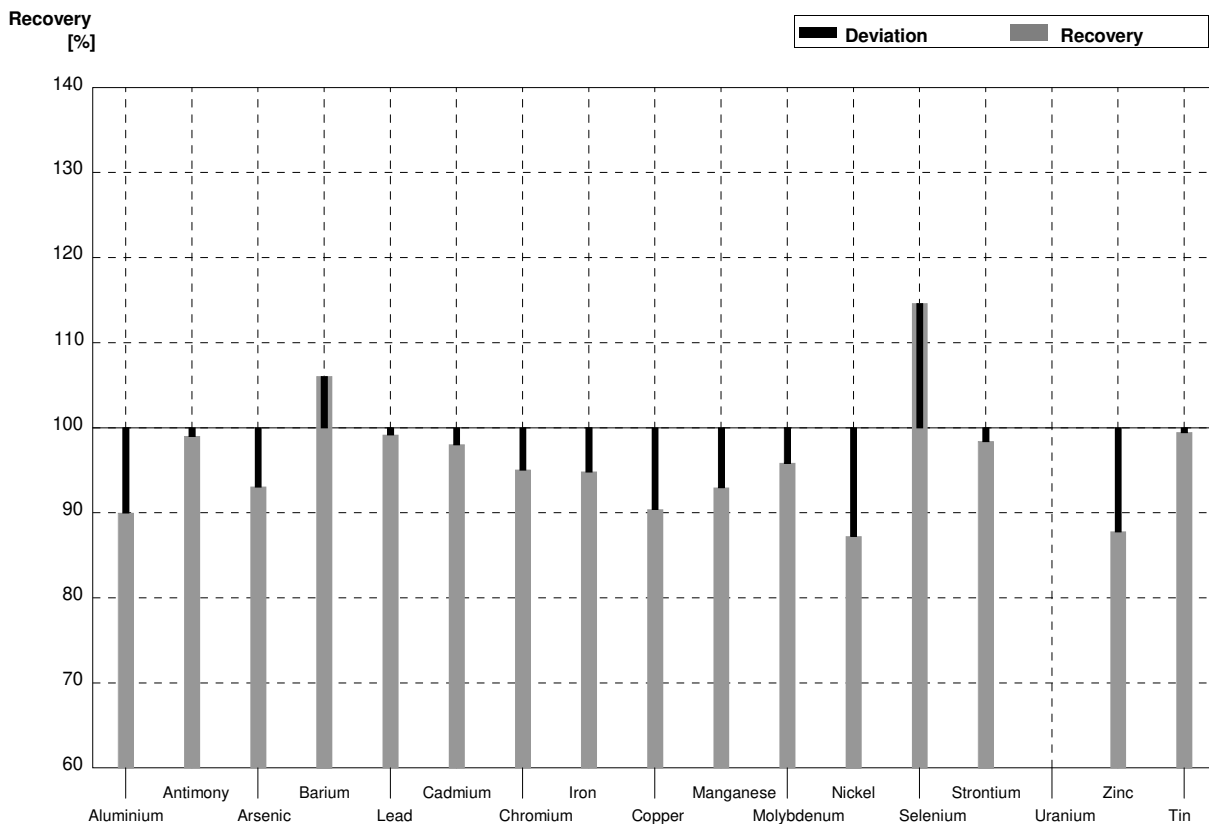
**Sample M179A**  
**Laboratory N**

| Parameter  | Assigned value | ± U (k=2) | Result | ±     | Unit | Recovery |
|------------|----------------|-----------|--------|-------|------|----------|
| Aluminium  | 50,7           | 0,3       | 43,0   | 0,200 | µg/l | 85%      |
| Antimony   | 0,595          | 0,016     | 0,54   | 0,010 | µg/l | 91%      |
| Arsenic    | 1,910          | 0,015     | 1,81   | 0,020 | µg/l | 95%      |
| Barium     | 42,19          | 0,17      | 40,97  | 0,73  | µg/l | 97%      |
| Lead       | 5,64           | 0,14      | 5,16   | 0,050 | µg/l | 91%      |
| Cadmium    | 0,913          | 0,010     | 0,96   | 0,030 | µg/l | 105%     |
| Chromium   | 2,549          | 0,018     | 2,57   | 0,075 | µg/l | 101%     |
| Iron       | 75,9           | 0,3       | 71,8   | 0,130 | µg/l | 95%      |
| Copper     | 1,63           | 0,03      | 1,43   | 0,015 | µg/l | 88%      |
| Manganese  | 55,9           | 0,2       | 53,7   | 0,095 | µg/l | 96%      |
| Molybdenum | 2,32           | 0,04      | 2,49   | 0,085 | µg/l | 107%     |
| Nickel     | 2,01           | 0,03      | 0,98   | 0,035 | µg/l | 49%      |
| Selenium   | 0,76           | 0,03      | 0,94   | 0,010 | µg/l | 124%     |
| Strontium  | 465            | 4         | 449    | 13    | µg/l | 97%      |
| Uranium    | 4,18           | 0,03      |        |       | µg/l |          |
| Zinc       | 11,1           | 0,7       | 7,87   | 0,150 | µg/l | 71%      |
| Tin        | 1,10           | 0,02      | 1,03   | 0,005 | µg/l | 94%      |



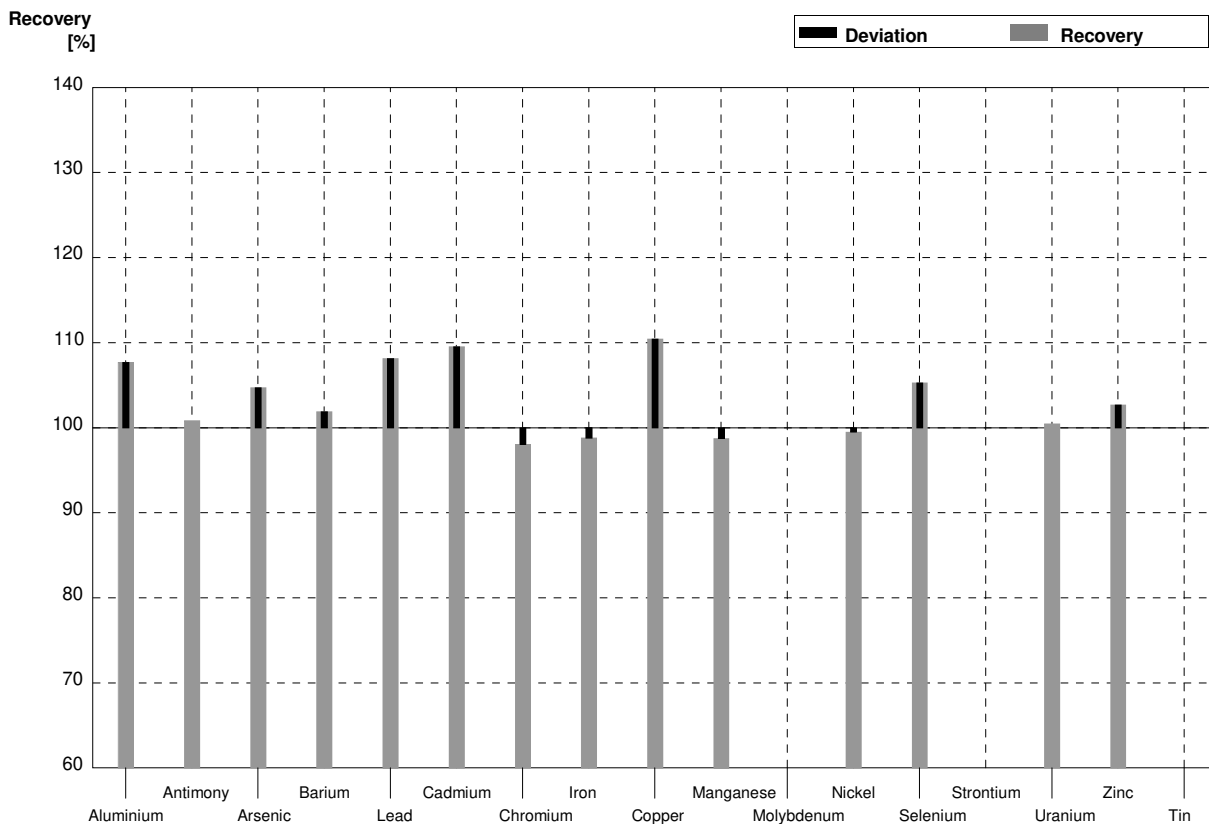
**Sample M179B**  
**Laboratory N**

| Parameter  | Assigned value | $\pm U (k=2)$ | Result | $\pm$ | Unit            | Recovery |
|------------|----------------|---------------|--------|-------|-----------------|----------|
| Aluminium  | 47,9           | 0,3           | 43,1   | 0,300 | $\mu\text{g/l}$ | 90%      |
| Antimony   | 1,596          | 0,017         | 1,58   | 0,020 | $\mu\text{g/l}$ | 99%      |
| Arsenic    | 0,72           | 0,02          | 0,67   | 0,010 | $\mu\text{g/l}$ | 93%      |
| Barium     | 27,16          | 0,13          | 28,8   | 0,650 | $\mu\text{g/l}$ | 106%     |
| Lead       | 3,65           | 0,07          | 3,62   | 0,130 | $\mu\text{g/l}$ | 99%      |
| Cadmium    | 0,301          | 0,005         | 0,295  | 0,015 | $\mu\text{g/l}$ | 98%      |
| Chromium   | 5,05           | 0,03          | 4,80   | 0,100 | $\mu\text{g/l}$ | 95%      |
| Iron       | 25,52          | 0,17          | 24,2   | 0,650 | $\mu\text{g/l}$ | 95%      |
| Copper     | 7,08           | 0,05          | 6,40   | 0,005 | $\mu\text{g/l}$ | 90%      |
| Manganese  | 38,40          | 0,18          | 35,7   | 1,050 | $\mu\text{g/l}$ | 93%      |
| Molybdenum | 6,47           | 0,06          | 6,20   | 0,035 | $\mu\text{g/l}$ | 96%      |
| Nickel     | 5,64           | 0,04          | 4,92   | 0,220 | $\mu\text{g/l}$ | 87%      |
| Selenium   | 2,12           | 0,05          | 2,43   | 0,185 | $\mu\text{g/l}$ | 115%     |
| Strontium  | 565            | 5             | 556    | 6,5   | $\mu\text{g/l}$ | 98%      |
| Uranium    | 3,10           | 0,03          |        |       | $\mu\text{g/l}$ |          |
| Zinc       | 29,5           | 0,9           | 25,9   | 0,100 | $\mu\text{g/l}$ | 88%      |
| Tin        | 1,79           | 0,02          | 1,78   | 0,020 | $\mu\text{g/l}$ | 99%      |



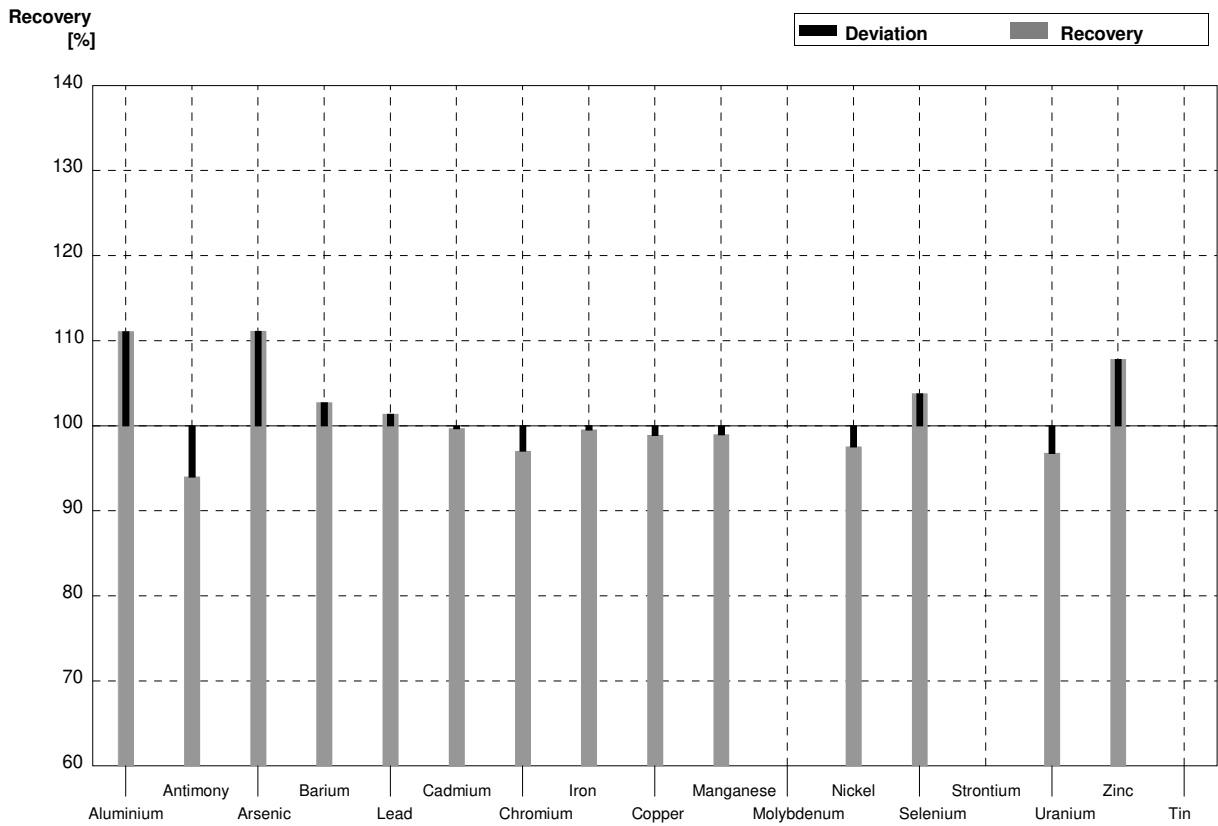
**Sample M179A**  
**Laboratory O**

| Parameter  | Assigned value | $\pm U (k=2)$ | Result | $\pm$ | Unit            | Recovery |
|------------|----------------|---------------|--------|-------|-----------------|----------|
| Aluminium  | 50,7           | 0,3           | 54,6   | 8,2   | $\mu\text{g/l}$ | 108%     |
| Antimony   | 0,595          | 0,016         | 0,60   | 0,09  | $\mu\text{g/l}$ | 101%     |
| Arsenic    | 1,910          | 0,015         | 2,00   | 0,24  | $\mu\text{g/l}$ | 105%     |
| Barium     | 42,19          | 0,17          | 43,0   | 4,7   | $\mu\text{g/l}$ | 102%     |
| Lead       | 5,64           | 0,14          | 6,1    | 0,85  | $\mu\text{g/l}$ | 108%     |
| Cadmium    | 0,913          | 0,010         | 1,00   | 0,12  | $\mu\text{g/l}$ | 110%     |
| Chromium   | 2,549          | 0,018         | 2,50   | 0,38  | $\mu\text{g/l}$ | 98%      |
| Iron       | 75,9           | 0,3           | 75,0   | 9,8   | $\mu\text{g/l}$ | 99%      |
| Copper     | 1,63           | 0,03          | 1,80   | 0,23  | $\mu\text{g/l}$ | 110%     |
| Manganese  | 55,9           | 0,2           | 55,2   | 6,1   | $\mu\text{g/l}$ | 99%      |
| Molybdenum | 2,32           | 0,04          |        |       | $\mu\text{g/l}$ |          |
| Nickel     | 2,01           | 0,03          | 2,00   | 0,24  | $\mu\text{g/l}$ | 100%     |
| Selenium   | 0,76           | 0,03          | 0,80   | 0,10  | $\mu\text{g/l}$ | 105%     |
| Strontium  | 465            | 4             |        |       | $\mu\text{g/l}$ |          |
| Uranium    | 4,18           | 0,03          | 4,20   | 0,71  | $\mu\text{g/l}$ | 100%     |
| Zinc       | 11,1           | 0,7           | 11,4   | 1,9   | $\mu\text{g/l}$ | 103%     |
| Tin        | 1,10           | 0,02          |        |       | $\mu\text{g/l}$ |          |



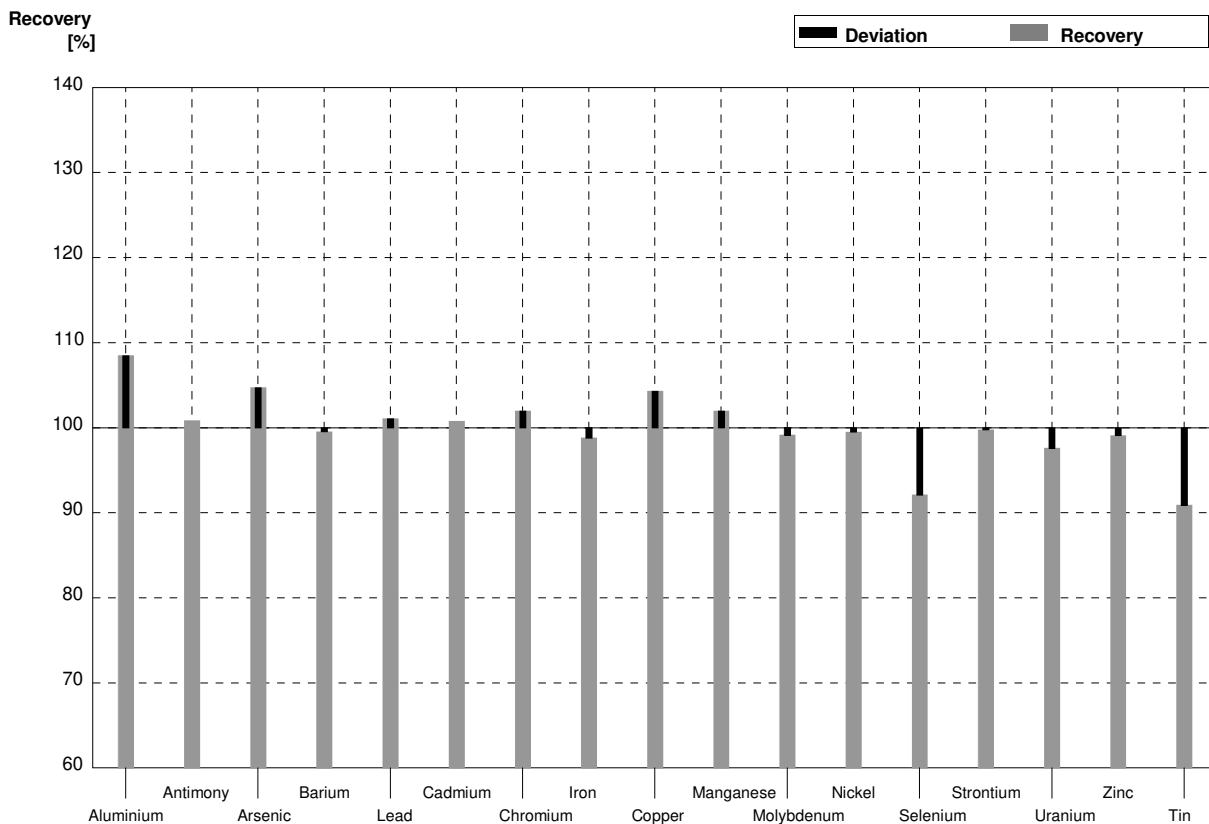
**Sample M179B**  
**Laboratory O**

| Parameter  | Assigned value | ± U (k=2) | Result | ±     | Unit | Recovery |
|------------|----------------|-----------|--------|-------|------|----------|
| Aluminium  | 47,9           | 0,3       | 53,2   | 8,0   | µg/l | 111%     |
| Antimony   | 1,596          | 0,017     | 1,50   | 0,23  | µg/l | 94%      |
| Arsenic    | 0,72           | 0,02      | 0,80   | 0,10  | µg/l | 111%     |
| Barium     | 27,16          | 0,13      | 27,9   | 3,1   | µg/l | 103%     |
| Lead       | 3,65           | 0,07      | 3,70   | 0,56  | µg/l | 101%     |
| Cadmium    | 0,301          | 0,005     | 0,300  | 0,040 | µg/l | 100%     |
| Chromium   | 5,05           | 0,03      | 4,90   | 0,74  | µg/l | 97%      |
| Iron       | 25,52          | 0,17      | 25,4   | 3,3   | µg/l | 100%     |
| Copper     | 7,08           | 0,05      | 7,0    | 0,9   | µg/l | 99%      |
| Manganese  | 38,40          | 0,18      | 38,0   | 4,2   | µg/l | 99%      |
| Molybdenum | 6,47           | 0,06      |        |       | µg/l |          |
| Nickel     | 5,64           | 0,04      | 5,5    | 0,66  | µg/l | 98%      |
| Selenium   | 2,12           | 0,05      | 2,20   | 0,26  | µg/l | 104%     |
| Strontium  | 565            | 5         |        |       | µg/l |          |
| Uranium    | 3,10           | 0,03      | 3,00   | 0,51  | µg/l | 97%      |
| Zinc       | 29,5           | 0,9       | 31,8   | 5,4   | µg/l | 108%     |
| Tin        | 1,79           | 0,02      |        |       | µg/l |          |



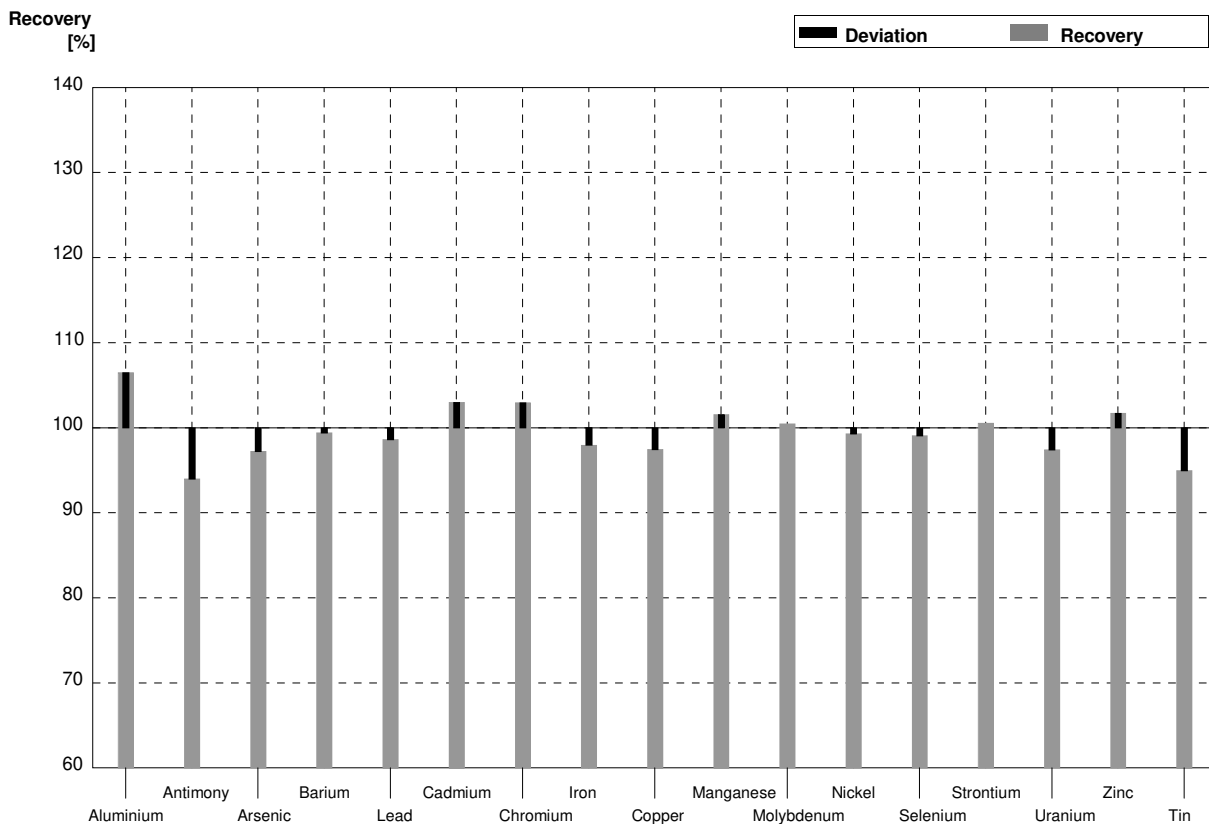
**Sample M179A**  
**Laboratory P**

| Parameter  | Assigned value | $\pm U (k=2)$ | Result | $\pm$  | Unit            | Recovery |
|------------|----------------|---------------|--------|--------|-----------------|----------|
| Aluminium  | 50,7           | 0,3           | 55     | 5,50   | $\mu\text{g/l}$ | 108%     |
| Antimony   | 0,595          | 0,016         | 0,60   | 0,090  | $\mu\text{g/l}$ | 101%     |
| Arsenic    | 1,910          | 0,015         | 2,00   | 0,24   | $\mu\text{g/l}$ | 105%     |
| Barium     | 42,19          | 0,17          | 42,0   | 6,30   | $\mu\text{g/l}$ | 100%     |
| Lead       | 5,64           | 0,14          | 5,70   | 0,456  | $\mu\text{g/l}$ | 101%     |
| Cadmium    | 0,913          | 0,010         | 0,920  | 0,0736 | $\mu\text{g/l}$ | 101%     |
| Chromium   | 2,549          | 0,018         | 2,60   | 0,312  | $\mu\text{g/l}$ | 102%     |
| Iron       | 75,9           | 0,3           | 75,0   | 19,5   | $\mu\text{g/l}$ | 99%      |
| Copper     | 1,63           | 0,03          | 1,70   | 0,136  | $\mu\text{g/l}$ | 104%     |
| Manganese  | 55,9           | 0,2           | 57,0   | 5,70   | $\mu\text{g/l}$ | 102%     |
| Molybdenum | 2,32           | 0,04          | 2,30   | 0,35   | $\mu\text{g/l}$ | 99%      |
| Nickel     | 2,01           | 0,03          | 2,00   | 0,200  | $\mu\text{g/l}$ | 100%     |
| Selenium   | 0,76           | 0,03          | 0,70   | 0,105  | $\mu\text{g/l}$ | 92%      |
| Strontium  | 465            | 4             | 463,9  | 69,6   | $\mu\text{g/l}$ | 100%     |
| Uranium    | 4,18           | 0,03          | 4,08   | 0,204  | $\mu\text{g/l}$ | 98%      |
| Zinc       | 11,1           | 0,7           | 11,0   | 1,10   | $\mu\text{g/l}$ | 99%      |
| Tin        | 1,10           | 0,02          | 1,00   | 0,150  | $\mu\text{g/l}$ | 91%      |



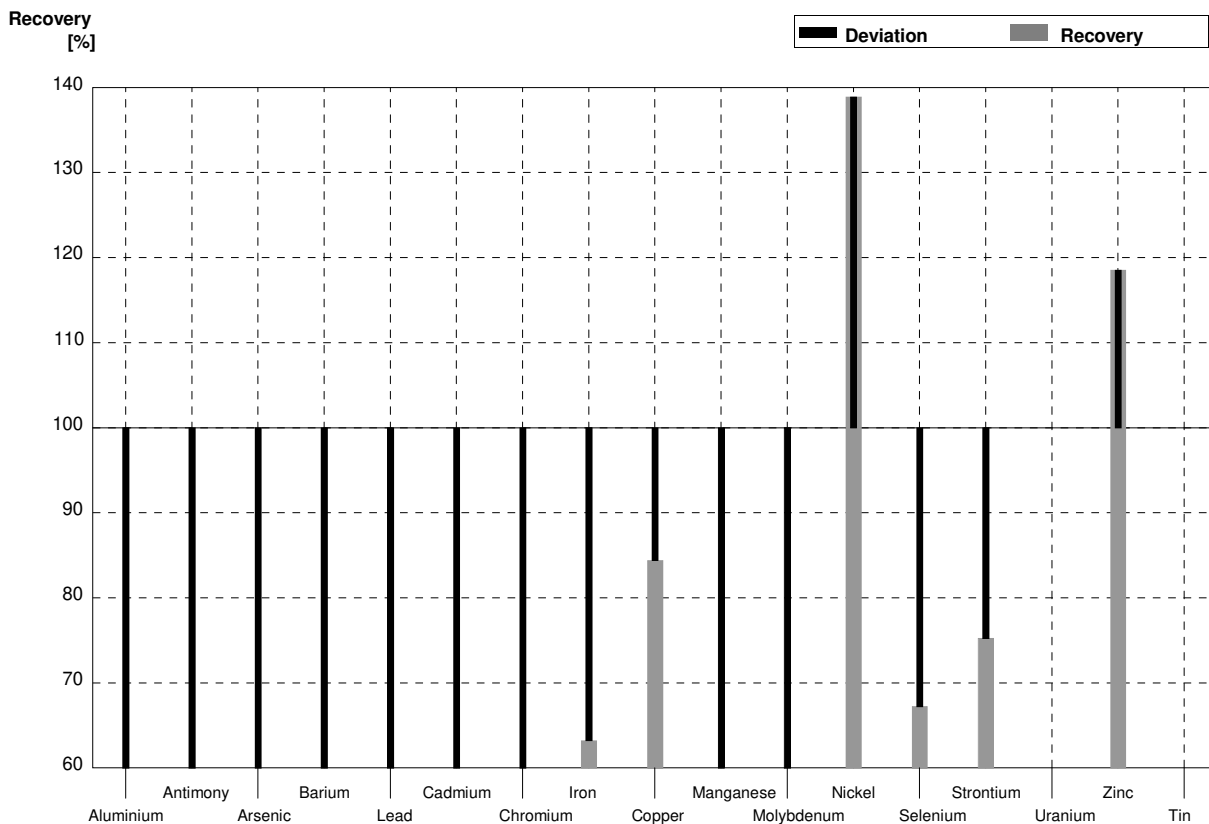
**Sample M179B**  
**Laboratory P**

| Parameter  | Assigned value | $\pm U (k=2)$ | Result | $\pm$  | Unit            | Recovery |
|------------|----------------|---------------|--------|--------|-----------------|----------|
| Aluminium  | 47,9           | 0,3           | 51,0   | 5,10   | $\mu\text{g/l}$ | 106%     |
| Antimony   | 1,596          | 0,017         | 1,50   | 0,23   | $\mu\text{g/l}$ | 94%      |
| Arsenic    | 0,72           | 0,02          | 0,70   | 0,084  | $\mu\text{g/l}$ | 97%      |
| Barium     | 27,16          | 0,13          | 27,0   | 4,10   | $\mu\text{g/l}$ | 99%      |
| Lead       | 3,65           | 0,07          | 3,60   | 0,288  | $\mu\text{g/l}$ | 99%      |
| Cadmium    | 0,301          | 0,005         | 0,310  | 0,0248 | $\mu\text{g/l}$ | 103%     |
| Chromium   | 5,05           | 0,03          | 5,20   | 0,624  | $\mu\text{g/l}$ | 103%     |
| Iron       | 25,52          | 0,17          | 25,0   | 6,50   | $\mu\text{g/l}$ | 98%      |
| Copper     | 7,08           | 0,05          | 6,90   | 0,552  | $\mu\text{g/l}$ | 97%      |
| Manganese  | 38,40          | 0,18          | 39,0   | 3,90   | $\mu\text{g/l}$ | 102%     |
| Molybdenum | 6,47           | 0,06          | 6,50   | 0,98   | $\mu\text{g/l}$ | 100%     |
| Nickel     | 5,64           | 0,04          | 5,60   | 0,56   | $\mu\text{g/l}$ | 99%      |
| Selenium   | 2,12           | 0,05          | 2,10   | 0,315  | $\mu\text{g/l}$ | 99%      |
| Strontium  | 565            | 5             | 568,0  | 85,2   | $\mu\text{g/l}$ | 101%     |
| Uranium    | 3,10           | 0,03          | 3,02   | 0,151  | $\mu\text{g/l}$ | 97%      |
| Zinc       | 29,5           | 0,9           | 30,0   | 3,00   | $\mu\text{g/l}$ | 102%     |
| Tin        | 1,79           | 0,02          | 1,70   | 0,26   | $\mu\text{g/l}$ | 95%      |



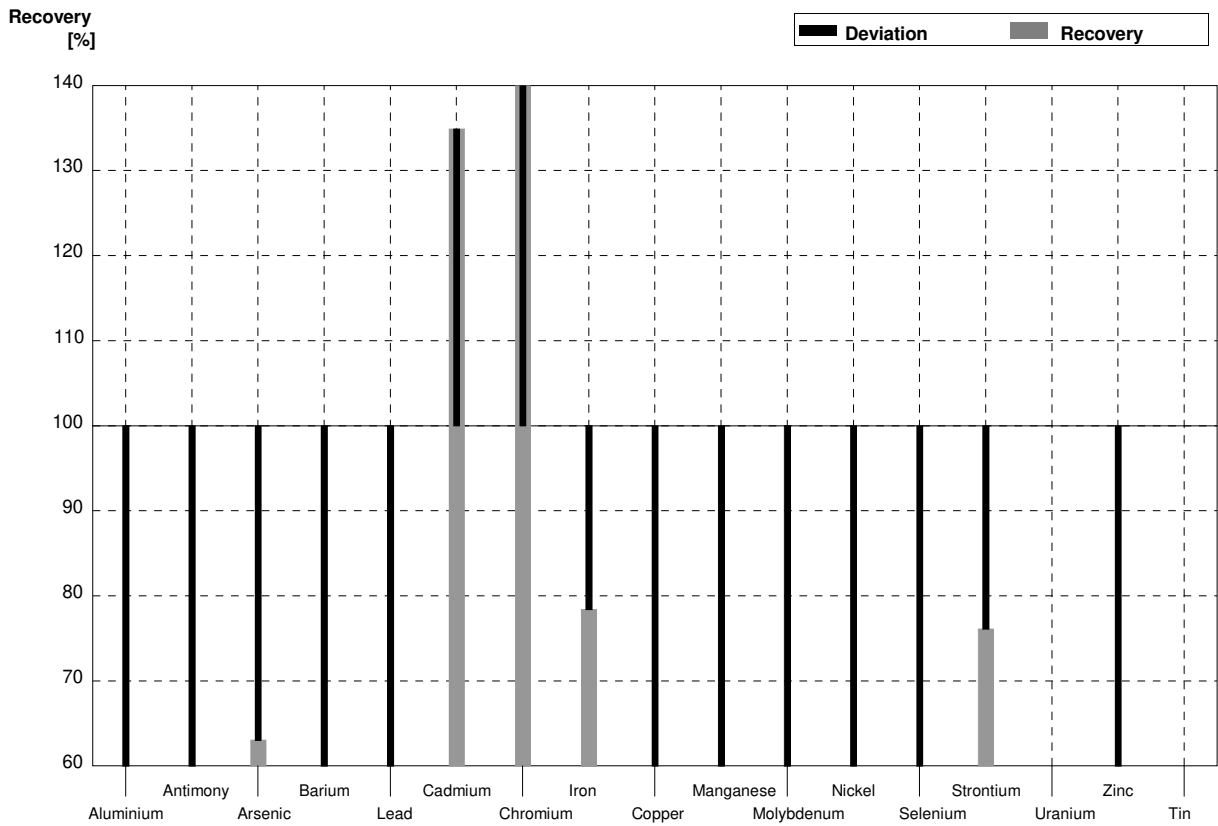
**Sample M179A**  
**Laboratory Q**

| Parameter  | Assigned value | ± U (k=2) | Result  | ± | Unit | Recovery |
|------------|----------------|-----------|---------|---|------|----------|
| Aluminium  | 50,7           | 0,3       | 18,950  |   | µg/l | 37%      |
| Antimony   | 0,595          | 0,016     | 0,287   |   | µg/l | 48%      |
| Arsenic    | 1,910          | 0,015     | 0,683   |   | µg/l | 36%      |
| Barium     | 42,19          | 0,17      | 14,033  |   | µg/l | 33%      |
| Lead       | 5,64           | 0,14      | 1,271   |   | µg/l | 23%      |
| Cadmium    | 0,913          | 0,010     | 0,537   |   | µg/l | 59%      |
| Chromium   | 2,549          | 0,018     | 0,759   |   | µg/l | 30%      |
| Iron       | 75,9           | 0,3       | 48,001  |   | µg/l | 63%      |
| Copper     | 1,63           | 0,03      | 1,376   |   | µg/l | 84%      |
| Manganese  | 55,9           | 0,2       | 11,952  |   | µg/l | 21%      |
| Molybdenum | 2,32           | 0,04      | 0,408   |   | µg/l | 18%      |
| Nickel     | 2,01           | 0,03      | 2,792   |   | µg/l | 139%     |
| Selenium   | 0,76           | 0,03      | 0,511   |   | µg/l | 67%      |
| Strontium  | 465            | 4         | 350,001 |   | µg/l | 75%      |
| Uranium    | 4,18           | 0,03      |         |   | µg/l |          |
| Zinc       | 11,1           | 0,7       | 13,155  |   | µg/l | 119%     |
| Tin        | 1,10           | 0,02      |         |   | µg/l |          |



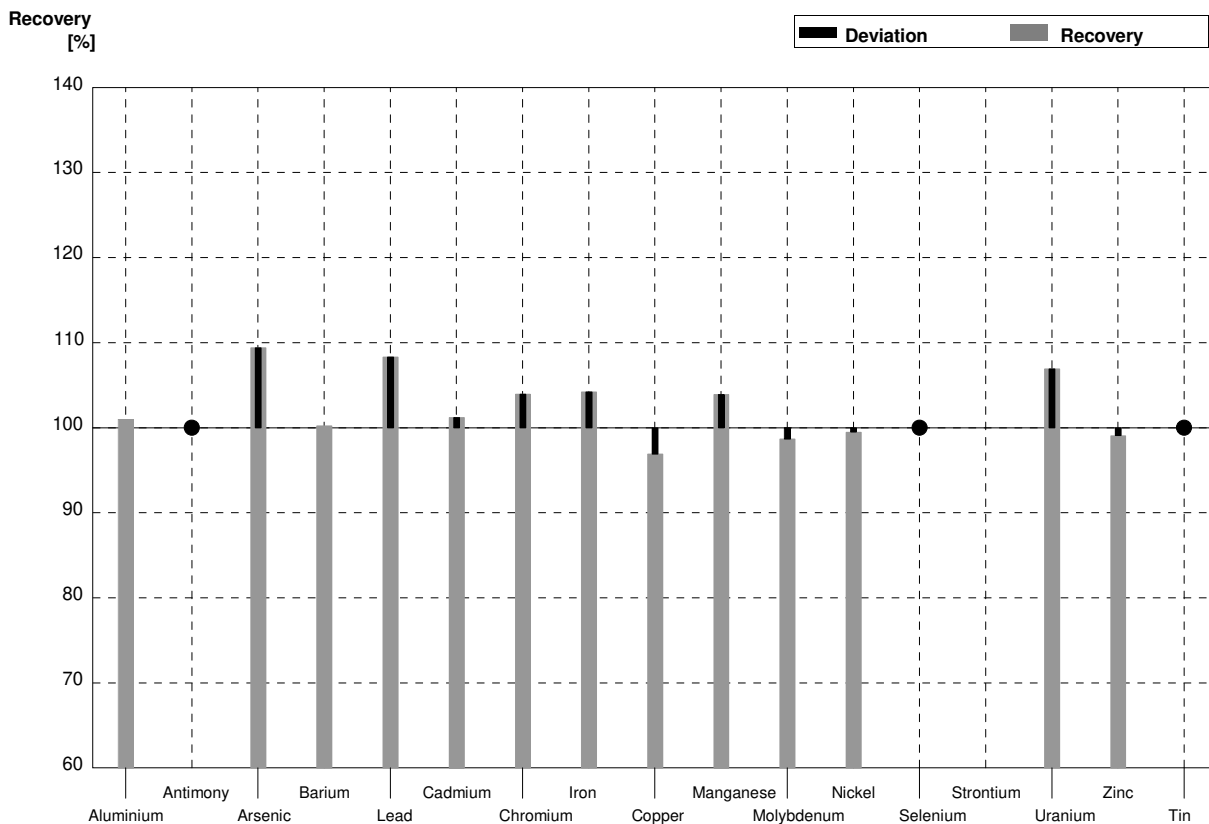
**Sample M179B**  
**Laboratory Q**

| Parameter  | Assigned value | ± U (k=2) | Result  | ± | Unit | Recovery |
|------------|----------------|-----------|---------|---|------|----------|
| Aluminium  | 47,9           | 0,3       | 12,274  |   | µg/l | 26%      |
| Antimony   | 1,596          | 0,017     | 0,469   |   | µg/l | 29%      |
| Arsenic    | 0,72           | 0,02      | 0,454   |   | µg/l | 63%      |
| Barium     | 27,16          | 0,13      | 5,735   |   | µg/l | 21%      |
| Lead       | 3,65           | 0,07      | 1,138   |   | µg/l | 31%      |
| Cadmium    | 0,301          | 0,005     | 0,406   |   | µg/l | 135%     |
| Chromium   | 5,05           | 0,03      | 10,152  |   | µg/l | 201%     |
| Iron       | 25,52          | 0,17      | 20,012  |   | µg/l | 78%      |
| Copper     | 7,08           | 0,05      | 1,540   |   | µg/l | 22%      |
| Manganese  | 38,40          | 0,18      | 7,151   |   | µg/l | 19%      |
| Molybdenum | 6,47           | 0,06      | 1,271   |   | µg/l | 20%      |
| Nickel     | 5,64           | 0,04      | 2,014   |   | µg/l | 36%      |
| Selenium   | 2,12           | 0,05      | 0,892   |   | µg/l | 42%      |
| Strontium  | 565            | 5         | 430,005 |   | µg/l | 76%      |
| Uranium    | 3,10           | 0,03      |         |   | µg/l |          |
| Zinc       | 29,5           | 0,9       | 10,482  |   | µg/l | 36%      |
| Tin        | 1,79           | 0,02      |         |   | µg/l |          |



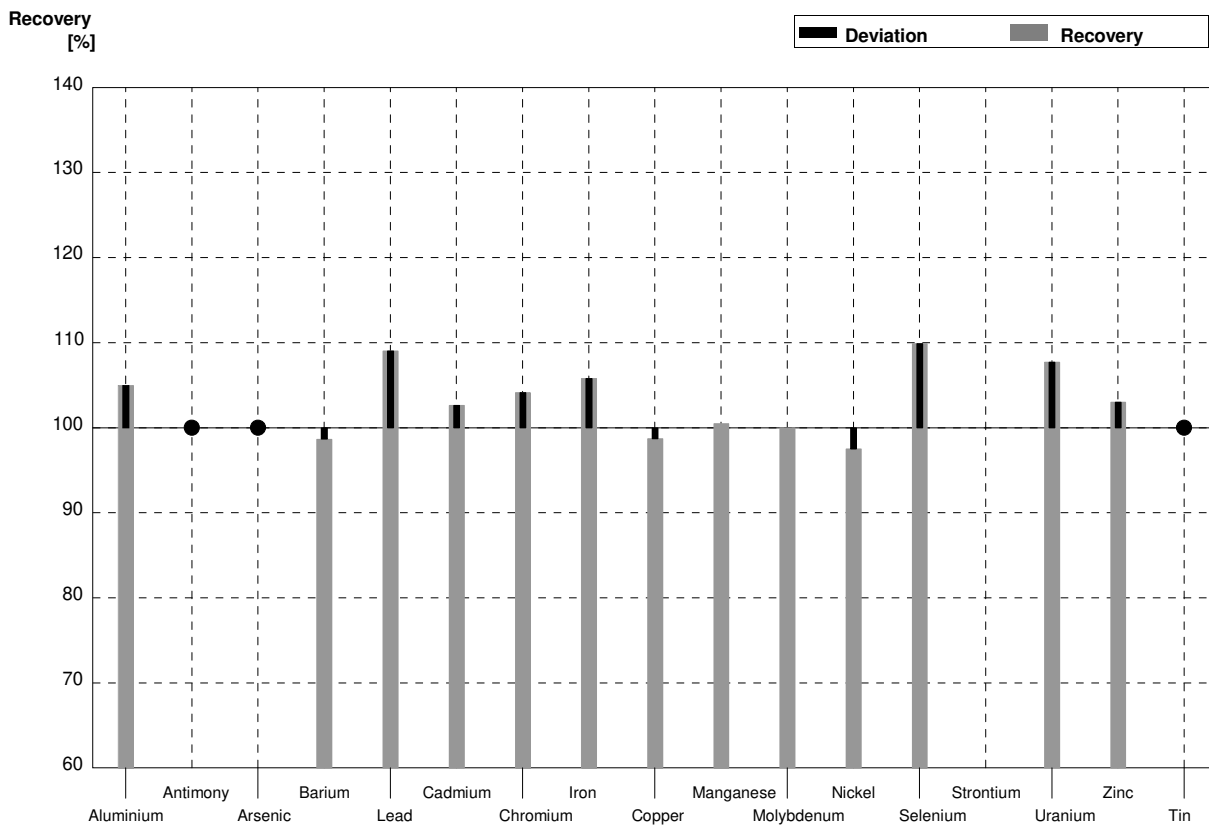
**Sample M179A**  
**Laboratory R**

| Parameter  | Assigned value | $\pm U (k=2)$ | Result | $\pm$ | Unit            | Recovery |
|------------|----------------|---------------|--------|-------|-----------------|----------|
| Aluminium  | 50,7           | 0,3           | 51,2   | 7,68  | $\mu\text{g/l}$ | 101%     |
| Antimony   | 0,595          | 0,016         | <2     |       | $\mu\text{g/l}$ | •        |
| Arsenic    | 1,910          | 0,015         | 2,09   | 0,31  | $\mu\text{g/l}$ | 109%     |
| Barium     | 42,19          | 0,17          | 42,3   | 6,35  | $\mu\text{g/l}$ | 100%     |
| Lead       | 5,64           | 0,14          | 6,11   | 0,92  | $\mu\text{g/l}$ | 108%     |
| Cadmium    | 0,913          | 0,010         | 0,924  | 0,139 | $\mu\text{g/l}$ | 101%     |
| Chromium   | 2,549          | 0,018         | 2,65   | 0,40  | $\mu\text{g/l}$ | 104%     |
| Iron       | 75,9           | 0,3           | 79,1   | 11,9  | $\mu\text{g/l}$ | 104%     |
| Copper     | 1,63           | 0,03          | 1,58   | 0,24  | $\mu\text{g/l}$ | 97%      |
| Manganese  | 55,9           | 0,2           | 58,1   | 8,72  | $\mu\text{g/l}$ | 104%     |
| Molybdenum | 2,32           | 0,04          | 2,29   | 0,34  | $\mu\text{g/l}$ | 99%      |
| Nickel     | 2,01           | 0,03          | 2,00   | 0,30  | $\mu\text{g/l}$ | 100%     |
| Selenium   | 0,76           | 0,03          | <1     |       | $\mu\text{g/l}$ | •        |
| Strontium  | 465            | 4             |        |       | $\mu\text{g/l}$ |          |
| Uranium    | 4,18           | 0,03          | 4,47   | 0,67  | $\mu\text{g/l}$ | 107%     |
| Zinc       | 11,1           | 0,7           | 11,0   | 1,65  | $\mu\text{g/l}$ | 99%      |
| Tin        | 1,10           | 0,02          | <2     |       | $\mu\text{g/l}$ | •        |



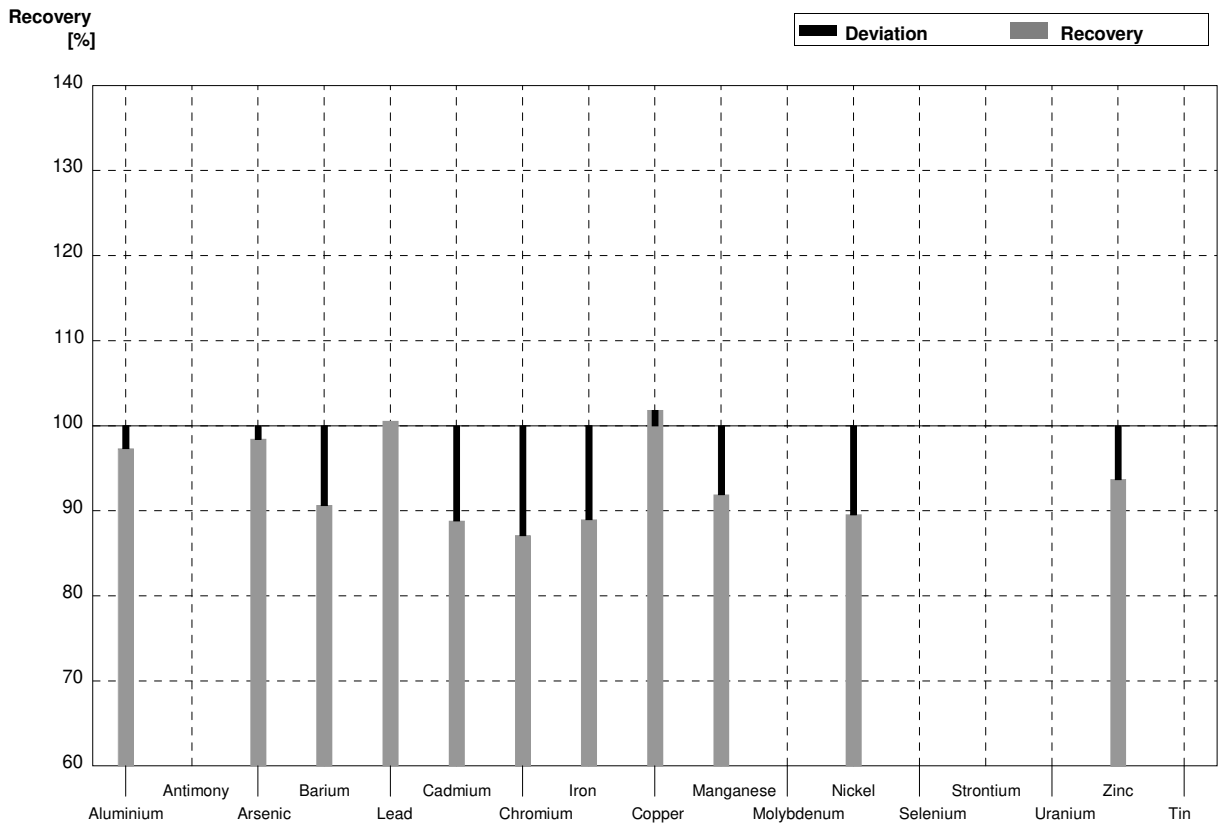
**Sample M179B**  
**Laboratory R**

| Parameter  | Assigned value | ± U (k=2) | Result | ±     | Unit | Recovery |
|------------|----------------|-----------|--------|-------|------|----------|
| Aluminium  | 47,9           | 0,3       | 50,3   | 7,54  | µg/l | 105%     |
| Antimony   | 1,596          | 0,017     | <2     |       | µg/l | •        |
| Arsenic    | 0,72           | 0,02      | <1     |       | µg/l | •        |
| Barium     | 27,16          | 0,13      | 26,8   | 4,02  | µg/l | 99%      |
| Lead       | 3,65           | 0,07      | 3,98   | 0,60  | µg/l | 109%     |
| Cadmium    | 0,301          | 0,005     | 0,309  | 0,046 | µg/l | 103%     |
| Chromium   | 5,05           | 0,03      | 5,26   | 0,79  | µg/l | 104%     |
| Iron       | 25,52          | 0,17      | 27,0   | 4,05  | µg/l | 106%     |
| Copper     | 7,08           | 0,05      | 6,99   | 1,05  | µg/l | 99%      |
| Manganese  | 38,40          | 0,18      | 38,6   | 5,78  | µg/l | 101%     |
| Molybdenum | 6,47           | 0,06      | 6,47   | 0,971 | µg/l | 100%     |
| Nickel     | 5,64           | 0,04      | 5,50   | 0,83  | µg/l | 98%      |
| Selenium   | 2,12           | 0,05      | 2,33   | 0,35  | µg/l | 110%     |
| Strontium  | 565            | 5         |        |       | µg/l |          |
| Uranium    | 3,10           | 0,03      | 3,34   | 0,50  | µg/l | 108%     |
| Zinc       | 29,5           | 0,9       | 30,4   | 4,57  | µg/l | 103%     |
| Tin        | 1,79           | 0,02      | <2     |       | µg/l | •        |



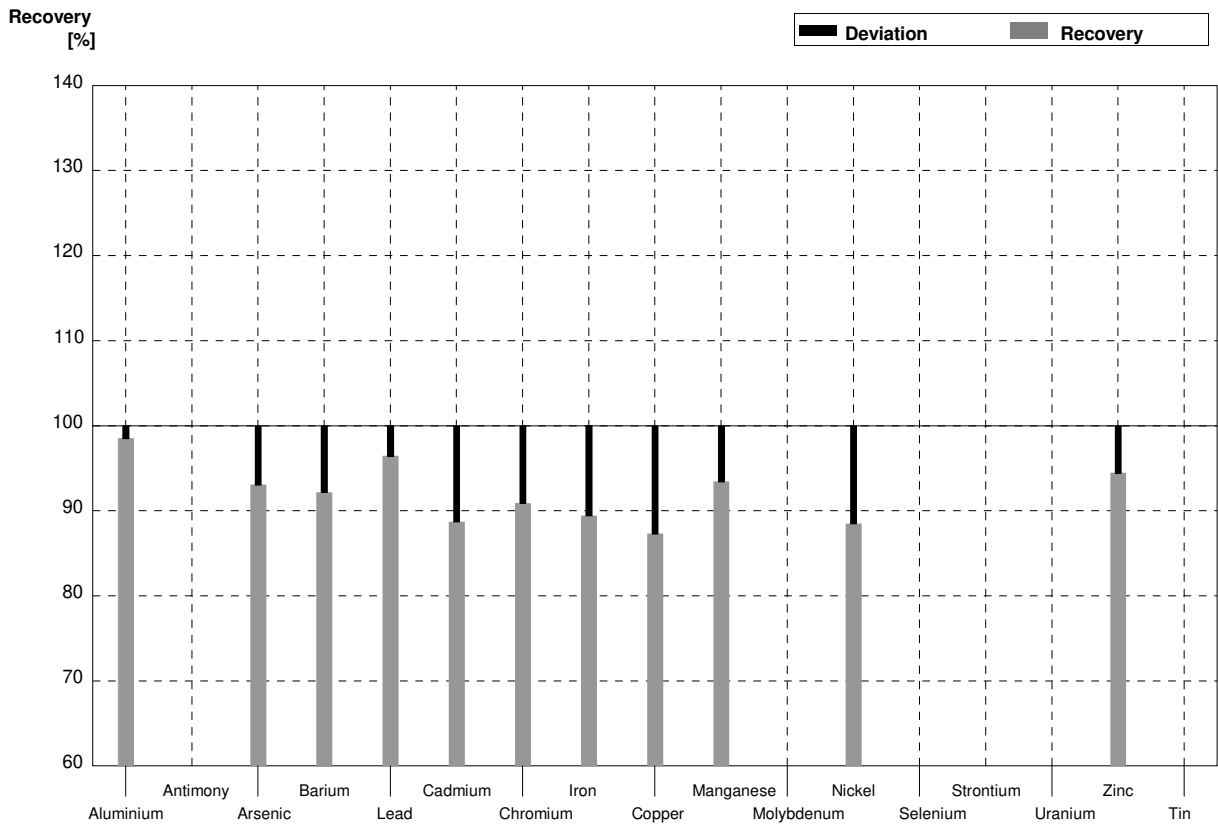
**Sample M179A**  
**Laboratory S**

| Parameter  | Assigned value | $\pm U (k=2)$ | Result | $\pm$ | Unit            | Recovery |
|------------|----------------|---------------|--------|-------|-----------------|----------|
| Aluminium  | 50,7           | 0,3           | 49,34  | 5,64  | $\mu\text{g/l}$ | 97%      |
| Antimony   | 0,595          | 0,016         |        |       | $\mu\text{g/l}$ |          |
| Arsenic    | 1,910          | 0,015         | 1,88   | 0,18  | $\mu\text{g/l}$ | 98%      |
| Barium     | 42,19          | 0,17          | 38,24  | 3,01  | $\mu\text{g/l}$ | 91%      |
| Lead       | 5,64           | 0,14          | 5,67   | 0,35  | $\mu\text{g/l}$ | 101%     |
| Cadmium    | 0,913          | 0,010         | 0,811  | 0,052 | $\mu\text{g/l}$ | 89%      |
| Chromium   | 2,549          | 0,018         | 2,22   | 0,16  | $\mu\text{g/l}$ | 87%      |
| Iron       | 75,9           | 0,3           | 67,53  | 4,5   | $\mu\text{g/l}$ | 89%      |
| Copper     | 1,63           | 0,03          | 1,66   | 0,17  | $\mu\text{g/l}$ | 102%     |
| Manganese  | 55,9           | 0,2           | 51,37  | 4,47  | $\mu\text{g/l}$ | 92%      |
| Molybdenum | 2,32           | 0,04          |        |       | $\mu\text{g/l}$ |          |
| Nickel     | 2,01           | 0,03          | 1,80   | 0,14  | $\mu\text{g/l}$ | 90%      |
| Selenium   | 0,76           | 0,03          |        |       | $\mu\text{g/l}$ |          |
| Strontium  | 465            | 4             |        |       | $\mu\text{g/l}$ |          |
| Uranium    | 4,18           | 0,03          |        |       | $\mu\text{g/l}$ |          |
| Zinc       | 11,1           | 0,7           | 10,4   | 0,97  | $\mu\text{g/l}$ | 94%      |
| Tin        | 1,10           | 0,02          |        |       | $\mu\text{g/l}$ |          |



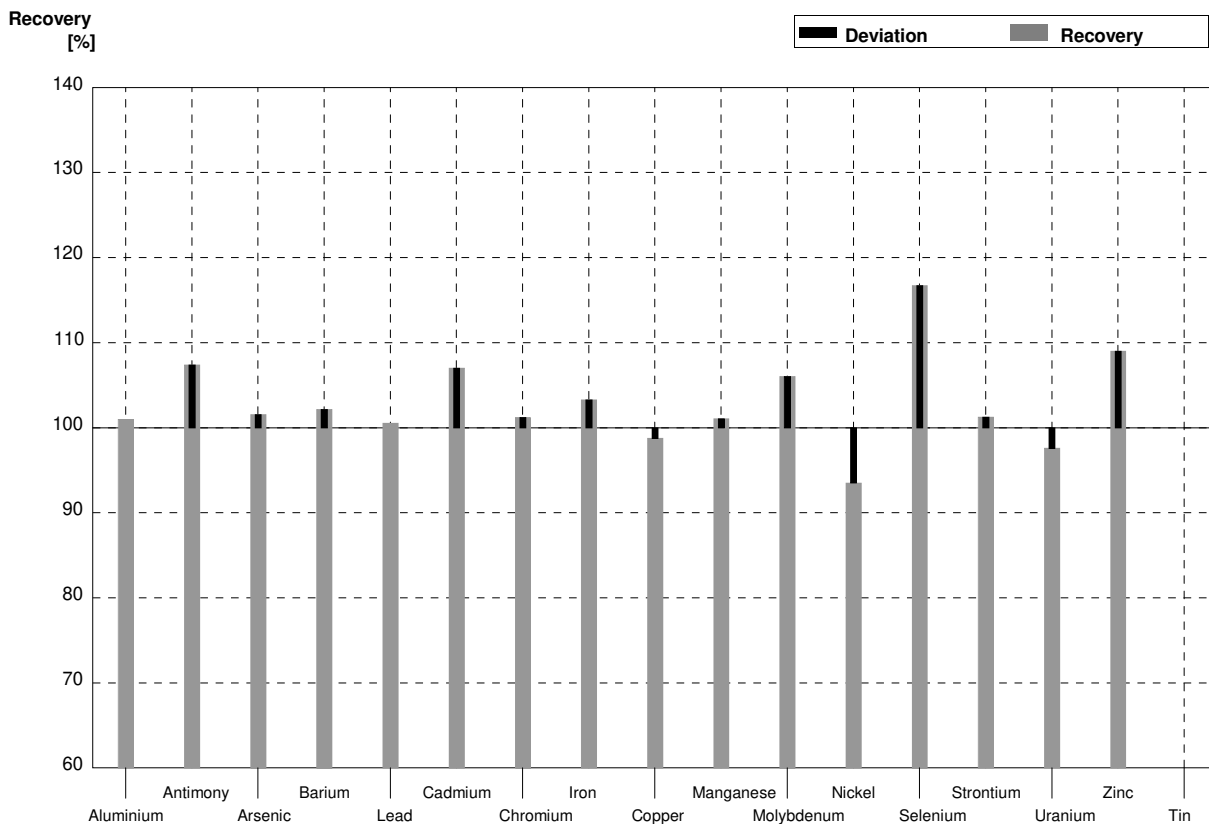
**Sample M179B**  
**Laboratory S**

| Parameter  | Assigned value | $\pm U (k=2)$ | Result | $\pm$ | Unit            | Recovery |
|------------|----------------|---------------|--------|-------|-----------------|----------|
| Aluminium  | 47,9           | 0,3           | 47,18  | 5,39  | $\mu\text{g/l}$ | 98%      |
| Antimony   | 1,596          | 0,017         |        |       | $\mu\text{g/l}$ |          |
| Arsenic    | 0,72           | 0,02          | 0,67   | 0,06  | $\mu\text{g/l}$ | 93%      |
| Barium     | 27,16          | 0,13          | 25,03  | 1,97  | $\mu\text{g/l}$ | 92%      |
| Lead       | 3,65           | 0,07          | 3,52   | 0,22  | $\mu\text{g/l}$ | 96%      |
| Cadmium    | 0,301          | 0,005         | 0,267  | 0,02  | $\mu\text{g/l}$ | 89%      |
| Chromium   | 5,05           | 0,03          | 4,59   | 0,34  | $\mu\text{g/l}$ | 91%      |
| Iron       | 25,52          | 0,17          | 22,82  | 1,52  | $\mu\text{g/l}$ | 89%      |
| Copper     | 7,08           | 0,05          | 6,18   | 0,62  | $\mu\text{g/l}$ | 87%      |
| Manganese  | 38,40          | 0,18          | 35,88  | 3,13  | $\mu\text{g/l}$ | 93%      |
| Molybdenum | 6,47           | 0,06          |        |       | $\mu\text{g/l}$ |          |
| Nickel     | 5,64           | 0,04          | 4,99   | 0,39  | $\mu\text{g/l}$ | 88%      |
| Selenium   | 2,12           | 0,05          |        |       | $\mu\text{g/l}$ |          |
| Strontium  | 565            | 5             |        |       | $\mu\text{g/l}$ |          |
| Uranium    | 3,10           | 0,03          |        |       | $\mu\text{g/l}$ |          |
| Zinc       | 29,5           | 0,9           | 27,86  | 2,60  | $\mu\text{g/l}$ | 94%      |
| Tin        | 1,79           | 0,02          |        |       | $\mu\text{g/l}$ |          |



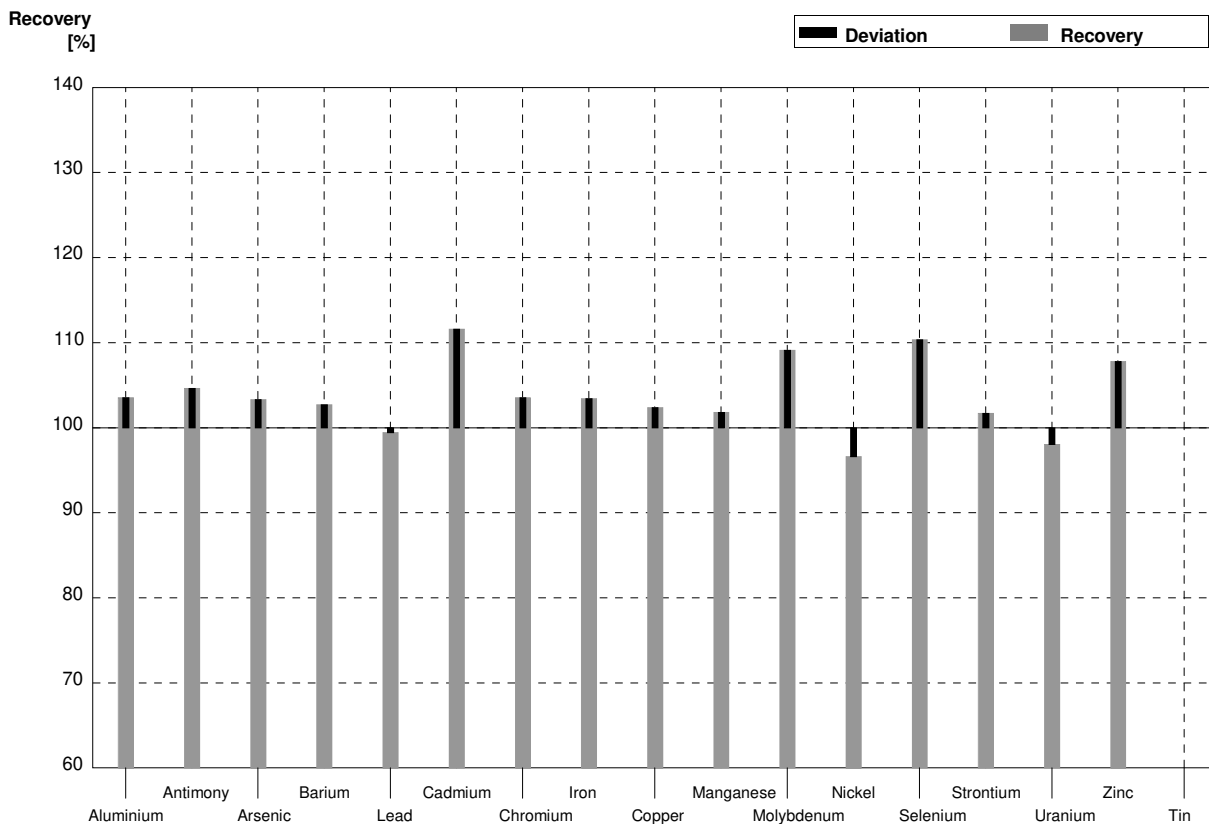
**Sample M179A**  
**Laboratory T**

| Parameter  | Assigned value | $\pm U (k=2)$ | Result | $\pm$ | Unit            | Recovery |
|------------|----------------|---------------|--------|-------|-----------------|----------|
| Aluminium  | 50,7           | 0,3           | 51,2   |       | $\mu\text{g/l}$ | 101%     |
| Antimony   | 0,595          | 0,016         | 0,639  |       | $\mu\text{g/l}$ | 107%     |
| Arsenic    | 1,910          | 0,015         | 1,94   |       | $\mu\text{g/l}$ | 102%     |
| Barium     | 42,19          | 0,17          | 43,1   |       | $\mu\text{g/l}$ | 102%     |
| Lead       | 5,64           | 0,14          | 5,67   |       | $\mu\text{g/l}$ | 101%     |
| Cadmium    | 0,913          | 0,010         | 0,977  |       | $\mu\text{g/l}$ | 107%     |
| Chromium   | 2,549          | 0,018         | 2,58   |       | $\mu\text{g/l}$ | 101%     |
| Iron       | 75,9           | 0,3           | 78,4   |       | $\mu\text{g/l}$ | 103%     |
| Copper     | 1,63           | 0,03          | 1,61   |       | $\mu\text{g/l}$ | 99%      |
| Manganese  | 55,9           | 0,2           | 56,5   |       | $\mu\text{g/l}$ | 101%     |
| Molybdenum | 2,32           | 0,04          | 2,46   |       | $\mu\text{g/l}$ | 106%     |
| Nickel     | 2,01           | 0,03          | 1,88   |       | $\mu\text{g/l}$ | 94%      |
| Selenium   | 0,76           | 0,03          | 0,887  |       | $\mu\text{g/l}$ | 117%     |
| Strontium  | 465            | 4             | 470,9  |       | $\mu\text{g/l}$ | 101%     |
| Uranium    | 4,18           | 0,03          | 4,08   |       | $\mu\text{g/l}$ | 98%      |
| Zinc       | 11,1           | 0,7           | 12,1   |       | $\mu\text{g/l}$ | 109%     |
| Tin        | 1,10           | 0,02          |        |       | $\mu\text{g/l}$ |          |



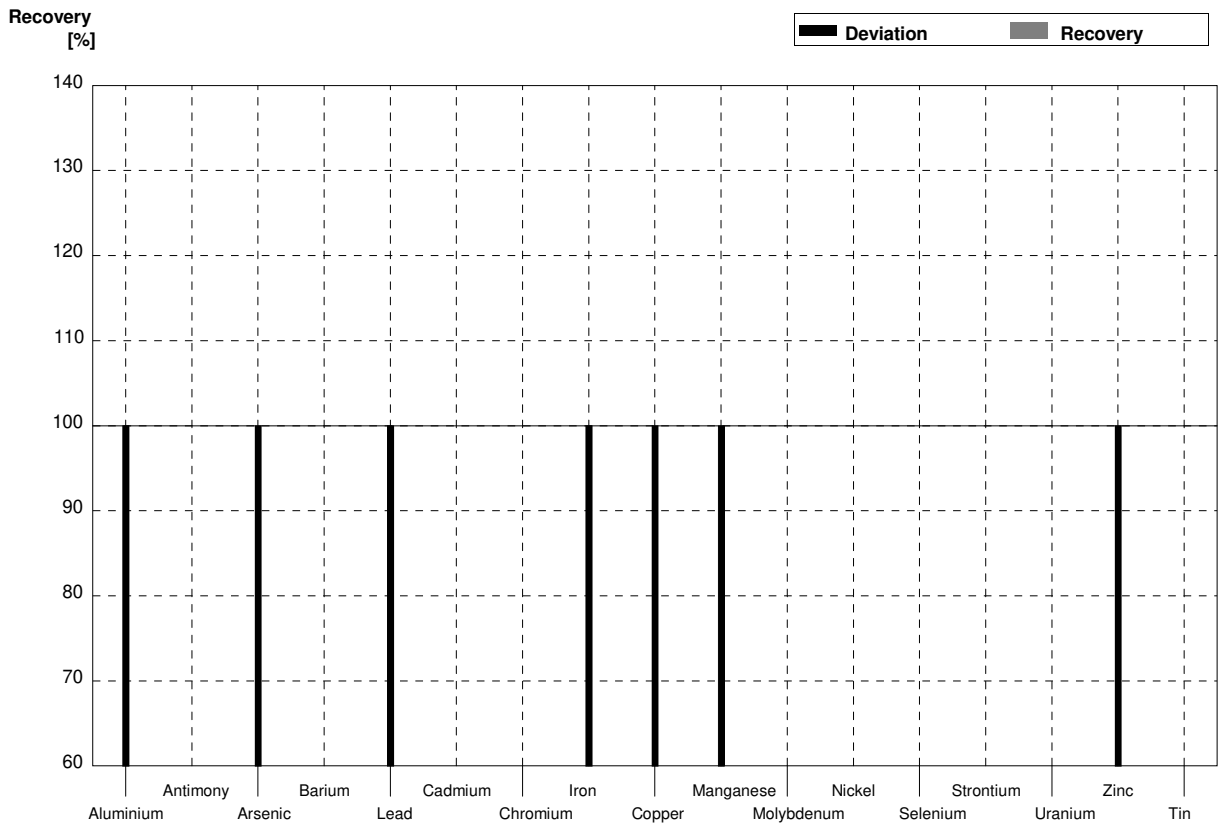
**Sample M179B**  
**Laboratory T**

| Parameter  | Assigned value | $\pm U (k=2)$ | Result | $\pm$ | Unit            | Recovery |
|------------|----------------|---------------|--------|-------|-----------------|----------|
| Aluminium  | 47,9           | 0,3           | 49,6   |       | $\mu\text{g/l}$ | 104%     |
| Antimony   | 1,596          | 0,017         | 1,67   |       | $\mu\text{g/l}$ | 105%     |
| Arsenic    | 0,72           | 0,02          | 0,744  |       | $\mu\text{g/l}$ | 103%     |
| Barium     | 27,16          | 0,13          | 27,9   |       | $\mu\text{g/l}$ | 103%     |
| Lead       | 3,65           | 0,07          | 3,63   |       | $\mu\text{g/l}$ | 99%      |
| Cadmium    | 0,301          | 0,005         | 0,336  |       | $\mu\text{g/l}$ | 112%     |
| Chromium   | 5,05           | 0,03          | 5,23   |       | $\mu\text{g/l}$ | 104%     |
| Iron       | 25,52          | 0,17          | 26,4   |       | $\mu\text{g/l}$ | 103%     |
| Copper     | 7,08           | 0,05          | 7,25   |       | $\mu\text{g/l}$ | 102%     |
| Manganese  | 38,40          | 0,18          | 39,1   |       | $\mu\text{g/l}$ | 102%     |
| Molybdenum | 6,47           | 0,06          | 7,06   |       | $\mu\text{g/l}$ | 109%     |
| Nickel     | 5,64           | 0,04          | 5,45   |       | $\mu\text{g/l}$ | 97%      |
| Selenium   | 2,12           | 0,05          | 2,34   |       | $\mu\text{g/l}$ | 110%     |
| Strontium  | 565            | 5             | 574,8  |       | $\mu\text{g/l}$ | 102%     |
| Uranium    | 3,10           | 0,03          | 3,04   |       | $\mu\text{g/l}$ | 98%      |
| Zinc       | 29,5           | 0,9           | 31,8   |       | $\mu\text{g/l}$ | 108%     |
| Tin        | 1,79           | 0,02          |        |       | $\mu\text{g/l}$ |          |



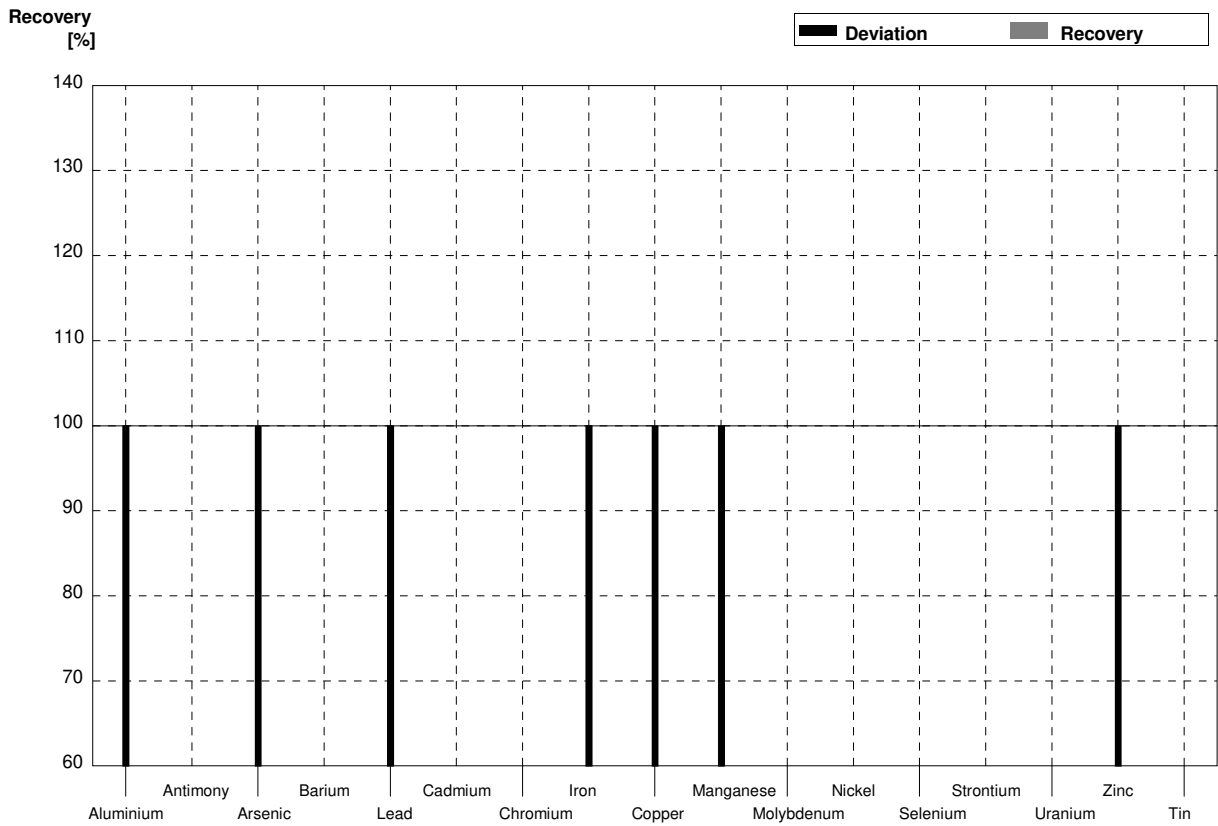
**Sample M179A**  
**Laboratory U**

| Parameter  | Assigned value | $\pm U (k=2)$ | Result  | $\pm$ | Unit            | Recovery |
|------------|----------------|---------------|---------|-------|-----------------|----------|
| Aluminium  | 50,7           | 0,3           | 0,0440  | 0,50  | $\mu\text{g/l}$ | 0%       |
| Antimony   | 0,595          | 0,016         |         |       | $\mu\text{g/l}$ |          |
| Arsenic    | 1,910          | 0,015         | 0,00300 |       | $\mu\text{g/l}$ | 0%       |
| Barium     | 42,19          | 0,17          |         |       | $\mu\text{g/l}$ |          |
| Lead       | 5,64           | 0,14          | 0,0070  |       | $\mu\text{g/l}$ | 0%       |
| Cadmium    | 0,913          | 0,010         |         |       | $\mu\text{g/l}$ |          |
| Chromium   | 2,549          | 0,018         |         |       | $\mu\text{g/l}$ |          |
| Iron       | 75,9           | 0,3           | 0,080   | 0,3   | $\mu\text{g/l}$ | 0%       |
| Copper     | 1,63           | 0,03          | 0,00300 | 0,4   | $\mu\text{g/l}$ | 0%       |
| Manganese  | 55,9           | 0,2           | 0,059   | 0,2   | $\mu\text{g/l}$ | 0%       |
| Molybdenum | 2,32           | 0,04          |         |       | $\mu\text{g/l}$ |          |
| Nickel     | 2,01           | 0,03          |         |       | $\mu\text{g/l}$ |          |
| Selenium   | 0,76           | 0,03          |         |       | $\mu\text{g/l}$ |          |
| Strontium  | 465            | 4             |         |       | $\mu\text{g/l}$ |          |
| Uranium    | 4,18           | 0,03          |         |       | $\mu\text{g/l}$ |          |
| Zinc       | 11,1           | 0,7           | 0,0110  | 0,7   | $\mu\text{g/l}$ | 0%       |
| Tin        | 1,10           | 0,02          |         |       | $\mu\text{g/l}$ |          |



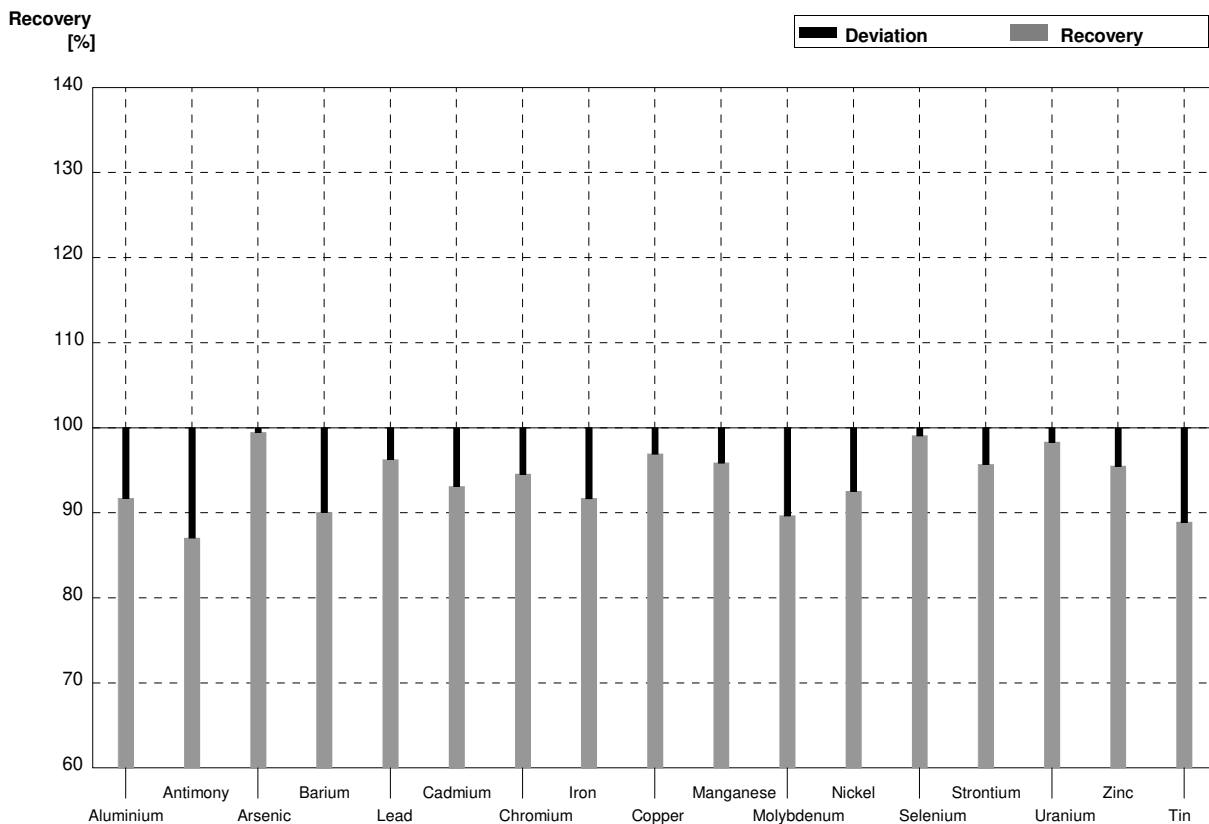
**Sample M179B**  
**Laboratory U**

| Parameter  | Assigned value | $\pm U (k=2)$ | Result  | $\pm$ | Unit            | Recovery |
|------------|----------------|---------------|---------|-------|-----------------|----------|
| Aluminium  | 47,9           | 0,3           | 0,0430  | 0,50  | $\mu\text{g/l}$ | 0%       |
| Antimony   | 1,596          | 0,017         |         |       | $\mu\text{g/l}$ |          |
| Arsenic    | 0,72           | 0,02          | 0,00100 |       | $\mu\text{g/l}$ | 0%       |
| Barium     | 27,16          | 0,13          |         |       | $\mu\text{g/l}$ |          |
| Lead       | 3,65           | 0,07          | 0,0050  |       | $\mu\text{g/l}$ | 0%       |
| Cadmium    | 0,301          | 0,005         |         |       | $\mu\text{g/l}$ |          |
| Chromium   | 5,05           | 0,03          |         |       | $\mu\text{g/l}$ |          |
| Iron       | 25,52          | 0,17          | 0,0340  | 0,3   | $\mu\text{g/l}$ | 0%       |
| Copper     | 7,08           | 0,05          | 0,0140  | 0,4   | $\mu\text{g/l}$ | 0%       |
| Manganese  | 38,40          | 0,18          | 0,0400  | 0,2   | $\mu\text{g/l}$ | 0%       |
| Molybdenum | 6,47           | 0,06          |         |       | $\mu\text{g/l}$ |          |
| Nickel     | 5,64           | 0,04          |         |       | $\mu\text{g/l}$ |          |
| Selenium   | 2,12           | 0,05          |         |       | $\mu\text{g/l}$ |          |
| Strontium  | 565            | 5             |         |       | $\mu\text{g/l}$ |          |
| Uranium    | 3,10           | 0,03          |         |       | $\mu\text{g/l}$ |          |
| Zinc       | 29,5           | 0,9           | 0,0300  | 0,7   | $\mu\text{g/l}$ | 0%       |
| Tin        | 1,79           | 0,02          |         |       | $\mu\text{g/l}$ |          |



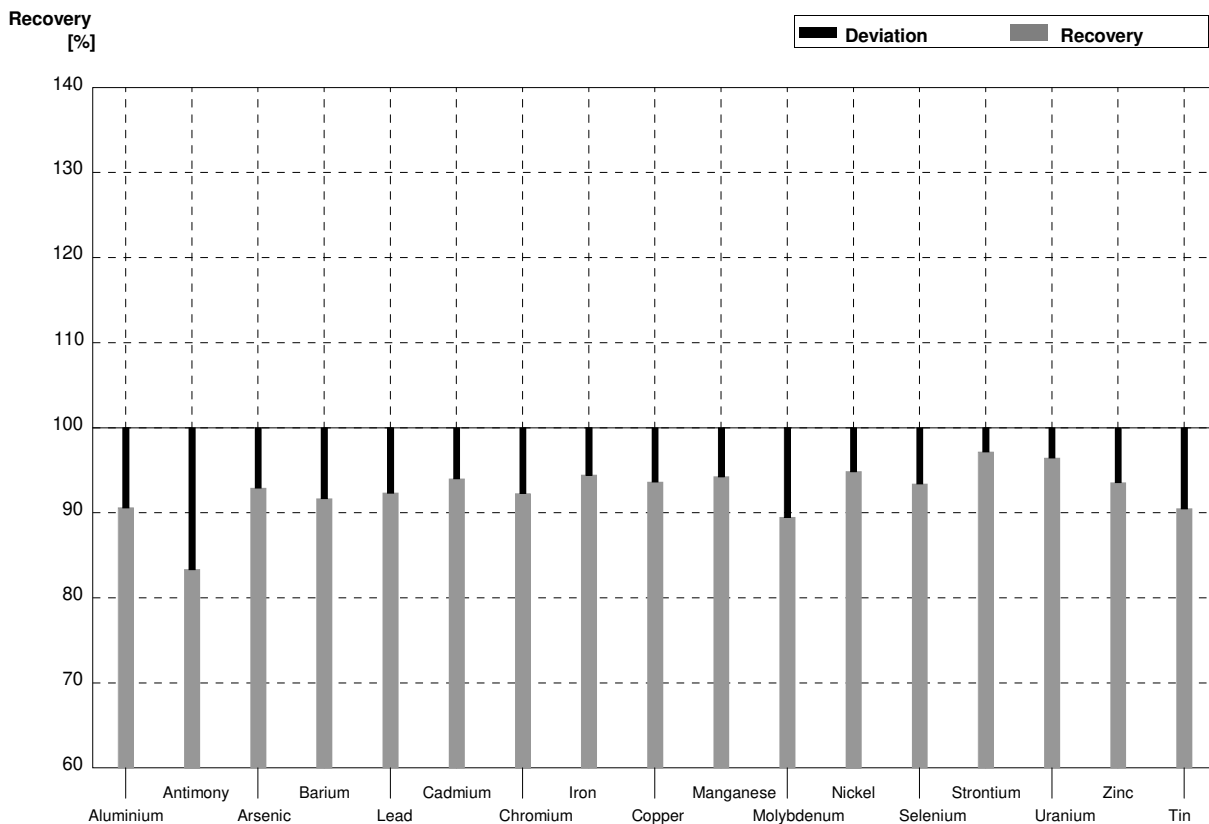
**Sample M179A**  
**Laboratory V**

| Parameter  | Assigned value | ± U (k=2) | Result | ±     | Unit | Recovery |
|------------|----------------|-----------|--------|-------|------|----------|
| Aluminium  | 50,7           | 0,3       | 46,5   | 0,153 | µg/l | 92%      |
| Antimony   | 0,595          | 0,016     | 0,518  | 0,016 | µg/l | 87%      |
| Arsenic    | 1,910          | 0,015     | 1,90   | 0,023 | µg/l | 99%      |
| Barium     | 42,19          | 0,17      | 38,0   | 0,764 | µg/l | 90%      |
| Lead       | 5,64           | 0,14      | 5,43   | 0,192 | µg/l | 96%      |
| Cadmium    | 0,913          | 0,010     | 0,850  | 0,007 | µg/l | 93%      |
| Chromium   | 2,549          | 0,018     | 2,41   | 0,036 | µg/l | 95%      |
| Iron       | 75,9           | 0,3       | 69,6   | 0,289 | µg/l | 92%      |
| Copper     | 1,63           | 0,03      | 1,58   | 0,025 | µg/l | 97%      |
| Manganese  | 55,9           | 0,2       | 53,6   | 0,231 | µg/l | 96%      |
| Molybdenum | 2,32           | 0,04      | 2,08   | 0,015 | µg/l | 90%      |
| Nickel     | 2,01           | 0,03      | 1,86   | 0,010 | µg/l | 93%      |
| Selenium   | 0,76           | 0,03      | 0,753  | 0,024 | µg/l | 99%      |
| Strontium  | 465            | 4         | 445    | 4,509 | µg/l | 96%      |
| Uranium    | 4,18           | 0,03      | 4,11   | 0,163 | µg/l | 98%      |
| Zinc       | 11,1           | 0,7       | 10,6   | 0,208 | µg/l | 95%      |
| Tin        | 1,10           | 0,02      | 0,978  | 0,018 | µg/l | 89%      |



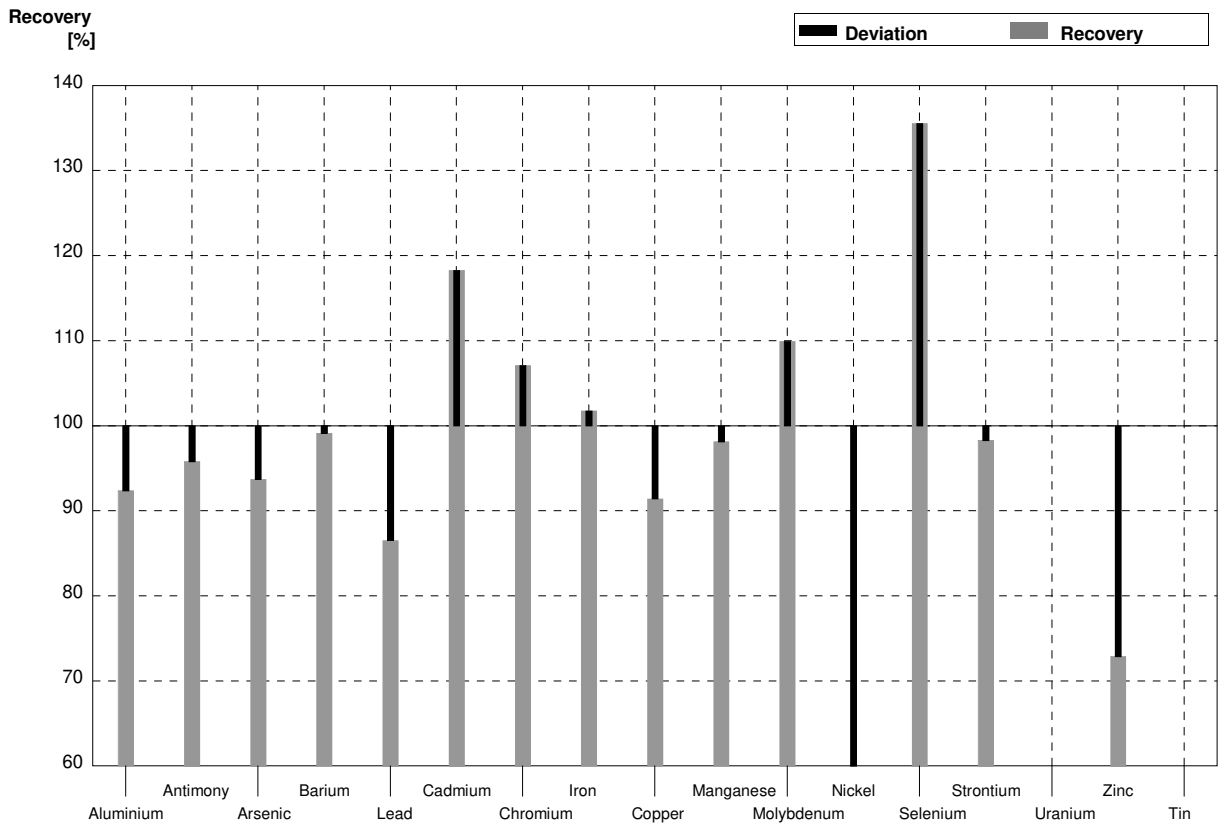
**Sample M179B**  
**Laboratory V**

| Parameter  | Assigned value | $\pm U (k=2)$ | Result | $\pm$ | Unit            | Recovery |
|------------|----------------|---------------|--------|-------|-----------------|----------|
| Aluminium  | 47,9           | 0,3           | 43,4   | 0,907 | $\mu\text{g/l}$ | 91%      |
| Antimony   | 1,596          | 0,017         | 1,33   | 0,031 | $\mu\text{g/l}$ | 83%      |
| Arsenic    | 0,72           | 0,02          | 0,669  | 0,010 | $\mu\text{g/l}$ | 93%      |
| Barium     | 27,16          | 0,13          | 24,9   | 0,200 | $\mu\text{g/l}$ | 92%      |
| Lead       | 3,65           | 0,07          | 3,37   | 0,020 | $\mu\text{g/l}$ | 92%      |
| Cadmium    | 0,301          | 0,005         | 0,283  | 0,010 | $\mu\text{g/l}$ | 94%      |
| Chromium   | 5,05           | 0,03          | 4,66   | 0,052 | $\mu\text{g/l}$ | 92%      |
| Iron       | 25,52          | 0,17          | 24,1   | 0,252 | $\mu\text{g/l}$ | 94%      |
| Copper     | 7,08           | 0,05          | 6,63   | 0,065 | $\mu\text{g/l}$ | 94%      |
| Manganese  | 38,40          | 0,18          | 36,2   | 0,265 | $\mu\text{g/l}$ | 94%      |
| Molybdenum | 6,47           | 0,06          | 5,79   | 0,095 | $\mu\text{g/l}$ | 89%      |
| Nickel     | 5,64           | 0,04          | 5,35   | 0,035 | $\mu\text{g/l}$ | 95%      |
| Selenium   | 2,12           | 0,05          | 1,98   | 0,057 | $\mu\text{g/l}$ | 93%      |
| Strontium  | 565            | 5             | 549    | 6,110 | $\mu\text{g/l}$ | 97%      |
| Uranium    | 3,10           | 0,03          | 2,99   | 0,006 | $\mu\text{g/l}$ | 96%      |
| Zinc       | 29,5           | 0,9           | 27,6   | 0,265 | $\mu\text{g/l}$ | 94%      |
| Tin        | 1,79           | 0,02          | 1,62   | 0,015 | $\mu\text{g/l}$ | 91%      |



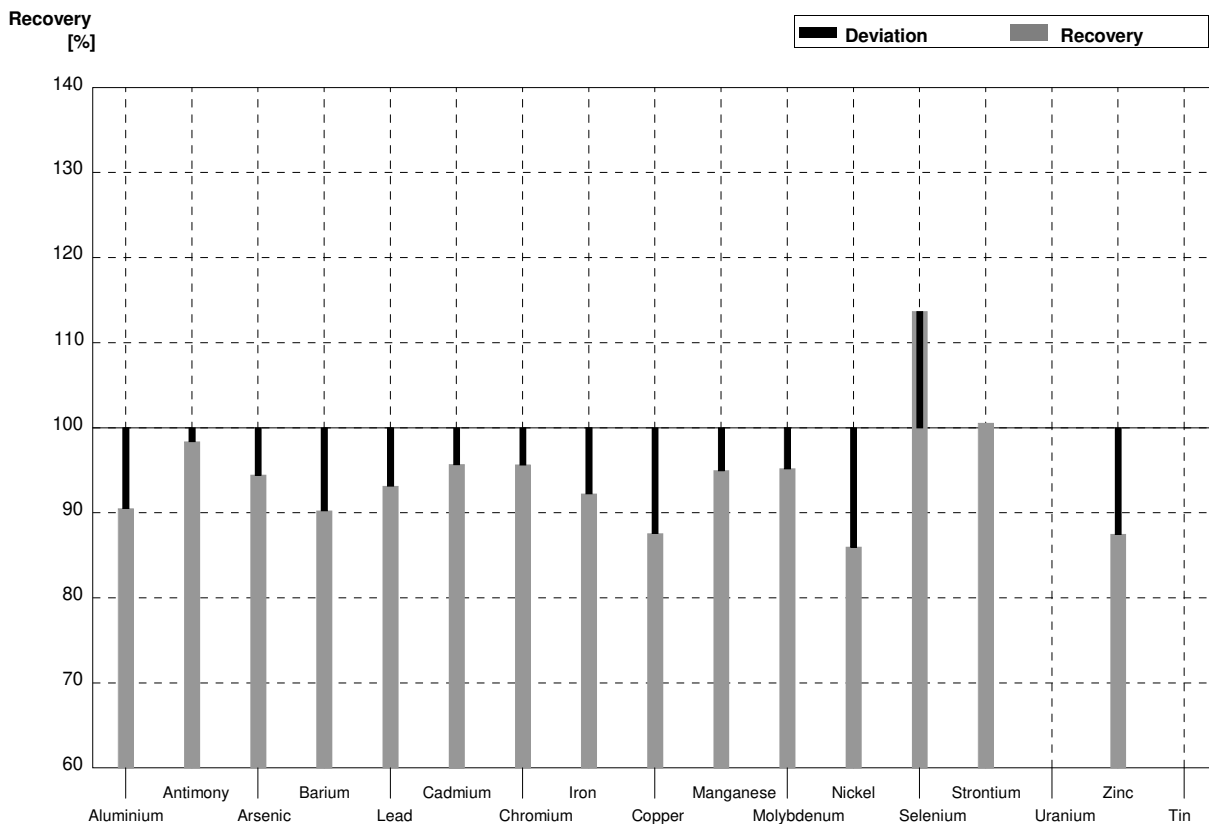
**Sample M179A**  
**Laboratory W**

| Parameter  | Assigned value | $\pm U (k=2)$ | Result | $\pm$ | Unit            | Recovery |
|------------|----------------|---------------|--------|-------|-----------------|----------|
| Aluminium  | 50,7           | 0,3           | 46,83  | 3,02  | $\mu\text{g/l}$ | 92%      |
| Antimony   | 0,595          | 0,016         | 0,57   | 0,03  | $\mu\text{g/l}$ | 96%      |
| Arsenic    | 1,910          | 0,015         | 1,79   | 0,06  | $\mu\text{g/l}$ | 94%      |
| Barium     | 42,19          | 0,17          | 41,82  | 0,05  | $\mu\text{g/l}$ | 99%      |
| Lead       | 5,64           | 0,14          | 4,88   | 0,91  | $\mu\text{g/l}$ | 87%      |
| Cadmium    | 0,913          | 0,010         | 1,08   | 0,55  | $\mu\text{g/l}$ | 118%     |
| Chromium   | 2,549          | 0,018         | 2,73   | 0,29  | $\mu\text{g/l}$ | 107%     |
| Iron       | 75,9           | 0,3           | 77,22  | 21,35 | $\mu\text{g/l}$ | 102%     |
| Copper     | 1,63           | 0,03          | 1,49   | 0,34  | $\mu\text{g/l}$ | 91%      |
| Manganese  | 55,9           | 0,2           | 54,85  | 0,84  | $\mu\text{g/l}$ | 98%      |
| Molybdenum | 2,32           | 0,04          | 2,55   | 0,24  | $\mu\text{g/l}$ | 110%     |
| Nickel     | 2,01           | 0,03          | 0,99   | 0,03  | $\mu\text{g/l}$ | 49%      |
| Selenium   | 0,76           | 0,03          | 1,03   | 0,17  | $\mu\text{g/l}$ | 136%     |
| Strontium  | 465            | 4             | 457,0  | 35,29 | $\mu\text{g/l}$ | 98%      |
| Uranium    | 4,18           | 0,03          |        |       | $\mu\text{g/l}$ |          |
| Zinc       | 11,1           | 0,7           | 8,09   | 0,48  | $\mu\text{g/l}$ | 73%      |
| Tin        | 1,10           | 0,02          |        |       | $\mu\text{g/l}$ |          |



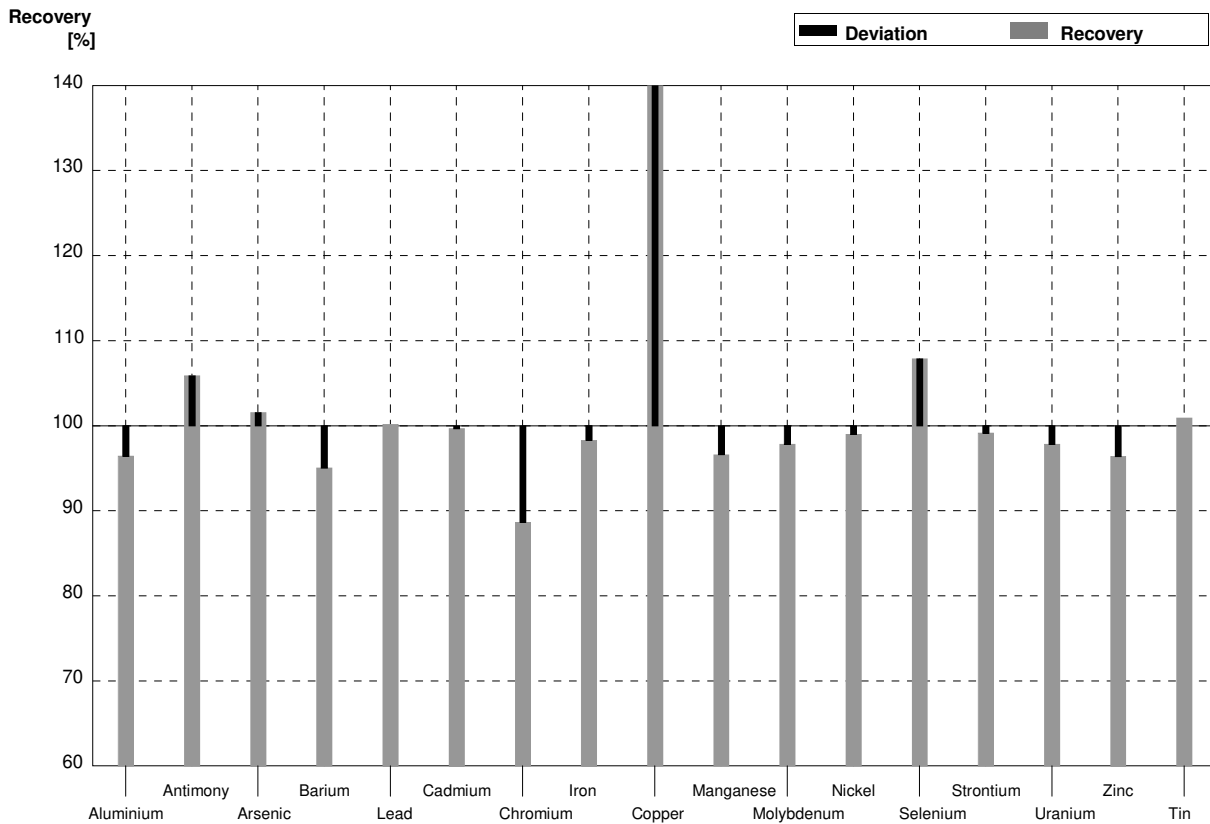
**Sample M179B**  
**Laboratory W**

| Parameter  | Assigned value | ± U (k=2) | Result | ±    | Unit | Recovery |
|------------|----------------|-----------|--------|------|------|----------|
| Aluminium  | 47,9           | 0,3       | 43,36  | 1,24 | µg/l | 91%      |
| Antimony   | 1,596          | 0,017     | 1,57   | 0,03 | µg/l | 98%      |
| Arsenic    | 0,72           | 0,02      | 0,68   | 0,02 | µg/l | 94%      |
| Barium     | 27,16          | 0,13      | 24,51  | 0,57 | µg/l | 90%      |
| Lead       | 3,65           | 0,07      | 3,40   | 0,24 | µg/l | 93%      |
| Cadmium    | 0,301          | 0,005     | 0,288  | 0,06 | µg/l | 96%      |
| Chromium   | 5,05           | 0,03      | 4,83   | 0,30 | µg/l | 96%      |
| Iron       | 25,52          | 0,17      | 23,54  | 5,46 | µg/l | 92%      |
| Copper     | 7,08           | 0,05      | 6,20   | 0,40 | µg/l | 88%      |
| Manganese  | 38,40          | 0,18      | 36,47  | 1,79 | µg/l | 95%      |
| Molybdenum | 6,47           | 0,06      | 6,16   | 0,04 | µg/l | 95%      |
| Nickel     | 5,64           | 0,04      | 4,85   | 0,29 | µg/l | 86%      |
| Selenium   | 2,12           | 0,05      | 2,41   | 0,15 | µg/l | 114%     |
| Strontium  | 565            | 5         | 568,06 | 22,2 | µg/l | 101%     |
| Uranium    | 3,10           | 0,03      |        |      | µg/l |          |
| Zinc       | 29,5           | 0,9       | 25,81  | 2,50 | µg/l | 87%      |
| Tin        | 1,79           | 0,02      |        |      | µg/l |          |



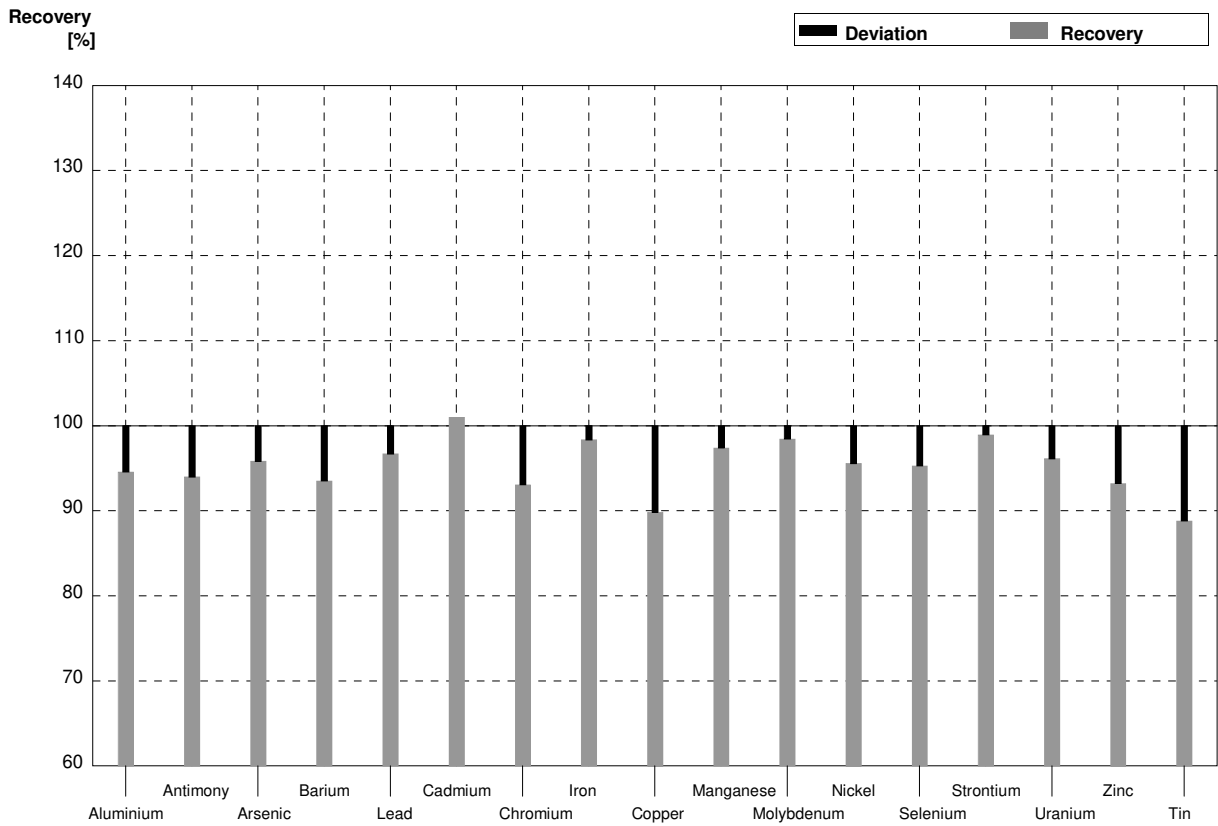
**Sample M179A**  
**Laboratory X**

| Parameter  | Assigned value | ± U (k=2) | Result | ±    | Unit | Recovery |
|------------|----------------|-----------|--------|------|------|----------|
| Aluminium  | 50,7           | 0,3       | 48,9   | 5,8  | µg/l | 96%      |
| Antimony   | 0,595          | 0,016     | 0,63   | 0,19 | µg/l | 106%     |
| Arsenic    | 1,910          | 0,015     | 1,94   | 0,12 | µg/l | 102%     |
| Barium     | 42,19          | 0,17      | 40,1   | 2,7  | µg/l | 95%      |
| Lead       | 5,64           | 0,14      | 5,65   | 0,6  | µg/l | 100%     |
| Cadmium    | 0,913          | 0,010     | 0,91   | 0,1  | µg/l | 100%     |
| Chromium   | 2,549          | 0,018     | 2,26   | 0,36 | µg/l | 89%      |
| Iron       | 75,9           | 0,3       | 74,6   | 5,1  | µg/l | 98%      |
| Copper     | 1,63           | 0,03      | 3,32   | 0,21 | µg/l | 204%     |
| Manganese  | 55,9           | 0,2       | 54     | 3,6  | µg/l | 97%      |
| Molybdenum | 2,32           | 0,04      | 2,27   | 0,3  | µg/l | 98%      |
| Nickel     | 2,01           | 0,03      | 1,99   | 0,12 | µg/l | 99%      |
| Selenium   | 0,76           | 0,03      | 0,82   | 0,29 | µg/l | 108%     |
| Strontium  | 465            | 4         | 461    | 51   | µg/l | 99%      |
| Uranium    | 4,18           | 0,03      | 4,09   | 1,5  | µg/l | 98%      |
| Zinc       | 11,1           | 0,7       | 10,7   | 0,93 | µg/l | 96%      |
| Tin        | 1,10           | 0,02      | 1,11   | 0,12 | µg/l | 101%     |



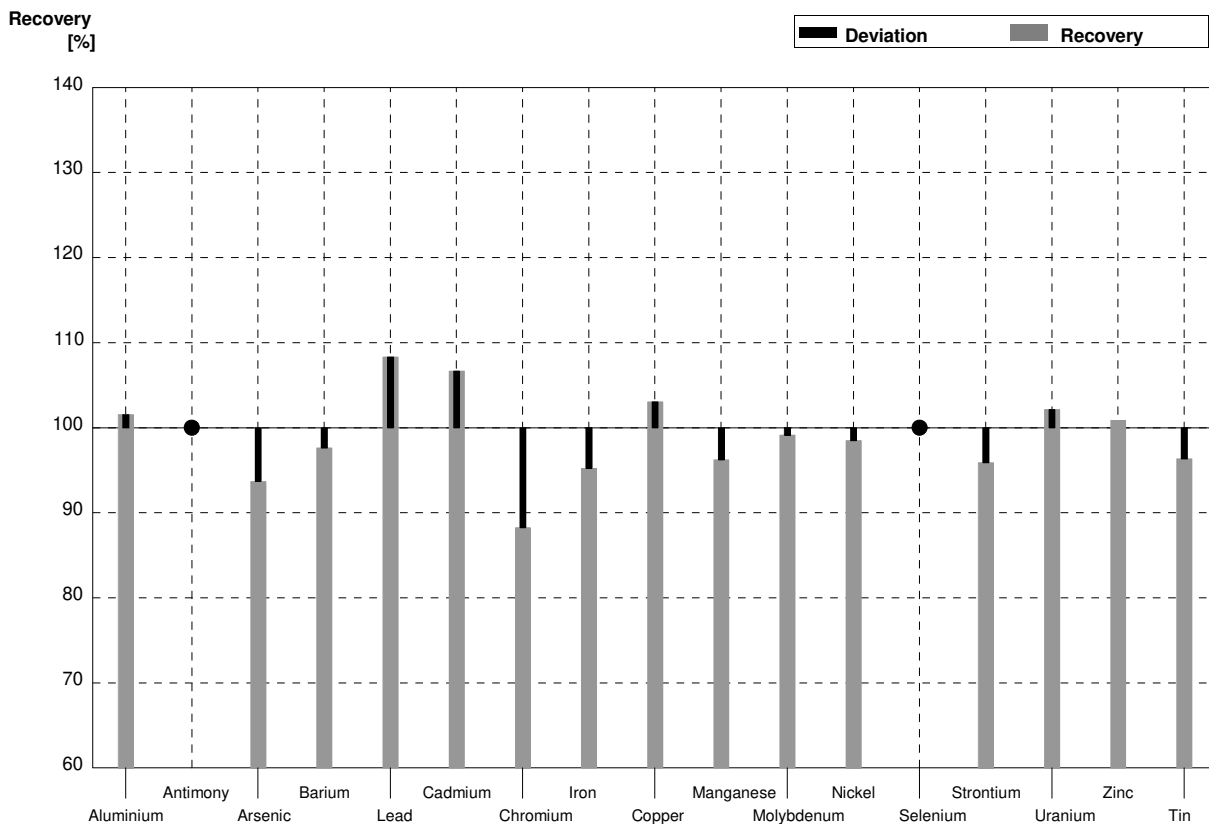
**Sample M179B**  
**Laboratory X**

| Parameter  | Assigned value | $\pm U (k=2)$ | Result | $\pm$ | Unit            | Recovery |
|------------|----------------|---------------|--------|-------|-----------------|----------|
| Aluminium  | 47,9           | 0,3           | 45,3   | 5,4   | $\mu\text{g/l}$ | 95%      |
| Antimony   | 1,596          | 0,017         | 1,50   | 0,46  | $\mu\text{g/l}$ | 94%      |
| Arsenic    | 0,72           | 0,02          | 0,69   | 0,04  | $\mu\text{g/l}$ | 96%      |
| Barium     | 27,16          | 0,13          | 25,4   | 1,7   | $\mu\text{g/l}$ | 94%      |
| Lead       | 3,65           | 0,07          | 3,53   | 0,4   | $\mu\text{g/l}$ | 97%      |
| Cadmium    | 0,301          | 0,005         | 0,304  | 0,03  | $\mu\text{g/l}$ | 101%     |
| Chromium   | 5,05           | 0,03          | 4,70   | 0,75  | $\mu\text{g/l}$ | 93%      |
| Iron       | 25,52          | 0,17          | 25,1   | 1,7   | $\mu\text{g/l}$ | 98%      |
| Copper     | 7,08           | 0,05          | 6,36   | 0,41  | $\mu\text{g/l}$ | 90%      |
| Manganese  | 38,40          | 0,18          | 37,4   | 2,5   | $\mu\text{g/l}$ | 97%      |
| Molybdenum | 6,47           | 0,06          | 6,37   | 0,9   | $\mu\text{g/l}$ | 98%      |
| Nickel     | 5,64           | 0,04          | 5,39   | 0,33  | $\mu\text{g/l}$ | 96%      |
| Selenium   | 2,12           | 0,05          | 2,02   | 0,71  | $\mu\text{g/l}$ | 95%      |
| Strontium  | 565            | 5             | 559    | 61    | $\mu\text{g/l}$ | 99%      |
| Uranium    | 3,10           | 0,03          | 2,98   | 1,1   | $\mu\text{g/l}$ | 96%      |
| Zinc       | 29,5           | 0,9           | 27,5   | 2,4   | $\mu\text{g/l}$ | 93%      |
| Tin        | 1,79           | 0,02          | 1,59   | 0,17  | $\mu\text{g/l}$ | 89%      |



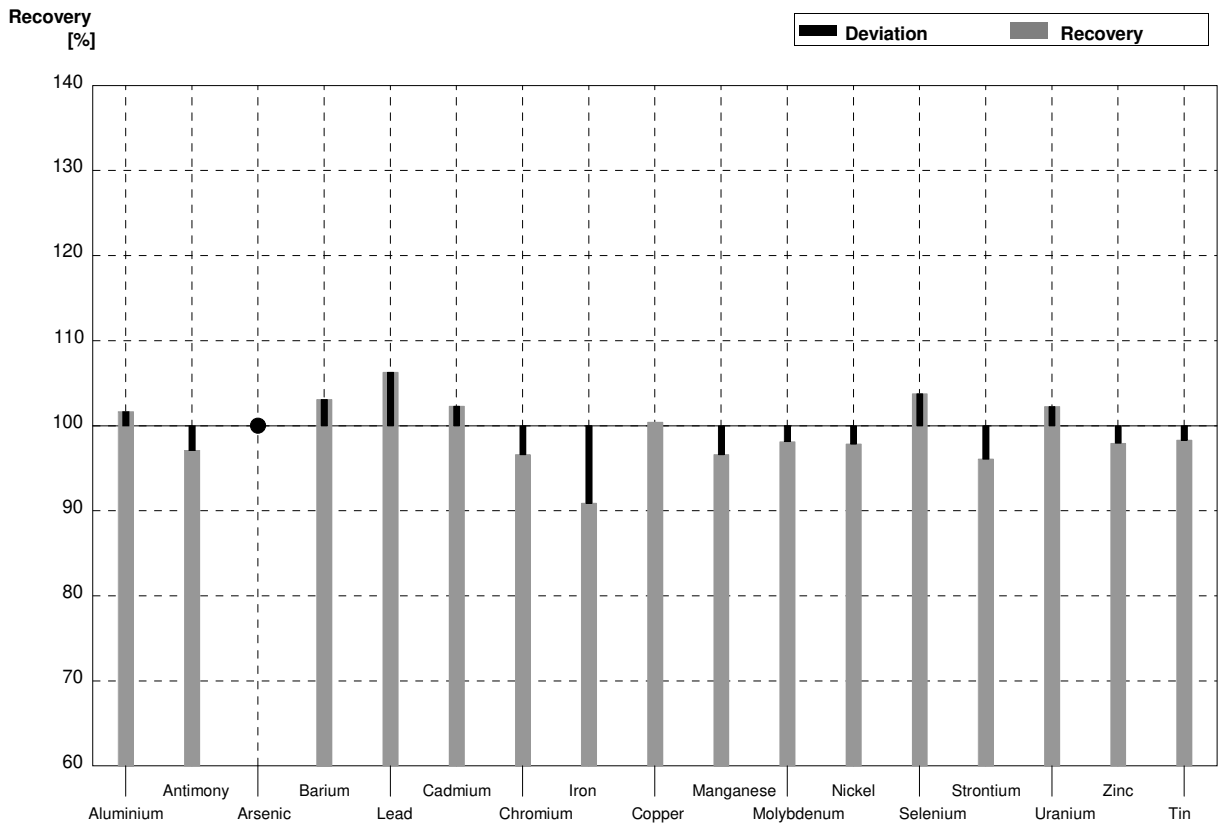
**Sample M179A**  
**Laboratory Y**

| Parameter  | Assigned value | $\pm U (k=2)$ | Result | $\pm$ | Unit            | Recovery |
|------------|----------------|---------------|--------|-------|-----------------|----------|
| Aluminium  | 50,7           | 0,3           | 51,5   | 9,27  | $\mu\text{g/l}$ | 102%     |
| Antimony   | 0,595          | 0,016         | <1     |       | $\mu\text{g/l}$ | •        |
| Arsenic    | 1,910          | 0,015         | 1,79   | 0,322 | $\mu\text{g/l}$ | 94%      |
| Barium     | 42,19          | 0,17          | 41,2   | 7,42  | $\mu\text{g/l}$ | 98%      |
| Lead       | 5,64           | 0,14          | 6,11   | 1,10  | $\mu\text{g/l}$ | 108%     |
| Cadmium    | 0,913          | 0,010         | 0,974  | 0,175 | $\mu\text{g/l}$ | 107%     |
| Chromium   | 2,549          | 0,018         | 2,25   | 0,405 | $\mu\text{g/l}$ | 88%      |
| Iron       | 75,9           | 0,3           | 72,3   | 13,0  | $\mu\text{g/l}$ | 95%      |
| Copper     | 1,63           | 0,03          | 1,68   | 0,302 | $\mu\text{g/l}$ | 103%     |
| Manganese  | 55,9           | 0,2           | 53,8   | 9,68  | $\mu\text{g/l}$ | 96%      |
| Molybdenum | 2,32           | 0,04          | 2,30   | 0,414 | $\mu\text{g/l}$ | 99%      |
| Nickel     | 2,01           | 0,03          | 1,98   | 0,356 | $\mu\text{g/l}$ | 99%      |
| Selenium   | 0,76           | 0,03          | <1     |       | $\mu\text{g/l}$ | •        |
| Strontium  | 465            | 4             | 446    | 80,3  | $\mu\text{g/l}$ | 96%      |
| Uranium    | 4,18           | 0,03          | 4,27   | 0,769 | $\mu\text{g/l}$ | 102%     |
| Zinc       | 11,1           | 0,7           | 11,2   | 2,02  | $\mu\text{g/l}$ | 101%     |
| Tin        | 1,10           | 0,02          | 1,06   | 0,191 | $\mu\text{g/l}$ | 96%      |



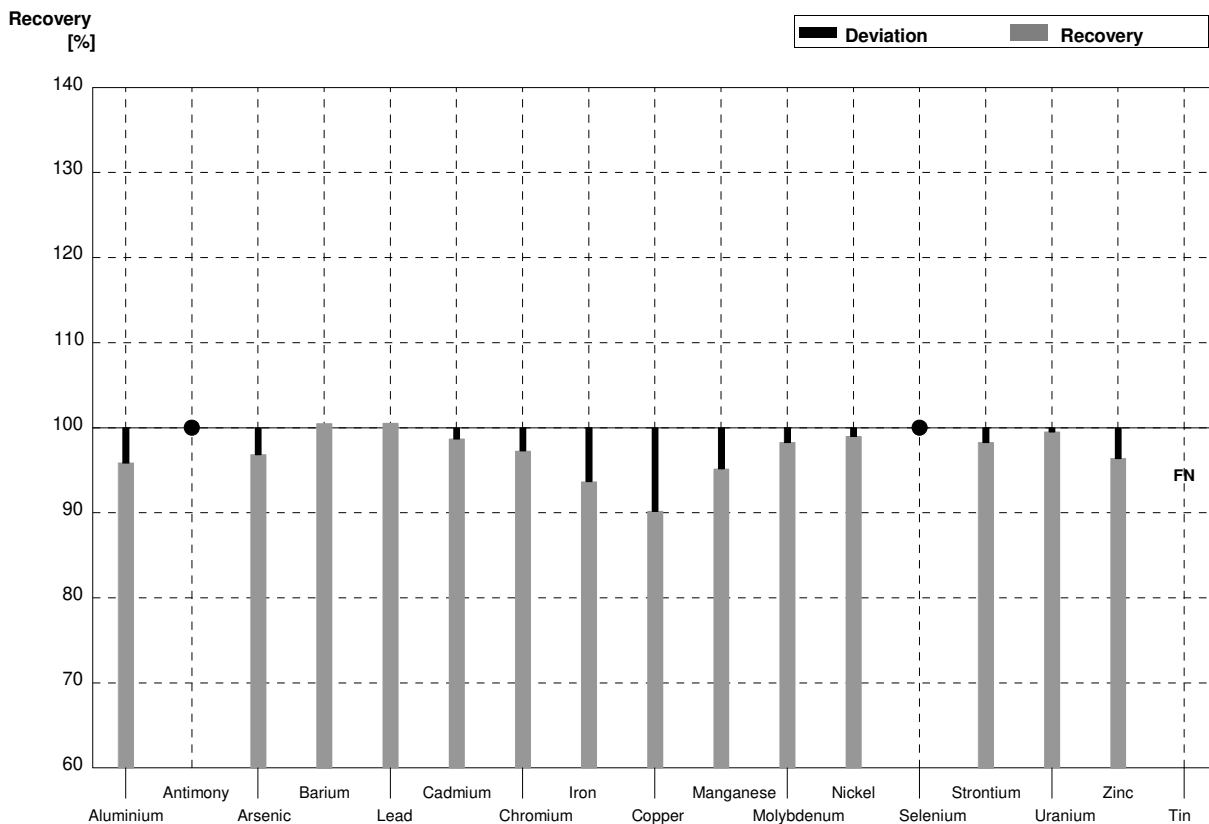
**Sample M179B**  
**Laboratory Y**

| Parameter  | Assigned value | $\pm U (k=2)$ | Result | $\pm$ | Unit            | Recovery |
|------------|----------------|---------------|--------|-------|-----------------|----------|
| Aluminium  | 47,9           | 0,3           | 48,7   | 8,77  | $\mu\text{g/l}$ | 102%     |
| Antimony   | 1,596          | 0,017         | 1,55   | 0,279 | $\mu\text{g/l}$ | 97%      |
| Arsenic    | 0,72           | 0,02          | <1     |       | $\mu\text{g/l}$ | •        |
| Barium     | 27,16          | 0,13          | 28,0   | 5,04  | $\mu\text{g/l}$ | 103%     |
| Lead       | 3,65           | 0,07          | 3,88   | 0,698 | $\mu\text{g/l}$ | 106%     |
| Cadmium    | 0,301          | 0,005         | 0,308  | 0,055 | $\mu\text{g/l}$ | 102%     |
| Chromium   | 5,05           | 0,03          | 4,88   | 0,878 | $\mu\text{g/l}$ | 97%      |
| Iron       | 25,52          | 0,17          | 23,2   | 4,18  | $\mu\text{g/l}$ | 91%      |
| Copper     | 7,08           | 0,05          | 7,11   | 1,28  | $\mu\text{g/l}$ | 100%     |
| Manganese  | 38,40          | 0,18          | 37,1   | 6,68  | $\mu\text{g/l}$ | 97%      |
| Molybdenum | 6,47           | 0,06          | 6,35   | 1,14  | $\mu\text{g/l}$ | 98%      |
| Nickel     | 5,64           | 0,04          | 5,52   | 0,994 | $\mu\text{g/l}$ | 98%      |
| Selenium   | 2,12           | 0,05          | 2,20   | 0,396 | $\mu\text{g/l}$ | 104%     |
| Strontium  | 565            | 5             | 543    | 97,7  | $\mu\text{g/l}$ | 96%      |
| Uranium    | 3,10           | 0,03          | 3,17   | 0,571 | $\mu\text{g/l}$ | 102%     |
| Zinc       | 29,5           | 0,9           | 28,9   | 5,20  | $\mu\text{g/l}$ | 98%      |
| Tin        | 1,79           | 0,02          | 1,76   | 0,317 | $\mu\text{g/l}$ | 98%      |



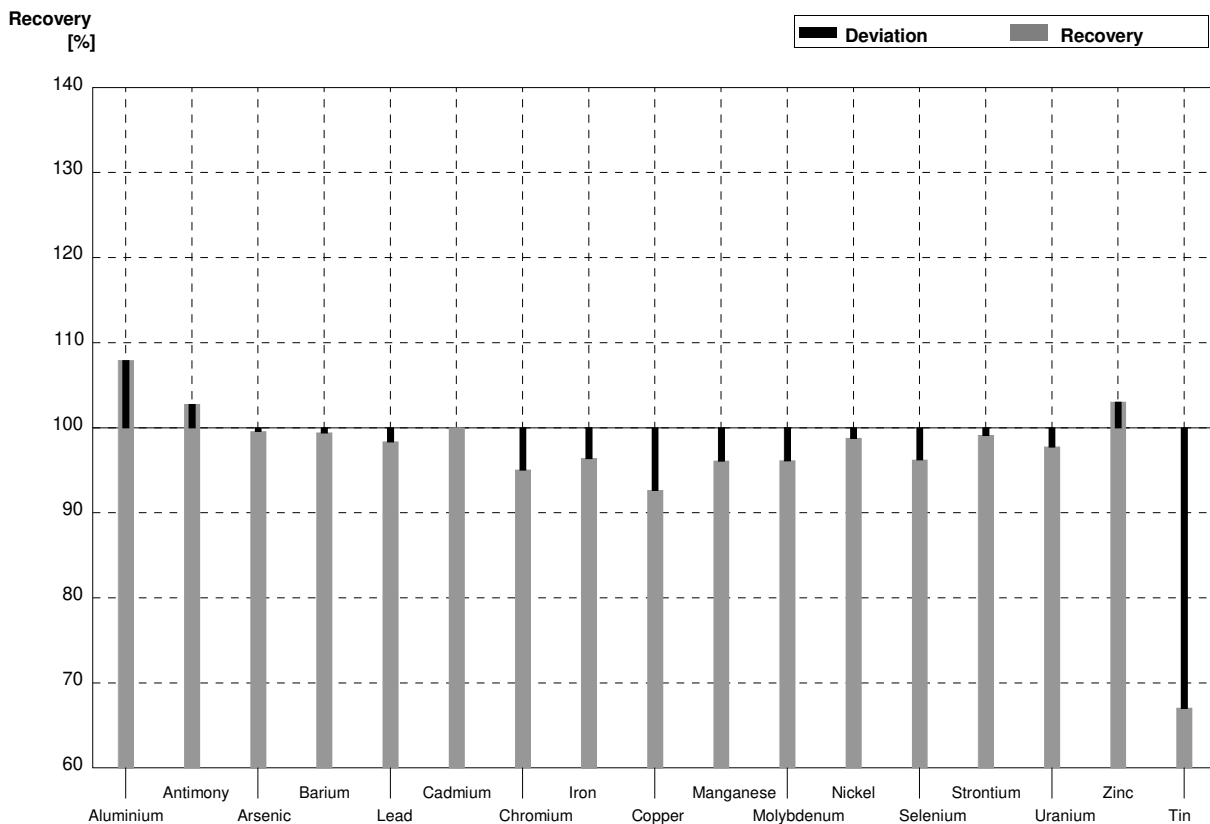
**Sample M179A**  
**Laboratory Z**

| Parameter  | Assigned value | ± U (k=2) | Result | ±    | Unit | Recovery |
|------------|----------------|-----------|--------|------|------|----------|
| Aluminium  | 50,7           | 0,3       | 48,6   | 9,7  | µg/l | 96%      |
| Antimony   | 0,595          | 0,016     | <1,0   |      | µg/l | •        |
| Arsenic    | 1,910          | 0,015     | 1,85   | 0,28 | µg/l | 97%      |
| Barium     | 42,19          | 0,17      | 42,4   | 5,1  | µg/l | 100%     |
| Lead       | 5,64           | 0,14      | 5,67   | 0,68 | µg/l | 101%     |
| Cadmium    | 0,913          | 0,010     | 0,901  | 0,11 | µg/l | 99%      |
| Chromium   | 2,549          | 0,018     | 2,48   | 0,37 | µg/l | 97%      |
| Iron       | 75,9           | 0,3       | 71,1   | 11   | µg/l | 94%      |
| Copper     | 1,63           | 0,03      | 1,47   | 0,18 | µg/l | 90%      |
| Manganese  | 55,9           | 0,2       | 53,2   | 6,4  | µg/l | 95%      |
| Molybdenum | 2,32           | 0,04      | 2,28   | 0,27 | µg/l | 98%      |
| Nickel     | 2,01           | 0,03      | 1,99   | 0,22 | µg/l | 99%      |
| Selenium   | 0,76           | 0,03      | <1,0   |      | µg/l | •        |
| Strontium  | 465            | 4         | 457    | 69   | µg/l | 98%      |
| Uranium    | 4,18           | 0,03      | 4,16   | 0,62 | µg/l | 100%     |
| Zinc       | 11,1           | 0,7       | 10,7   | 1,6  | µg/l | 96%      |
| Tin        | 1,10           | 0,02      | <1,0   |      | µg/l | FN       |



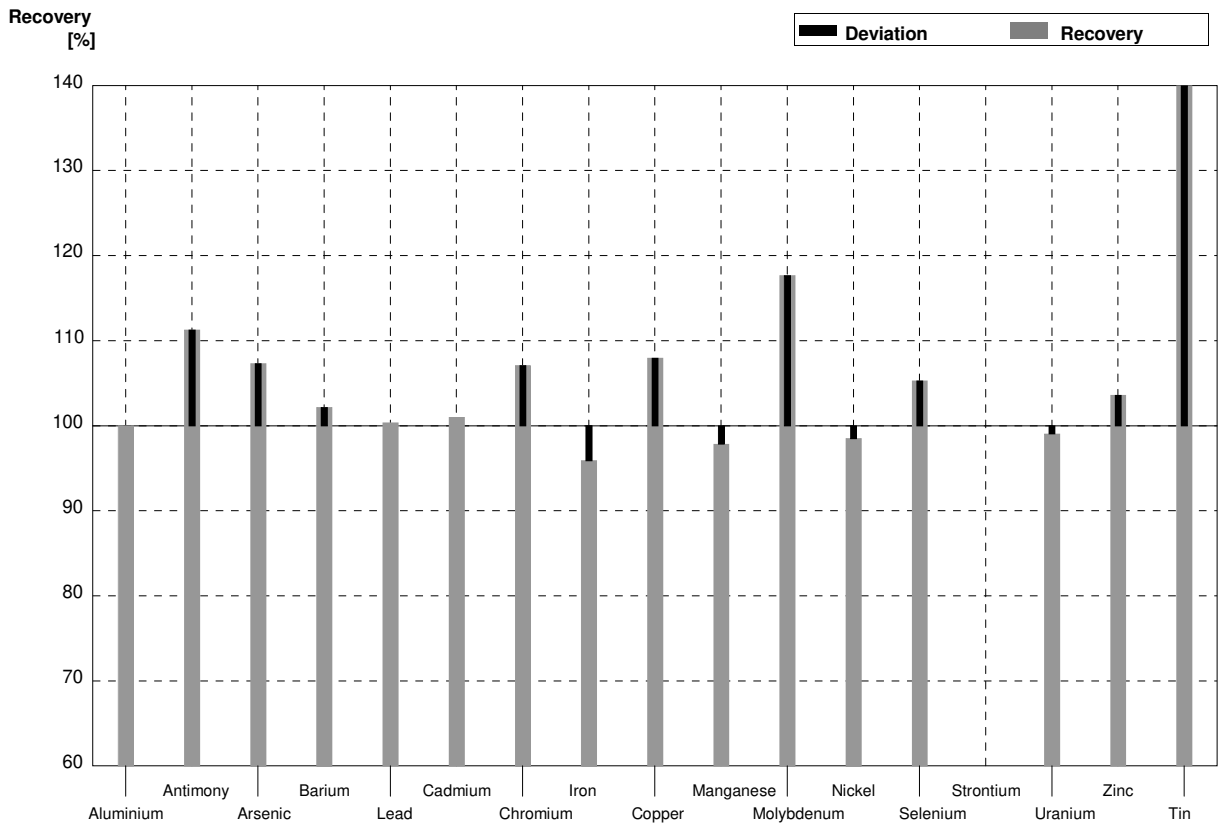
**Sample M179B**  
**Laboratory Z**

| Parameter  | Assigned value | $\pm U (k=2)$ | Result | $\pm$ | Unit            | Recovery |
|------------|----------------|---------------|--------|-------|-----------------|----------|
| Aluminium  | 47,9           | 0,3           | 51,7   | 10    | $\mu\text{g/l}$ | 108%     |
| Antimony   | 1,596          | 0,017         | 1,64   | 0,25  | $\mu\text{g/l}$ | 103%     |
| Arsenic    | 0,72           | 0,02          | 0,717  | 0,11  | $\mu\text{g/l}$ | 100%     |
| Barium     | 27,16          | 0,13          | 27,0   | 3,2   | $\mu\text{g/l}$ | 99%      |
| Lead       | 3,65           | 0,07          | 3,59   | 0,43  | $\mu\text{g/l}$ | 98%      |
| Cadmium    | 0,301          | 0,005         | 0,301  | 0,036 | $\mu\text{g/l}$ | 100%     |
| Chromium   | 5,05           | 0,03          | 4,80   | 0,72  | $\mu\text{g/l}$ | 95%      |
| Iron       | 25,52          | 0,17          | 24,6   | 3,7   | $\mu\text{g/l}$ | 96%      |
| Copper     | 7,08           | 0,05          | 6,56   | 0,79  | $\mu\text{g/l}$ | 93%      |
| Manganese  | 38,40          | 0,18          | 36,9   | 4,4   | $\mu\text{g/l}$ | 96%      |
| Molybdenum | 6,47           | 0,06          | 6,22   | 0,75  | $\mu\text{g/l}$ | 96%      |
| Nickel     | 5,64           | 0,04          | 5,57   | 0,61  | $\mu\text{g/l}$ | 99%      |
| Selenium   | 2,12           | 0,05          | 2,04   | 0,31  | $\mu\text{g/l}$ | 96%      |
| Strontium  | 565            | 5             | 560    | 84    | $\mu\text{g/l}$ | 99%      |
| Uranium    | 3,10           | 0,03          | 3,03   | 0,45  | $\mu\text{g/l}$ | 98%      |
| Zinc       | 29,5           | 0,9           | 30,4   | 4,6   | $\mu\text{g/l}$ | 103%     |
| Tin        | 1,79           | 0,02          | 1,20   | 0,18  | $\mu\text{g/l}$ | 67%      |



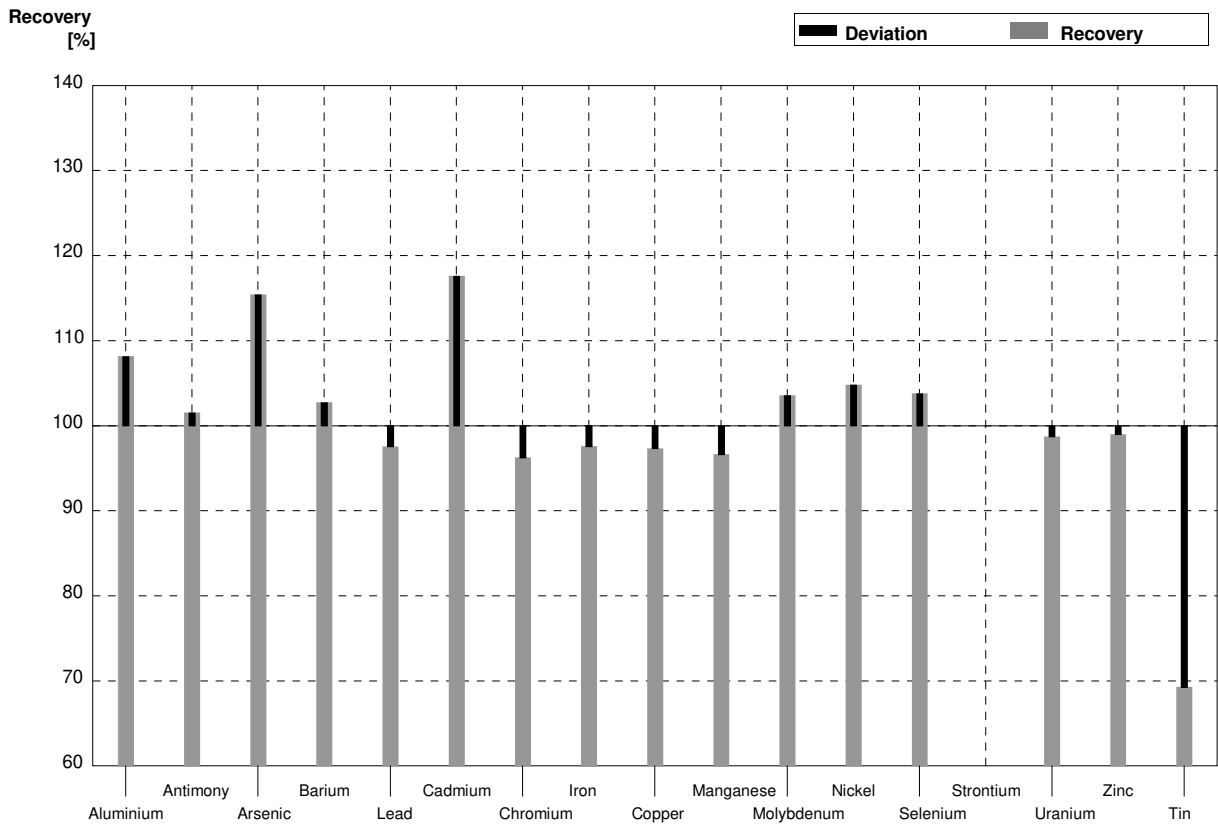
**Sample M179A**  
**Laboratory AA**

| Parameter  | Assigned value | $\pm U (k=2)$ | Result | $\pm$ | Unit            | Recovery |
|------------|----------------|---------------|--------|-------|-----------------|----------|
| Aluminium  | 50,7           | 0,3           | 50,7   | 5,83  | $\mu\text{g/l}$ | 100%     |
| Antimony   | 0,595          | 0,016         | 0,662  |       | $\mu\text{g/l}$ | 111%     |
| Arsenic    | 1,910          | 0,015         | 2,05   | 0,20  | $\mu\text{g/l}$ | 107%     |
| Barium     | 42,19          | 0,17          | 43,1   | 3,19  | $\mu\text{g/l}$ | 102%     |
| Lead       | 5,64           | 0,14          | 5,66   | 0,70  | $\mu\text{g/l}$ | 100%     |
| Cadmium    | 0,913          | 0,010         | 0,922  |       | $\mu\text{g/l}$ | 101%     |
| Chromium   | 2,549          | 0,018         | 2,73   |       | $\mu\text{g/l}$ | 107%     |
| Iron       | 75,9           | 0,3           | 72,8   | 5,13  | $\mu\text{g/l}$ | 96%      |
| Copper     | 1,63           | 0,03          | 1,76   |       | $\mu\text{g/l}$ | 108%     |
| Manganese  | 55,9           | 0,2           | 54,7   | 3,86  | $\mu\text{g/l}$ | 98%      |
| Molybdenum | 2,32           | 0,04          | 2,73   |       | $\mu\text{g/l}$ | 118%     |
| Nickel     | 2,01           | 0,03          | 1,98   | 0,12  | $\mu\text{g/l}$ | 99%      |
| Selenium   | 0,76           | 0,03          | 0,80   |       | $\mu\text{g/l}$ | 105%     |
| Strontium  | 465            | 4             |        |       | $\mu\text{g/l}$ |          |
| Uranium    | 4,18           | 0,03          | 4,14   | 0,36  | $\mu\text{g/l}$ | 99%      |
| Zinc       | 11,1           | 0,7           | 11,5   | 2,94  | $\mu\text{g/l}$ | 104%     |
| Tin        | 1,10           | 0,02          | 2,17   |       | $\mu\text{g/l}$ | 197%     |



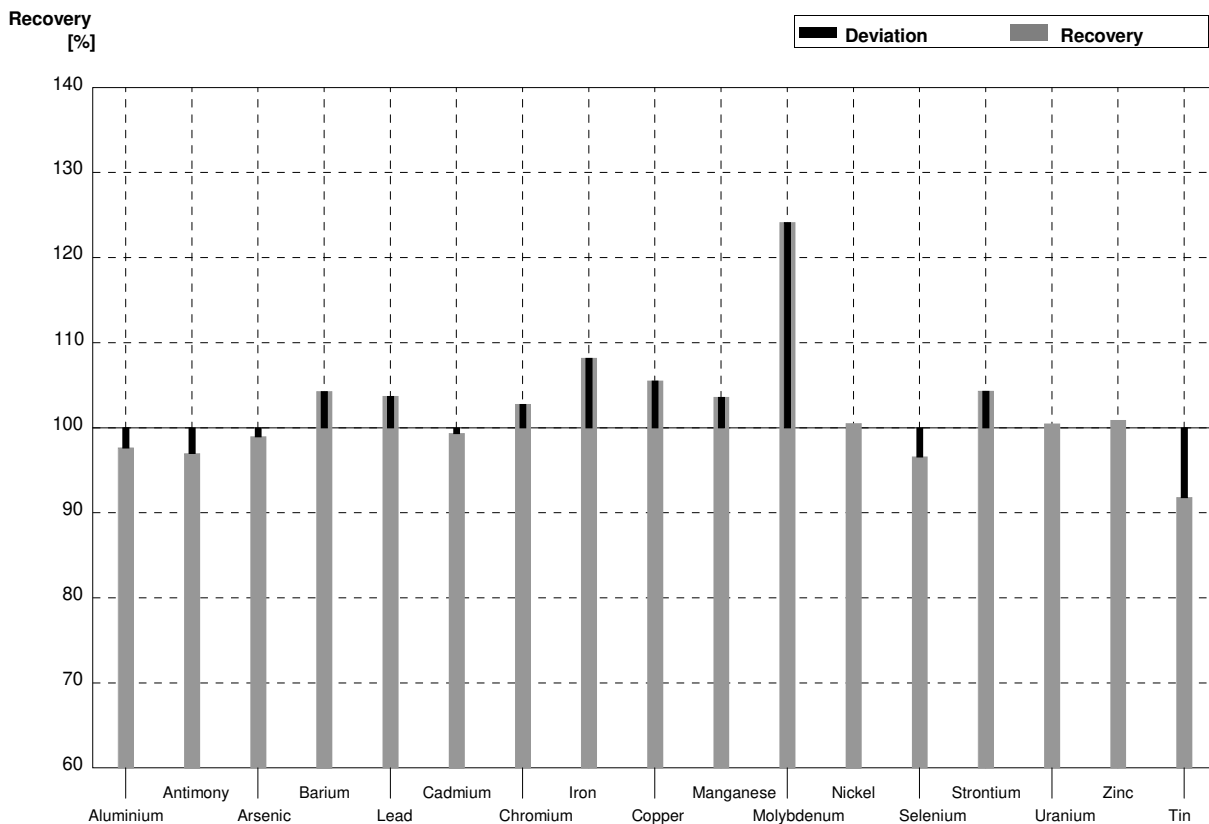
**Sample M179B**  
**Laboratory AA**

| Parameter  | Assigned value | ± U (k=2) | Result | ±    | Unit | Recovery |
|------------|----------------|-----------|--------|------|------|----------|
| Aluminium  | 47,9           | 0,3       | 51,8   | 8,14 | µg/l | 108%     |
| Antimony   | 1,596          | 0,017     | 1,62   | 0,09 | µg/l | 102%     |
| Arsenic    | 0,72           | 0,02      | 0,831  |      | µg/l | 115%     |
| Barium     | 27,16          | 0,13      | 27,9   | 2,01 | µg/l | 103%     |
| Lead       | 3,65           | 0,07      | 3,56   | 0,42 | µg/l | 98%      |
| Cadmium    | 0,301          | 0,005     | 0,354  |      | µg/l | 118%     |
| Chromium   | 5,05           | 0,03      | 4,86   |      | µg/l | 96%      |
| Iron       | 25,52          | 0,17      | 24,9   | 1,64 | µg/l | 98%      |
| Copper     | 7,08           | 0,05      | 6,89   | 0,72 | µg/l | 97%      |
| Manganese  | 38,40          | 0,18      | 37,1   | 2,35 | µg/l | 97%      |
| Molybdenum | 6,47           | 0,06      | 6,70   | 2,46 | µg/l | 104%     |
| Nickel     | 5,64           | 0,04      | 5,91   | 0,79 | µg/l | 105%     |
| Selenium   | 2,12           | 0,05      | 2,20   | 0,35 | µg/l | 104%     |
| Strontium  | 565            | 5         |        |      | µg/l |          |
| Uranium    | 3,10           | 0,03      | 3,06   | 0,27 | µg/l | 99%      |
| Zinc       | 29,5           | 0,9       | 29,2   | 4,51 | µg/l | 99%      |
| Tin        | 1,79           | 0,02      | 1,24   |      | µg/l | 69%      |



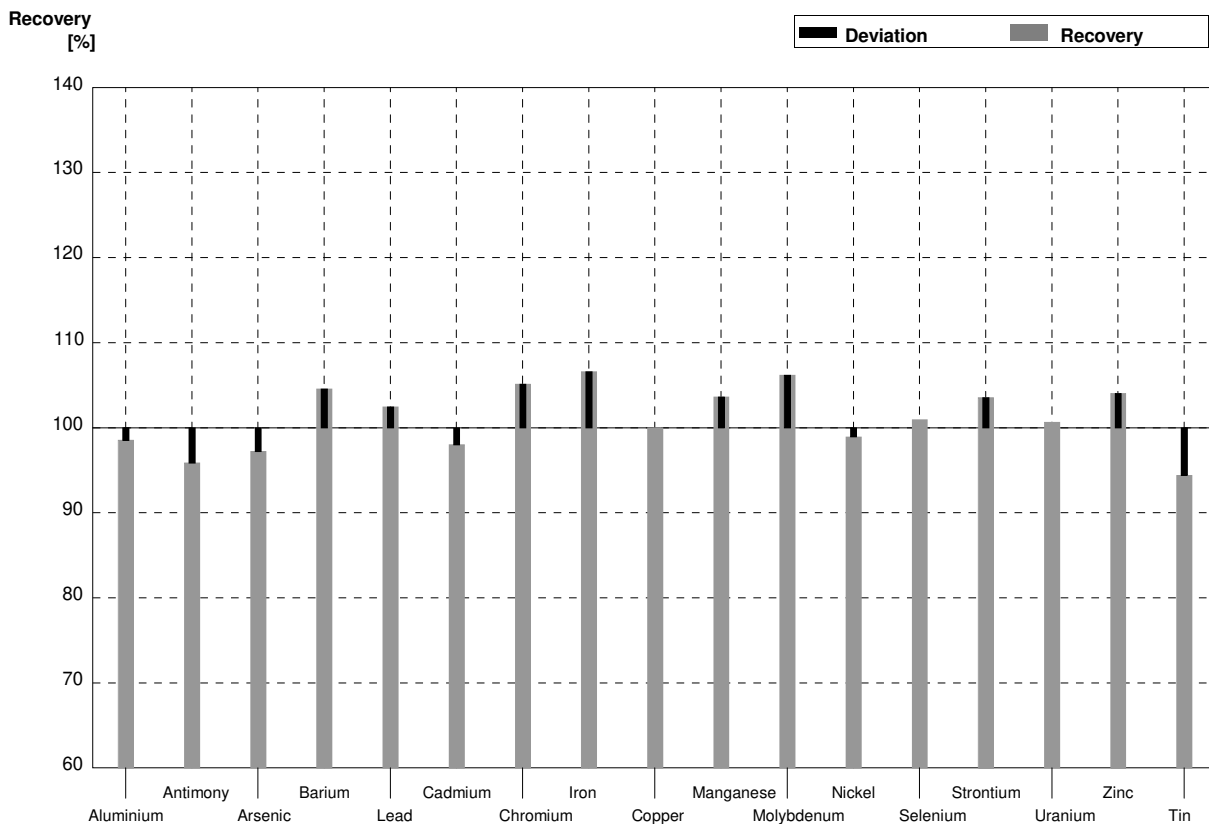
**Sample M179A**  
**Laboratory AB**

| Parameter  | Assigned value | $\pm U (k=2)$ | Result | $\pm$ | Unit            | Recovery |
|------------|----------------|---------------|--------|-------|-----------------|----------|
| Aluminium  | 50,7           | 0,3           | 49,5   | 5,7   | $\mu\text{g/l}$ | 98%      |
| Antimony   | 0,595          | 0,016         | 0,577  | 0,046 | $\mu\text{g/l}$ | 97%      |
| Arsenic    | 1,910          | 0,015         | 1,89   | 0,14  | $\mu\text{g/l}$ | 99%      |
| Barium     | 42,19          | 0,17          | 44,0   | 2,6   | $\mu\text{g/l}$ | 104%     |
| Lead       | 5,64           | 0,14          | 5,85   | 0,25  | $\mu\text{g/l}$ | 104%     |
| Cadmium    | 0,913          | 0,010         | 0,907  | 0,066 | $\mu\text{g/l}$ | 99%      |
| Chromium   | 2,549          | 0,018         | 2,62   | 0,13  | $\mu\text{g/l}$ | 103%     |
| Iron       | 75,9           | 0,3           | 82,1   | 8,7   | $\mu\text{g/l}$ | 108%     |
| Copper     | 1,63           | 0,03          | 1,72   | 0,08  | $\mu\text{g/l}$ | 106%     |
| Manganese  | 55,9           | 0,2           | 57,9   | 6,2   | $\mu\text{g/l}$ | 104%     |
| Molybdenum | 2,32           | 0,04          | 2,88   | 0,33  | $\mu\text{g/l}$ | 124%     |
| Nickel     | 2,01           | 0,03          | 2,02   | 0,10  | $\mu\text{g/l}$ | 100%     |
| Selenium   | 0,76           | 0,03          | 0,734  | 0,047 | $\mu\text{g/l}$ | 97%      |
| Strontium  | 465            | 4             | 485    | 37    | $\mu\text{g/l}$ | 104%     |
| Uranium    | 4,18           | 0,03          | 4,20   | 0,39  | $\mu\text{g/l}$ | 100%     |
| Zinc       | 11,1           | 0,7           | 11,2   | 0,5   | $\mu\text{g/l}$ | 101%     |
| Tin        | 1,10           | 0,02          | 1,01   | 0,09  | $\mu\text{g/l}$ | 92%      |



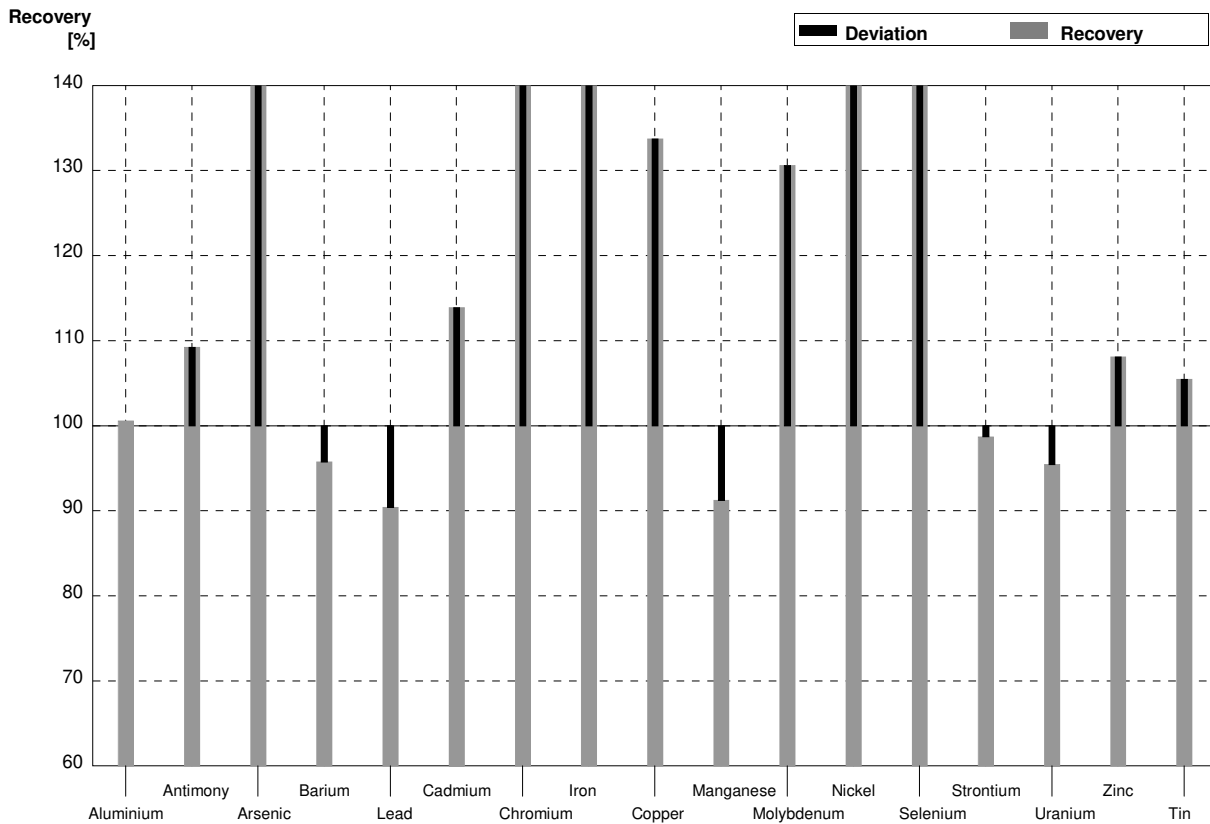
**Sample M179B**  
**Laboratory AB**

| Parameter  | Assigned value | ± U (k=2) | Result | ±     | Unit | Recovery |
|------------|----------------|-----------|--------|-------|------|----------|
| Aluminium  | 47,9           | 0,3       | 47,2   | 5,42  | µg/l | 99%      |
| Antimony   | 1,596          | 0,017     | 1,53   | 0,122 | µg/l | 96%      |
| Arsenic    | 0,72           | 0,02      | 0,70   | 0,05  | µg/l | 97%      |
| Barium     | 27,16          | 0,13      | 28,4   | 1,68  | µg/l | 105%     |
| Lead       | 3,65           | 0,07      | 3,74   | 0,16  | µg/l | 102%     |
| Cadmium    | 0,301          | 0,005     | 0,295  | 0,021 | µg/l | 98%      |
| Chromium   | 5,05           | 0,03      | 5,31   | 0,27  | µg/l | 105%     |
| Iron       | 25,52          | 0,17      | 27,2   | 2,9   | µg/l | 107%     |
| Copper     | 7,08           | 0,05      | 7,08   | 0,31  | µg/l | 100%     |
| Manganese  | 38,40          | 0,18      | 39,8   | 4,3   | µg/l | 104%     |
| Molybdenum | 6,47           | 0,06      | 6,87   | 0,78  | µg/l | 106%     |
| Nickel     | 5,64           | 0,04      | 5,58   | 0,28  | µg/l | 99%      |
| Selenium   | 2,12           | 0,05      | 2,14   | 0,14  | µg/l | 101%     |
| Strontium  | 565            | 5         | 585    | 45    | µg/l | 104%     |
| Uranium    | 3,10           | 0,03      | 3,12   | 0,29  | µg/l | 101%     |
| Zinc       | 29,5           | 0,9       | 30,7   | 1,5   | µg/l | 104%     |
| Tin        | 1,79           | 0,02      | 1,69   | 0,13  | µg/l | 94%      |



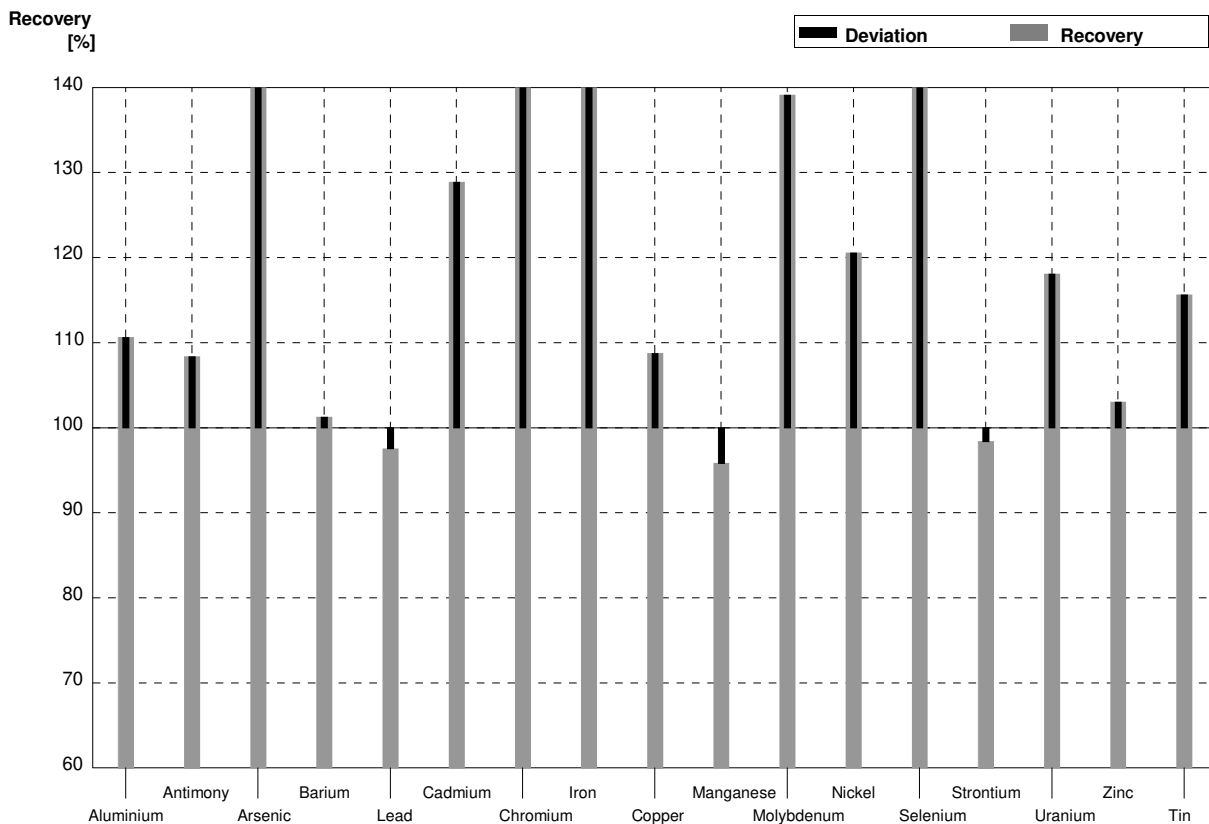
**Sample M179A**  
**Laboratory AC**

| Parameter  | Assigned value | $\pm U (k=2)$ | Result | $\pm$ | Unit            | Recovery |
|------------|----------------|---------------|--------|-------|-----------------|----------|
| Aluminium  | 50,7           | 0,3           | 51     |       | $\mu\text{g/l}$ | 101%     |
| Antimony   | 0,595          | 0,016         | 0,65   |       | $\mu\text{g/l}$ | 109%     |
| Arsenic    | 1,910          | 0,015         | 2,68   |       | $\mu\text{g/l}$ | 140%     |
| Barium     | 42,19          | 0,17          | 40,4   |       | $\mu\text{g/l}$ | 96%      |
| Lead       | 5,64           | 0,14          | 5,1    |       | $\mu\text{g/l}$ | 90%      |
| Cadmium    | 0,913          | 0,010         | 1,04   |       | $\mu\text{g/l}$ | 114%     |
| Chromium   | 2,549          | 0,018         | 5,3    |       | $\mu\text{g/l}$ | 208%     |
| Iron       | 75,9           | 0,3           | 1060   |       | $\mu\text{g/l}$ | 1397%    |
| Copper     | 1,63           | 0,03          | 2,18   |       | $\mu\text{g/l}$ | 134%     |
| Manganese  | 55,9           | 0,2           | 51     |       | $\mu\text{g/l}$ | 91%      |
| Molybdenum | 2,32           | 0,04          | 3,03   |       | $\mu\text{g/l}$ | 131%     |
| Nickel     | 2,01           | 0,03          | 2,95   |       | $\mu\text{g/l}$ | 147%     |
| Selenium   | 0,76           | 0,03          | 1,39   |       | $\mu\text{g/l}$ | 183%     |
| Strontium  | 465            | 4             | 459    |       | $\mu\text{g/l}$ | 99%      |
| Uranium    | 4,18           | 0,03          | 3,99   |       | $\mu\text{g/l}$ | 95%      |
| Zinc       | 11,1           | 0,7           | 12,0   |       | $\mu\text{g/l}$ | 108%     |
| Tin        | 1,10           | 0,02          | 1,16   |       | $\mu\text{g/l}$ | 105%     |



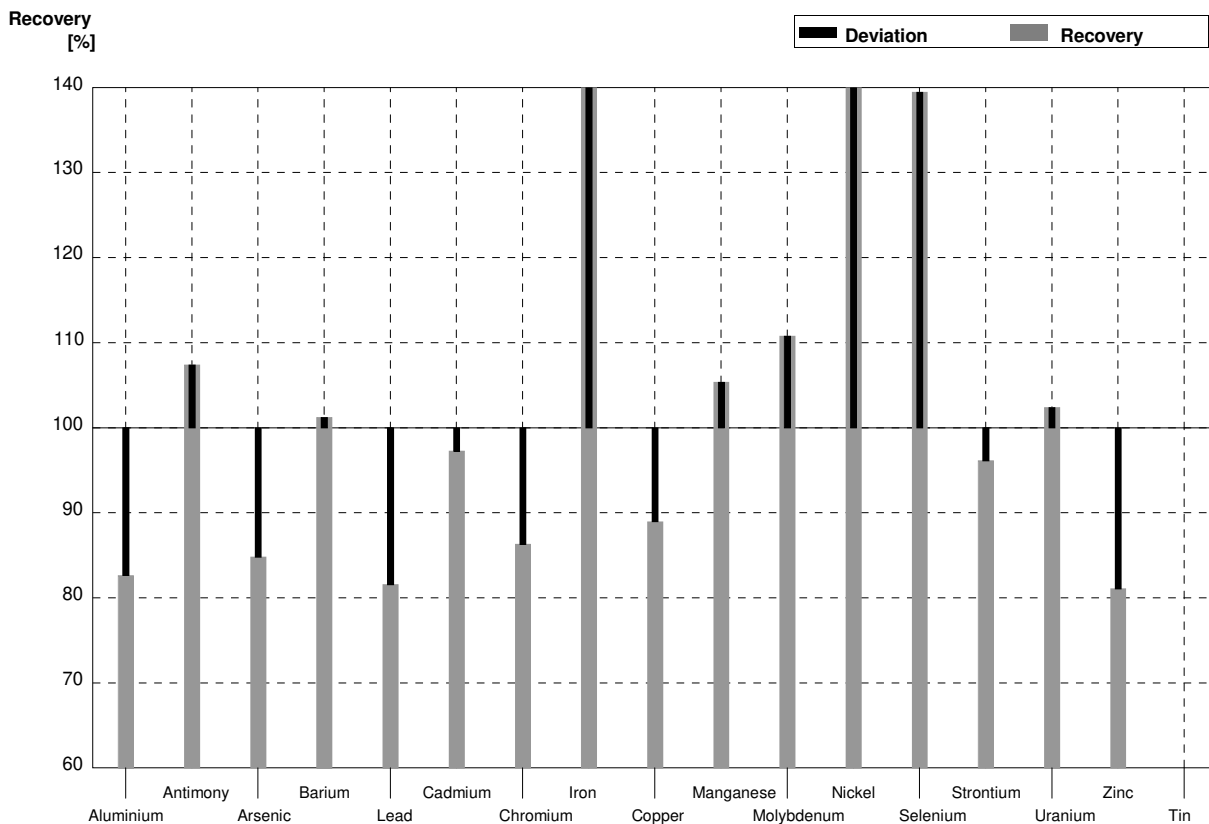
**Sample M179B**  
**Laboratory AC**

| Parameter  | Assigned value | ± U (k=2) | Result | ± | Unit | Recovery |
|------------|----------------|-----------|--------|---|------|----------|
| Aluminium  | 47,9           | 0,3       | 53     |   | µg/l | 111%     |
| Antimony   | 1,596          | 0,017     | 1,73   |   | µg/l | 108%     |
| Arsenic    | 0,72           | 0,02      | 1,08   |   | µg/l | 150%     |
| Barium     | 27,16          | 0,13      | 27,5   |   | µg/l | 101%     |
| Lead       | 3,65           | 0,07      | 3,56   |   | µg/l | 98%      |
| Cadmium    | 0,301          | 0,005     | 0,388  |   | µg/l | 129%     |
| Chromium   | 5,05           | 0,03      | 10,7   |   | µg/l | 212%     |
| Iron       | 25,52          | 0,17      | 1024   |   | µg/l | 4013%    |
| Copper     | 7,08           | 0,05      | 7,7    |   | µg/l | 109%     |
| Manganese  | 38,40          | 0,18      | 36,8   |   | µg/l | 96%      |
| Molybdenum | 6,47           | 0,06      | 9,0    |   | µg/l | 139%     |
| Nickel     | 5,64           | 0,04      | 6,8    |   | µg/l | 121%     |
| Selenium   | 2,12           | 0,05      | 3,45   |   | µg/l | 163%     |
| Strontium  | 565            | 5         | 556    |   | µg/l | 98%      |
| Uranium    | 3,10           | 0,03      | 3,66   |   | µg/l | 118%     |
| Zinc       | 29,5           | 0,9       | 30,4   |   | µg/l | 103%     |
| Tin        | 1,79           | 0,02      | 2,07   |   | µg/l | 116%     |



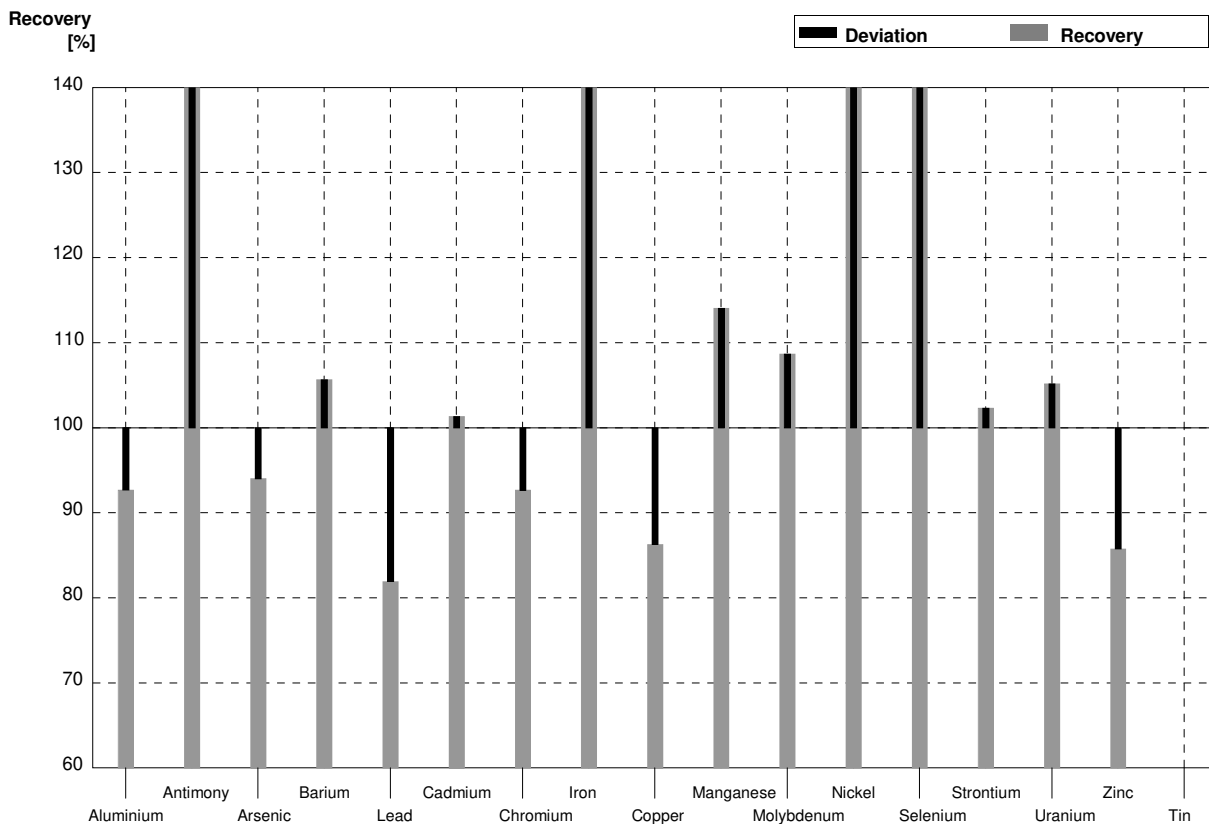
**Sample M179A**  
**Laboratory AD**

| Parameter  | Assigned value | ± U (k=2) | Result | ±    | Unit | Recovery |
|------------|----------------|-----------|--------|------|------|----------|
| Aluminium  | 50,7           | 0,3       | 41,9   | 10,5 | µg/l | 83%      |
| Antimony   | 0,595          | 0,016     | 0,639  | 0,16 | µg/l | 107%     |
| Arsenic    | 1,910          | 0,015     | 1,62   | 0,4  | µg/l | 85%      |
| Barium     | 42,19          | 0,17      | 42,7   | 10,7 | µg/l | 101%     |
| Lead       | 5,64           | 0,14      | 4,60   | 1,15 | µg/l | 82%      |
| Cadmium    | 0,913          | 0,010     | 0,888  | 0,22 | µg/l | 97%      |
| Chromium   | 2,549          | 0,018     | 2,20   | 0,55 | µg/l | 86%      |
| Iron       | 75,9           | 0,3       | 126    | 31,5 | µg/l | 166%     |
| Copper     | 1,63           | 0,03      | 1,45   | 0,36 | µg/l | 89%      |
| Manganese  | 55,9           | 0,2       | 58,9   | 14,7 | µg/l | 105%     |
| Molybdenum | 2,32           | 0,04      | 2,57   | 0,64 | µg/l | 111%     |
| Nickel     | 2,01           | 0,03      | 5,96   | 1,49 | µg/l | 297%     |
| Selenium   | 0,76           | 0,03      | 1,06   | 0,27 | µg/l | 139%     |
| Strontium  | 465            | 4         | 447    | 112  | µg/l | 96%      |
| Uranium    | 4,18           | 0,03      | 4,28   | 1,07 | µg/l | 102%     |
| Zinc       | 11,1           | 0,7       | 9,0    | 2,3  | µg/l | 81%      |
| Tin        | 1,10           | 0,02      |        |      | µg/l |          |



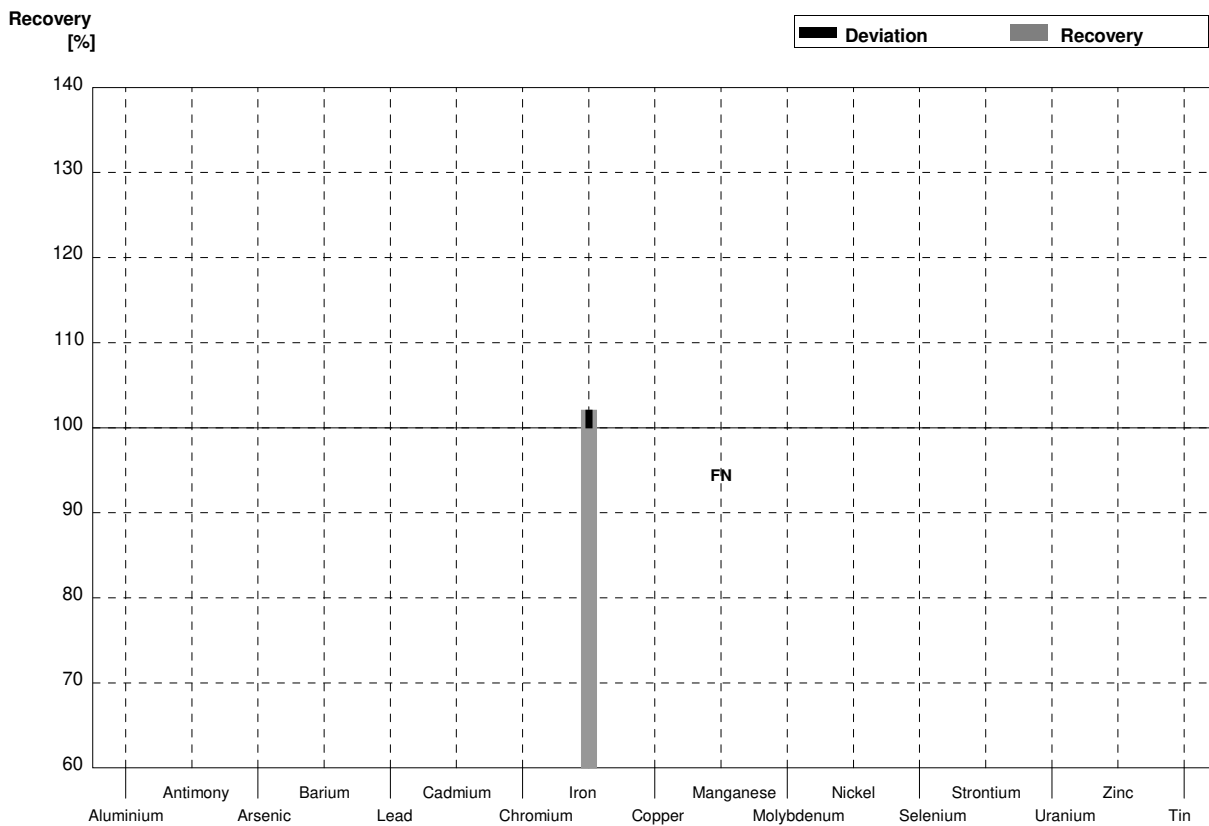
**Sample M179B**  
**Laboratory AD**

| Parameter  | Assigned value | ± U (k=2) | Result | ±     | Unit | Recovery |
|------------|----------------|-----------|--------|-------|------|----------|
| Aluminium  | 47,9           | 0,3       | 44,4   | 11,1  | µg/l | 93%      |
| Antimony   | 1,596          | 0,017     | 17,4   | 4,35  | µg/l | 1090%    |
| Arsenic    | 0,72           | 0,02      | 0,677  | 0,17  | µg/l | 94%      |
| Barium     | 27,16          | 0,13      | 28,7   | 7,18  | µg/l | 106%     |
| Lead       | 3,65           | 0,07      | 2,99   | 0,75  | µg/l | 82%      |
| Cadmium    | 0,301          | 0,005     | 0,305  | 0,076 | µg/l | 101%     |
| Chromium   | 5,05           | 0,03      | 4,68   | 1,17  | µg/l | 93%      |
| Iron       | 25,52          | 0,17      | 93,0   | 23,3  | µg/l | 364%     |
| Copper     | 7,08           | 0,05      | 6,11   | 1,53  | µg/l | 86%      |
| Manganese  | 38,40          | 0,18      | 43,8   | 10,9  | µg/l | 114%     |
| Molybdenum | 6,47           | 0,06      | 7,03   | 1,75  | µg/l | 109%     |
| Nickel     | 5,64           | 0,04      | 10,3   | 2,58  | µg/l | 183%     |
| Selenium   | 2,12           | 0,05      | 2,97   | 0,74  | µg/l | 140%     |
| Strontium  | 565            | 5         | 578    | 145   | µg/l | 102%     |
| Uranium    | 3,10           | 0,03      | 3,26   | 0,82  | µg/l | 105%     |
| Zinc       | 29,5           | 0,9       | 25,3   | 6,33  | µg/l | 86%      |
| Tin        | 1,79           | 0,02      |        |       | µg/l |          |



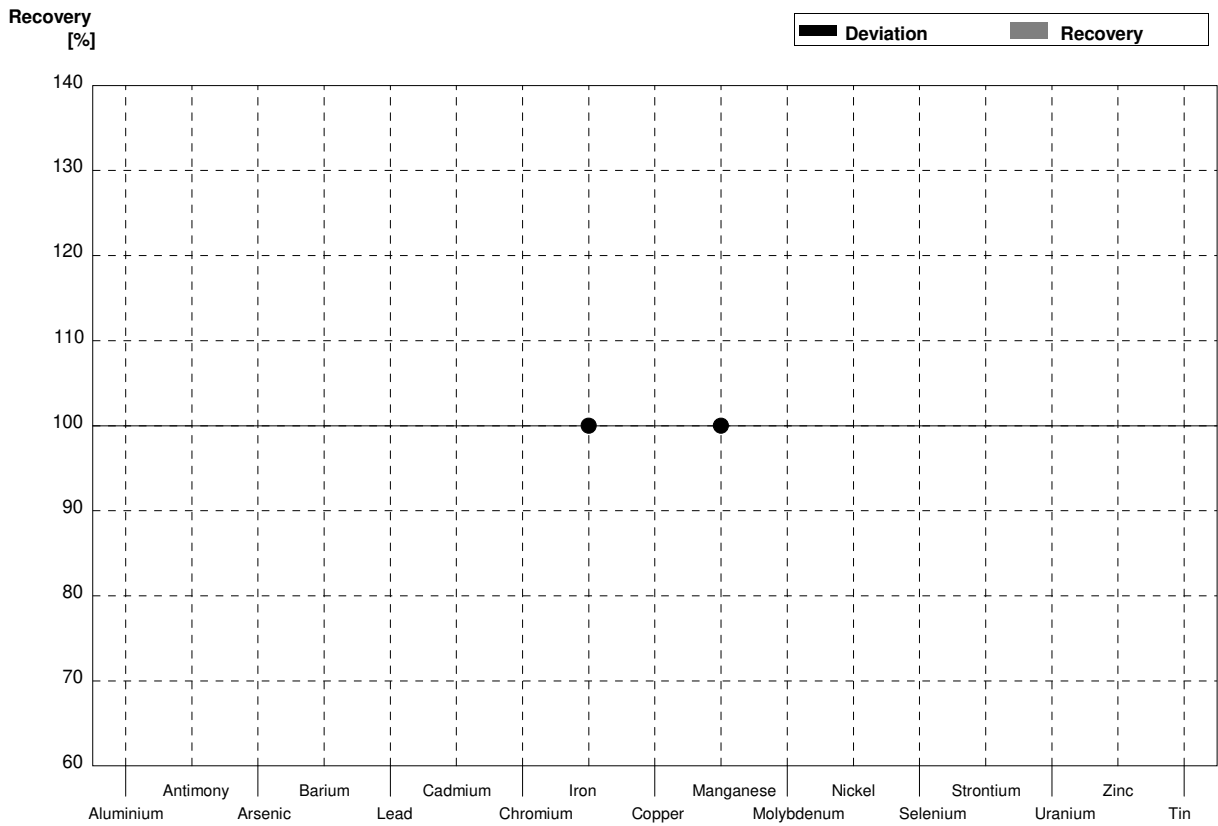
**Sample M179A**  
**Laboratory AE**

| Parameter  | Assigned value | $\pm U (k=2)$ | Result | $\pm$ | Unit            | Recovery |
|------------|----------------|---------------|--------|-------|-----------------|----------|
| Aluminium  | 50,7           | 0,3           |        |       | $\mu\text{g/l}$ |          |
| Antimony   | 0,595          | 0,016         |        |       | $\mu\text{g/l}$ |          |
| Arsenic    | 1,910          | 0,015         |        |       | $\mu\text{g/l}$ |          |
| Barium     | 42,19          | 0,17          |        |       | $\mu\text{g/l}$ |          |
| Lead       | 5,64           | 0,14          |        |       | $\mu\text{g/l}$ |          |
| Cadmium    | 0,913          | 0,010         |        |       | $\mu\text{g/l}$ |          |
| Chromium   | 2,549          | 0,018         |        |       | $\mu\text{g/l}$ |          |
| Iron       | 75,9           | 0,3           | 77,5   | 6,0   | $\mu\text{g/l}$ | 102%     |
| Copper     | 1,63           | 0,03          |        |       | $\mu\text{g/l}$ |          |
| Manganese  | 55,9           | 0,2           | <50    |       | $\mu\text{g/l}$ | FN       |
| Molybdenum | 2,32           | 0,04          |        |       | $\mu\text{g/l}$ |          |
| Nickel     | 2,01           | 0,03          |        |       | $\mu\text{g/l}$ |          |
| Selenium   | 0,76           | 0,03          |        |       | $\mu\text{g/l}$ |          |
| Strontium  | 465            | 4             |        |       | $\mu\text{g/l}$ |          |
| Uranium    | 4,18           | 0,03          |        |       | $\mu\text{g/l}$ |          |
| Zinc       | 11,1           | 0,7           |        |       | $\mu\text{g/l}$ |          |
| Tin        | 1,10           | 0,02          |        |       | $\mu\text{g/l}$ |          |



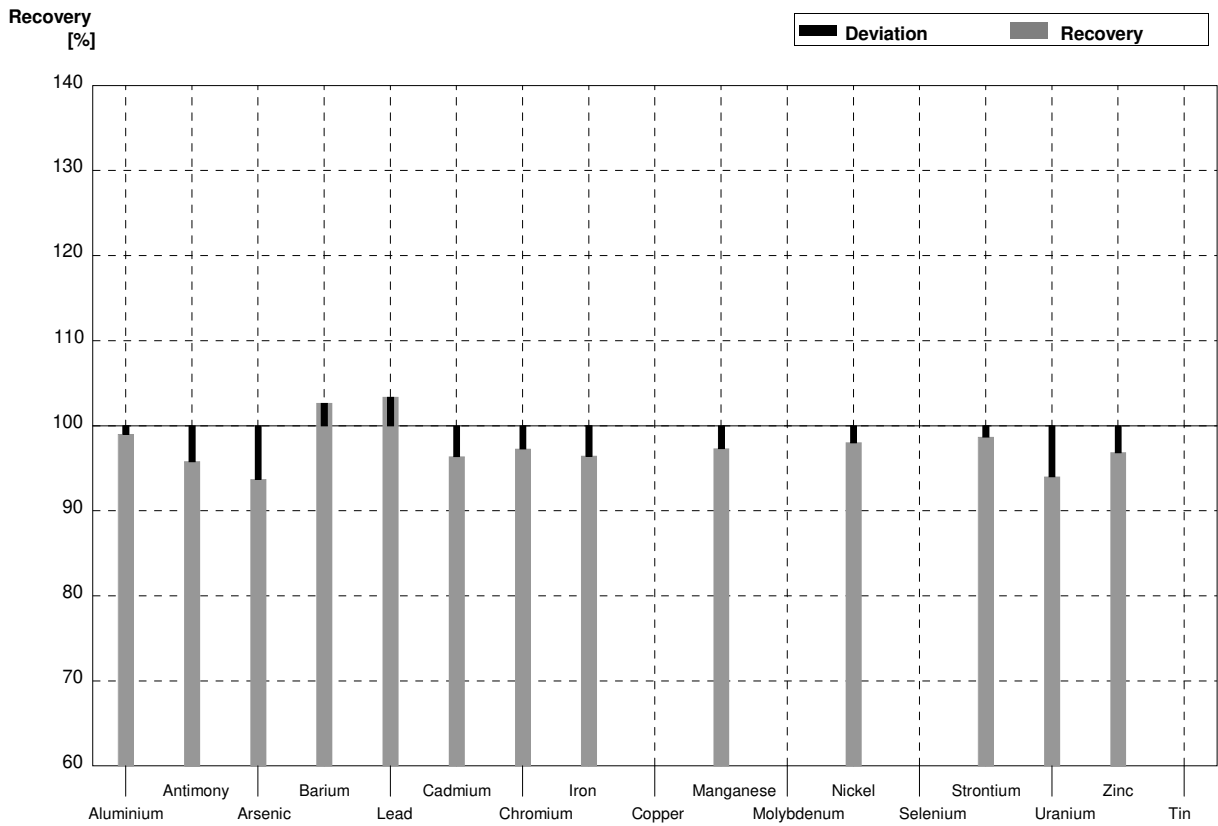
**Sample M179B**  
**Laboratory AE**

| Parameter  | Assigned value | $\pm U (k=2)$ | Result | $\pm$ | Unit            | Recovery |
|------------|----------------|---------------|--------|-------|-----------------|----------|
| Aluminium  | 47,9           | 0,3           |        |       | $\mu\text{g/l}$ |          |
| Antimony   | 1,596          | 0,017         |        |       | $\mu\text{g/l}$ |          |
| Arsenic    | 0,72           | 0,02          |        |       | $\mu\text{g/l}$ |          |
| Barium     | 27,16          | 0,13          |        |       | $\mu\text{g/l}$ |          |
| Lead       | 3,65           | 0,07          |        |       | $\mu\text{g/l}$ |          |
| Cadmium    | 0,301          | 0,005         |        |       | $\mu\text{g/l}$ |          |
| Chromium   | 5,05           | 0,03          |        |       | $\mu\text{g/l}$ |          |
| Iron       | 25,52          | 0,17          | <50    |       | $\mu\text{g/l}$ | •        |
| Copper     | 7,08           | 0,05          |        |       | $\mu\text{g/l}$ |          |
| Manganese  | 38,40          | 0,18          | <50    |       | $\mu\text{g/l}$ | •        |
| Molybdenum | 6,47           | 0,06          |        |       | $\mu\text{g/l}$ |          |
| Nickel     | 5,64           | 0,04          |        |       | $\mu\text{g/l}$ |          |
| Selenium   | 2,12           | 0,05          |        |       | $\mu\text{g/l}$ |          |
| Strontium  | 565            | 5             |        |       | $\mu\text{g/l}$ |          |
| Uranium    | 3,10           | 0,03          |        |       | $\mu\text{g/l}$ |          |
| Zinc       | 29,5           | 0,9           |        |       | $\mu\text{g/l}$ |          |
| Tin        | 1,79           | 0,02          |        |       | $\mu\text{g/l}$ |          |



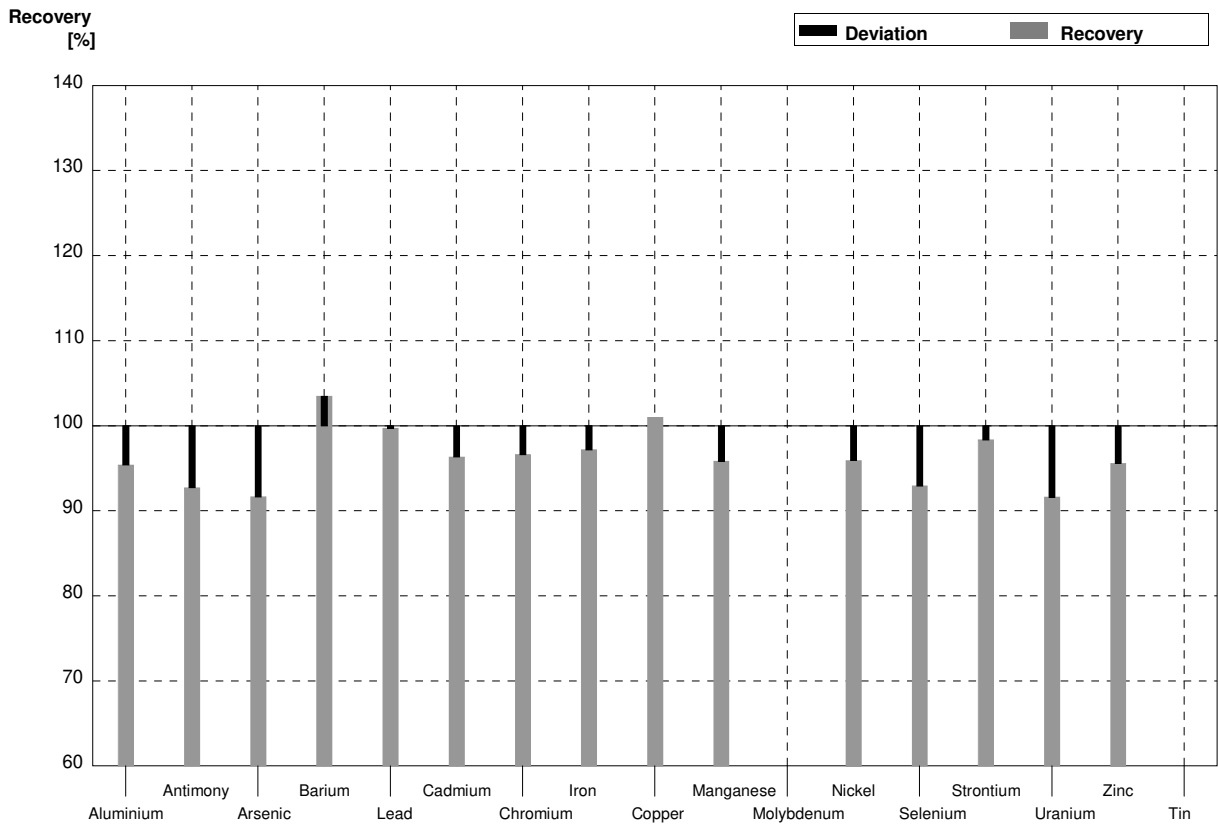
**Sample M179A**  
**Laboratory AF**

| Parameter  | Assigned value | ± U (k=2) | Result | ±      | Unit | Recovery |
|------------|----------------|-----------|--------|--------|------|----------|
| Aluminium  | 50,7           | 0,3       | 50,2   | 4,02   | µg/l | 99%      |
| Antimony   | 0,595          | 0,016     | 0,57   | 0,034  | µg/l | 96%      |
| Arsenic    | 1,910          | 0,015     | 1,79   | 0,152  | µg/l | 94%      |
| Barium     | 42,19          | 0,17      | 43,3   | 1,95   | µg/l | 103%     |
| Lead       | 5,64           | 0,14      | 5,83   | 0,500  | µg/l | 103%     |
| Cadmium    | 0,913          | 0,010     | 0,880  | 0,0660 | µg/l | 96%      |
| Chromium   | 2,549          | 0,018     | 2,48   | 0,136  | µg/l | 97%      |
| Iron       | 75,9           | 0,3       | 73,2   | 5,49   | µg/l | 96%      |
| Copper     | 1,63           | 0,03      |        |        | µg/l |          |
| Manganese  | 55,9           | 0,2       | 54,4   | 2,72   | µg/l | 97%      |
| Molybdenum | 2,32           | 0,04      |        |        | µg/l |          |
| Nickel     | 2,01           | 0,03      | 1,97   | 0,128  | µg/l | 98%      |
| Selenium   | 0,76           | 0,03      |        |        | µg/l |          |
| Strontium  | 465            | 4         | 458,8  | 25,2   | µg/l | 99%      |
| Uranium    | 4,18           | 0,03      | 3,93   | 0,334  | µg/l | 94%      |
| Zinc       | 11,1           | 0,7       | 10,75  | 0,430  | µg/l | 97%      |
| Tin        | 1,10           | 0,02      |        |        | µg/l |          |



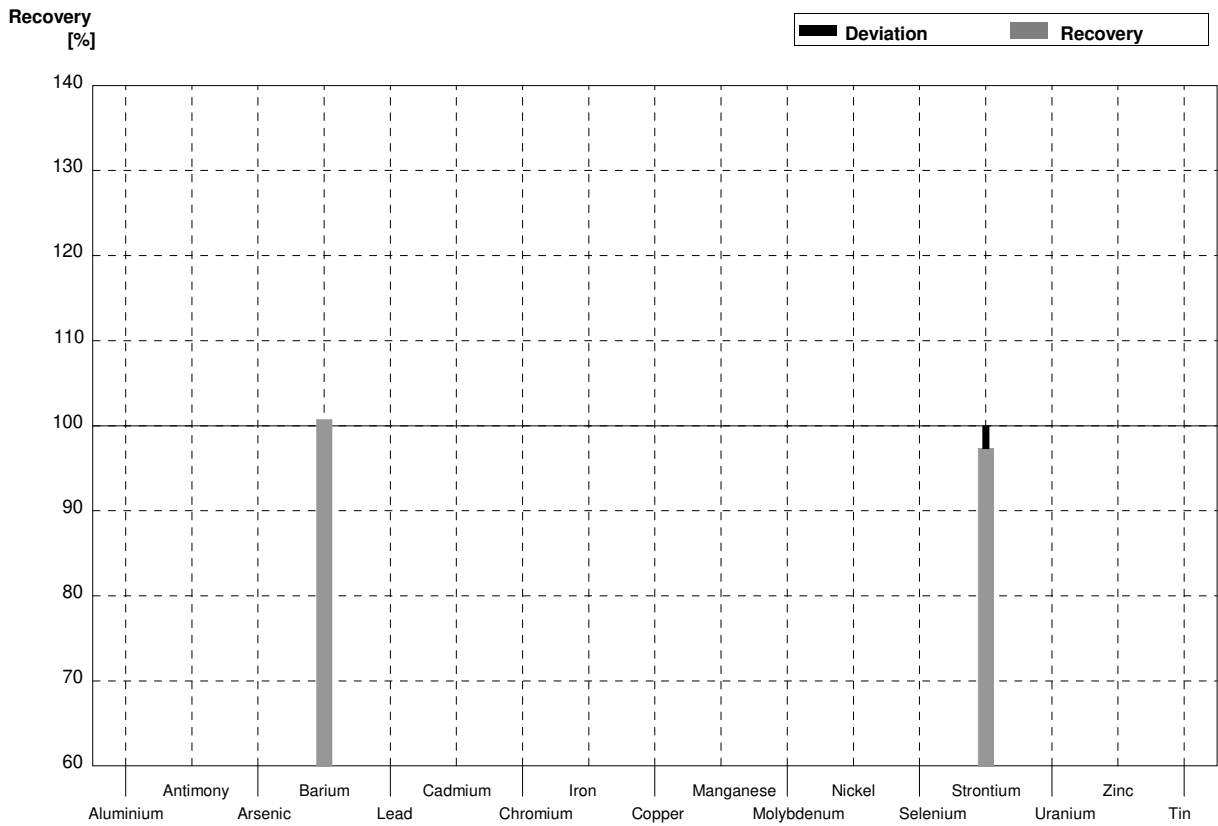
**Sample M179B**  
**Laboratory AF**

| Parameter  | Assigned value | ± U (k=2) | Result | ±      | Unit | Recovery |
|------------|----------------|-----------|--------|--------|------|----------|
| Aluminium  | 47,9           | 0,3       | 45,7   | 3,66   | µg/l | 95%      |
| Antimony   | 1,596          | 0,017     | 1,48   | 0,089  | µg/l | 93%      |
| Arsenic    | 0,72           | 0,02      | 0,66   | 0,056  | µg/l | 92%      |
| Barium     | 27,16          | 0,13      | 28,1   | 1,26   | µg/l | 103%     |
| Lead       | 3,65           | 0,07      | 3,64   | 0,309  | µg/l | 100%     |
| Cadmium    | 0,301          | 0,005     | 0,290  | 0,0218 | µg/l | 96%      |
| Chromium   | 5,05           | 0,03      | 4,88   | 0,268  | µg/l | 97%      |
| Iron       | 25,52          | 0,17      | 24,8   | 1,86   | µg/l | 97%      |
| Copper     | 7,08           | 0,05      | 7,15   | 0,429  | µg/l | 101%     |
| Manganese  | 38,40          | 0,18      | 36,8   | 1,84   | µg/l | 96%      |
| Molybdenum | 6,47           | 0,06      |        |        | µg/l |          |
| Nickel     | 5,64           | 0,04      | 5,41   | 0,351  | µg/l | 96%      |
| Selenium   | 2,12           | 0,05      | 1,97   | 0,148  | µg/l | 93%      |
| Strontium  | 565            | 5         | 555,7  | 30,6   | µg/l | 98%      |
| Uranium    | 3,10           | 0,03      | 2,84   | 0,241  | µg/l | 92%      |
| Zinc       | 29,5           | 0,9       | 28,20  | 1,128  | µg/l | 96%      |
| Tin        | 1,79           | 0,02      |        |        | µg/l |          |



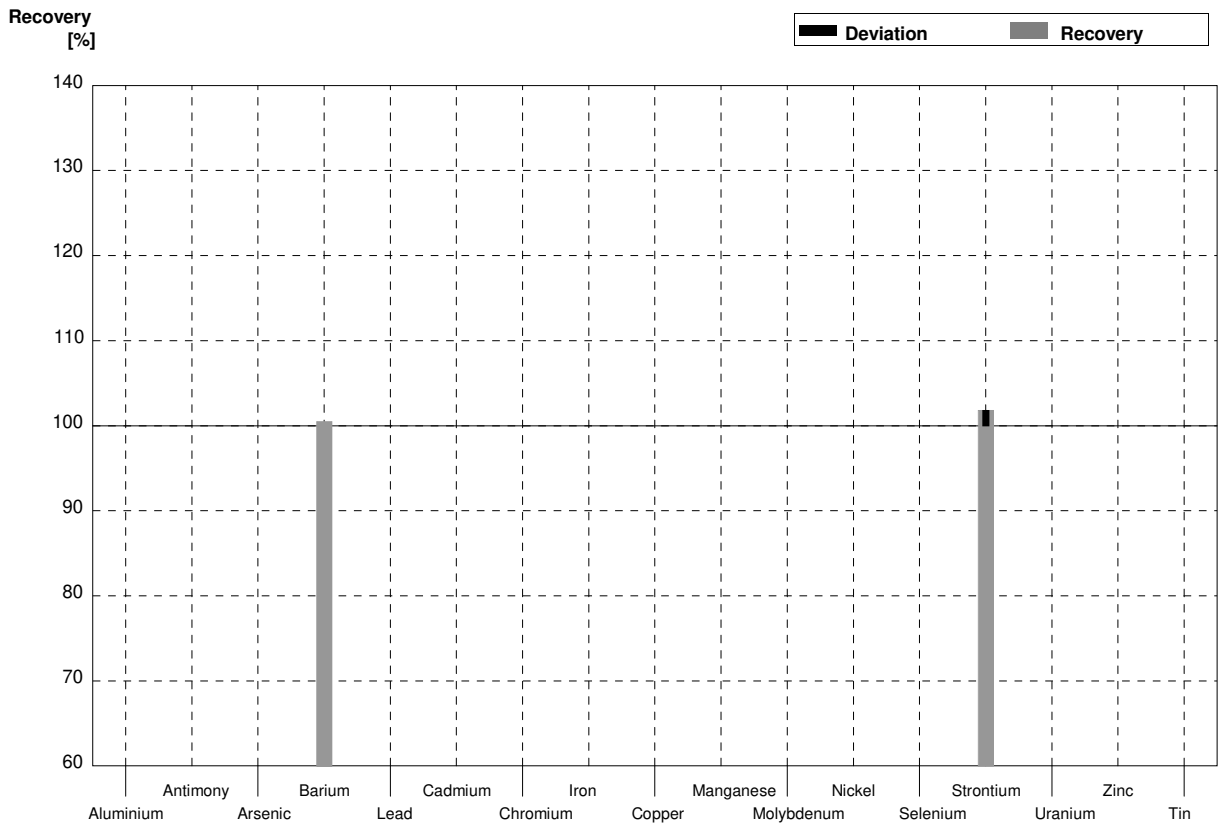
**Sample M179A**  
**Laboratory AG**

| Parameter  | Assigned value | ± U (k=2) | Result | ±    | Unit | Recovery |
|------------|----------------|-----------|--------|------|------|----------|
| Aluminium  | 50,7           | 0,3       |        |      | µg/l |          |
| Antimony   | 0,595          | 0,016     |        |      | µg/l |          |
| Arsenic    | 1,910          | 0,015     |        |      | µg/l |          |
| Barium     | 42,19          | 0,17      | 42,5   | 7,3  | µg/l | 101%     |
| Lead       | 5,64           | 0,14      |        |      | µg/l |          |
| Cadmium    | 0,913          | 0,010     |        |      | µg/l |          |
| Chromium   | 2,549          | 0,018     |        |      | µg/l |          |
| Iron       | 75,9           | 0,3       |        |      | µg/l |          |
| Copper     | 1,63           | 0,03      |        |      | µg/l |          |
| Manganese  | 55,9           | 0,2       |        |      | µg/l |          |
| Molybdenum | 2,32           | 0,04      |        |      | µg/l |          |
| Nickel     | 2,01           | 0,03      |        |      | µg/l |          |
| Selenium   | 0,76           | 0,03      |        |      | µg/l |          |
| Strontium  | 465            | 4         | 452,6  | 62,0 | µg/l | 97%      |
| Uranium    | 4,18           | 0,03      |        |      | µg/l |          |
| Zinc       | 11,1           | 0,7       |        |      | µg/l |          |
| Tin        | 1,10           | 0,02      |        |      | µg/l |          |



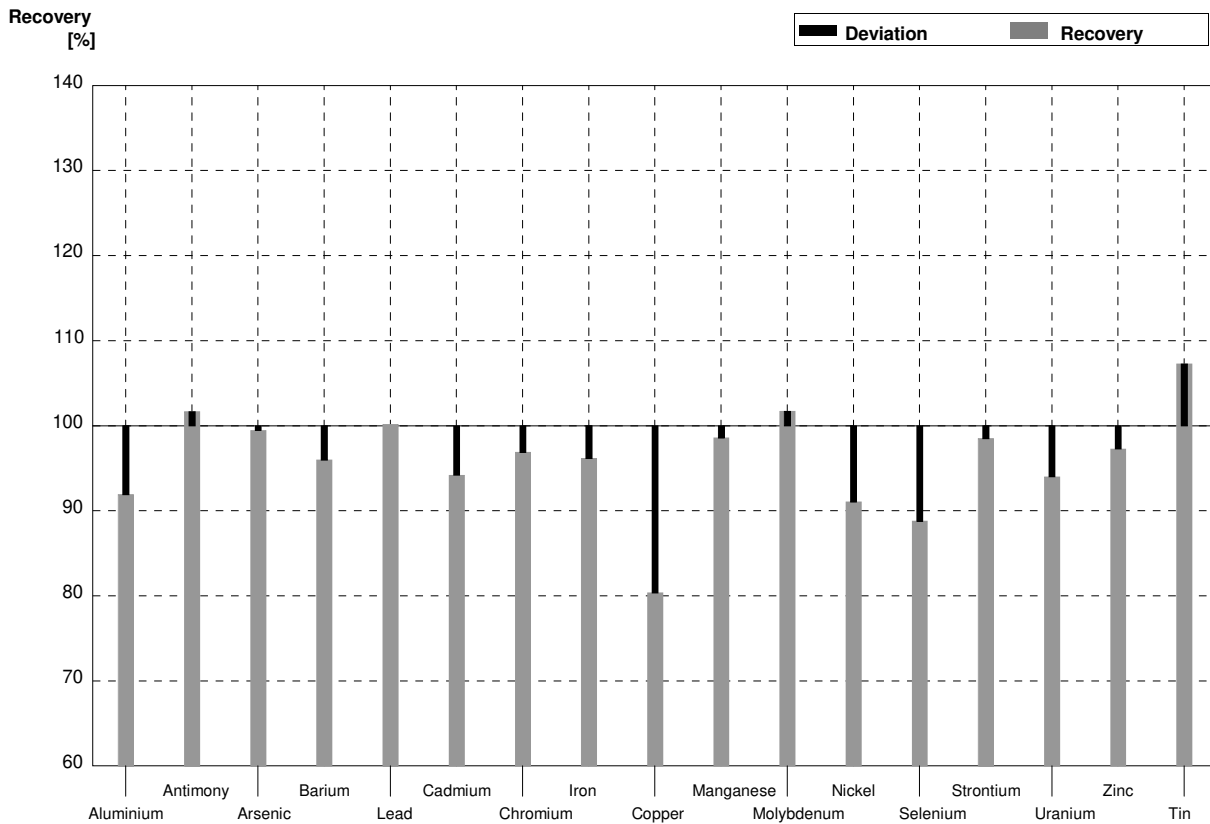
**Sample M179B**  
**Laboratory AG**

| Parameter  | Assigned value | $\pm U (k=2)$ | Result | $\pm$ | Unit            | Recovery |
|------------|----------------|---------------|--------|-------|-----------------|----------|
| Aluminium  | 47,9           | 0,3           |        |       | $\mu\text{g/l}$ |          |
| Antimony   | 1,596          | 0,017         |        |       | $\mu\text{g/l}$ |          |
| Arsenic    | 0,72           | 0,02          |        |       | $\mu\text{g/l}$ |          |
| Barium     | 27,16          | 0,13          | 27,3   | 4,7   | $\mu\text{g/l}$ | 101%     |
| Lead       | 3,65           | 0,07          |        |       | $\mu\text{g/l}$ |          |
| Cadmium    | 0,301          | 0,005         |        |       | $\mu\text{g/l}$ |          |
| Chromium   | 5,05           | 0,03          |        |       | $\mu\text{g/l}$ |          |
| Iron       | 25,52          | 0,17          |        |       | $\mu\text{g/l}$ |          |
| Copper     | 7,08           | 0,05          |        |       | $\mu\text{g/l}$ |          |
| Manganese  | 38,40          | 0,18          |        |       | $\mu\text{g/l}$ |          |
| Molybdenum | 6,47           | 0,06          |        |       | $\mu\text{g/l}$ |          |
| Nickel     | 5,64           | 0,04          |        |       | $\mu\text{g/l}$ |          |
| Selenium   | 2,12           | 0,05          |        |       | $\mu\text{g/l}$ |          |
| Strontium  | 565            | 5             | 575,4  | 78,8  | $\mu\text{g/l}$ | 102%     |
| Uranium    | 3,10           | 0,03          |        |       | $\mu\text{g/l}$ |          |
| Zinc       | 29,5           | 0,9           |        |       | $\mu\text{g/l}$ |          |
| Tin        | 1,79           | 0,02          |        |       | $\mu\text{g/l}$ |          |



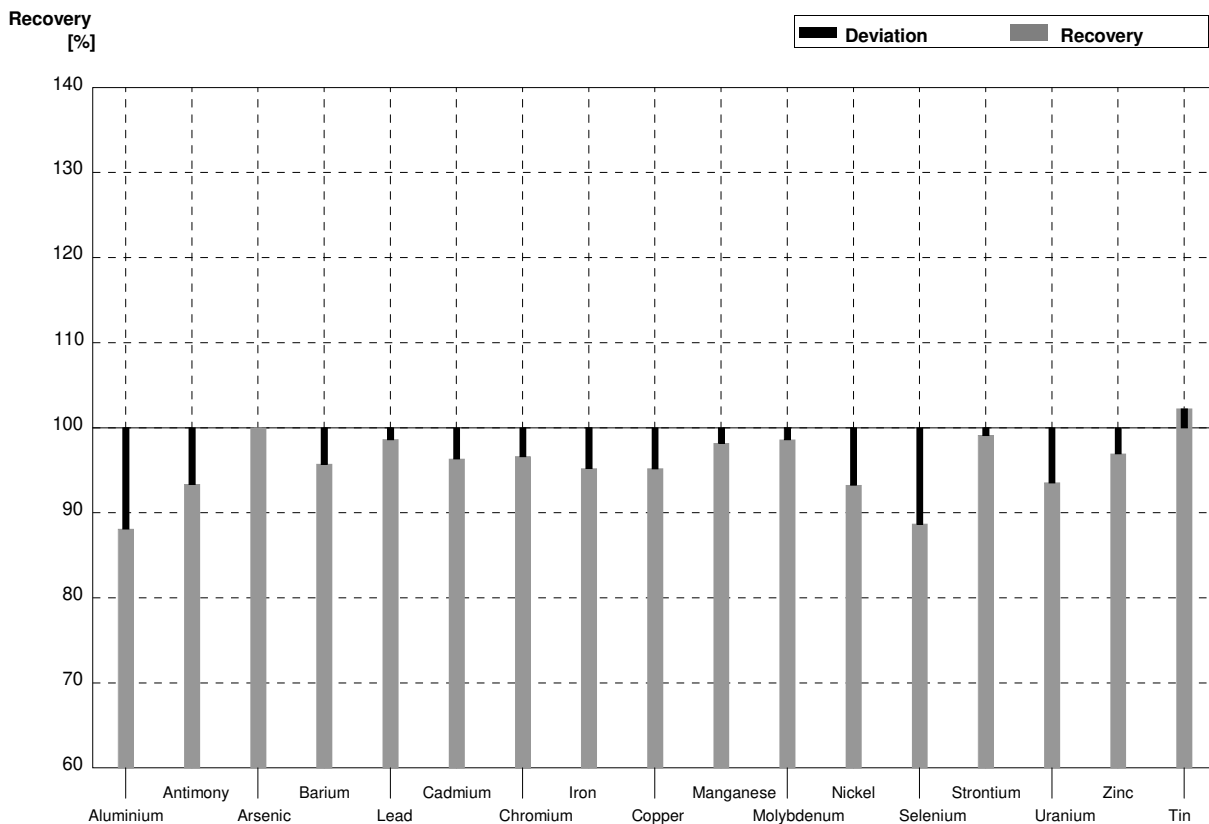
**Sample M179A**  
**Laboratory AH**

| Parameter  | Assigned value | ± U (k=2) | Result | ±    | Unit | Recovery |
|------------|----------------|-----------|--------|------|------|----------|
| Aluminium  | 50,7           | 0,3       | 46,6   | 7    | µg/l | 92%      |
| Antimony   | 0,595          | 0,016     | 0,605  | 0,12 | µg/l | 102%     |
| Arsenic    | 1,910          | 0,015     | 1,90   | 0,38 | µg/l | 99%      |
| Barium     | 42,19          | 0,17      | 40,5   | 6,1  | µg/l | 96%      |
| Lead       | 5,64           | 0,14      | 5,65   | 1,1  | µg/l | 100%     |
| Cadmium    | 0,913          | 0,010     | 0,860  | 0,17 | µg/l | 94%      |
| Chromium   | 2,549          | 0,018     | 2,47   | 0,62 | µg/l | 97%      |
| Iron       | 75,9           | 0,3       | 73,0   | 11   | µg/l | 96%      |
| Copper     | 1,63           | 0,03      | 1,31   | 0,26 | µg/l | 80%      |
| Manganese  | 55,9           | 0,2       | 55,1   | 8,3  | µg/l | 99%      |
| Molybdenum | 2,32           | 0,04      | 2,36   | 0,35 | µg/l | 102%     |
| Nickel     | 2,01           | 0,03      | 1,83   | 0,46 | µg/l | 91%      |
| Selenium   | 0,76           | 0,03      | 0,675  | 0,2  | µg/l | 89%      |
| Strontium  | 465            | 4         | 458    | 114  | µg/l | 98%      |
| Uranium    | 4,18           | 0,03      | 3,93   | 0,79 | µg/l | 94%      |
| Zinc       | 11,1           | 0,7       | 10,8   | 2,2  | µg/l | 97%      |
| Tin        | 1,10           | 0,02      | 1,18   | 0,18 | µg/l | 107%     |



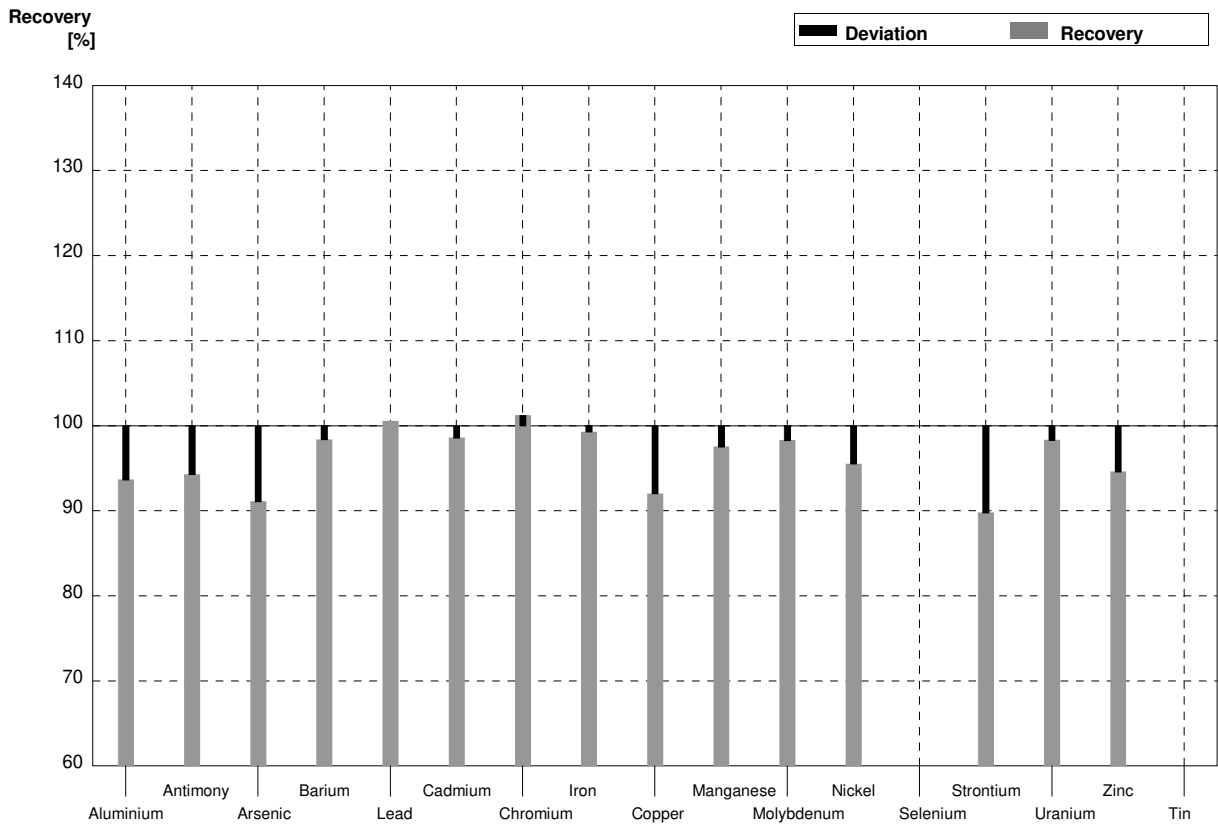
**Sample M179B**  
**Laboratory AH**

| Parameter  | Assigned value | ± U (k=2) | Result | ±    | Unit | Recovery |
|------------|----------------|-----------|--------|------|------|----------|
| Aluminium  | 47,9           | 0,3       | 42,2   | 6,3  | µg/l | 88%      |
| Antimony   | 1,596          | 0,017     | 1,49   | 0,3  | µg/l | 93%      |
| Arsenic    | 0,72           | 0,02      | 0,72   | 0,14 | µg/l | 100%     |
| Barium     | 27,16          | 0,13      | 26,0   | 3,9  | µg/l | 96%      |
| Lead       | 3,65           | 0,07      | 3,60   | 0,72 | µg/l | 99%      |
| Cadmium    | 0,301          | 0,005     | 0,290  | 0,06 | µg/l | 96%      |
| Chromium   | 5,05           | 0,03      | 4,88   | 1,22 | µg/l | 97%      |
| Iron       | 25,52          | 0,17      | 24,3   | 3,6  | µg/l | 95%      |
| Copper     | 7,08           | 0,05      | 6,74   | 1,4  | µg/l | 95%      |
| Manganese  | 38,40          | 0,18      | 37,7   | 5,6  | µg/l | 98%      |
| Molybdenum | 6,47           | 0,06      | 6,38   | 0,96 | µg/l | 99%      |
| Nickel     | 5,64           | 0,04      | 5,26   | 1,3  | µg/l | 93%      |
| Selenium   | 2,12           | 0,05      | 1,88   | 0,56 | µg/l | 89%      |
| Strontium  | 565            | 5         | 560    | 140  | µg/l | 99%      |
| Uranium    | 3,10           | 0,03      | 2,90   | 0,58 | µg/l | 94%      |
| Zinc       | 29,5           | 0,9       | 28,6   | 5,7  | µg/l | 97%      |
| Tin        | 1,79           | 0,02      | 1,83   | 0,27 | µg/l | 102%     |



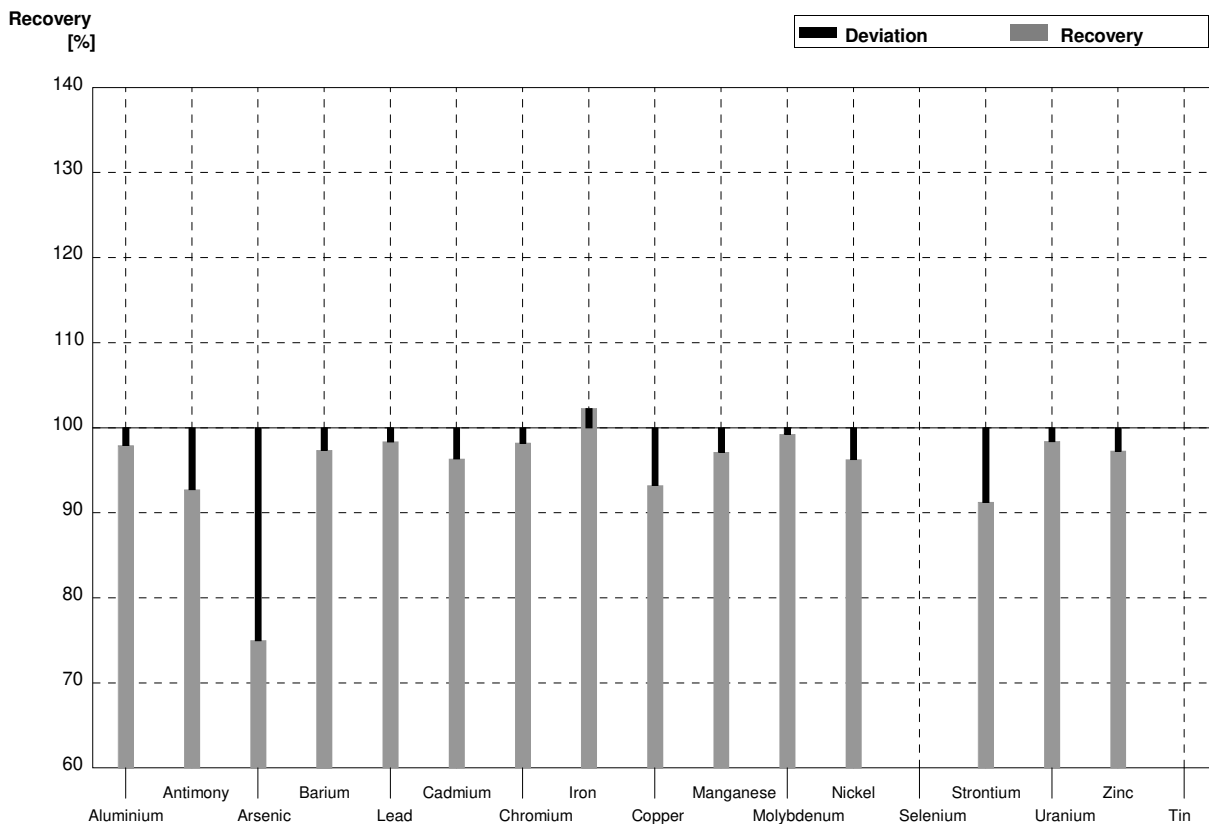
**Sample M179A**  
**Laboratory AI**

| Parameter  | Assigned value | ± U (k=2) | Result | ±    | Unit | Recovery |
|------------|----------------|-----------|--------|------|------|----------|
| Aluminium  | 50,7           | 0,3       | 47,48  | 9,50 | µg/l | 94%      |
| Antimony   | 0,595          | 0,016     | 0,561  | 0,11 | µg/l | 94%      |
| Arsenic    | 1,910          | 0,015     | 1,74   | 0,35 | µg/l | 91%      |
| Barium     | 42,19          | 0,17      | 41,5   | 8,29 | µg/l | 98%      |
| Lead       | 5,64           | 0,14      | 5,67   | 1,13 | µg/l | 101%     |
| Cadmium    | 0,913          | 0,010     | 0,90   | 0,18 | µg/l | 99%      |
| Chromium   | 2,549          | 0,018     | 2,58   | 0,52 | µg/l | 101%     |
| Iron       | 75,9           | 0,3       | 75,35  | 15,1 | µg/l | 99%      |
| Copper     | 1,63           | 0,03      | 1,50   | 0,30 | µg/l | 92%      |
| Manganese  | 55,9           | 0,2       | 54,52  | 10,9 | µg/l | 98%      |
| Molybdenum | 2,32           | 0,04      | 2,28   | 0,46 | µg/l | 98%      |
| Nickel     | 2,01           | 0,03      | 1,92   | 0,38 | µg/l | 96%      |
| Selenium   | 0,76           | 0,03      |        |      | µg/l |          |
| Strontium  | 465            | 4         | 417,5  | 84   | µg/l | 90%      |
| Uranium    | 4,18           | 0,03      | 4,11   | 0,82 | µg/l | 98%      |
| Zinc       | 11,1           | 0,7       | 10,50  | 2,09 | µg/l | 95%      |
| Tin        | 1,10           | 0,02      |        |      | µg/l |          |



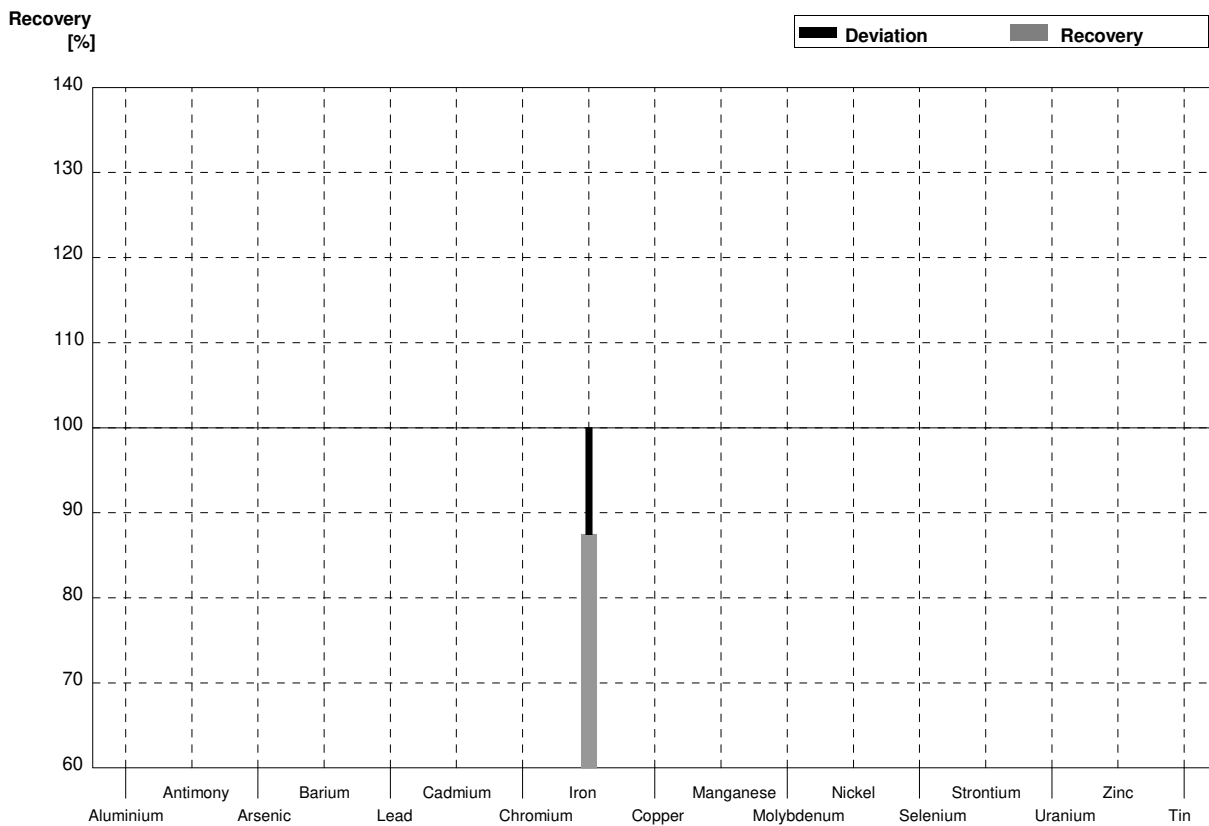
**Sample M179B**  
**Laboratory AI**

| Parameter  | Assigned value | ± U (k=2) | Result | ±    | Unit | Recovery |
|------------|----------------|-----------|--------|------|------|----------|
| Aluminium  | 47,9           | 0,3       | 46,9   | 9,39 | µg/l | 98%      |
| Antimony   | 1,596          | 0,017     | 1,48   | 0,30 | µg/l | 93%      |
| Arsenic    | 0,72           | 0,02      | 0,54   | 0,11 | µg/l | 75%      |
| Barium     | 27,16          | 0,13      | 26,44  | 5,29 | µg/l | 97%      |
| Lead       | 3,65           | 0,07      | 3,59   | 0,72 | µg/l | 98%      |
| Cadmium    | 0,301          | 0,005     | 0,290  | 0,06 | µg/l | 96%      |
| Chromium   | 5,05           | 0,03      | 4,96   | 0,99 | µg/l | 98%      |
| Iron       | 25,52          | 0,17      | 26,1   | 5,21 | µg/l | 102%     |
| Copper     | 7,08           | 0,05      | 6,60   | 1,32 | µg/l | 93%      |
| Manganese  | 38,40          | 0,18      | 37,3   | 7,46 | µg/l | 97%      |
| Molybdenum | 6,47           | 0,06      | 6,42   | 1,28 | µg/l | 99%      |
| Nickel     | 5,64           | 0,04      | 5,43   | 1,09 | µg/l | 96%      |
| Selenium   | 2,12           | 0,05      |        |      | µg/l |          |
| Strontium  | 565            | 5         | 515,59 | 103  | µg/l | 91%      |
| Uranium    | 3,10           | 0,03      | 3,05   | 0,61 | µg/l | 98%      |
| Zinc       | 29,5           | 0,9       | 28,696 | 5,74 | µg/l | 97%      |
| Tin        | 1,79           | 0,02      |        |      | µg/l |          |



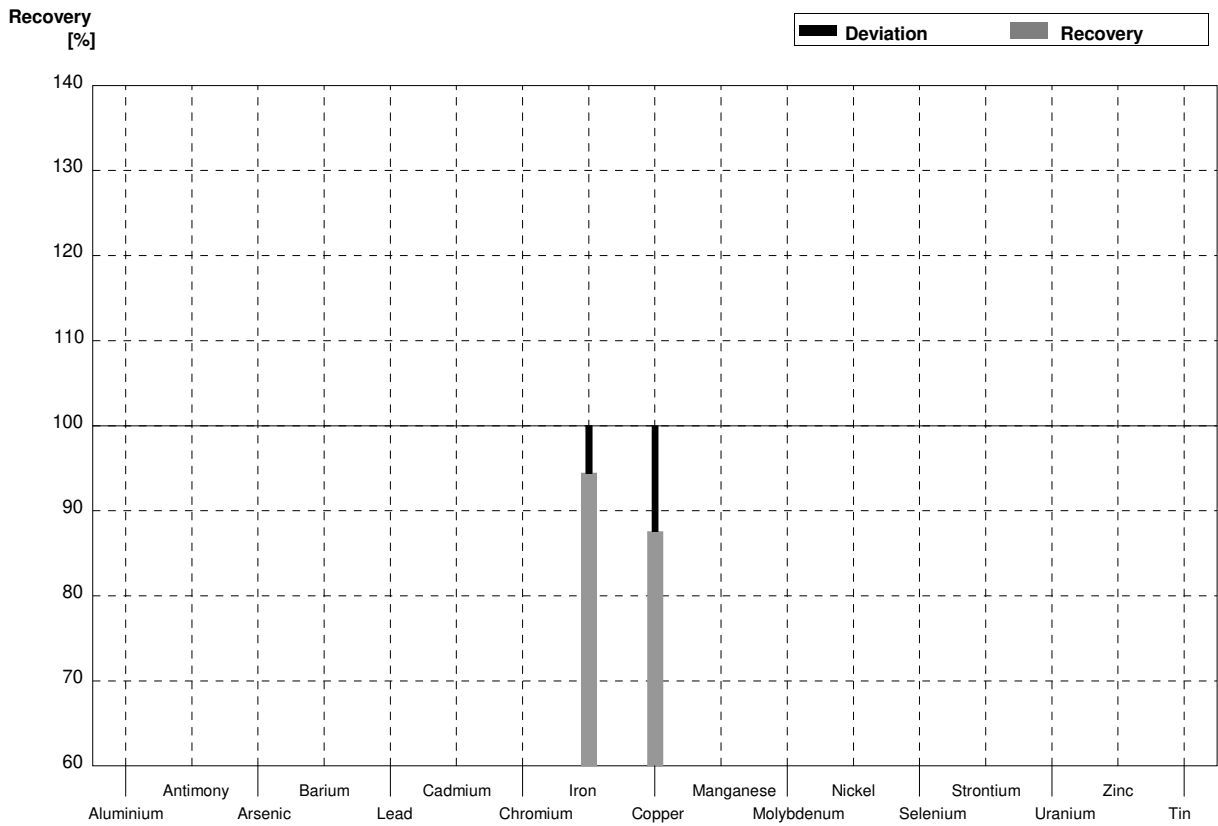
**Sample M179A**  
**Laboratory AJ**

| Parameter  | Assigned value | $\pm U (k=2)$ | Result | $\pm$ | Unit            | Recovery |
|------------|----------------|---------------|--------|-------|-----------------|----------|
| Aluminium  | 50,7           | 0,3           |        |       | $\mu\text{g/l}$ |          |
| Antimony   | 0,595          | 0,016         |        |       | $\mu\text{g/l}$ |          |
| Arsenic    | 1,910          | 0,015         |        |       | $\mu\text{g/l}$ |          |
| Barium     | 42,19          | 0,17          |        |       | $\mu\text{g/l}$ |          |
| Lead       | 5,64           | 0,14          |        |       | $\mu\text{g/l}$ |          |
| Cadmium    | 0,913          | 0,010         |        |       | $\mu\text{g/l}$ |          |
| Chromium   | 2,549          | 0,018         |        |       | $\mu\text{g/l}$ |          |
| Iron       | 75,9           | 0,3           | 66,4   | 0,5   | $\mu\text{g/l}$ | 87%      |
| Copper     | 1,63           | 0,03          |        |       | $\mu\text{g/l}$ |          |
| Manganese  | 55,9           | 0,2           |        |       | $\mu\text{g/l}$ |          |
| Molybdenum | 2,32           | 0,04          |        |       | $\mu\text{g/l}$ |          |
| Nickel     | 2,01           | 0,03          |        |       | $\mu\text{g/l}$ |          |
| Selenium   | 0,76           | 0,03          |        |       | $\mu\text{g/l}$ |          |
| Strontium  | 465            | 4             |        |       | $\mu\text{g/l}$ |          |
| Uranium    | 4,18           | 0,03          |        |       | $\mu\text{g/l}$ |          |
| Zinc       | 11,1           | 0,7           |        |       | $\mu\text{g/l}$ |          |
| Tin        | 1,10           | 0,02          |        |       | $\mu\text{g/l}$ |          |



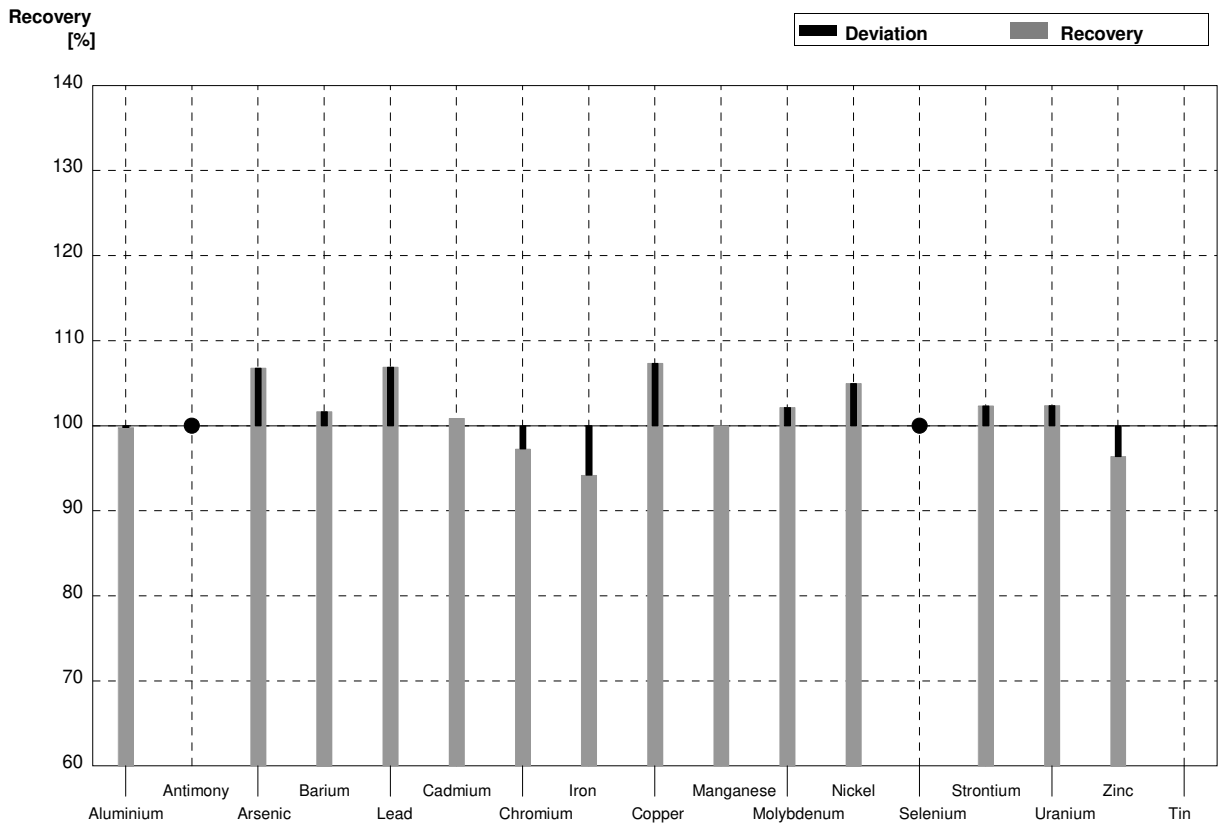
**Sample M179B**  
**Laboratory AJ**

| Parameter  | Assigned value | $\pm U (k=2)$ | Result | $\pm$ | Unit            | Recovery |
|------------|----------------|---------------|--------|-------|-----------------|----------|
| Aluminium  | 47,9           | 0,3           |        |       | $\mu\text{g/l}$ |          |
| Antimony   | 1,596          | 0,017         |        |       | $\mu\text{g/l}$ |          |
| Arsenic    | 0,72           | 0,02          |        |       | $\mu\text{g/l}$ |          |
| Barium     | 27,16          | 0,13          |        |       | $\mu\text{g/l}$ |          |
| Lead       | 3,65           | 0,07          |        |       | $\mu\text{g/l}$ |          |
| Cadmium    | 0,301          | 0,005         |        |       | $\mu\text{g/l}$ |          |
| Chromium   | 5,05           | 0,03          |        |       | $\mu\text{g/l}$ |          |
| Iron       | 25,52          | 0,17          | 24,1   | 0,5   | $\mu\text{g/l}$ | 94%      |
| Copper     | 7,08           | 0,05          | 6,2    | 0,2   | $\mu\text{g/l}$ | 88%      |
| Manganese  | 38,40          | 0,18          |        |       | $\mu\text{g/l}$ |          |
| Molybdenum | 6,47           | 0,06          |        |       | $\mu\text{g/l}$ |          |
| Nickel     | 5,64           | 0,04          |        |       | $\mu\text{g/l}$ |          |
| Selenium   | 2,12           | 0,05          |        |       | $\mu\text{g/l}$ |          |
| Strontium  | 565            | 5             |        |       | $\mu\text{g/l}$ |          |
| Uranium    | 3,10           | 0,03          |        |       | $\mu\text{g/l}$ |          |
| Zinc       | 29,5           | 0,9           |        |       | $\mu\text{g/l}$ |          |
| Tin        | 1,79           | 0,02          |        |       | $\mu\text{g/l}$ |          |



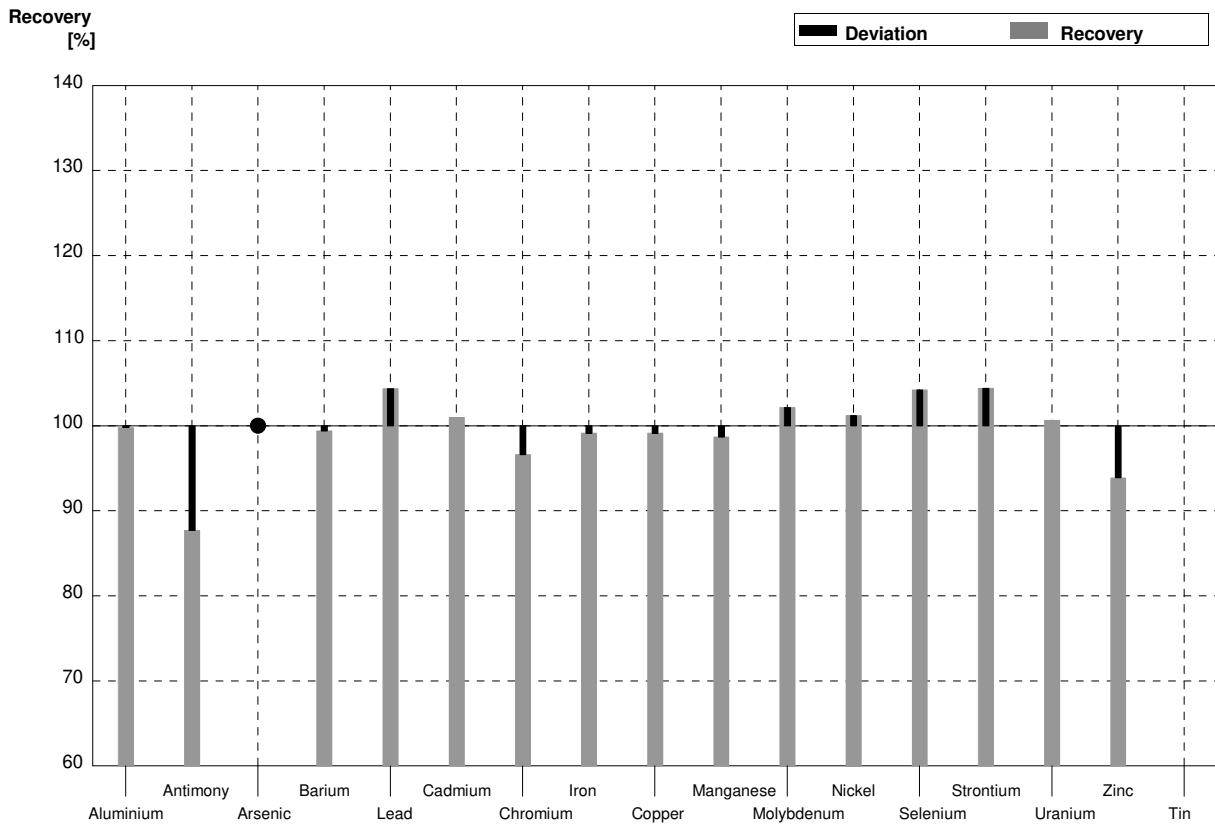
**Sample M179A**  
**Laboratory AK**

| Parameter  | Assigned value | ± U (k=2) | Result | ±       | Unit | Recovery |
|------------|----------------|-----------|--------|---------|------|----------|
| Aluminium  | 50,7           | 0,3       | 50,6   | 0,961   | µg/l | 100%     |
| Antimony   | 0,595          | 0,016     | <1,00  |         | µg/l | •        |
| Arsenic    | 1,910          | 0,015     | 2,04   | 0,0604  | µg/l | 107%     |
| Barium     | 42,19          | 0,17      | 42,9   | 0,431   | µg/l | 102%     |
| Lead       | 5,64           | 0,14      | 6,03   | 0,0151  | µg/l | 107%     |
| Cadmium    | 0,913          | 0,010     | 0,921  | 0,00635 | µg/l | 101%     |
| Chromium   | 2,549          | 0,018     | 2,48   | 0,125   | µg/l | 97%      |
| Iron       | 75,9           | 0,3       | 71,5   | 0,502   | µg/l | 94%      |
| Copper     | 1,63           | 0,03      | 1,75   | 0,0706  | µg/l | 107%     |
| Manganese  | 55,9           | 0,2       | 55,9   | 0,272   | µg/l | 100%     |
| Molybdenum | 2,32           | 0,04      | 2,37   | 0,0793  | µg/l | 102%     |
| Nickel     | 2,01           | 0,03      | 2,11   | 0,117   | µg/l | 105%     |
| Selenium   | 0,76           | 0,03      | <1,00  |         | µg/l | •        |
| Strontium  | 465            | 4         | 476    | 5,66    | µg/l | 102%     |
| Uranium    | 4,18           | 0,03      | 4,28   | 0,0593  | µg/l | 102%     |
| Zinc       | 11,1           | 0,7       | 10,7   | 0,456   | µg/l | 96%      |
| Tin        | 1,10           | 0,02      |        |         | µg/l |          |



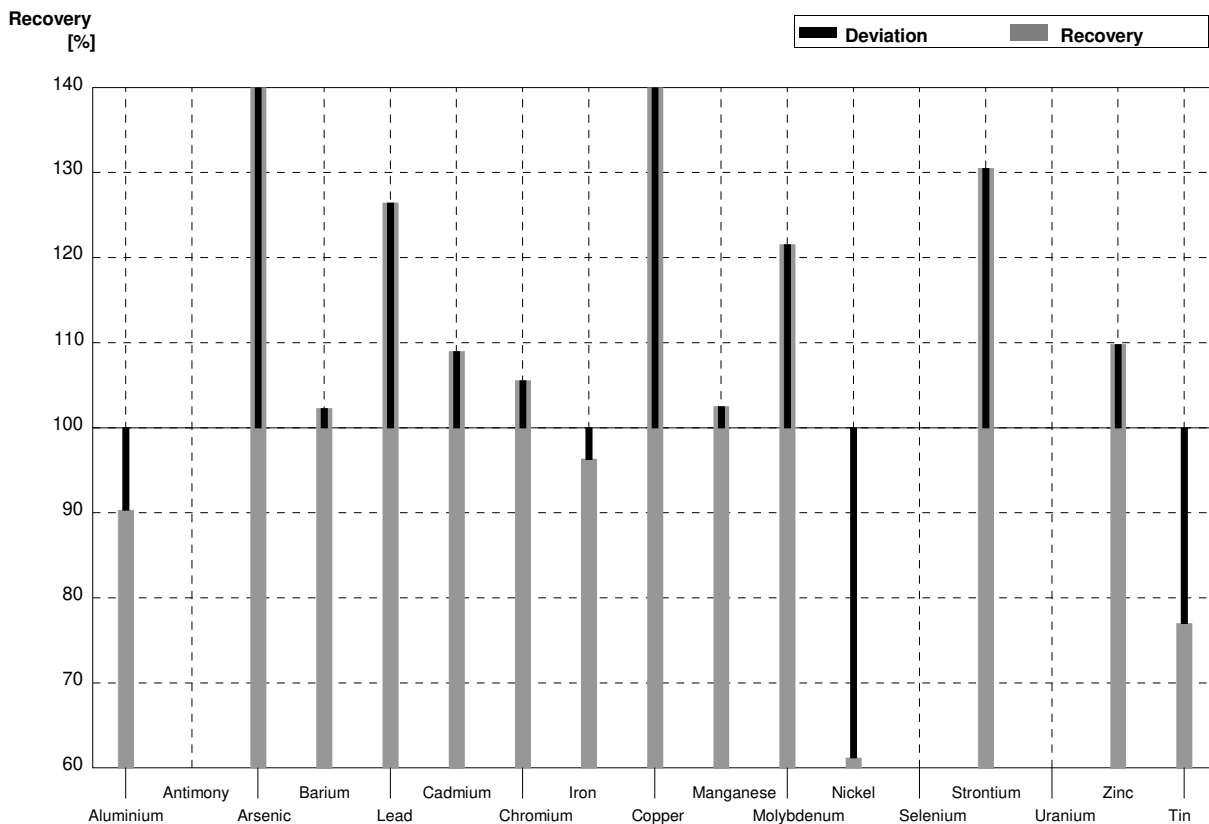
**Sample M179B**  
**Laboratory AK**

| Parameter  | Assigned value | ± U (k=2) | Result | ±       | Unit | Recovery |
|------------|----------------|-----------|--------|---------|------|----------|
| Aluminium  | 47,9           | 0,3       | 47,8   | 0,965   | µg/l | 100%     |
| Antimony   | 1,596          | 0,017     | 1,40   | 0,0835  | µg/l | 88%      |
| Arsenic    | 0,72           | 0,02      | <1,00  |         | µg/l | •        |
| Barium     | 27,16          | 0,13      | 27,0   | 0,417   | µg/l | 99%      |
| Lead       | 3,65           | 0,07      | 3,81   | 0,0154  | µg/l | 104%     |
| Cadmium    | 0,301          | 0,005     | 0,304  | 0,00596 | µg/l | 101%     |
| Chromium   | 5,05           | 0,03      | 4,88   | 0,116   | µg/l | 97%      |
| Iron       | 25,52          | 0,17      | 25,3   | 0,531   | µg/l | 99%      |
| Copper     | 7,08           | 0,05      | 7,02   | 0,0637  | µg/l | 99%      |
| Manganese  | 38,40          | 0,18      | 37,9   | 0,277   | µg/l | 99%      |
| Molybdenum | 6,47           | 0,06      | 6,61   | 0,0781  | µg/l | 102%     |
| Nickel     | 5,64           | 0,04      | 5,71   | 0,105   | µg/l | 101%     |
| Selenium   | 2,12           | 0,05      | 2,21   | 0,0665  | µg/l | 104%     |
| Strontium  | 565            | 5         | 590    | 5,64    | µg/l | 104%     |
| Uranium    | 3,10           | 0,03      | 3,12   | 0,0612  | µg/l | 101%     |
| Zinc       | 29,5           | 0,9       | 27,7   | 0,473   | µg/l | 94%      |
| Tin        | 1,79           | 0,02      |        |         | µg/l |          |



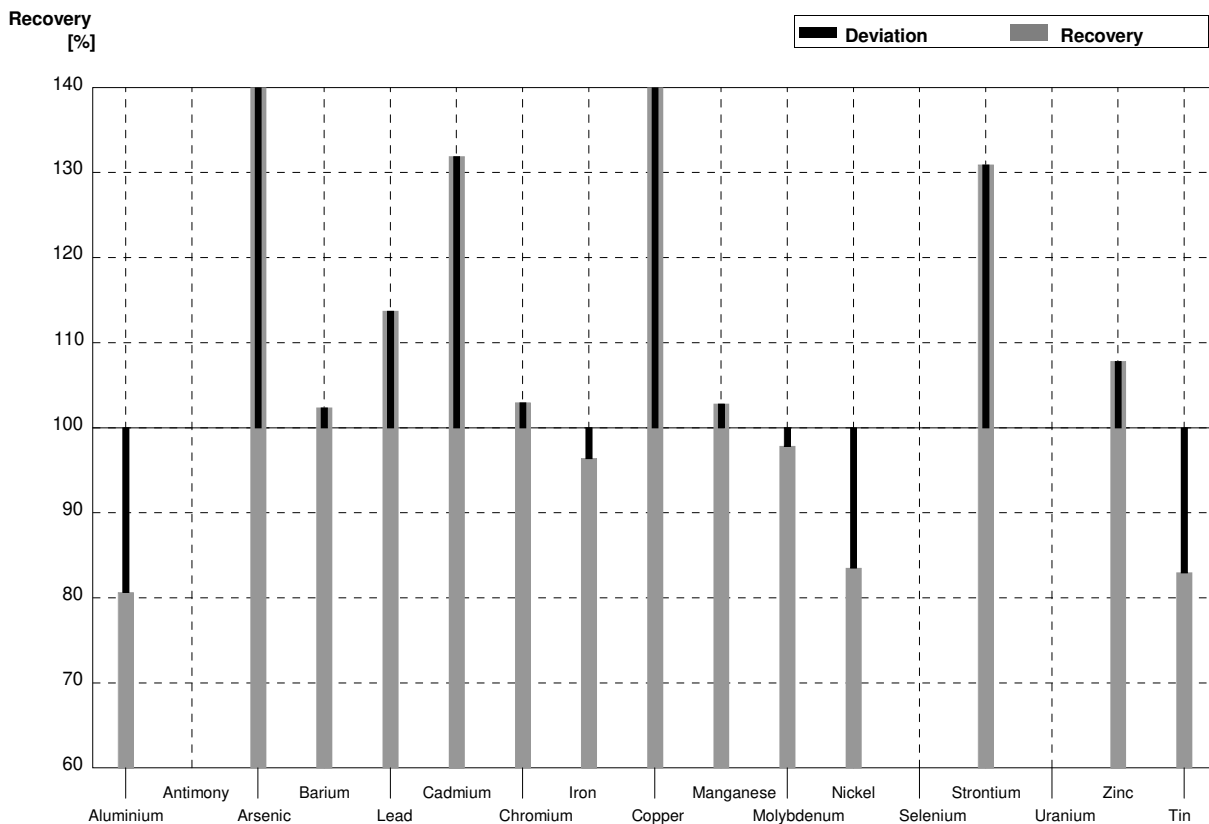
**Sample M179A**  
**Laboratory AL**

| Parameter  | Assigned value | ± U (k=2) | Result | ±     | Unit | Recovery |
|------------|----------------|-----------|--------|-------|------|----------|
| Aluminium  | 50,7           | 0,3       | 45,8   | 0,66  | µg/l | 90%      |
| Antimony   | 0,595          | 0,016     |        |       | µg/l |          |
| Arsenic    | 1,910          | 0,015     | 3,36   | 0,23  | µg/l | 176%     |
| Barium     | 42,19          | 0,17      | 43,16  | 0,08  | µg/l | 102%     |
| Lead       | 5,64           | 0,14      | 7,13   | 0,12  | µg/l | 126%     |
| Cadmium    | 0,913          | 0,010     | 0,995  | 0,009 | µg/l | 109%     |
| Chromium   | 2,549          | 0,018     | 2,69   | 0,11  | µg/l | 106%     |
| Iron       | 75,9           | 0,3       | 73,1   | 0,5   | µg/l | 96%      |
| Copper     | 1,63           | 0,03      | 7,05   | 0,016 | µg/l | 433%     |
| Manganese  | 55,9           | 0,2       | 57,3   | 0,034 | µg/l | 103%     |
| Molybdenum | 2,32           | 0,04      | 2,82   | 0,096 | µg/l | 122%     |
| Nickel     | 2,01           | 0,03      | 1,23   | 0,03  | µg/l | 61%      |
| Selenium   | 0,76           | 0,03      |        |       | µg/l |          |
| Strontium  | 465            | 4         | 606,9  | 0,54  | µg/l | 131%     |
| Uranium    | 4,18           | 0,03      |        |       | µg/l |          |
| Zinc       | 11,1           | 0,7       | 12,19  | 0,027 | µg/l | 110%     |
| Tin        | 1,10           | 0,02      | 0,847  | 0,001 | µg/l | 77%      |



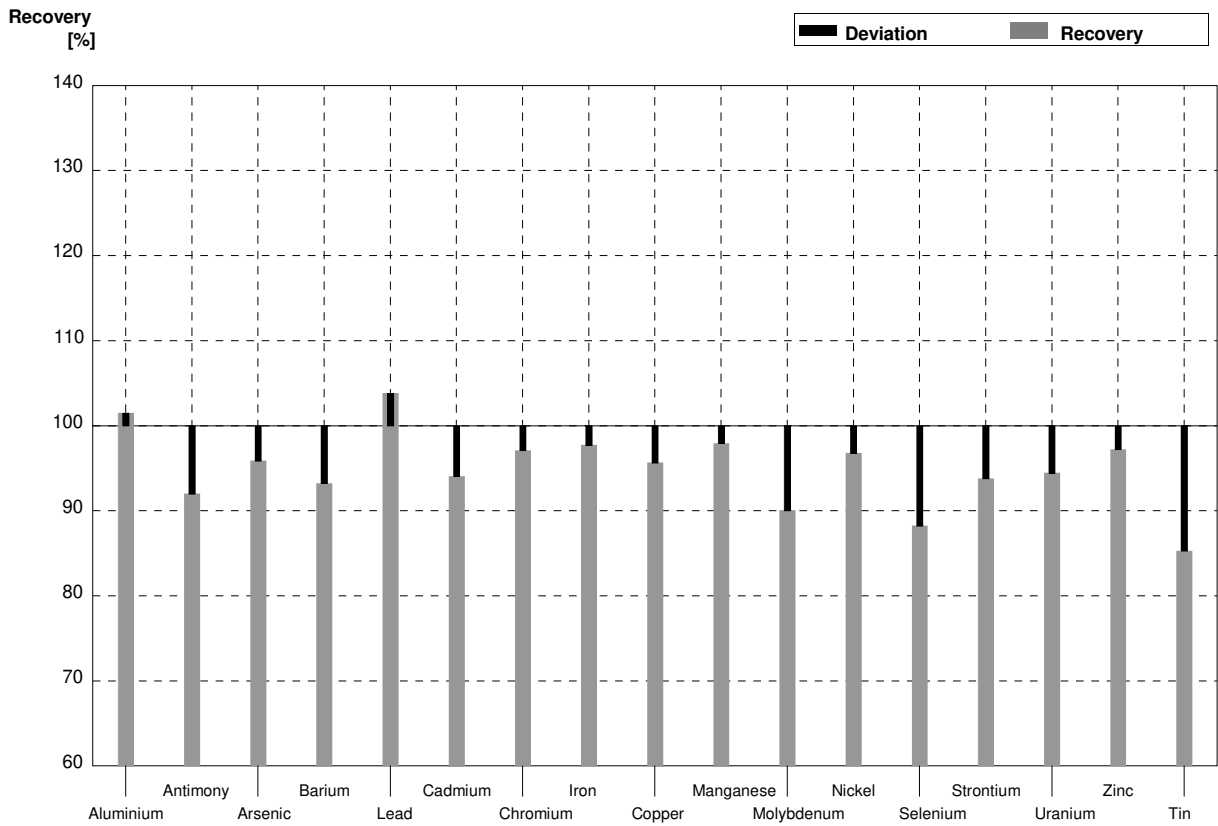
**Sample M179B**  
**Laboratory AL**

| Parameter  | Assigned value | ± U (k=2) | Result | ±     | Unit | Recovery |
|------------|----------------|-----------|--------|-------|------|----------|
| Aluminium  | 47,9           | 0,3       | 38,63  | 0,29  | µg/l | 81%      |
| Antimony   | 1,596          | 0,017     |        |       | µg/l |          |
| Arsenic    | 0,72           | 0,02      | 2,85   | 0,24  | µg/l | 396%     |
| Barium     | 27,16          | 0,13      | 27,8   | 0,05  | µg/l | 102%     |
| Lead       | 3,65           | 0,07      | 4,15   | 0,31  | µg/l | 114%     |
| Cadmium    | 0,301          | 0,005     | 0,397  | 0,009 | µg/l | 132%     |
| Chromium   | 5,05           | 0,03      | 5,2    | 0,15  | µg/l | 103%     |
| Iron       | 25,52          | 0,17      | 24,6   | 0,16  | µg/l | 96%      |
| Copper     | 7,08           | 0,05      | 12,27  | 0,04  | µg/l | 173%     |
| Manganese  | 38,40          | 0,18      | 39,47  | 0,078 | µg/l | 103%     |
| Molybdenum | 6,47           | 0,06      | 6,33   | 0,064 | µg/l | 98%      |
| Nickel     | 5,64           | 0,04      | 4,71   | 0,08  | µg/l | 84%      |
| Selenium   | 2,12           | 0,05      |        |       | µg/l |          |
| Strontium  | 565            | 5         | 739,7  | 1,23  | µg/l | 131%     |
| Uranium    | 3,10           | 0,03      |        |       | µg/l |          |
| Zinc       | 29,5           | 0,9       | 31,8   | 0,042 | µg/l | 108%     |
| Tin        | 1,79           | 0,02      | 1,485  | 0,03  | µg/l | 83%      |



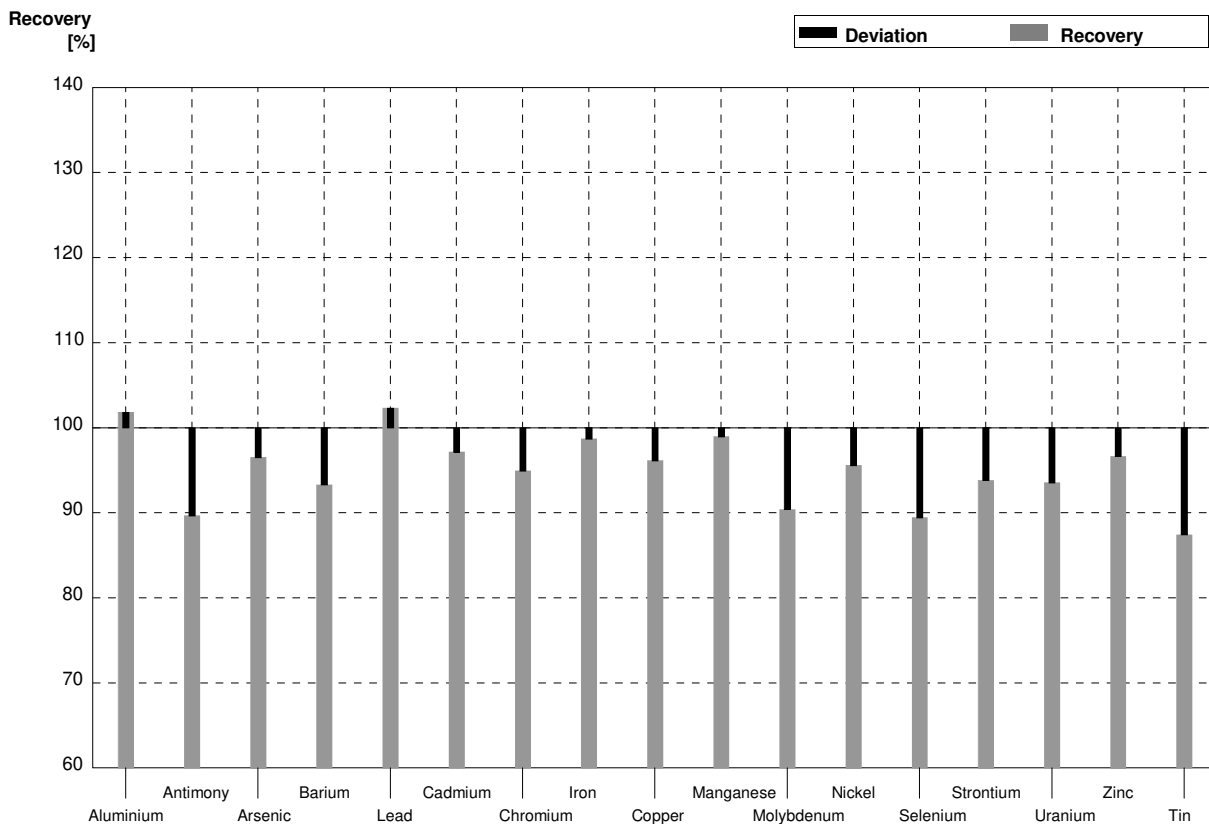
**Sample M179A**  
**Laboratory AM**

| Parameter  | Assigned value | ± U (k=2) | Result | ±      | Unit | Recovery |
|------------|----------------|-----------|--------|--------|------|----------|
| Aluminium  | 50,7           | 0,3       | 51,45  | 2,140  | µg/l | 101%     |
| Antimony   | 0,595          | 0,016     | 0,5473 | 0,034  | µg/l | 92%      |
| Arsenic    | 1,910          | 0,015     | 1,831  | 0,100  | µg/l | 96%      |
| Barium     | 42,19          | 0,17      | 39,33  | 2,265  | µg/l | 93%      |
| Lead       | 5,64           | 0,14      | 5,856  | 0,2986 | µg/l | 104%     |
| Cadmium    | 0,913          | 0,010     | 0,8586 | 0,0422 | µg/l | 94%      |
| Chromium   | 2,549          | 0,018     | 2,475  | 0,1203 | µg/l | 97%      |
| Iron       | 75,9           | 0,3       | 74,16  | 3,60   | µg/l | 98%      |
| Copper     | 1,63           | 0,03      | 1,559  | 0,075  | µg/l | 96%      |
| Manganese  | 55,9           | 0,2       | 54,74  | 2,17   | µg/l | 98%      |
| Molybdenum | 2,32           | 0,04      | 2,089  | 0,133  | µg/l | 90%      |
| Nickel     | 2,01           | 0,03      | 1,945  | 0,103  | µg/l | 97%      |
| Selenium   | 0,76           | 0,03      | 0,6707 | 0,038  | µg/l | 88%      |
| Strontium  | 465            | 4         | 436,1  | 17,443 | µg/l | 94%      |
| Uranium    | 4,18           | 0,03      | 3,948  | 0,202  | µg/l | 94%      |
| Zinc       | 11,1           | 0,7       | 10,79  | 0,5    | µg/l | 97%      |
| Tin        | 1,10           | 0,02      | 0,9380 | 0,038  | µg/l | 85%      |



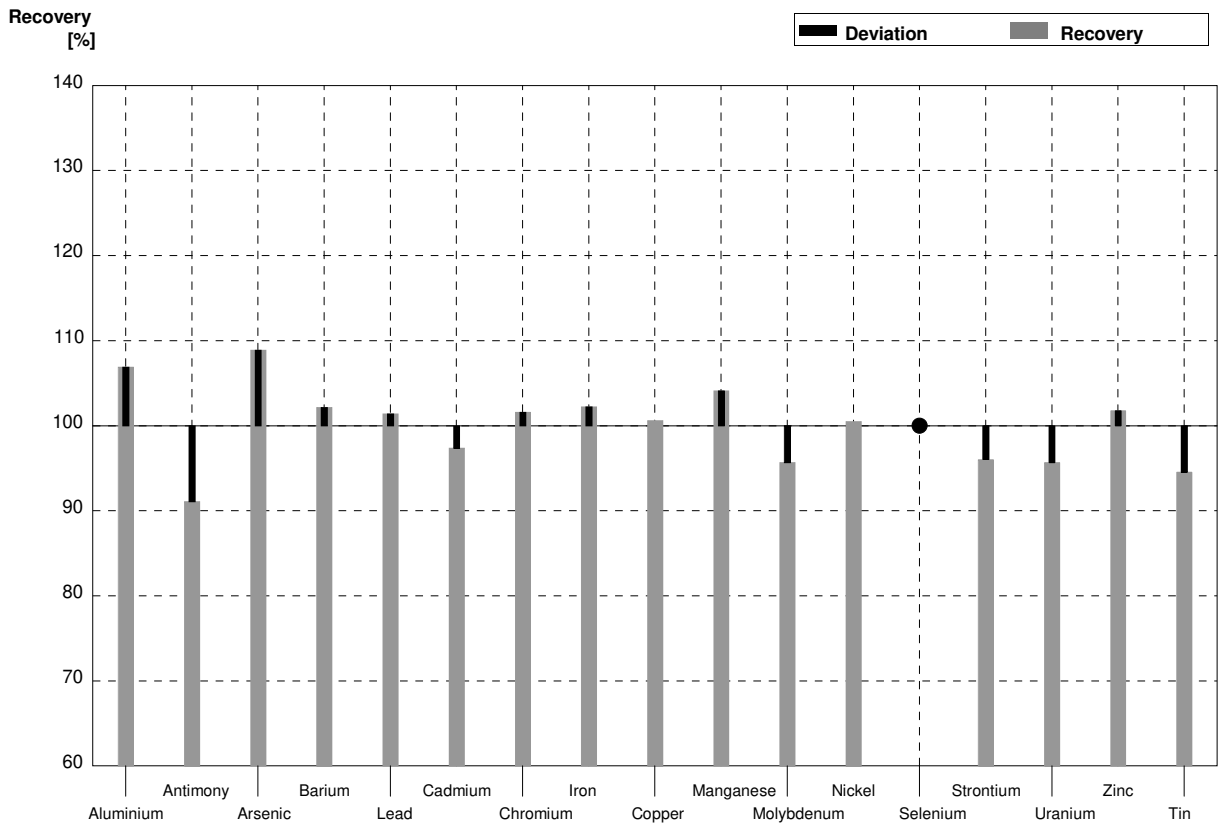
**Sample M179B**  
**Laboratory AM**

| Parameter  | Assigned value | ± U (k=2) | Result | ±      | Unit | Recovery |
|------------|----------------|-----------|--------|--------|------|----------|
| Aluminium  | 47,9           | 0,3       | 48,78  | 2,029  | µg/l | 102%     |
| Antimony   | 1,596          | 0,017     | 1,431  | 0,089  | µg/l | 90%      |
| Arsenic    | 0,72           | 0,02      | 0,6948 | 0,038  | µg/l | 97%      |
| Barium     | 27,16          | 0,13      | 25,34  | 1,460  | µg/l | 93%      |
| Lead       | 3,65           | 0,07      | 3,734  | 0,1904 | µg/l | 102%     |
| Cadmium    | 0,301          | 0,005     | 0,2924 | 0,0144 | µg/l | 97%      |
| Chromium   | 5,05           | 0,03      | 4,794  | 0,2330 | µg/l | 95%      |
| Iron       | 25,52          | 0,17      | 25,19  | 1,22   | µg/l | 99%      |
| Copper     | 7,08           | 0,05      | 6,806  | 0,328  | µg/l | 96%      |
| Manganese  | 38,40          | 0,18      | 38,00  | 1,50   | µg/l | 99%      |
| Molybdenum | 6,47           | 0,06      | 5,848  | 0,371  | µg/l | 90%      |
| Nickel     | 5,64           | 0,04      | 5,390  | 0,286  | µg/l | 96%      |
| Selenium   | 2,12           | 0,05      | 1,896  | 0,108  | µg/l | 89%      |
| Strontium  | 565            | 5         | 530,1  | 21,204 | µg/l | 94%      |
| Uranium    | 3,10           | 0,03      | 2,900  | 0,148  | µg/l | 94%      |
| Zinc       | 29,5           | 0,9       | 28,51  | 1,40   | µg/l | 97%      |
| Tin        | 1,79           | 0,02      | 1,565  | 0,063  | µg/l | 87%      |



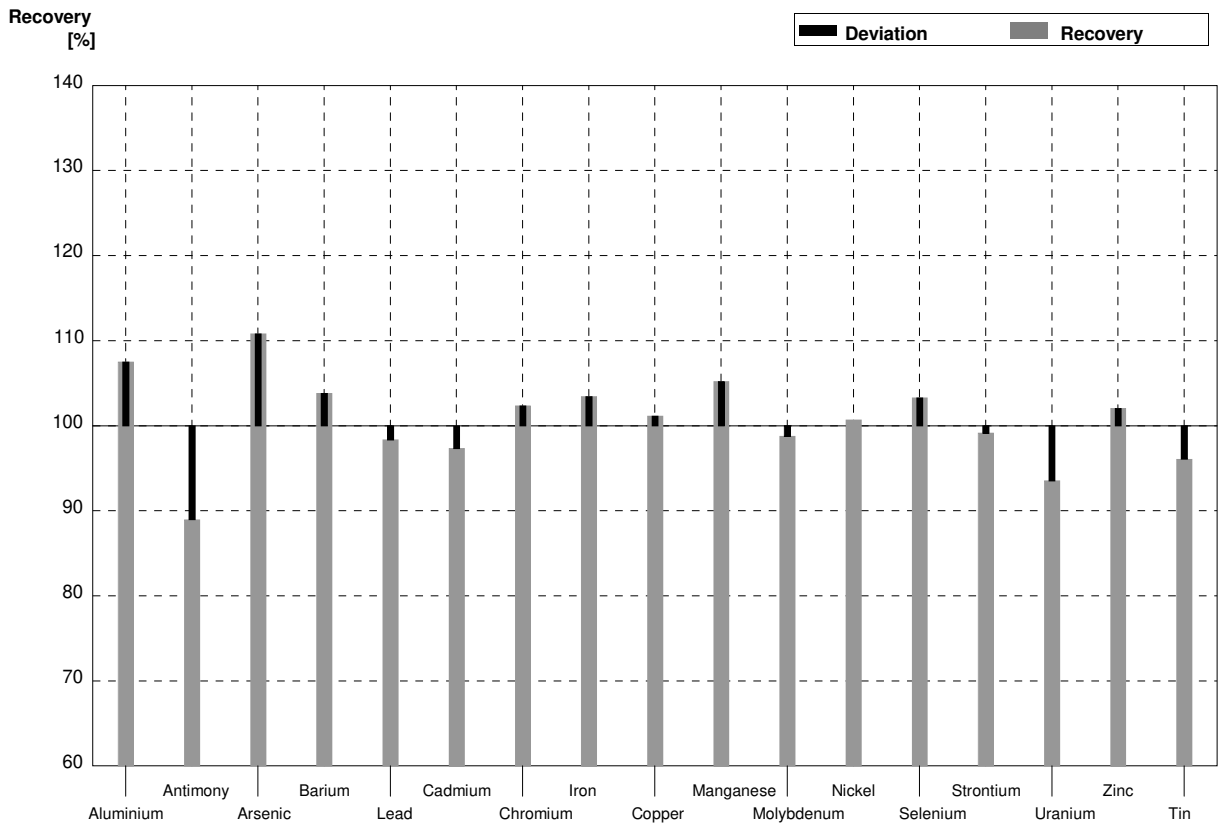
**Sample M179A**  
**Laboratory AN**

| Parameter  | Assigned value | ± U (k=2) | Result | ±     | Unit | Recovery |
|------------|----------------|-----------|--------|-------|------|----------|
| Aluminium  | 50,7           | 0,3       | 54,2   | 16,1  | µg/l | 107%     |
| Antimony   | 0,595          | 0,016     | 0,542  | 0,11  | µg/l | 91%      |
| Arsenic    | 1,910          | 0,015     | 2,08   | 0,38  | µg/l | 109%     |
| Barium     | 42,19          | 0,17      | 43,1   | 13,9  | µg/l | 102%     |
| Lead       | 5,64           | 0,14      | 5,72   | 1,42  | µg/l | 101%     |
| Cadmium    | 0,913          | 0,010     | 0,889  | 0,098 | µg/l | 97%      |
| Chromium   | 2,549          | 0,018     | 2,59   | 0,44  | µg/l | 102%     |
| Iron       | 75,9           | 0,3       | 77,6   | 17,1  | µg/l | 102%     |
| Copper     | 1,63           | 0,03      | 1,64   | 0,44  | µg/l | 101%     |
| Manganese  | 55,9           | 0,2       | 58,2   | 15,7  | µg/l | 104%     |
| Molybdenum | 2,32           | 0,04      | 2,22   | 0,41  | µg/l | 96%      |
| Nickel     | 2,01           | 0,03      | 2,02   | 0,53  | µg/l | 100%     |
| Selenium   | 0,76           | 0,03      | <1,0   |       | µg/l | •        |
| Strontium  | 465            | 4         | 446,6  | 113,7 | µg/l | 96%      |
| Uranium    | 4,18           | 0,03      | 4,00   | 0,96  | µg/l | 96%      |
| Zinc       | 11,1           | 0,7       | 11,3   | 2,7   | µg/l | 102%     |
| Tin        | 1,10           | 0,02      | 1,04   | 0,21  | µg/l | 95%      |



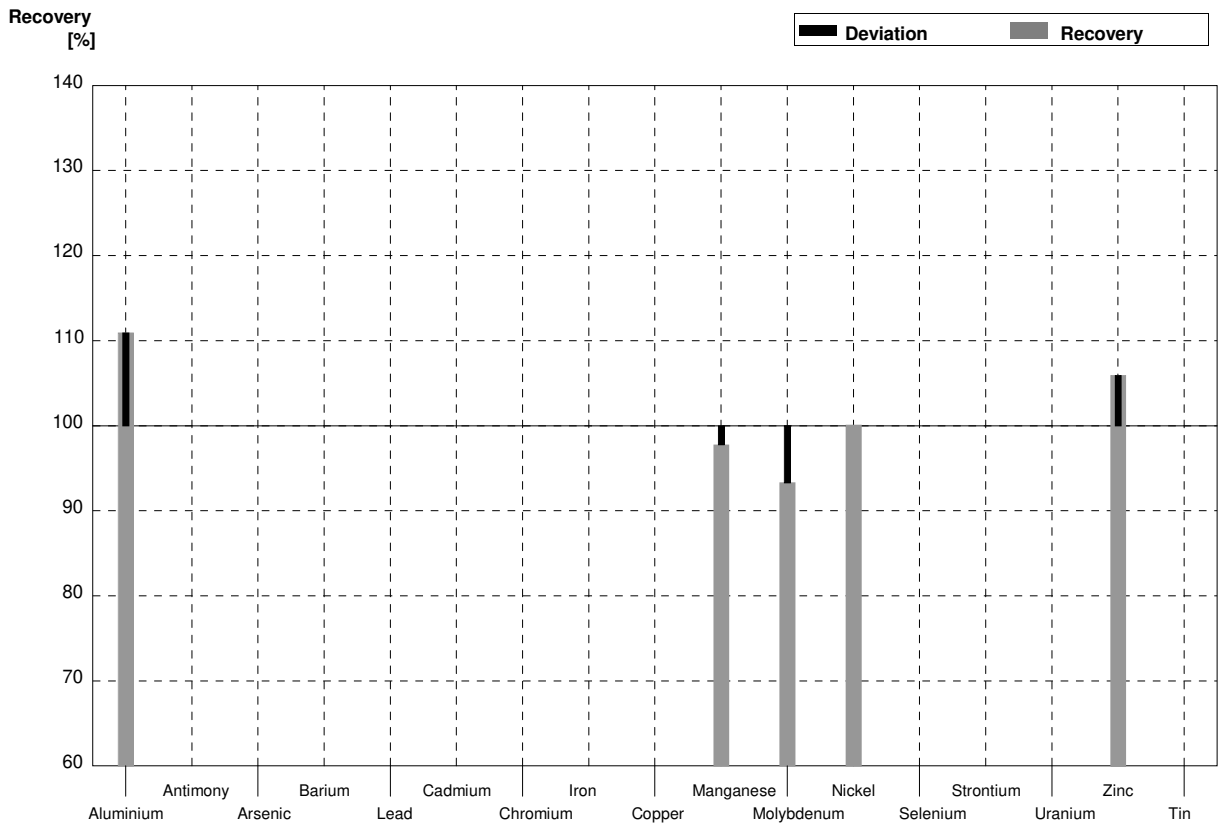
**Sample M179B**  
**Laboratory AN**

| Parameter  | Assigned value | ± U (k=2) | Result | ±     | Unit | Recovery |
|------------|----------------|-----------|--------|-------|------|----------|
| Aluminium  | 47,9           | 0,3       | 51,5   | 15,3  | µg/l | 108%     |
| Antimony   | 1,596          | 0,017     | 1,42   | 0,28  | µg/l | 89%      |
| Arsenic    | 0,72           | 0,02      | 0,798  | 0,15  | µg/l | 111%     |
| Barium     | 27,16          | 0,13      | 28,2   | 9,1   | µg/l | 104%     |
| Lead       | 3,65           | 0,07      | 3,59   | 0,89  | µg/l | 98%      |
| Cadmium    | 0,301          | 0,005     | 0,293  | 0,032 | µg/l | 97%      |
| Chromium   | 5,05           | 0,03      | 5,17   | 0,87  | µg/l | 102%     |
| Iron       | 25,52          | 0,17      | 26,4   | 5,8   | µg/l | 103%     |
| Copper     | 7,08           | 0,05      | 7,16   | 1,90  | µg/l | 101%     |
| Manganese  | 38,40          | 0,18      | 40,4   | 10,9  | µg/l | 105%     |
| Molybdenum | 6,47           | 0,06      | 6,39   | 1,18  | µg/l | 99%      |
| Nickel     | 5,64           | 0,04      | 5,68   | 1,48  | µg/l | 101%     |
| Selenium   | 2,12           | 0,05      | 2,19   | 0,37  | µg/l | 103%     |
| Strontium  | 565            | 5         | 560,2  | 142,9 | µg/l | 99%      |
| Uranium    | 3,10           | 0,03      | 2,90   | 0,70  | µg/l | 94%      |
| Zinc       | 29,5           | 0,9       | 30,1   | 7,3   | µg/l | 102%     |
| Tin        | 1,79           | 0,02      | 1,72   | 0,34  | µg/l | 96%      |



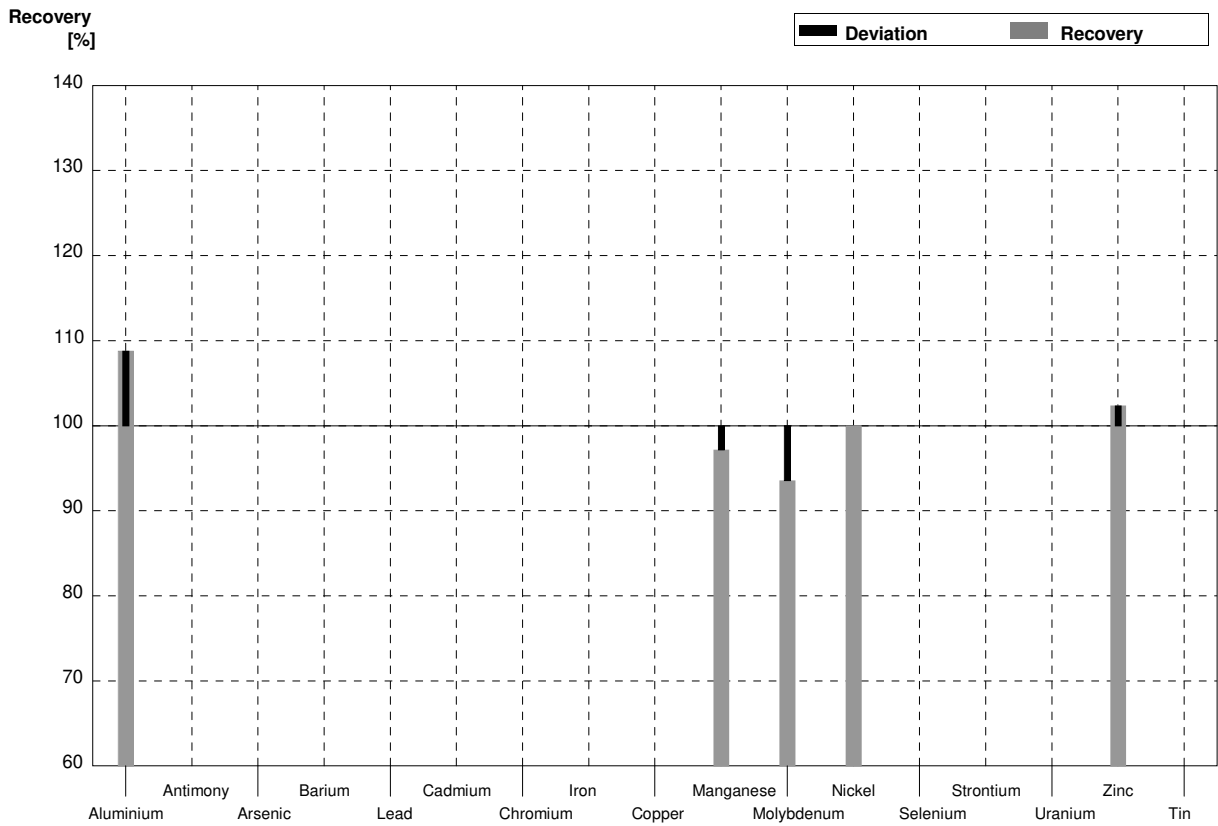
**Sample M179A**  
**Laboratory AO**

| Parameter  | Assigned value | ± U (k=2) | Result | ± | Unit | Recovery |
|------------|----------------|-----------|--------|---|------|----------|
| Aluminium  | 50,7           | 0,3       | 56,25  |   | µg/l | 111%     |
| Antimony   | 0,595          | 0,016     |        |   | µg/l |          |
| Arsenic    | 1,910          | 0,015     |        |   | µg/l |          |
| Barium     | 42,19          | 0,17      |        |   | µg/l |          |
| Lead       | 5,64           | 0,14      |        |   | µg/l |          |
| Cadmium    | 0,913          | 0,010     |        |   | µg/l |          |
| Chromium   | 2,549          | 0,018     |        |   | µg/l |          |
| Iron       | 75,9           | 0,3       |        |   | µg/l |          |
| Copper     | 1,63           | 0,03      |        |   | µg/l |          |
| Manganese  | 55,9           | 0,2       | 54,66  |   | µg/l | 98%      |
| Molybdenum | 2,32           | 0,04      | 2,165  |   | µg/l | 93%      |
| Nickel     | 2,01           | 0,03      | 2,012  |   | µg/l | 100%     |
| Selenium   | 0,76           | 0,03      |        |   | µg/l |          |
| Strontium  | 465            | 4         |        |   | µg/l |          |
| Uranium    | 4,18           | 0,03      |        |   | µg/l |          |
| Zinc       | 11,1           | 0,7       | 11,76  |   | µg/l | 106%     |
| Tin        | 1,10           | 0,02      |        |   | µg/l |          |



**Sample M179B**  
**Laboratory AO**

| Parameter  | Assigned value | ± U (k=2) | Result | ± | Unit | Recovery |
|------------|----------------|-----------|--------|---|------|----------|
| Aluminium  | 47,9           | 0,3       | 52,11  |   | µg/l | 109%     |
| Antimony   | 1,596          | 0,017     |        |   | µg/l |          |
| Arsenic    | 0,72           | 0,02      |        |   | µg/l |          |
| Barium     | 27,16          | 0,13      |        |   | µg/l |          |
| Lead       | 3,65           | 0,07      |        |   | µg/l |          |
| Cadmium    | 0,301          | 0,005     |        |   | µg/l |          |
| Chromium   | 5,05           | 0,03      |        |   | µg/l |          |
| Iron       | 25,52          | 0,17      |        |   | µg/l |          |
| Copper     | 7,08           | 0,05      |        |   | µg/l |          |
| Manganese  | 38,40          | 0,18      | 37,31  |   | µg/l | 97%      |
| Molybdenum | 6,47           | 0,06      | 6,053  |   | µg/l | 94%      |
| Nickel     | 5,64           | 0,04      | 5,642  |   | µg/l | 100%     |
| Selenium   | 2,12           | 0,05      |        |   | µg/l |          |
| Strontium  | 565            | 5         |        |   | µg/l |          |
| Uranium    | 3,10           | 0,03      |        |   | µg/l |          |
| Zinc       | 29,5           | 0,9       | 30,19  |   | µg/l | 102%     |
| Tin        | 1,79           | 0,02      |        |   | µg/l |          |







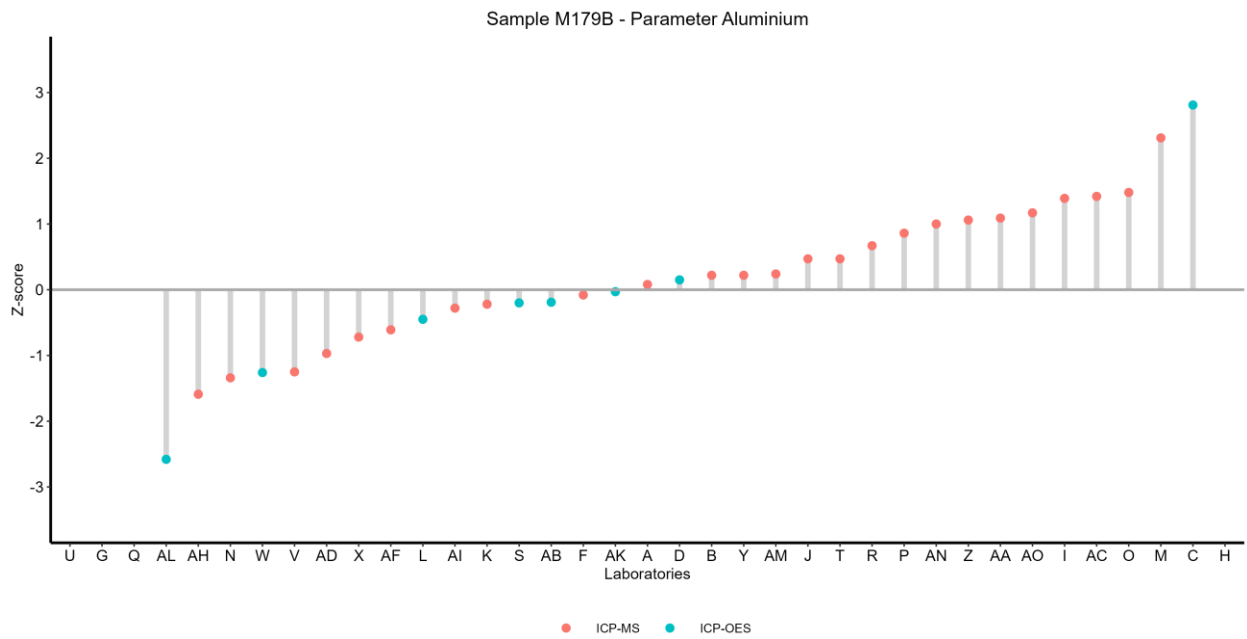
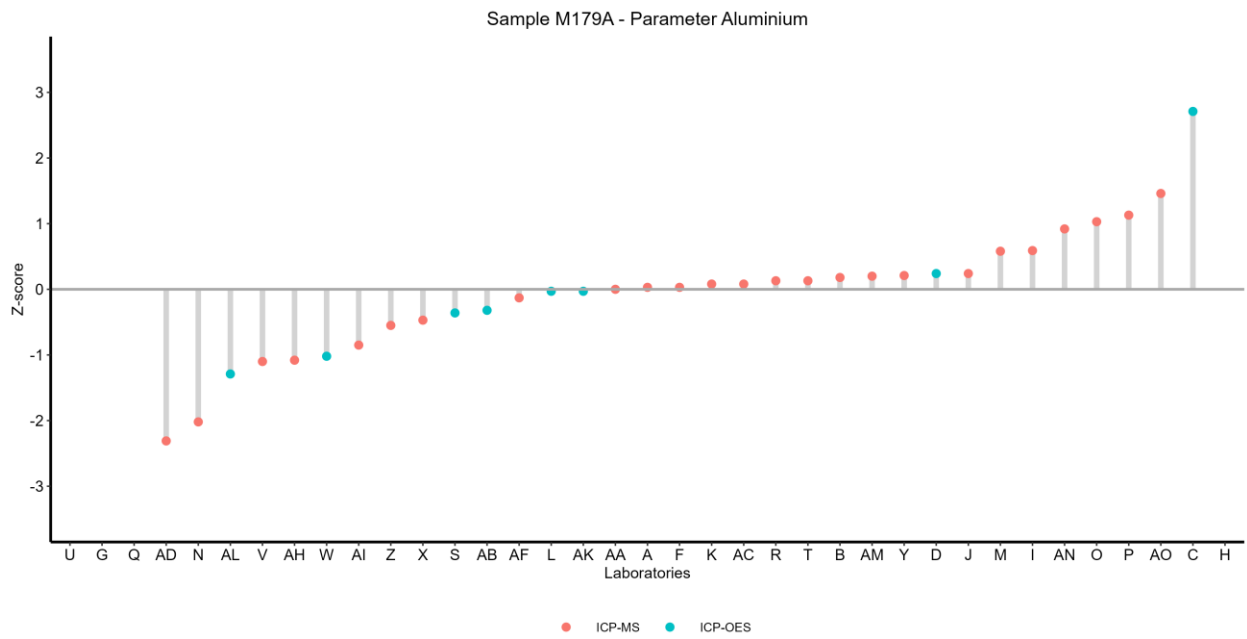
**Methodenvergleich**  
**Method comparison**

Eignungsprüfungsrunde / Proficiency testing round  
M179

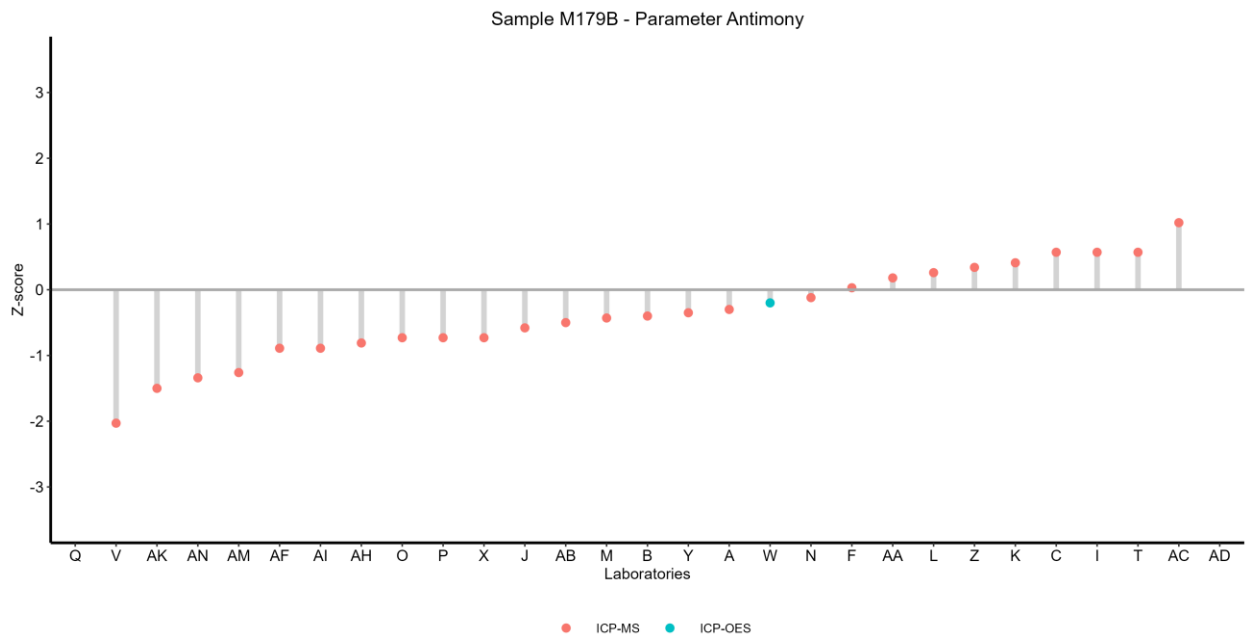
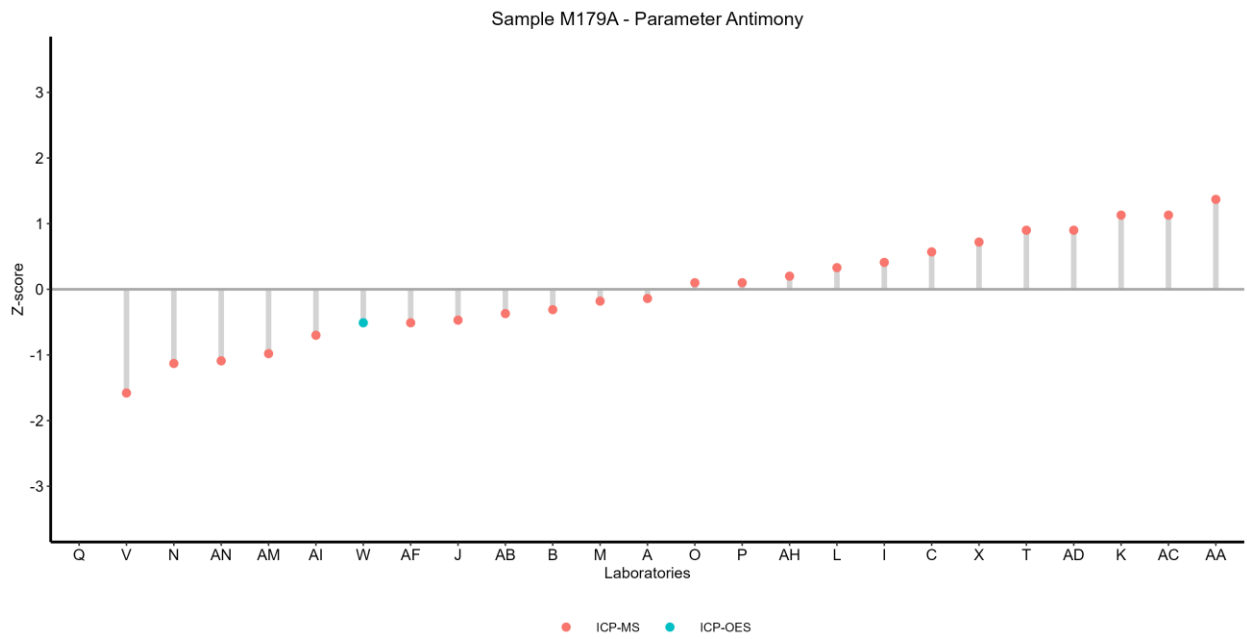
Metalle / Metals

Versand / Dispatch: 10.11.2025

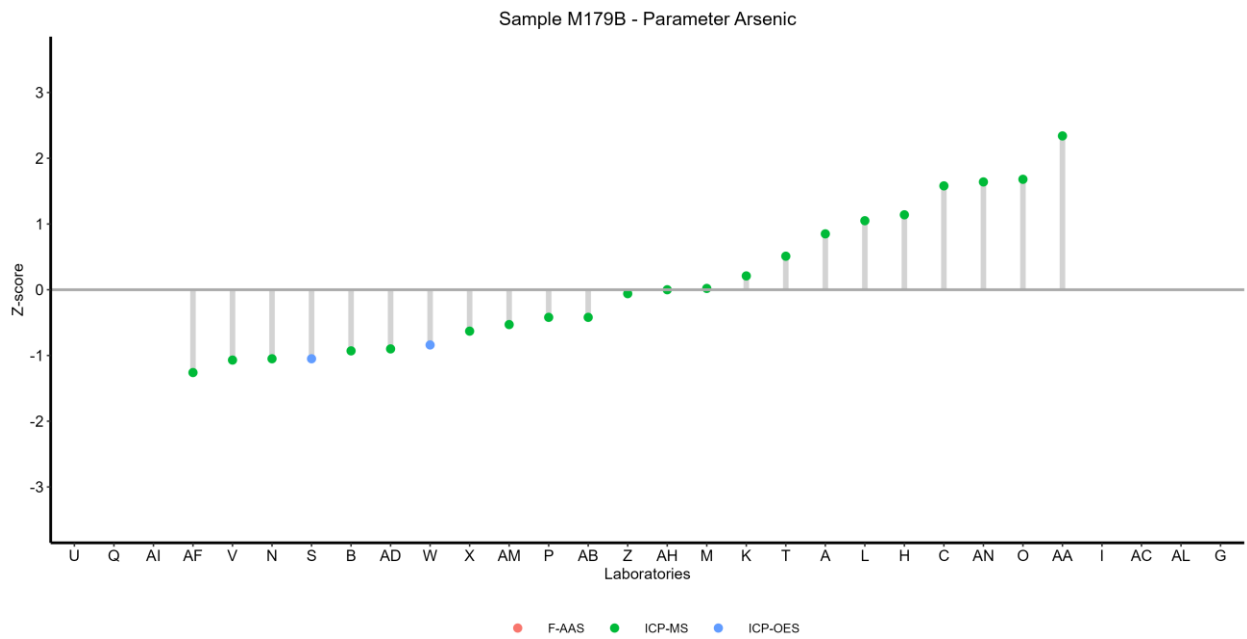
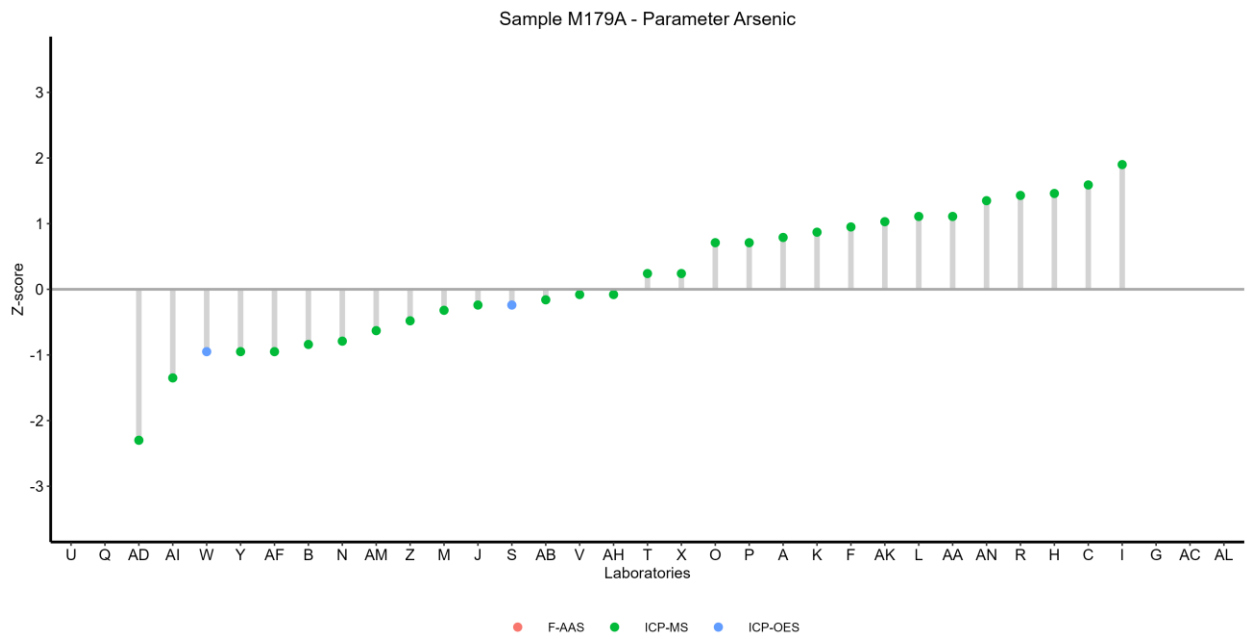
# Aluminium



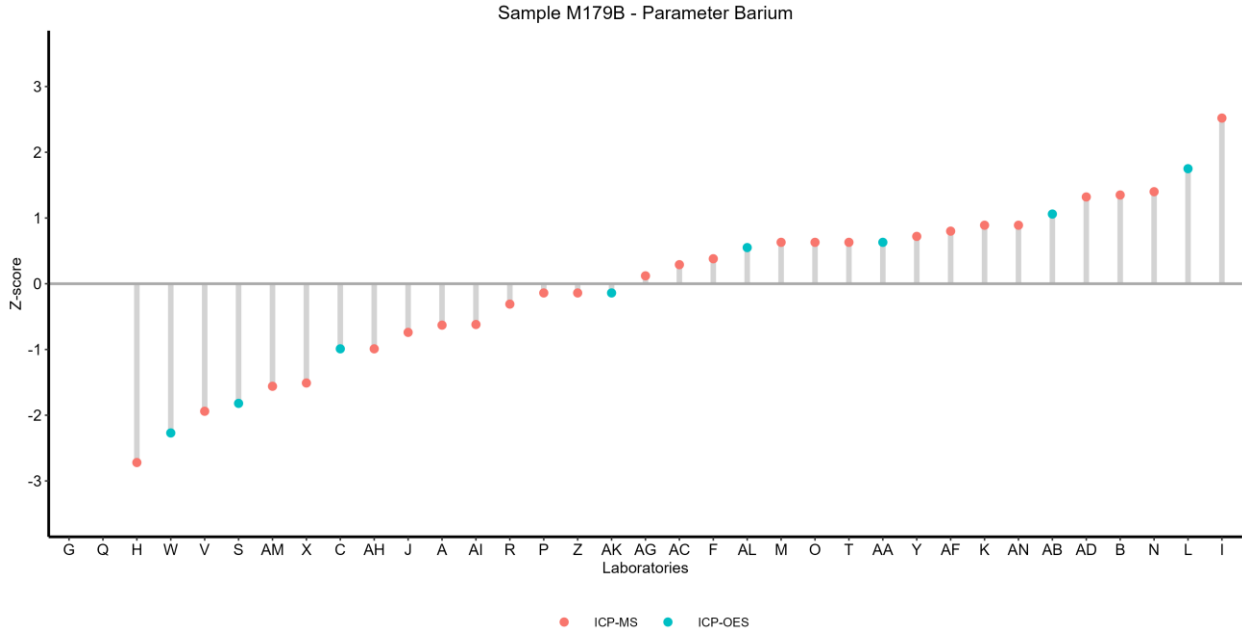
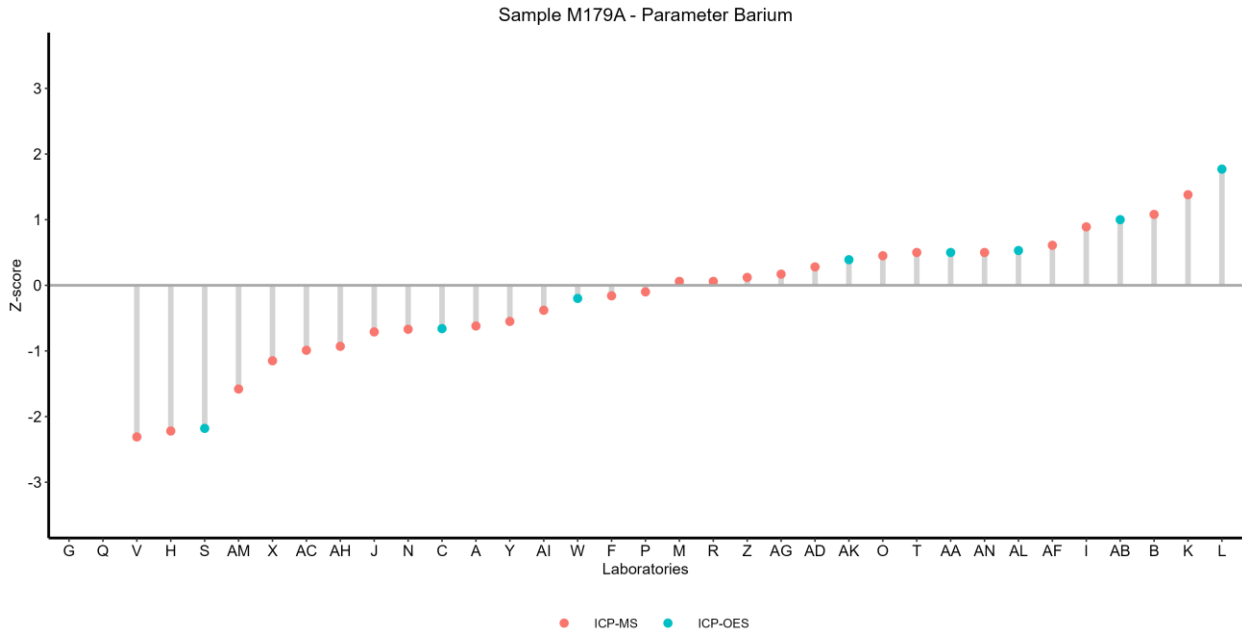
# Antimony



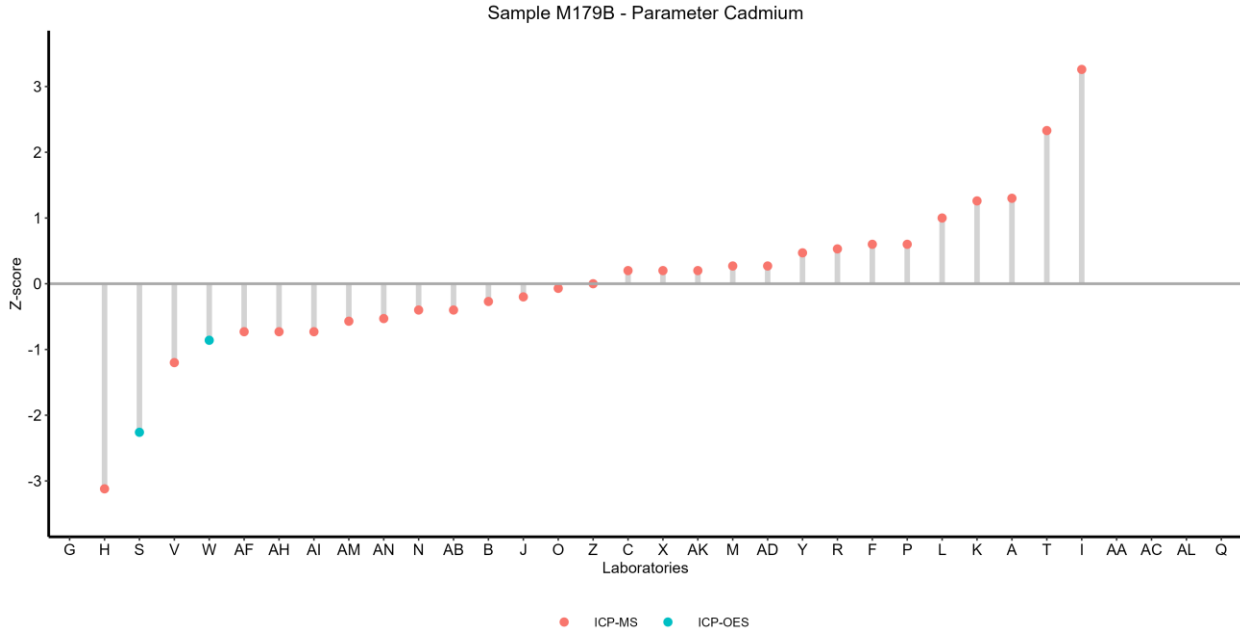
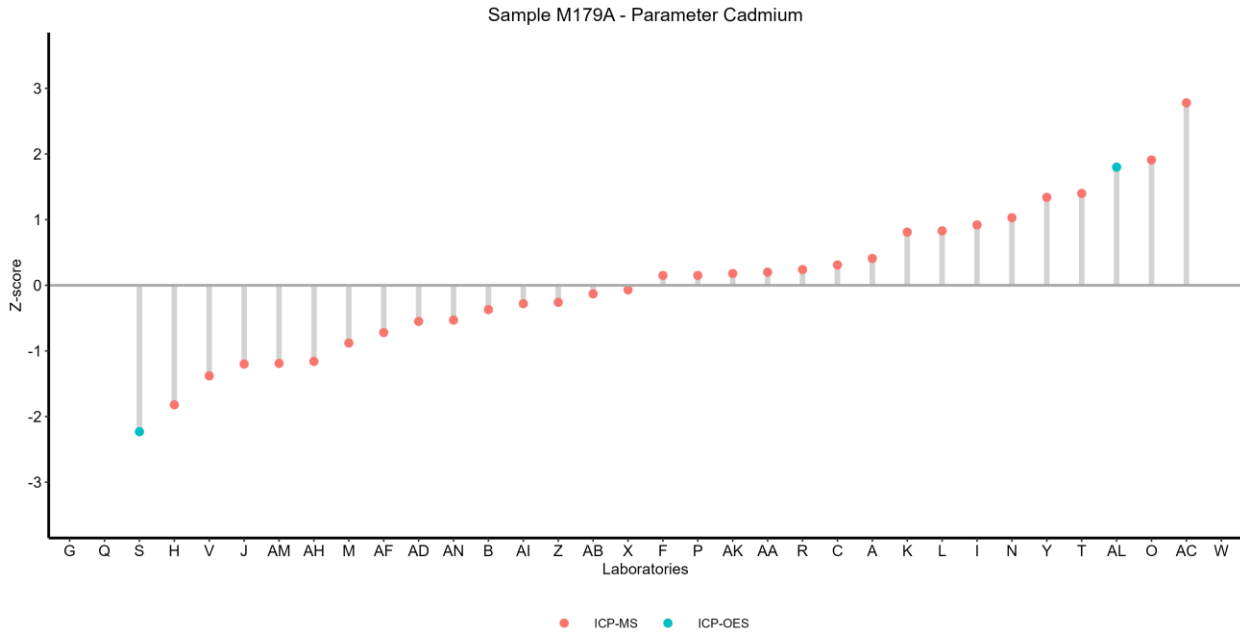
# Arsenic



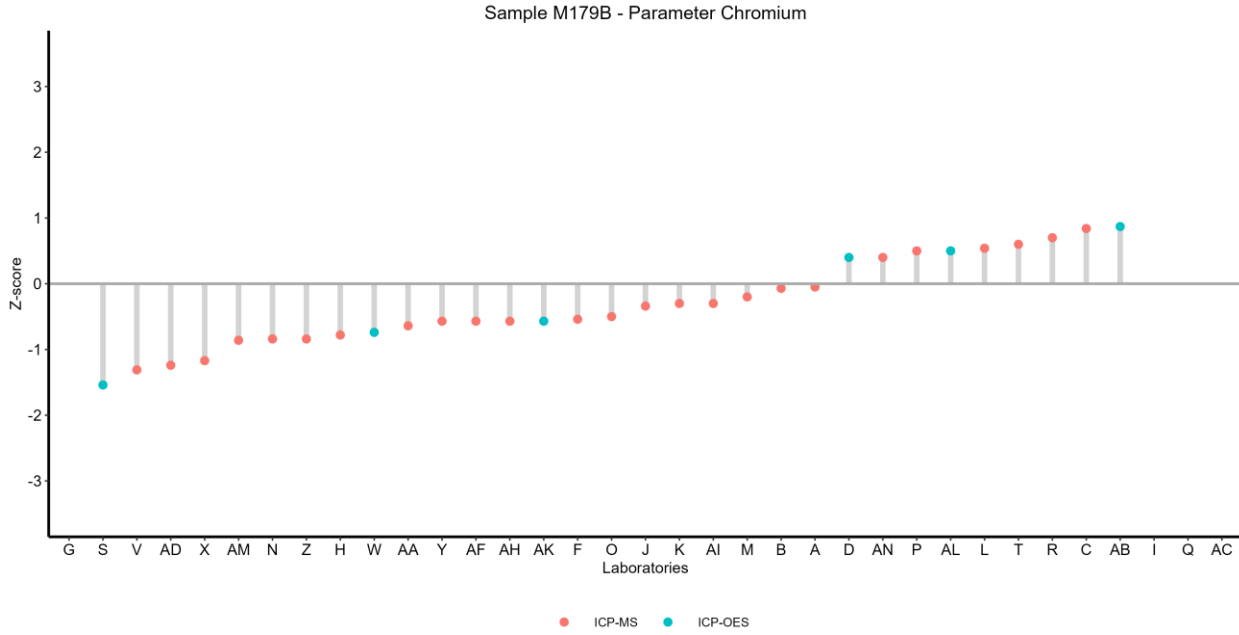
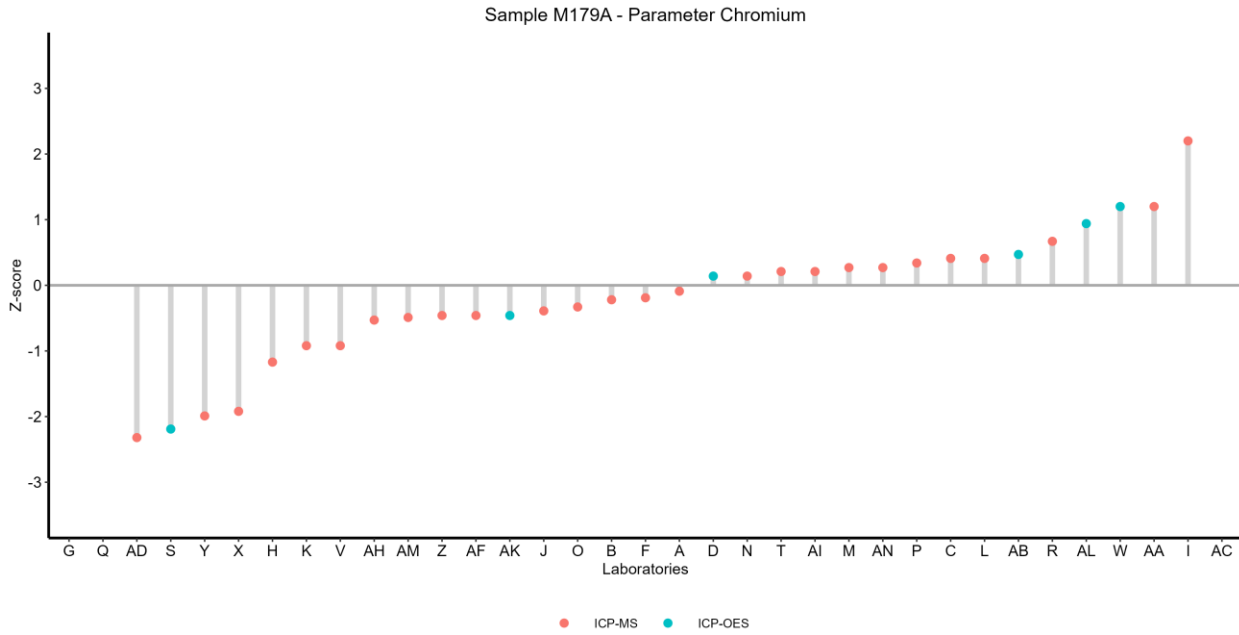
# Barium



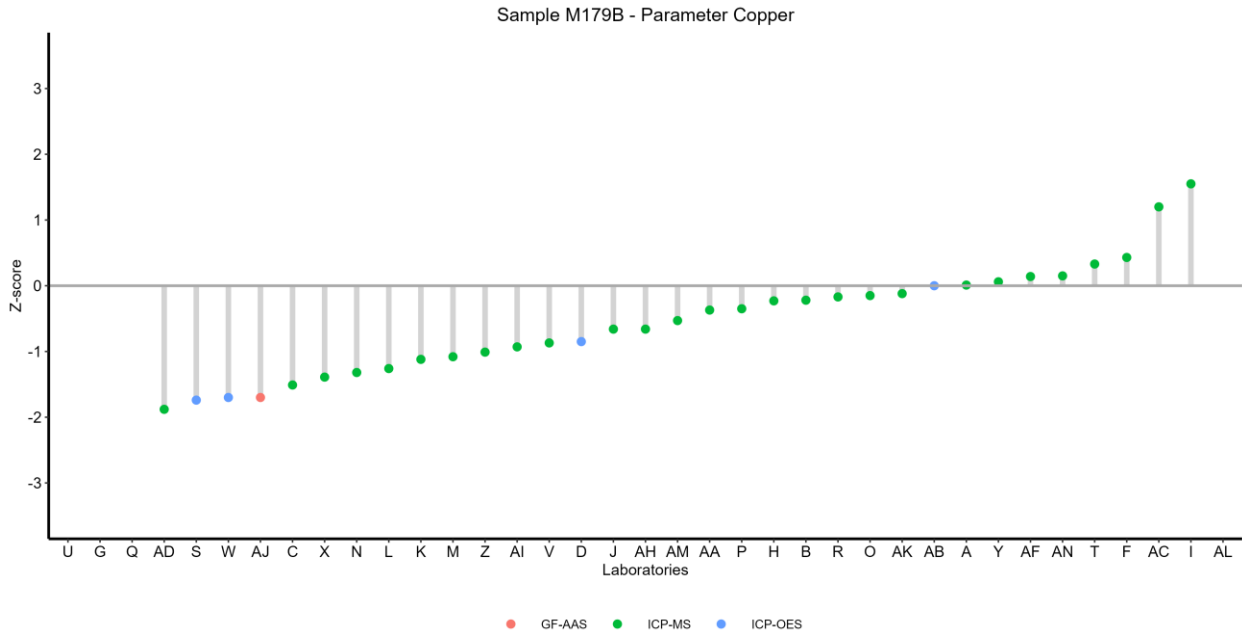
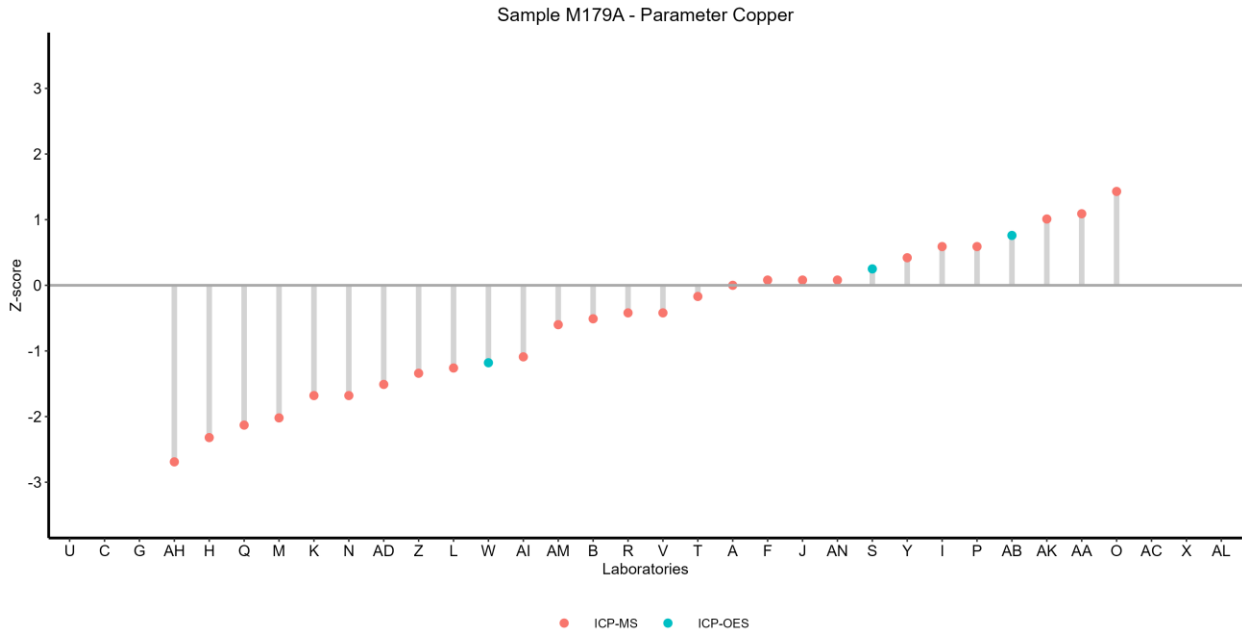
# Cadmium



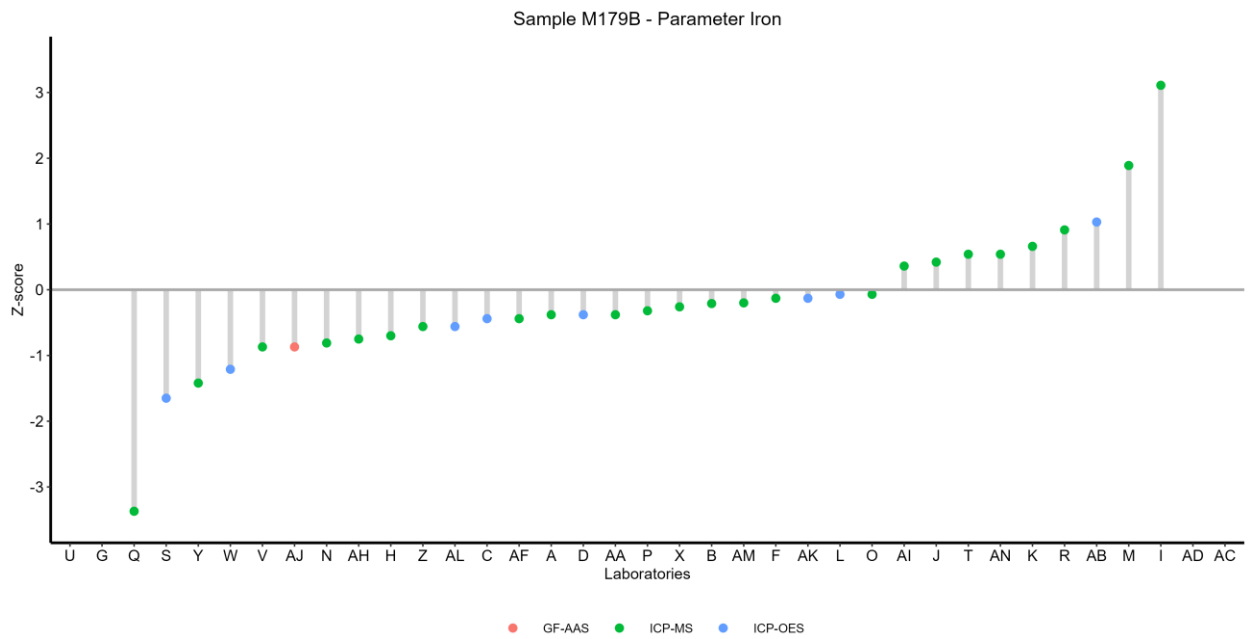
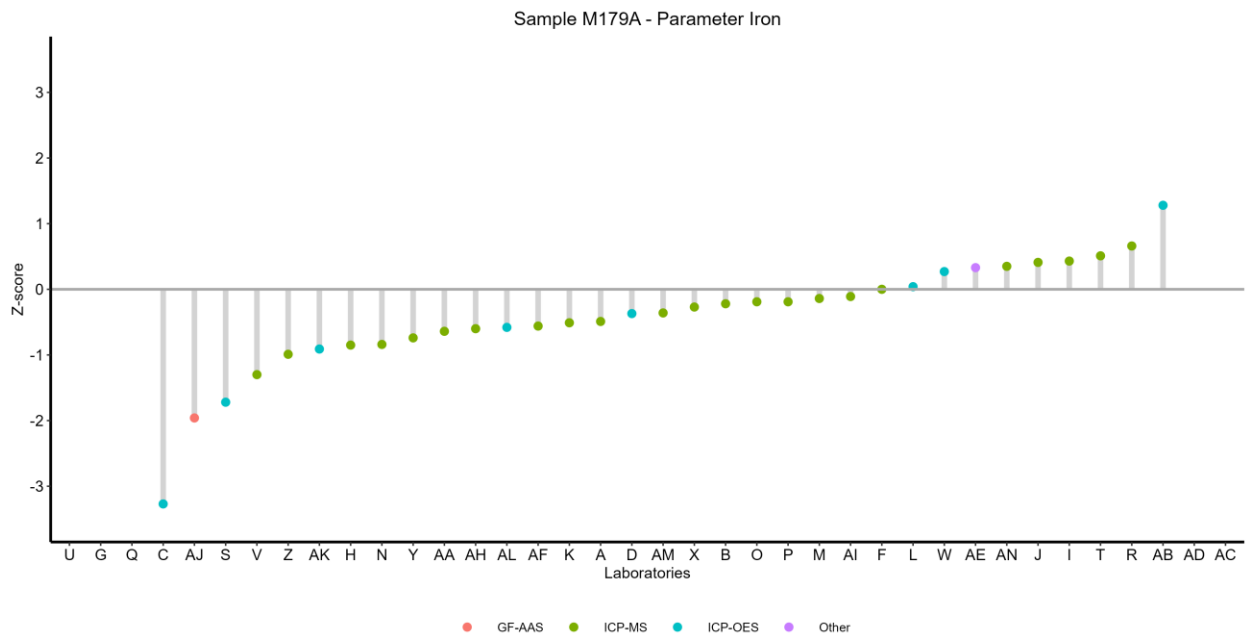
# Chromium



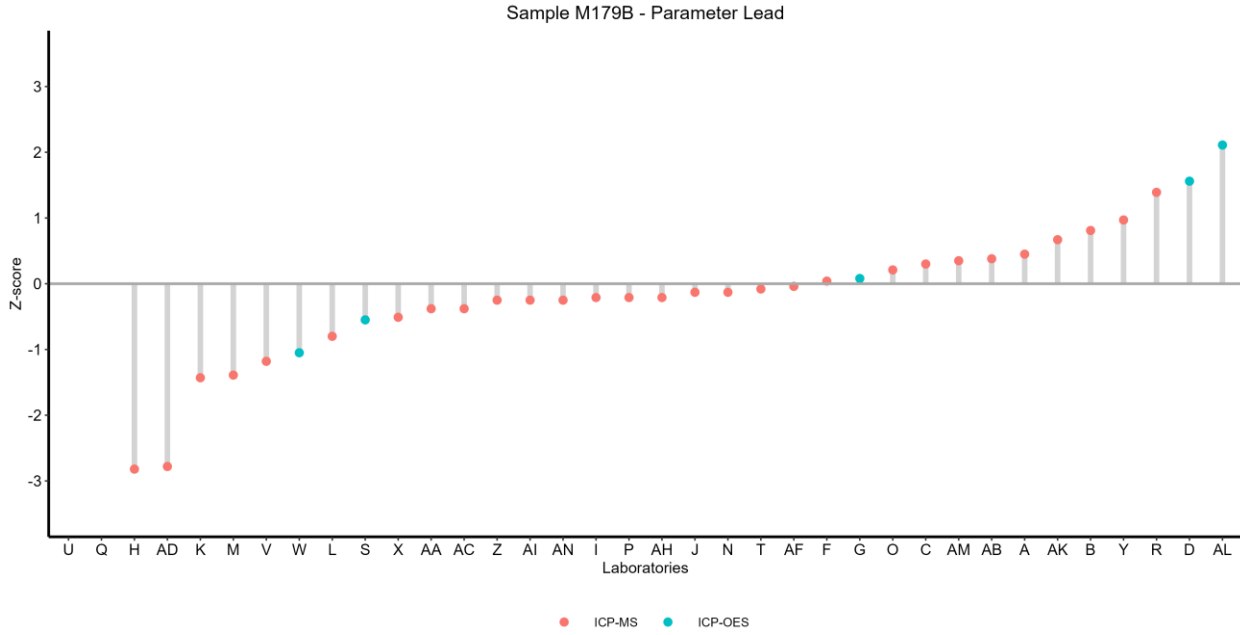
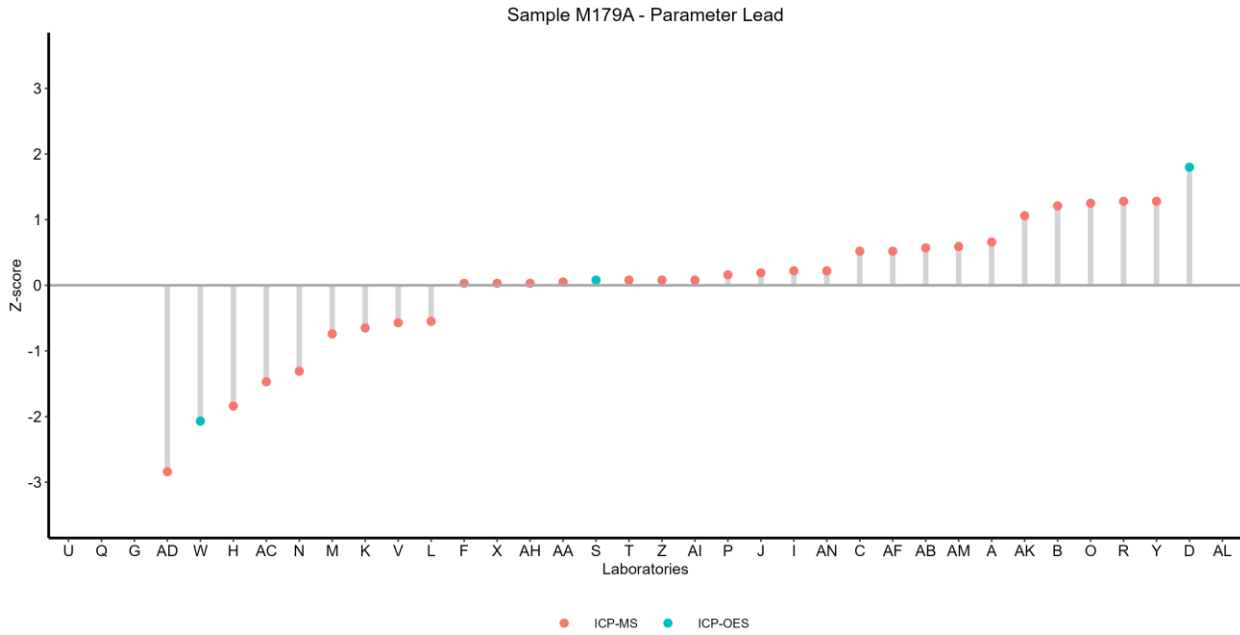
# Copper



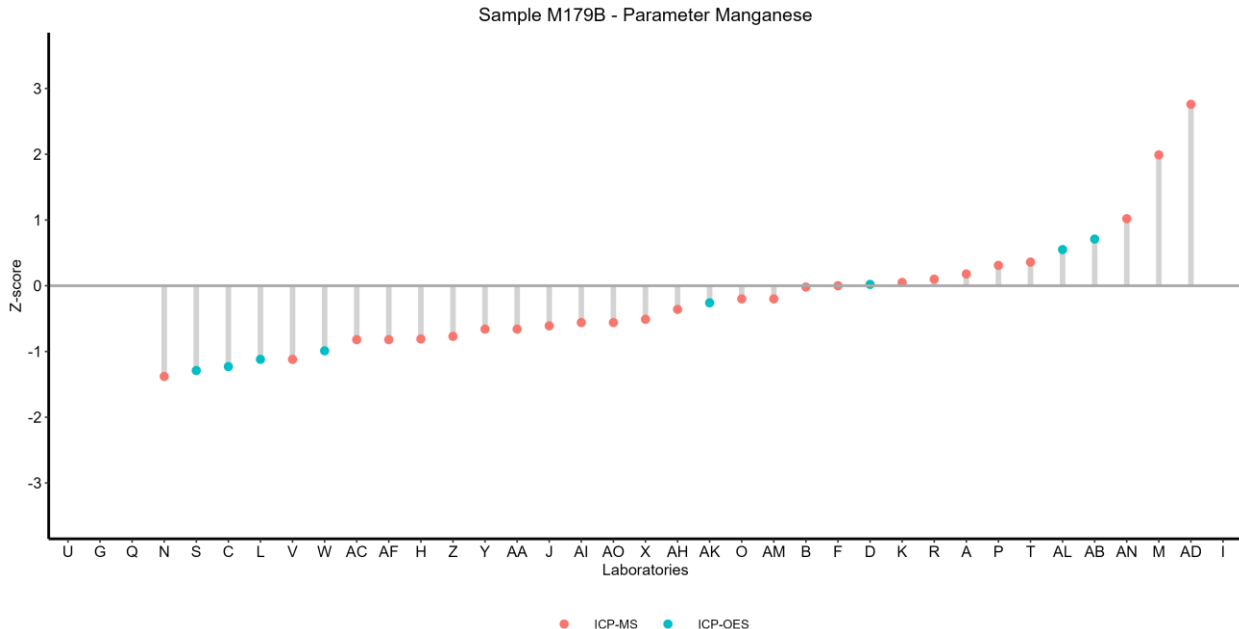
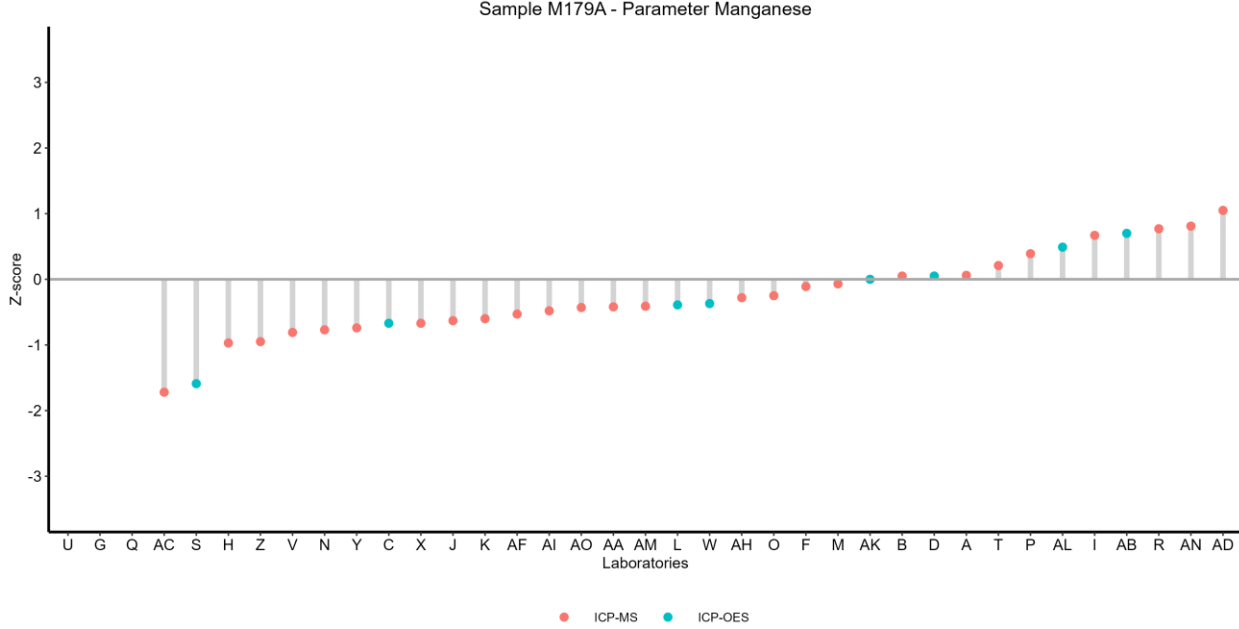
# Iron



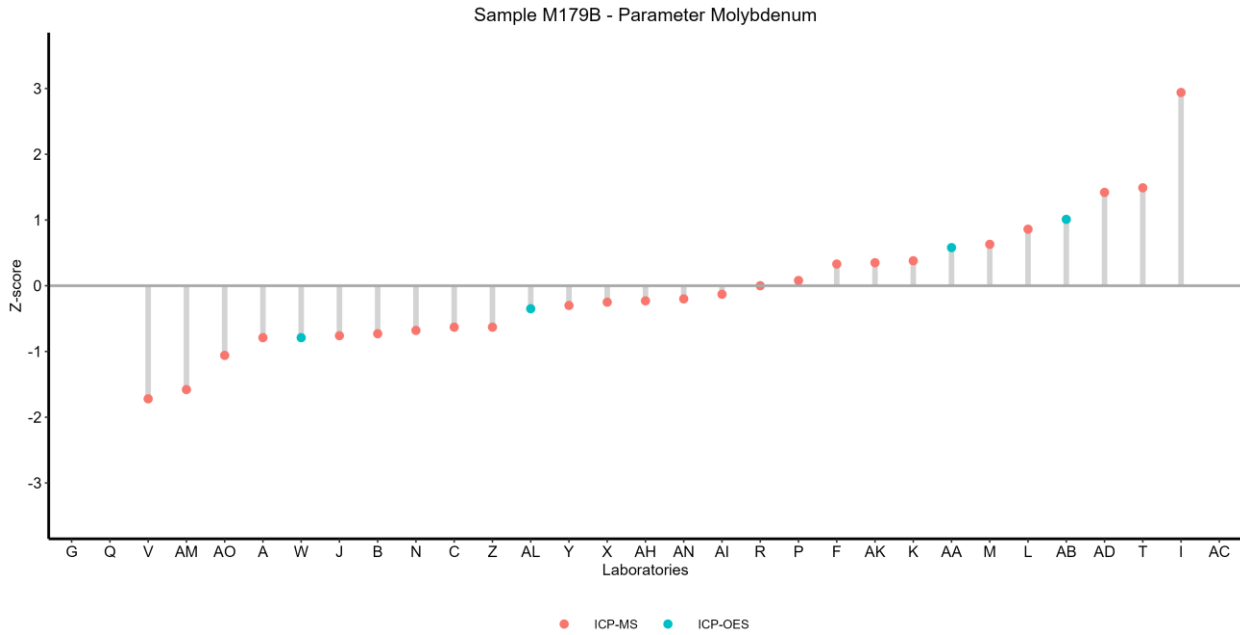
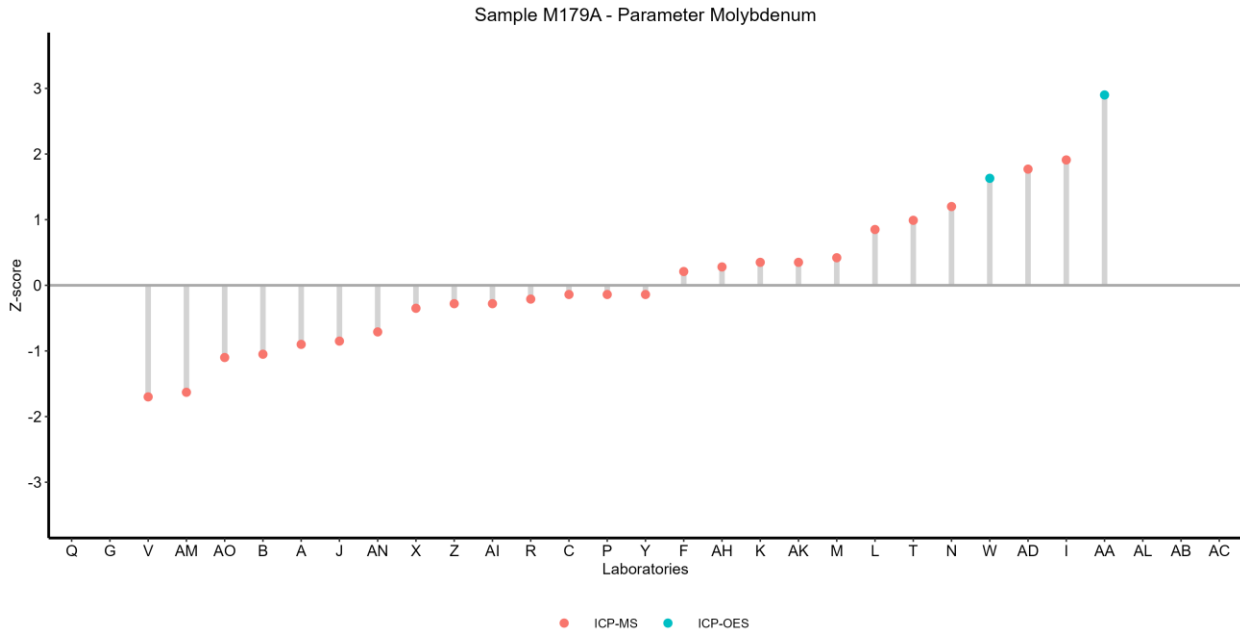
Lead



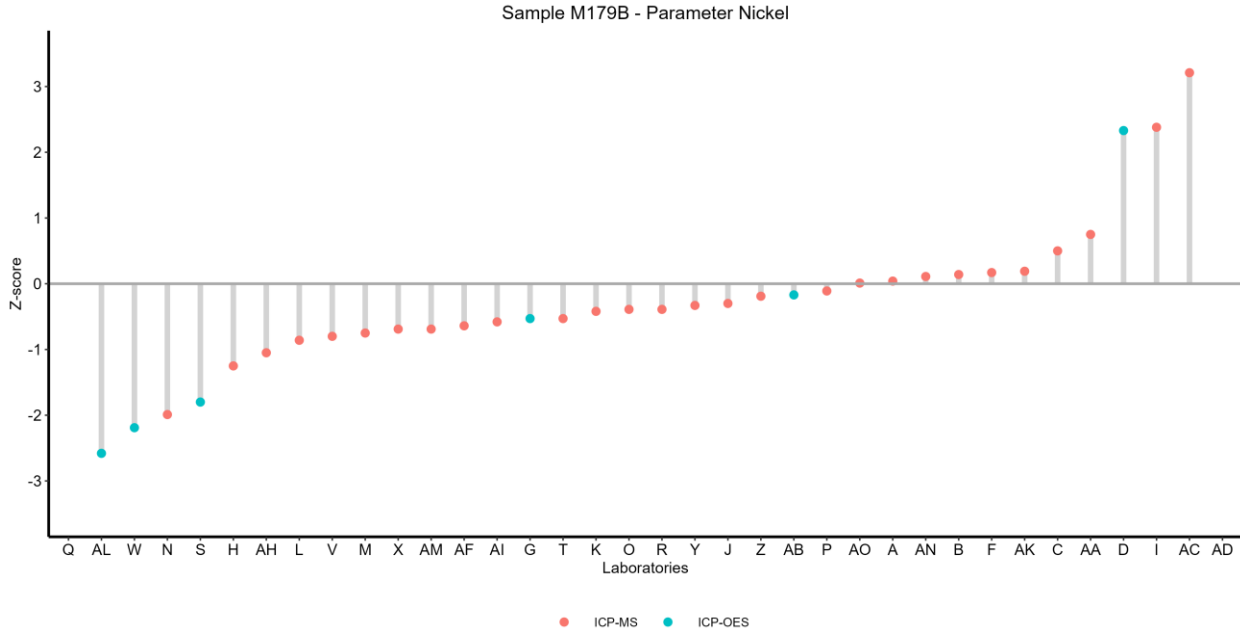
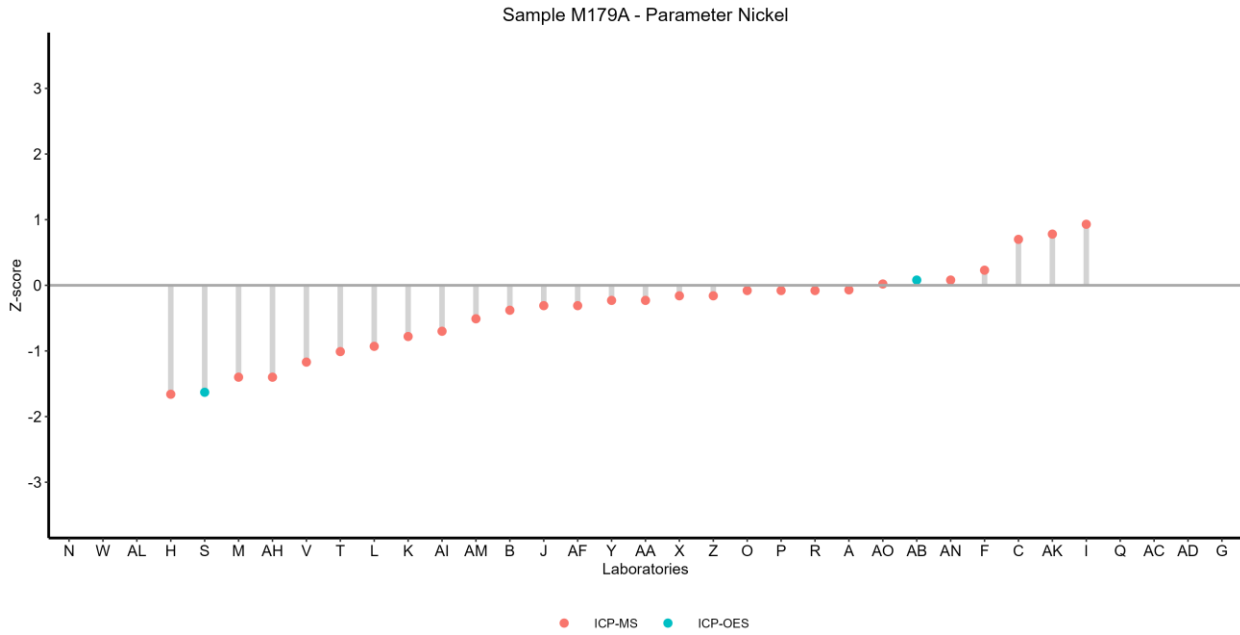
# Manganese



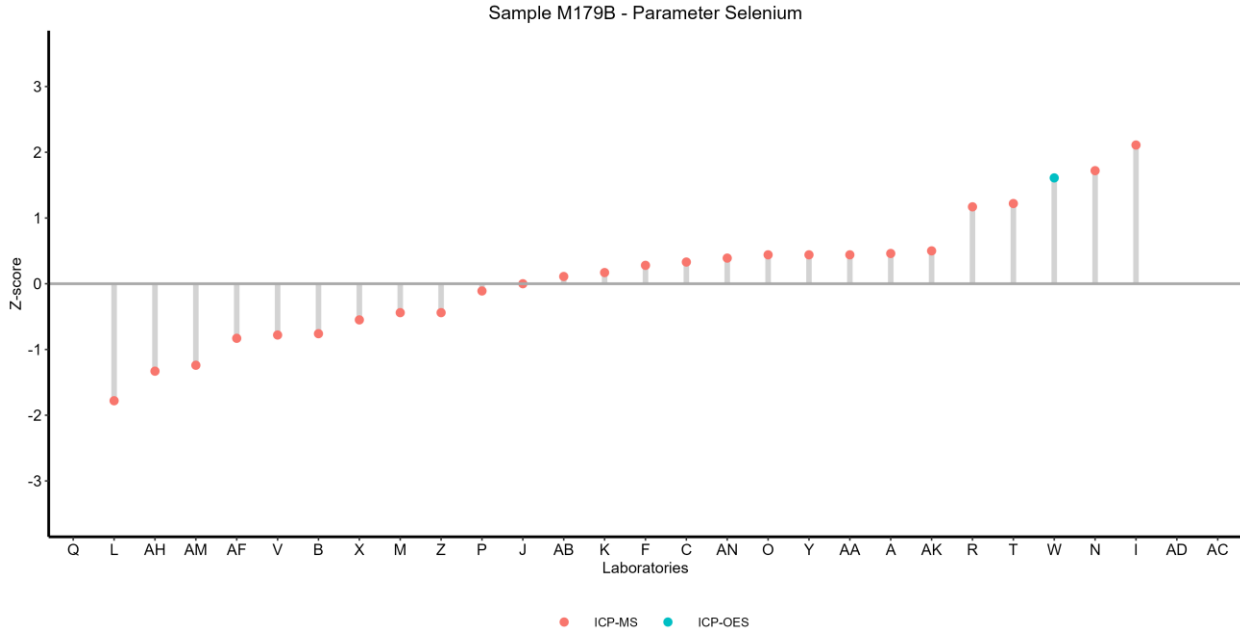
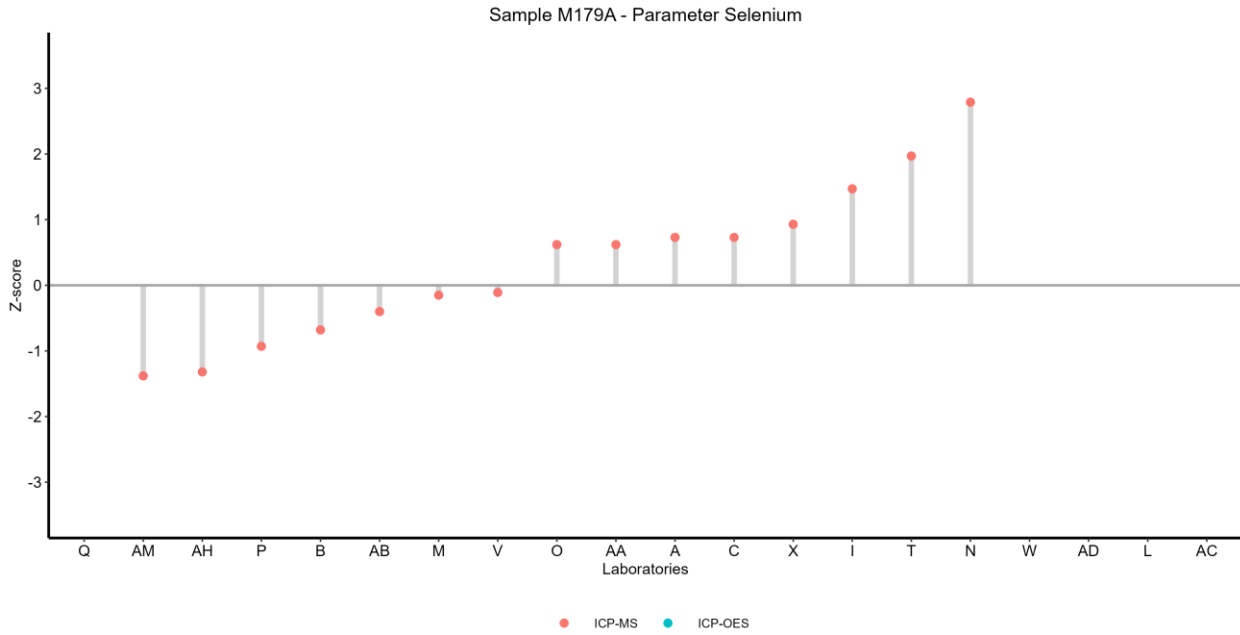
# Molybdenum



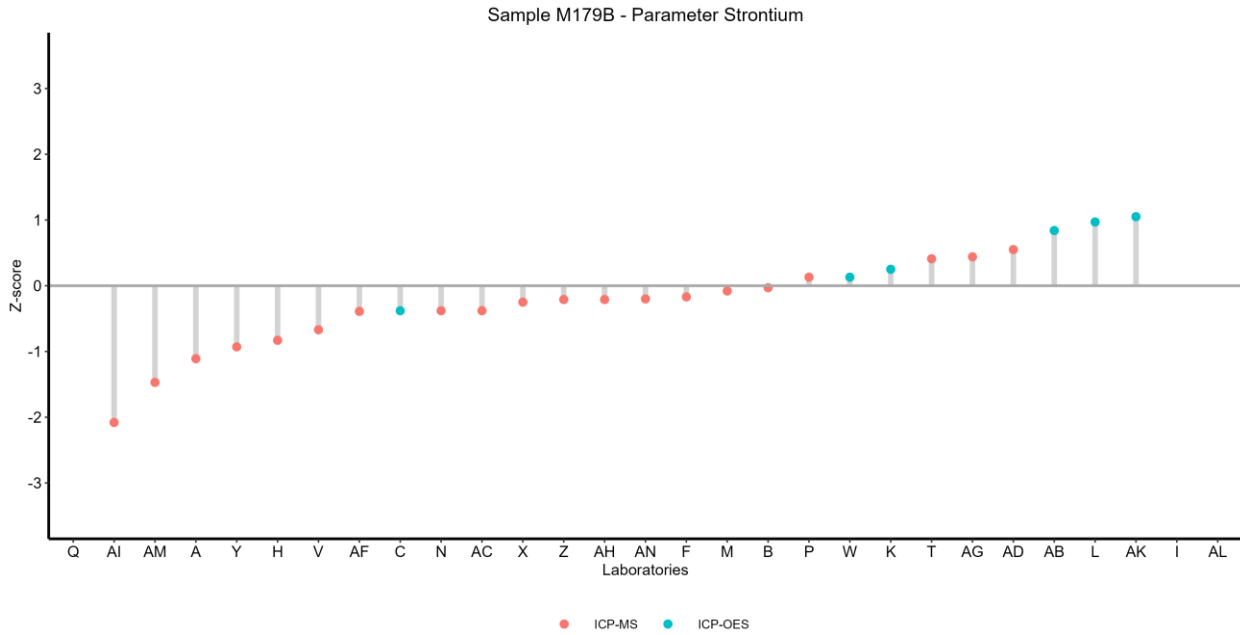
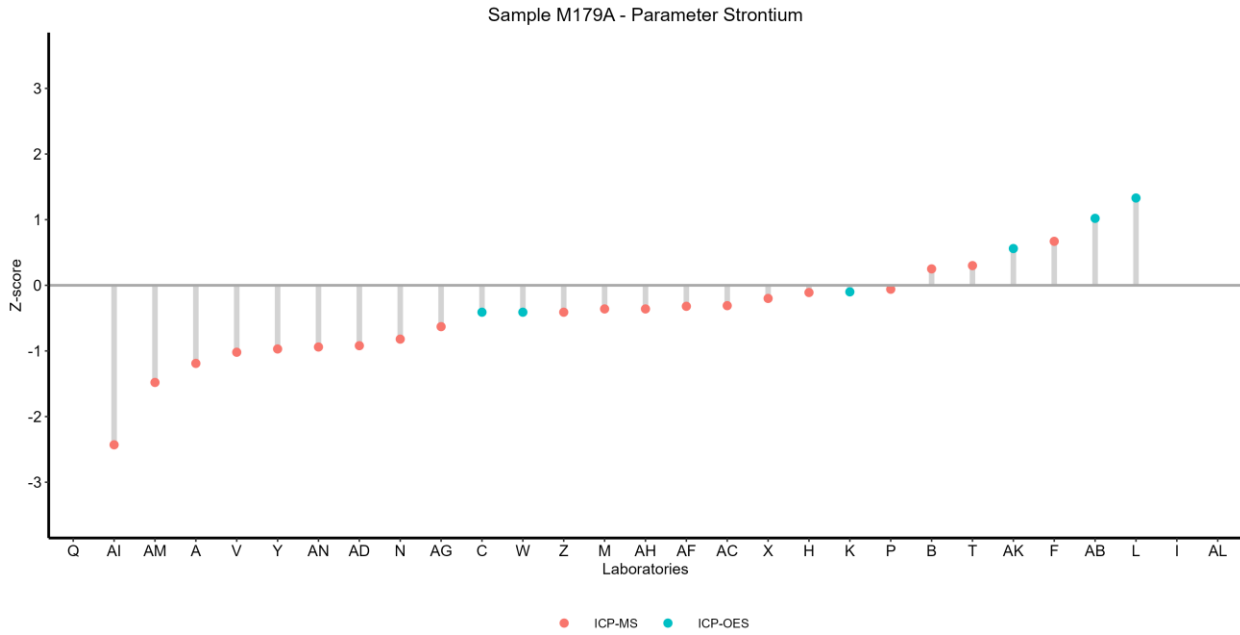
# Nickel



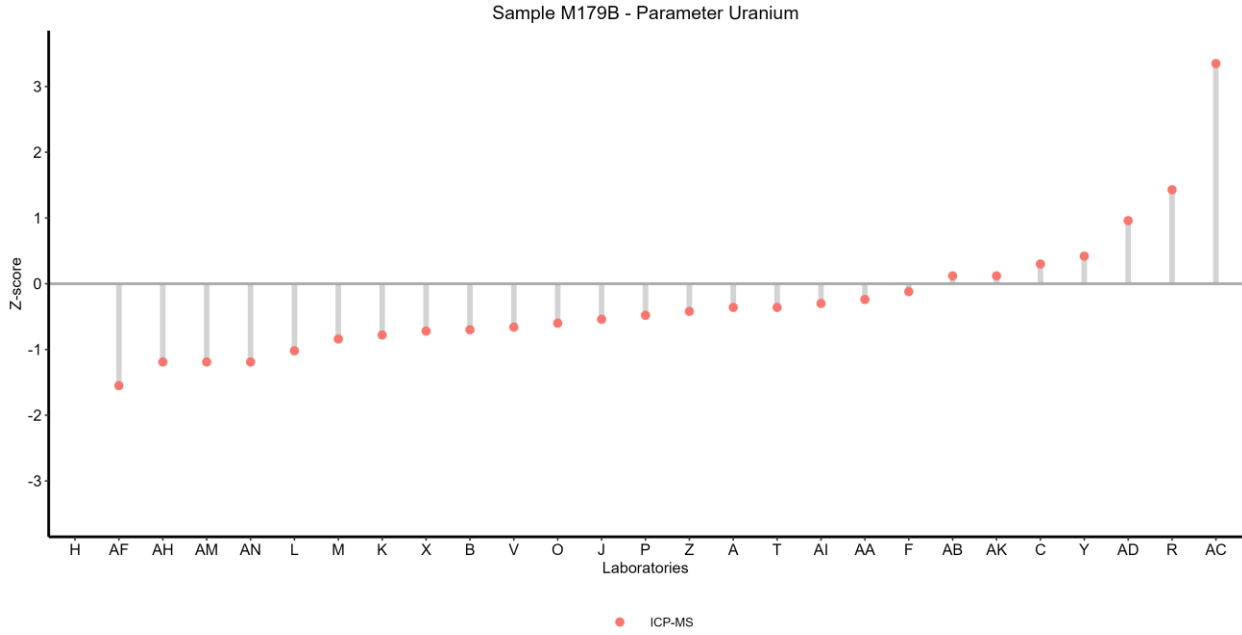
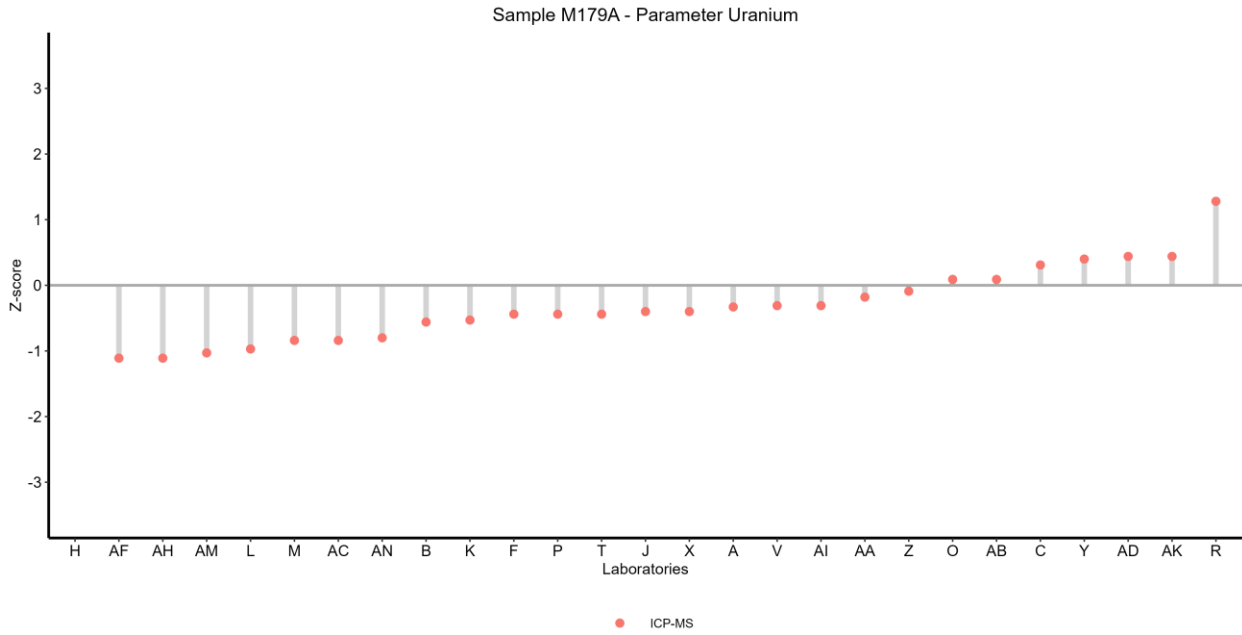
# Selenium



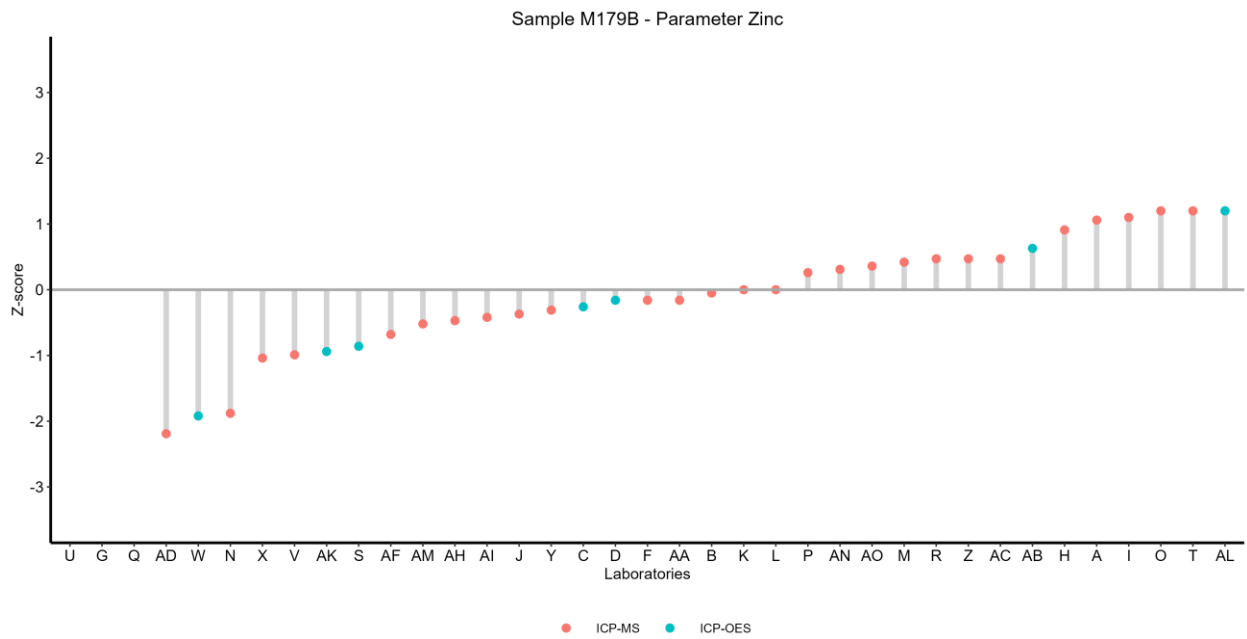
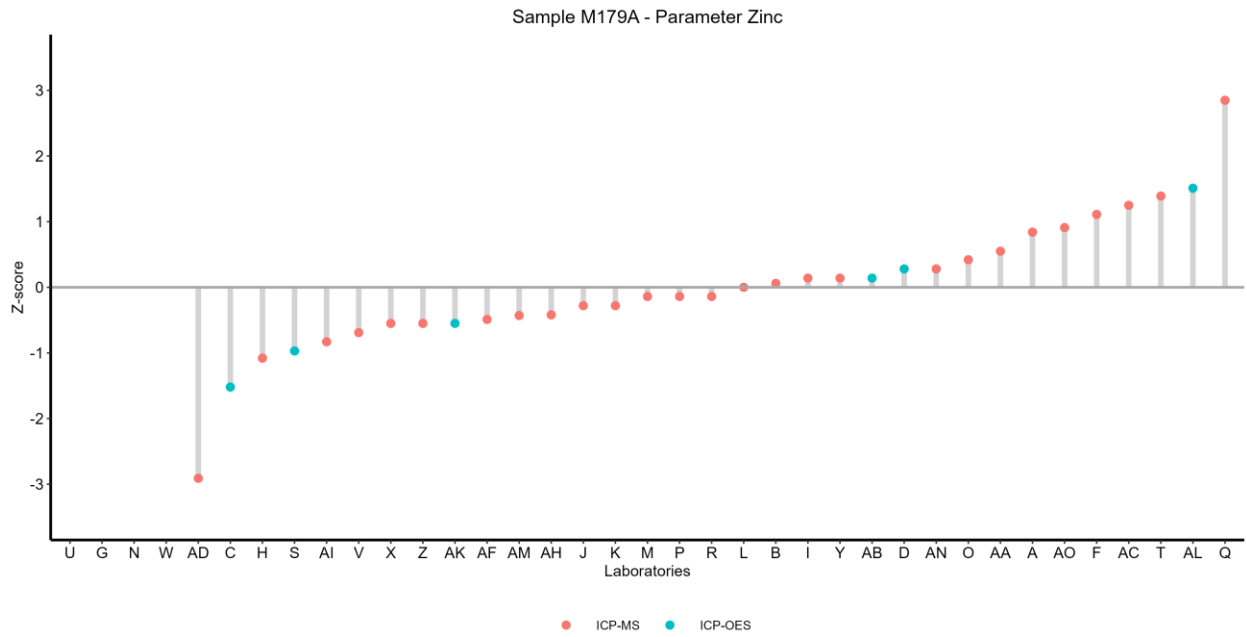
# Strontium



# Uranium



# Zinc



# Tin

