IFA-Proficiency Testing Scheme for Water Analysis

Round CB07
BTEX and MTBE
Volatile halogenated hydrocarbons

Sample Dispatch: 5 October 2020

University of Natural Resources and Life Sciences Vienna, Department of Agrobiotechnology, Institute of Bioanalytics and Agro-Metabolomics,
IFA-Proficiency Testing Scheme, 3430 Tulln, Konrad-Lorenz-Straße 20, www.ifatest.eu
Tel.: +43 (0)1 47654 Ext. 97306 or 97361, Fax.: +43 (0)1 47654 97309

University of Natural Resources
and Life Sciences, Vienna

Address:

University of Natural Resources
and Life Sciences, Vienna
Department for Agrobiotechnology, IFA-Tulln
Institute of Bioanalytics and Agro-Metabolomics
Head of Department: Univ.Prof. DI Dr. Rudolf Krska
Konrad-Lorenz-Str. 20
3430 Tulln
Austria

Website:

www.ifatest.eu
www.ifa-tulln.boku.ac.at

Telephone/Fax:

+43(0) 1 47654 - Ext
+43(0) 1 47654 97309

Proficiency Testing (PT) Scheme:

Technical manager:

Dipl.-HTL-Ing. Andrea Koutnik Ext 97361 andrea.koutnik@boku.ac.at

Quality assurance representative:

Dr. Wolfgang Kandler Ext 97308 wolfgang.kandler@boku.ac.at

Method specialists:

Ing. Uta Kachelmeier Ext 97361 uta.kachelmeier@boku.ac.at
Ing. Caroline Stadlmann Ext 97306 caroline.stadlmann@boku.ac.at

Approved by:	Dr. Wolfgang Kandler	
Round: CB 07	Date / Signature:	12.11.2020 W. Kandler

This report has 245 pages.

This report summarises the results of round CB07 “Volatile aromatic hydrocarbons and methyl tert-butyl ether (MTBE)” and “Volatile Halogenated Hydrocarbons” within the IFA-Test Systems Proficiency-Testing Scheme for Water Analysis. The samples CB07A and CB07B were distributed to the participants on Monday, 5 October 2020. Closing date for reporting results to the IFA-Tulln was Friday, 6 November 2020.

58 laboratories participated in this interlaboratory comparison. 56 laboratories submitted results.

To make the results of this round anonymous, each laboratory was given a laboratory code on a random basis.

Samples

For sample preparation, ultrapure water was spiked with concentrated solutions of inorganic salts in order to simulate the ionic composition of natural ground water. The following salts were added to the samples: $Mg(NO_3)_2$, $MgSO_4$, Na_2SO_4, $NaHCO_3$, $KHCO_3$, $CaCl_2$ and $Ca(NO_3)_2$. Prior to sample preparation, blank samples of ultrapure water and artificial water matrix were analysed by Purge&Trap-GC-MS to exclude contamination with halogenated hydrocarbons and other interfering substances.

The samples B-CB07A and B-CB07B were spiked with traces of the following compounds: MTBE, benzene, toluene, ethylbenzene, o-xylene and m-xylene.

The samples C-CB07A and C-CB07B were spiked with traces of trichloroethene, trichloromethane, 1,1,1-trichloroethane, tetrachloromethane, tribromomethane, tetrachloroethene, bromodichloromethane, 1,2-dichloroethane, dibromochloromethane, 1,1-dichloroethene, dichloromethane, cis-1,2-dichloroethene and trans-1,2-dichloroethene.

The calculation of the mass concentrations of the compounds was based on the weights of standards added to the samples.

Dichloromethane was not added to sample C-CB07A, tribromomethane and cis-1,2-dichloroethene were not added to sample C-CB07B in order to check the analytical blank values.

Homogeneity, accuracy and stability tests at the IFA-Tulln

For verification of homogeneity samples were analysed for the compounds of interest by Purge&Trap-GC-MS measurements prior to shipment to the participants. The results of the measurements are listed in the result tables and the parameter oriented part of the report (”IFA result”).

Stability tests for the water samples of the present round were carried out three weeks after sample dispatch. The results of the measurements are listed in the result tables and the parameter oriented part of the report (”Stability test”).

Results

Data evaluation was based on target concentrations that were calculated from the weights of the standards used to prepare the samples. Their uncertainty intervals correspond to the expanded uncertainty (coverage factor k = 2) as described in the EURACHEM/CITAC Guide “Quantifying Uncertainty in Analytical Measurement, 3rd Edition (2012)”.

Recoveries for individual laboratory results and overall mean values were calculated from these target concentrations. The results were tested for outliers using the Hampel outlier test (level of significance 99 %). A minimum number of four results was required for the outlier test.

The target concentrations of compounds, which were not added (see above) were set to <0.6 µg/l dichloroemethane (C-CB07A), <0.04 µg/l -tribromomethane (C-CB07B) and <0.06 µg/l cis-1,2-dichloroethene (C-CB07B) which meets the minimum quantifiable values defined by the Austrian ground and river water monitoring program and the quantification limits of the analytical methods applied at the IFA-Tulln.

Standard deviations and coefficients of variation (CVs) were only calculated when at least three results were available. The recoveries of the target concentrations, calculated from outlier-corrected data mean values ranged between 93.0 % (tetrachloroethene in sample C-CB07A) and 112.9 % (1,1-dichloroethene in sample C-CB07B) and between 92.5 % (o-xylene in sample B-CB07B) and 104.2 % (benzene in sample B-CB07A). The between laboratory CVs covered the range between 10.4 % (dibromochloromethane in sample C-CB07A) and 26.3 % (trichloroethene in sample C-CB07A) and between 13.2 % (toluene in sample B-CB07B) and 32.1 % (sum of m-xylene and p-xylene in sample B-CB07B).

All confidence intervals of the outlier-corrected laboratory mean values encompass the corresponding target values with their uncertainties. Thus, statistically no difference could be detected between target concentrations and outlier corrected laboratory means statistically.

z-Scores

The most common approach is to form the z-score given by

$$z = \frac{x_i - \bar{x}}{\sigma}$$

z	z-score
x_i	result of laboratory
$\bar{x}$	target value or mean value („consensus value“)
σ	standard deviation

Thus, the z-score is the ratio of the estimated bias (difference between result and target value) and a standard deviation. The z-score criteria were determined from relative standard deviations from all interlaboratory comparisons that have been organised by the IFA-Tulln from 2009 to 2019. They represent average performance data of all former participating laboratories.

This approach was chosen, because standard deviations of the outlier-corrected measurements substantially vary between individual proficiency test rounds. Averaging standard deviations from proficiency testing rounds of several years can provide standard deviations for proficiency assessment on a broad data basis. It is therefore more suitable than a standard deviation taken directly from the interlaboratory comparison (EN ISO/IEC 17043:2010, B.3.1.3). Another advantage of previously determined standard deviations is that the participants can foresee which z-scores can be expected by their routine analysis methods before participation.

<u>Calculation example:</u>

A laboratory found 7.00 µg/L for the parameter Dichloromethane (recovery of 116 %). The target value for Dichloromethane was 6.02 µg/L (100 %). The relative standard deviation for proficiency assessment is given in the table below (as well as in the annual program www.ifatest.eu) by 13 %, which is 0.78 µg/L Dichloromethane, when based on the target value.

$$z = \frac{x_i - X}{\sigma_{PT}} = \frac{7.00\ \mu g/L - 6.02\ \mu g/L}{0.78\ \mu g/L} \approx 1.3 \quad \textbf{or} \quad \frac{116\% - 100\%}{13\ \%} \approx 1.3$$

z	z-score
x_i	7.00 µg/L equivalent to 116 % (value of the laboratory)
X	6.02 µg/L equivalent to 100 % (target value)
σ_{pt}	0.78 µg/L equivalent to 13 % (standard deviation for proficiency assessment, see table below)

In the case of recalculation, deviations in the last digits may occur due to the fact that rounded values are given in the report for clarity.

The z-scores are given in the parameter-oriented evaluation in the tables next to the recoveries. Additionally, each laboratory receives a sheet on which the obtained z-scores are summarized and graphically represented. On this z-score sheet the criteria are given in concentration units.

The following table lists the z-score criteria as relative standard deviation and their limits of applicability. Z-scores were only calculated, if the target values were higher than these limits.

Thus, no z-scores were calculated for sum of m- and p-xylene in sample B-CB07B.

Parameter	z-Score-criteria (%)	Lower limit [µg/L]
Benzene	15	0.5
Ethylbenzene	16	0.5
MTBE	14	0.1
Sum of m- and p-xylene	18	1.4
Toluene	14	0.7
o-Xylene	15	0.5
1,1,1-Trichloroethane	15	0.15
1,1-Dichloroethene	18	0.4
1,2-Dichloroethane	13	0.5
cis-1,2-Dichloroethene	14	0.15
trans-1,2-Dichloroethene	13	0.15
Bromodichloromethane	14	0.15
Dibromochloromethane	14	0.2
Dichloromethane	13	1
Tetrachloroethene	16	0.15
Tetrachloromethane	18	0.15
Tribromomethane	16	0.2
Trichloroethene	15	0.15
Trichloromethane	14	0.25

Normally, a classification based on z-scores is made this way:

|z-Score|	Classification
<2	satisfactory
2<|z|<3	questionable
>3	unsatisfactory

Please note that this evaluation is made on the background of the average performance of all participants of the IFA-Test-Systems proficiency testing scheme during the period from 2009 to 2019.

Illustration of results

An explanation to the illustration of the results is given on the following page.

The **laboratory oriented part** contains the measurement results and reported uncertainties of each individual laboratory for all parameters together with the achieved recoveries in graphical and tabular form. This part of the report also lists tables with the results originally reported by the laboratories.

In the **parameter oriented part** the reported results and corresponding uncertainties are illustrated together with recoveries of the target values and the z-scores for each parameter and all laboratories. This information is presented in graphical and tabular form. Results, which were identified as outliers by the Hampel test are marked with an asterisk in the column “out”. These values were not considered for the calculation of statistical parameters (mean values, standard deviations and confidence intervals). Moreover, the parameter oriented part contains the uncertainties of the target value. The uncertainty intervals correspond to the expanded uncertainty (coverage factor k = 2) as described in the EURACHEM / CITAC Guide “Quantifying Uncertainty in Analytical Measurement 3rd Edition (2012)”. The uncertainty interval of the reference concentration is illustrated in the graphs as a grey band around the 100 % recovery line.

Results, for which no recoveries could be calculated, are illustrated by one of the following symbols: **FN** (false negative), **FP** (false positive) or • - symbol.

- “FN”: a result is considered false negative when the “< result” reported is lower than the corresponding target value
- “FP”: False positive results can be obtained for compounds not added to the samples: a result is termed FP if it is higher than the corresponding limit of quantification of the analytical procedure employed at the IFA-Tulln.
- “•”: All other results for which no recovery can be calculated are illustrated by this symbol

Tulln, 10 November 2020

Sample C10B
Parameter Dichloromethane

Target value ± U (k=2) 10,4 µg/l ± 0,5 µg/l ***Obtained from mass weighed out, U = uncertainty***

IFA result ± U (k=2) 10,2 µg/l ± 1,0 µg/l ***Determined at IFA prior to shipment of samples***

Stability test ± U (k=2) 10,2 µg/l ± 1,0 µg/l ***Determined at IFA 5 weeks after sample dispatch***

Lab code	Result	Out	+/-	Unit	Recovery	z-Score
A	11,0		1,28	µg/l	106 %	0,30
B	9,0		1,8	µg/l	87 %	-0,71
C	10		2	µg/l	96 %	-0,20
D				µg/l		
E	13,7		0,40	µg/l	132 %	1,67
F	6,8		0,7	µg/l	65 %	-1,82
G	< 20			µg/l		
H				µg/l	•	
I	11,0			µg/l	106%	0,30
J	24,1	*	1,51	µg/l	232 %	6,93
K	10,09		1,22	µg/l	97 %	-0,16
L	2,76	*		µg/l	27 %	-3,87
M	6,38		1,87	µg/l	61 %	-2,03
N	< 5		0,5	µg/l	FN	
O	15,6	*	4	µg/l	150 %	2,63
P	10,3		1,0	µg/l	99 %	-0,05
Q	10		1,14	µg/l	96 %	-0,20
R	8,88		0,46	µg/l	85 %	-0,77
S				µg/l		
T	9,03		0,08	µg/l	87 %	-0,69
U	22,5	*	0,5	µg/l	216 %	6,12
V	10,33		0,25	µg/l	99 %	-0,04

Recovery of target value in percent

z-Score of the laboratory

An asterisk indicates a result detected as outlier by Hampel test

Interval expected to encompass target value as stated by participant

	All results	Outliers excl.	Unit
Mean +/- CI (99%) Recov. +/- CI (99%)	11,3 ± 3,8 108,3 ± 36,3	9,7 ± 1,6 93,6 ± 15,1	µg/l %
SD between labs RSD between labs	5,3 47,3	1,9 19,1	µg/l %
n for calculation	17	13	

Between laboratory standard deviation

Overall laboratory mean and recovery with corresponding confidence intervals (p=99%)

Number of data used for calculation of statistic parameters

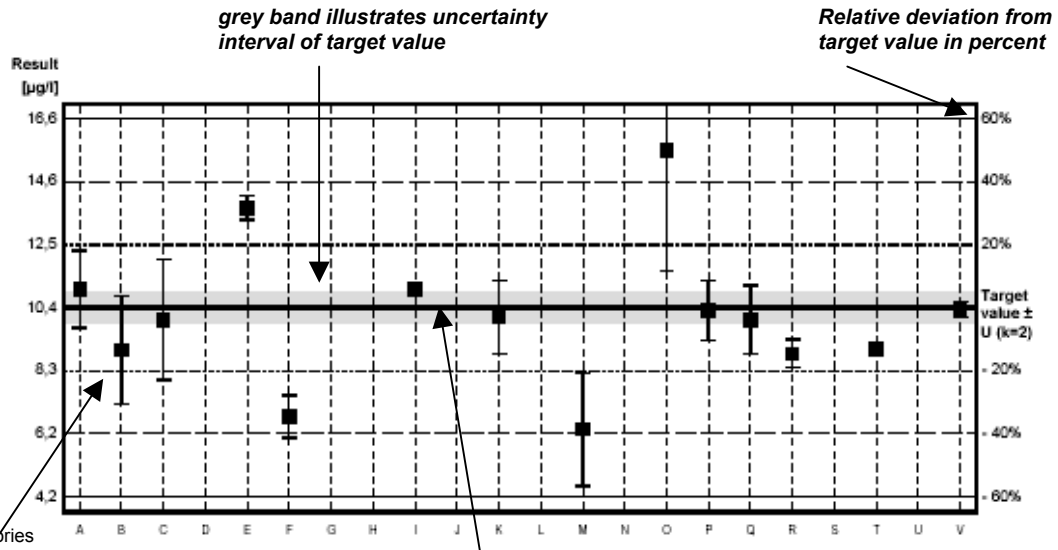

Diagram 1. Measurement results and corresponding uncertainty intervals

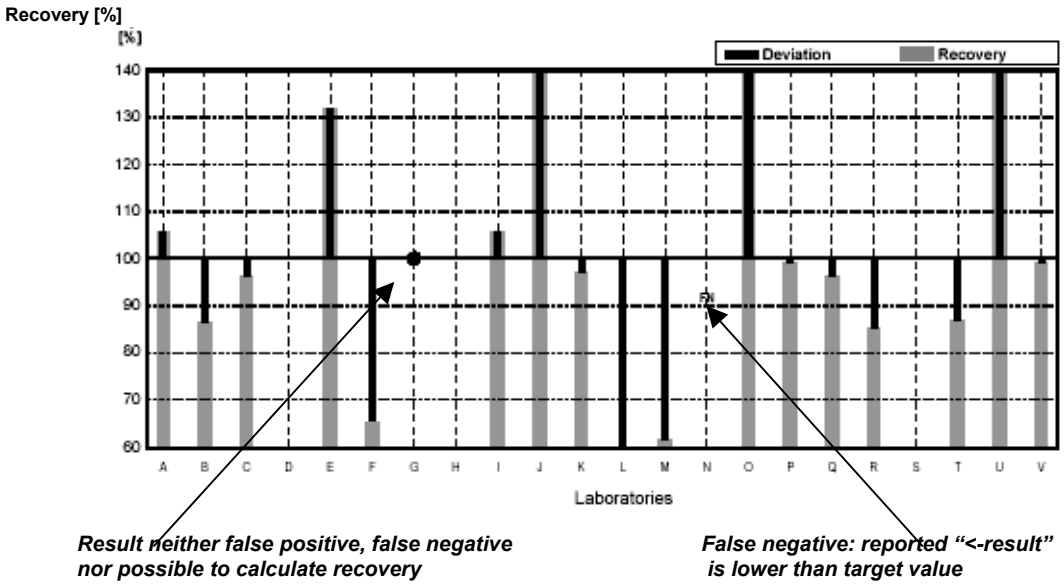

Diagram 2. Recoveries and deviations from target values

EXPLANATION

Illustration of Results
Tables and Parameter Oriented Part

Round CB07
BTEX and MTBE
Volatile Halogenated Hydrocarbons

Sample Dispatch: 5 October 2020

TULLN

Results Sample B-CB07A

	MTBE	Benzene	Toluene	Ethylbenzene	m, p-Xylene	o-Xylene
Target value	1.70	1.88	1.40	3.52	1.96	2.56
IFA result	1.80	2.03	1.48	3.69	2.09	2.67
Stability test	1.81	1.90	1.39	3.50	2.01	2.55
A	2.23	2.69	1.78	4.98	3.15	3.67
B	1.885	1.910	1.290	2.490	1.765	2.360
C	1.652	1.916	1.331	3.126	2.169	2.442
D		2.49	2.06	6.7	2.42	3.26
E	1.60	1.90	1.40	3.60	2.10	2.60
F		1.99	1.73	2.69	3.16	2.51
G	na	2.10	1.50	3.90	1.10	2.80
H	1.747	1.890	1.303	3.306	1.728	2.357
I		1.76	1.24	4.83	5.69	3.11
J	1.20	2.01	1.36	3.37	1.85	2.23
K	1.69620	1.90782	1.43324	3.78390	2.00217	2.51135
L	0.110	1.968	1.446	3.208	1.692	2.201
M		2.90	2.89	0.83	0.64	0.52
N	1.40	1.60	1.30	3.00	2.10	2.30
O		1.745	1.263	3.199	1.922	2.114
P		1.92	1.32	3.47	1.91	2.40
Q	1.97	2.17	1.50	3.69	2.09	2.36
R	1.78	1.70	1.33	3.08	1.87	2.36
S		1.84	1.25	3.27	1.82	2.33
T						
U		1.96	1.11	2.39	0.803	1.57
V			1.47	3.69	2.14	2.66
W		1.697	0.94	3.18	2.12	2.27
X		1.97	1.31	3.50	1.94	2.54
Y	1.72	1.55	1.07	2.73	1.58	1.99
Z	1.93	2.15	1.54	4.12	2.21	2.92
AA		2.38	1.67	3.62	2.23	2.41
AB	1.41	1.77	1.30	3.13	1.71	2.45
AC		4.55	1.75	4.02	2.02	2.38
AD	1.70	2.35	1.47	3.99	2.85	2.96
AE						
AF		1.09	0.71	1.47	0.88	1.08
AG	1.43	2.23	1.63	3.74	2.19	2.79
AH	1.401	1.459	1.074	2.816	1.738	2.025
AX		1.94	1.41	3.72	2.00	2.59
AY	2.82	2.61	2.04	4.48	2.61	3.40
AZ	1.937	2.170	1.740	4.276	2.694	3.189
BA		2.15	1.55	3.23	2.30	2.50
BB			1.36	2.07	2.07	2.97
BC		1.71	1.15	2.84	1.62	2.18
BD	1.522	1.467	1.086	1.492	0.690	0.965
BE		1.73	1.13	2.71	1.36	1.90
BF	1.75	1.64		3.57		

All data in µg/L

Measurement Uncertainties Sample B-CB07A

	MTBE	Benzene	Toluene	Ethylbenzene	m, p-Xylene	o-Xylene
Target value	0.09	0.09	0.07	0.18	0.10	0.13
IFA result	0.27	0.30	0.22	0.55	0.31	0.40
Stability test	0.27	0.28	0.21	0.53	0.30	0.38
A	0.58	0.70	0.46	1.30	0.82	0.96
B	0.358	0.439	0.374	0.573	.547	.566
C	0.496	0.441	0.466	1.344	0.651	0.977
D		0.13	0.12	0.13	0.09	0.08
E	0.48	0.57	0.52	1.1	0.63	0.78
F		0.10	0.10	0.10	0.10	0.10
G		0.32	0.23	0.59	0.17	0.42
H	0.262	0.284	0.196	0.496	0.259	0.354
I		0.264	0.186	0.72	0.85	0.467
J	0.31	0.52	0.23	0.84	0.46	0.61
K	0.50886	0.57234	0.42997	1.13517	0.60065	0.75340
L	0.02	0.4	0.3	0.6	0.32	0.44
M		0.87	0.87	0.25	0.19	0.16
N	0.300	0.200	0.190	0.450	0.310	0.370
O		0.436	0.316	0.800	0.480	0.528
P		0.38	0.26	0.69	0.38	0.48
Q	0.2	0.2	0.15	0.37	0.2	0.24
R	0.284	0.271	0.173	0.524	0.375	0.400
S		0.044	0.087	0.036	0.063	0.088
T						
U						
V			0.42	0.97	0.44	0.84
W		0.17	0.09	0.32	0.21	0.23
X		0.20	0.13	0.35	0.19	0.25
Y	0.34	0.31	0.21	0.55	0.32	0.40
Z	0.39	0.43	0.31	0.82	0.44	0.58
AA	0	0.5	0.4	0.7	0.5	0.5
AB	0.0400	0.0206	0.0791	0.1614	0.0680	0.1376
AC		0.25	0.15	0.25	0.20	0.25
AD	0.25	0.32	0.22	0.40	0.34	0.31
AE						
AF						
AG	0.36	0.56	0.41	0.93	0.55	0.70
AH	0.420	0.219	0.161	0.845	0.521	0.607
AX		0.4	0.3	0.7	0.4	0.5
AY	0.40	0.10	0.29	0.66	0.13	0.17
AZ	0.291	0.326	0.261	0.641	0.404	0.478
BA		0.2	0.2	0.2	0.2	0.2
BB			0.30	0.46	0.46	0.65
BC		0.34	0.23	0.57	0.32	0.44
BD	0.304	0.293	0.217	0.298	0.138	0.193
BE		0.34	0.22	0.54	0.27	0.38
BF	0.4	0.2		0.5		

All data in µg/L

Results Sample B-CB07B

	MTBE	Benzene	Toluene	Ethylbenzene	m, p-Xylene	o-Xylene
Target value	0.82	3.34	3.44	0.89	0.61	0.54
IFA result	0.86	3.39	3.41	0.88	0.59	0.53
Stability test	0.83	3.31	3.35	0.87	0.60	0.54
A	0.983	4.35	4.22	0.975	0.749	0.594
B	0.865	2.960	2.920	0.780	0.535	0.477
C	0.767	3.431	3.337	0.806	0.586	0.510
D		4.05	5.2	1.67	0.85	0.80
E	<1	3.20	3.50	0.850	0.550	0.535
F		3.12	3.01	0.57	1.29	0.55
G	na	3.40	3.60	0.86	<0.1	0.51
H	0.832	3.368	3.297	0.757	0.492	0.478
I		2.91	3.41	1.22	1.52	0.69
J	<1	2.99	3.21	0.80	0.55	0.470
K	0.75865	3.31321	3.62042	0.89000	0.65695	0.53554
L	0.050	3.162	3.250	0.838	0.559	0.579
M		1.78	1.13	3.32	2.09	2.472
N	0.580	2.80	3.40	0.800	0.700	0.500
O		3.004	3.117	0.749	0.550	0.442
P		3.45	3.42	0.815	0.565	<0.50
Q	<1.0	3.75	3.64	0.89	0.60	0.473
R	0.813	2.96	3.33	0.754	0.442	0.459
S		3.17	3.15	0.806	0.552	0.471
T						
U		3.10	2.52	0.563	0.225	0.299
V			3.55	0.91	0.63	0.56
W		3.08	3.03	0.70	0.58	0.466
X		3.26	2.93	0.85	0.59	0.55
Y	0.913	2.71	2.77	0.71	0.473	0.454
Z	0.90	3.78	3.87	0.94	0.63	0.58
AA		3.86	3.79	0.765	0.92	0.75
AB	0.802	3.09	3.08	0.762	0.476	0.489
AC		8.86	4.85	0.99	0.55	0.490
AD	<1	4.16	3.65	0.97	0.98	0.55
AE						
AF		1.31	1.27	0.344	0.307	0.233
AG	0.66	4.01	4.06	0.89	0.59	0.57
AH	0.765	2.779	2.864	0.646	0.480	0.393
AX		3.40	3.54	0.87	0.56	0.50
AY	1.69	4.15	5.37	1.08	0.85	0.77
AZ	1.005	3.999	4.371	1.141	1.016	0.739
BA		3.40	3.20	1.08	1.15	<1.00
BB			3.19	0.682	1.12	0.877
BC		3.25	3.08	0.80	0.55	0.50
BD	0.746	2.308	2.463	0.297	0.176	0.190
BE		2.93	2.71	0.61	0.328	0.309
BF	0.87	3.55		0.440		

All data in µg/L

Measurement Uncertainties Sample B-CB07B

	MTBE	Benzene	Toluene	Ethylbenzene	m, p-Xylene	o-Xylene
Target value	0.04	0.17	0.17	0.04	0.03	0.03
IFA result	0.13	0.51	0.51	0.13	0.09	0.08
Stability test	0.12	0.50	0.50	0.13	0.09	0.08
A	0.26	1.13	1.10	0.25	0.20	0.15
B	0.164	0.681	0.847	0.179	0.166	0.114
C	0.230	0.789	1.168	0.347	0.176	0.204
D		0.04	0.23	0.21	0.27	0.06
E		0.96	1.1	0.26	0.17	0.16
F		0.10	0.10	0.10	0.10	0.10
G		0.51	0.54	0.13		0.08
H	0.125	0.505	0.495	0.114	0.074	0.072
I		0.436	0.51	0.183	0.229	0.103
J		0.78	0.55	0.20	0.14	0.12
K	0.22760	0.99396	1.08613	0.27000	0.19709	0.16066
L	0.001	0.6	0.6	0.16	0.1	0.1
M		0.53	0.34	1.00	0.62	0.74
N	0.120	0.360	0.500	0.130	0.100	0.080
O		0.751	0.779	0.187	0.137	0.110
P		0.69	0.68	0.16	0.11	
Q		0.37	0.36	0.09	0.06	0.047
R	0.130	0.474	0.433	0.128	0.088	0.078
S		0.049	0.09	0.033	0.067	0.096
T						
U						
V			1.02	0.24	0.13	0.18
W		0.31	0.30	0.07	0.06	0.05
X		0.33	0.29	0.09	0.06	0.06
Y	0.183	0.54	0.55	0.14	0.095	0.091
Z	0.18	0.76	0.77	0.19	0.13	0.12
AA	0	0.7	0.7	0.2	0.3	0.3
AB	0.0597	0.0946	0.1134	0.0046	0.0159	0.0117
AC		0.50	0.40	0.15	0.10	0.10
AD		0.57	0.54	0.097	0.12	0.057
AE						
AF						
AG	0.17	1.00	1.02	0.22	0.15	0.14
AH	0.230	0.417	0.430	0.194	0.144	0.118
AX		0.7	0.7	0.2	0.1	0.1
AY	0.23	0.11	0.71	0.15	0.07	0.07
AZ	0.151	0.600	0.656	0.171	0.152	0.110
BA		0.2	0.2	0.2	0.2	0.2
BB			0.70	0.15	0.25	0.19
BC		0.65	0.62	0.16	0.11	0.10
BD	0.149	0.462	0.493	0.059	0.035	0.038
BE		0.58	0.54	0.12	0.06	0.06
BF	0.2	0.50		0.01		

All data in µg/L

Results Sample CB07A

	Trichloro-ethene	Tetrachloro-ethene	1,1,1-Tri-chloroethane	Trichloro-methane	Tetrachloro-methane	1,1-Dichloro-ethene	Tribromo-methane
Target value	0.270	0.63	0.338	1.01	0.296	1.03	1.18
IFA Result	0.260	0.60	0.320	1.02	0.280	0.93	1.17
Stability test	0.270	0.59	0.320	0.98	0.270	1.04	1.13
A	0.312	0.767	0.438	1.23	0.384	1.42	1.38
B	0.227	0.485	0.283	0.775	0.250	0.865	1.165
C	0.240	0.528	0.302	1.084	0.262		1.196
D	0.62	1.39	1.55	1.78	1.15		
E	0.220	0.595	0.320	1.00	0.305	1.00	1.30
F	0.446	0.72	0.52	0.95	0.492	1.30	0.98
G	0.140	0.55	0.290	0.93	0.230	0.96	1.10
H	0.247	0.569	0.345	1.050	0.305	0.992	1.166
I	0.337	0.91	0.352	0.93	0.308		
J	<0.5	0.70	<0.5	1.00	<0.5	1.17	1.04
K	<0.5000	0.64306	0.28791	1.03830	0.24077	1.10510	1.19774
L	0.3099	1.176	0.515	0.972	0.672	'<1	1.10
M	<0.2	0.493	0.357	0.790	0.338	<0.2	0.790
N	0.200	0.500	0.300	1.100	0.300	0.910	1.000
O	0.257	0.600	0.309	0.932	0.258		1.049
P	<0.50	0.621	<0.50	1.03	<0.50	1.23	0.980
Q	0.250	0.560	0.317	0.933	0.290	0.917	1.00
R	0.243	0.569	0.330	1.00	0.277	0.981	1.09
S	0.261	0.544	0.331	0.927	0.286	0.963	1.22
T	0.210	0.440	0.220	0.88	0.200	0.68	1.19
U							
V			0.370		0.340	1.05	
W	0.317	0.588	0.316	1.06	0.254	0.91	1.26
X	0.215	0.60	0.367	1.08	0.360	1.30	1.18
Y	0.251	0.568	0.317	0.899	0.290	1.11	1.03
Z	0.280	0.63	0.370	1.15	0.320	1.15	1.33
AA	0.630	0.975	0.620	1.14	0.615	1.47	0.835
AB	0.304	0.641	0.452	0.928	0.416	1.12	0.967
AC	0.320	0.53	0.60	0.75	0.400	n.a.	1.05
AD	0.384	0.826	0.459	1.02	0.429	1.51	1.16
AE							
AF	0.087	0.069	0.131	0.473	0.100		0.486
AG	0.290	0.76	0.400	1.22	0.330	1.47	1.50
AH	0.210	0.452	0.272	0.887	0.209	0.884	1.102
AI	0.267	0.587	0.339	1.11	0.306	1.11	1.31
AJ	0.218	0.471	0.294	1.26	0.303	1.57	1.01
AK	0.119	0.53	0.352	1.07	0.163	1.586	0.98
AL	0.236	0.578	0.313	0.994	0.275	1.162	1.063
AM	0.300	0.60	0.400	0.90	0.300	1.10	1.20
AN	0.312	0.531	0.302	1.15	0.295		1.22
AO	0.298	0.615	0.343	1.10	0.335	1.47	<0.1
AP							
AQ	0.290	0.590	0.330	1.010	0.260	1.150	1.240
AR	0.272	0.597	0.335	1.012	0.274		
AS	0.190	0.450	0.250	0.88	0.230		1.09
AT							
AU	0.304	0.612	0.326	0.964	0.263	1.09	1.17
AV	0.225	0.6350	0.355	1.115	0.310		1.075
AW		0.87		1.24	0.284		

All data in µg/L

Uncertainties Sample CB07A

	Trichloro-ethene ±	Tetrachloro-ethene ±	1,1,1-Tri-chloroethane ±	Trichloro-methane ±	Tetrachloro-methane ±	1,1-Dichloro-ethene ±	Tribromo-methane ±
Target value	0.014	0.03	0.017	0.05	0.015	0.05	0.06
IFA Result	0.039	0.09	0.048	0.15	0.042	0.14	0.18
Stability test	0.041	0.09	0.048	0.15	0.041	0.16	0.17
A	0.081	0.199	0.114	0.320	0.100	0.368	0.360
B	0.075	0.160	0.062	0.209	0.048	0.138	0.350
C	0.036	0.116	0.060	0.249	0.045		0.502
D	0.02	0.05	0.04	0.08	0.02		
E	0.07	0.18	0.1	0.3	0.09	0.3	0.4
F	0.08	0.12	0.16	0.12	0.20	0.25	0.04
G	0.02	0.08	0.04	0.14	0.03	0.140	0.17
H	0.037	0.085	0.052	0.158	0.046	0.149	0.175
I	0.050	0.137	0.053	0.140	0.0462		
J		0.18		0.23		0.35	0.32
K	0.15000	0.20000	0.08637	0.31149	0.07223	0.33153	0.35932
L	0.06	0.2	0.1	0.2	0.13	0.2	0.22
M		0.148	0.107	0.237	0.101		0.237
N	0.040	0.080	0.050	0.150	0.050	0.120	0.160
O	0.093	0.120	0.046	0.171	0.116		0.252
P		0.19		0.21		0.25	0.29
Q	0.025	0.056	0.032	0.093	0.029	0.092	0.100
R	0.056	0.182	0.069	0.251	0.053	0.245	0.240
S	0.005	0.084	0.009	0.057	0.006	0.066	0.084
T	0.08	0.21	0.10	0.31	0.05	0.22	0.75
U							
V			0.08		0.09	0.30	
W	0.03	0.06	0.03	0.11	0.03	0.09	0.13
X	0.022	0.06	0.037	0.11	0.036	0.13	0.12
Y	0.050	0.114	0.063	0.180	0.058	0.22	0.21
Z	0.06	0.13	0.07	0.23	0.06	0.23	0.27
AA	0.2	0.2	0.2	0.3	0.2	0.25	0.2
AB	0.0072	0.0036	0.0010	0.0097	0.0166	0.0069	0.0411
AC	0.10	0.10	0.15	0.15	0.10		0.15
AD	0.10	0.16	0.130	0.015	0.131	0.30	0.22
AE							
AF							
AG	0.07	0.19	0.10	0.30	0.08	0.37	0.38
AH	0.032	0.068	0.041	0.133	0.031	0.133	0.331
AI	0.040	0.088	0.051	0.17	0.046	0.17	0.20
AJ	0.065	0.141	0.088	0.38	0.091	0.47	0.30
AK	0.02	0.11	0.07	0.21	0.03	0.32	0.2
AL	0.047	0.295	0.063	0.199	0.052	0.616	0.234
AM	0.100	0.200	0.06	0.22	0.100	0.500	0.30
AN							
AO	0.0562	0.113	0.0617	0.181	0.0576	0.426	
AP							
AQ	0.058	0.118	0.066	0.202	0.052	0.230	0.248
AR	0.033	0.038	0.015	0.052	0.026		
AS	0.07	0.18	0.10	0.35	0.09		0.43
AT							
AU	0.022	0.051	0.062	0.193	0.066	0.21	0.29
AV	0.0715	0.0544	0.0609	0.0643	0.0708		0.0781
AW		0.261		0.372	0.0852		

All data in µg/L

Results Sample CB07A

	Bromodichloro-methane	Dibromochloro-methane	Dichloro-methane	1,2-Dichloro-ethane	cis-1,2-Dichloroethene	trans-1,2-Dichloroethene
Target value	0.318	1.17	<0.6	0.86	0.56	0.340
IFA Result	0.310	1.17	<0.3	0.83	0.53	0.320
Stability test	0.320	1.17	<0.3	0.84	0.54	0.330
A	0.398	1.41	<0.1	1.02	0.592	0.443
B	0.302	1.130	<0.25	0.810	0.449	0.291
C	0.334	1.200		1.036		
D			<0.4	1.20	0.73	1.27
E	0.360	1.35	<0.1	0.890	0.655	0.330
F	0.363	1.00	0.233	0.68	0.72	0.255
G	0.290	1.10	<0.10	0.88	0.440	0.300
H	0.321	1.132	0.352	0.889		
I			<1.00	0.91	0.54	0.386
J	<0.5	0.91	<1.0	0.86	<0.5	<0.5
K	0.27083	1.19658	<0.2000	0.80209	0.60835	0.37205
L	0.3881	1.13	<5	0.61	0.420	0.280
M	0.287	0.907	<0.2	<0.2	0.475	<0.2
N	0.300	1.100	<0.1	0.800	0.400	0.300
O	0.273	1.044				
P	<0.50	1.03	<0.50	0.827	0.544	<0.50
Q	0.300	1.05	<0.5	0.833	0.523	0.330
R	0.314	1.13	<0.020	0.899	0.539	0.318
S	0.316	1.16	<0.05	0.808	0.513	0.316
T	0.350	1.27	<0.01	0.79	0.480	0.290
U			<0.2	0.583		
V					0.580	0.360
W	0.264	1.09	<0.5	0.64	0.453	0.277
X	0.338	1.16	<0.100	0.72	0.56	0.372
Y	0.283	1.12	<0.5	0.940	0.507	<0.5
Z	0.360	1.26	<0.05	0.98	0.59	0.370
AA	0.405	1.59	<1	1.27	0.815	0.795
AB	0.278	0.927	<0.10	0.896	0.628	0.452
AC	0.340	1.06	n.a.	0.98	n.a.	n.a.
AD	<0.50	1.04	0.442	0.749	0.643	<0.50
AE						
AF	0.130	0.50	<0.10	0.422	0.256	
AG	0.360	1.34	<0.05	1.05	0.70	0.480
AH	0.283	1.077	<0.100	0.762	0.461	0.282
AI	0.315	1.17	<0.5	0.823	0.481	<0.5
AJ	0.290	1.08	<0.1	1.04	0.458	0.298
AK	0.142	1.01	<ng	0.75	0.493	0.444
AL	0.304	1.102	<0.015	0.823	0.512	0.326
AM	0.300	1.00	<1.5	0.80	0.60	0.400
AN	0.237	0.956		1.20		
AO	0.329	1.19	<2	1.02	0.624	0.396
AP				0.8605		
AQ	0.300	1.130	<0.030	0.890	0.530	0.320
AR			<1.00		0.537	
AS	0.300	1.08	<1.0	0.67	0.230	
AT						
AU	0.315	1.23	<0.2	0.816	0.522	0.427
AV	0.375	1.170	<0.500	0.865	0.565	0.353
AW			3.16	1.04		

All data in µg/L

Uncertainties Sample CB07A

	Bromodichloro-methane ±	Dibromochloro-methane ±	Dichloro-methane ±	1,2-Dichloro-ethane ±	cis-1,2-Dichloroethene ±	trans-1,2-Dichloroethene ±
Target value	0.016	0.06		0.04	0.03	0.017
IFA Result	0.047	0.18		0.12	0.08	0.048
Stability test	0.048	0.18		0.13	0.08	0.050
A	0.103	0.368	0.03	0.267	0.154	0.115
B	0.076	0.294	0.073	0.275	0.103	0.076
C	0.070	0.348		0.321		
D				0.03	0.14	0.02
E	0.11	0.41		0.27	0.20	0.1
F	0.03	0.13	0.08	0.09	0.10	0.19
G	0.04	0.17		0.13	0.07	0.05
H	0.048	0.170	0.053	0.133		
I			0.15	0.136	0.081	0.057
J		0.21		0.14		
K	0.08125	0.35897	0.06000	0.24063	0.18251	0.11161
L	0.07	0.2	1	0.12	0.08	0.06
M	0.086	0.272			0.143	
N	0.040	0.160		0.170	0.060	0.040
O	0.068	0.198				
P		0.21		0.17	0.11	
Q	0.030	0.10		0.08	0.05	0.03
R	0.078	0.293		0.216	0.092	0.070
S	0.012	0.085		0.083	0.054	0.01
T	0.18	0.71		0.19	0.13	0.09
U						
V					0.10	0.09
W	0.03	0.11		0.06	0.05	0.03
X	0.034	0.12		0.07	0.06	0.04
Y	0.057	0.22		0.188	0.101	
Z	0.07	0.25		0.20	0.12	0.07
AA	0.2	0.3		0.3	0.2	0.2
AB	0.0082	0.0170		0.0206	0.0181	0.0045
AC	0.10	0.20		0.15		
AD		0.20	0.14	0.15	0.12	
AE						
AF						
AG	0.09	0.33	0.01	0.26	0.18	0.12
AH	0.043	0.162		0.114	0.138	0.085
AI	0.047	0.18		0.123	0.072	
AJ	0.087	0.32		0.31	0.137	0.090
AK	0.03	0.20		0.15	0.1	0.09
AL	0.061	0.220		0.181	0.108	0.069
AM	0.08	0.25		0.34		
AN						
AO	0.0473	0.198		0.149	0.158	0.117
AP				0.244		
AQ	0.060	0.226		0.178	0.106	0.064
AR					0.042	
AS	0.12	0.43		0.27	0.09	
AT						
AU	0.079	0.31		0.197	0.096	0.086
AV	0.0492	0.0484	0.0500	0.0615	0.0430	0.0440
AW			0.948	0.312		

All data in µg/L

Results Sample CB07B

	Trichloro-ethene	Tetrachloro-ethene	1,1,1-Tri-chloroethane	Trichloro-methane	Tetrachloro-methane	1,1-Dichloro-ethene	Tribromo-methane
Target value	1.83	3.69	0.55	0.444	0.66	1.66	<0.04
IFA Result	1.81	3.55	0.56	0.450	0.66	1.62	<0.04
Stability test	1.76	3.44	0.56	0.450	0.67	1.78	<0.04
A	2.40	5.58	0.756	0.572	0.906	2.44	<0.1
B	1.650	2.880	0.503	0.375	0.450	1.145	<0.05
C	1.841	3.993	0.525	0.458	0.641		<0.10
D	4.18	8.6	2.35	0.81	1.97		
E	1.50	3.70	0.515	0.450	0.685	1.70	<0.1
F	1.78	3.25	0.70	0.485	0.79	2.05	<0.181
G	1.10	3.30	0.490	0.370	0.59	1.60	<0.10
H	1.722	3.514	0.596	0.496	0.691	1.628	<0.3
I	1.82	6.05	0.528	0.458	0.63		
J	1.79	3.73	0.61	<0.5	<0.5	2.02	<0.5
K	1.91449	3.80505	0.53224	0.46362	0.59877	1.91628	<0.5000
L	2.154	5.334	0.868	0.558	1.340	<1	<1
M	1.229		0.582	<0.1	0.635	1.496	<0.1
N	1.400	3.100	0.600	0.500	0.740	1.540	<0.1
O	1.711	3.511	0.521	0.429	0.590		<0.1
P	1.94	3.61	0.609	<0.50	0.696	2.20	<0.50
Q	1.72	3.49	0.547	0.410	0.673	1.57	<0.1
R	1.60	3.13	0.532	0.450	0.603	1.67	<0.020
S	1.94	3.58	0.49	0.394	0.642	1.73	<0.05
T	1.45	2.85	0.380	0.430	0.450	1.29	<0.1
U							
V			0.610		0.720	1.76	
W	2.05	4.01	0.58	0.52	0.66	1.45	<0.5
X	1.41	3.93	0.62	0.486	0.79	2.17	<0.100
Y	1.57	3.27	0.500	0.393	0.620	1.72	<0.1
Z	2.06	3.91	0.64	0.52	0.74	1.98	<0.05
AA	2.28	4.17	0.78	<0.5	0.93	2.19	<1
AB	1.45	3.25	0.700	0.439	0.725	1.85	<0.10
AC	1.80	3.41	0.80	0.280	0.70	n.a.	<0.1
AD	2.37	4.94	0.742	<0.50	0.97	2.59	<1
AE							
AF	0.72	1.47	0.243	0.200	0.313		<0.10
AG	1.94	4.18	0.67	0.56	0.73	1.98	<0.05
AH	1.456	2.738	0.455	0.399	0.480	1.342	<0.100
AI	1.76	3.52	0.548	0.478	0.636	1.91	<0.1
AJ	1.79	3.39	0.487	0.433	0.748	3.45	<0.1
AK	2.10	4.88	0.67	0.422	0.71	3.06	<ng
AL	1.575	3.694	0.527	0.452	0.603	1.955	<0.015
AM	1.90	<0.34	0.600	0.500	0.70	1.90	<0.72
AN	1.84	3.19	0.464	0.534	0.666		0.0333
AO	1.80	3.35	0.514	0.461	0.664	2.26	<0.1
AP							
AQ	1.890	3.630	0.550	0.410	0.620	1.930	<0.035
AR	1.71	3.36	0.500	0.460	0.591		
AS	1.46	3.26	0.420	0.390	0.52		<0.2
AT							
AU	1.67	3.75	0.560	0.453	0.571	1.91	<0.1
AV	1.745	3.87	0.630	0.535	0.755		<0.100
AW		4.82		0.53	0.67		

All data in µg/L

Uncertainties Sample CB07B

	Trichloro-ethene ±	Tetrachloro-ethene ±	1,1,1-Tri-chloroethane ±	Trichloro-methane ±	Tetrachloro-methane ±	1,1-Dichloro-ethene ±	Tribromo-methane ±
Target value	0.09	0.18	0.03	0.022	0.03	0.08	
IFA Result	0.27	0.53	0.08	0.068	0.10	0.24	
Stability test	0.26	0.52	0.08	0.068	0.10	0.27	
A	0.62	1.45	0.20	0.15	0.24	0.63	0.03
B	0.545	.950	0.111	0.101	0.086	0.183	0.012
C	0.276	0.878	0.105	0.105	0.109		
D	0.17	0.38	0.08	0.06	0.05		
E	0.45	1.1	0.15	0.14	0.21	0.51	
F	0.08	0.12	0.16	0.12	0.20	0.25	0.04
G	0.170	0.50	0.07	0.06	0.09	0.24	
H	0.258	0.527	0.089	0.074	0.104	0.244	
I	0.273	0.908	0.079	0.068	0.094		
J	0.52	0.93	0.18			0.61	
K	0.57435	1.14152	0.15967	0.13909	0.17963	0.57488	0.15000
L	0.4	0.1	0.16	0.1	0.26	0.2	0.2
M	0.369		0.174		0.191	0.449	
N	0.290	0.500	0.090	0.070	0.120	0.170	
O	0.291	0.527	0.078	0.119	0.153		
P	0.39	0.72	0.18		0.21	0.44	
Q	0.17	0.35	0.055	0.041	0.067	0.16	
R	0.369	1.002	0.112	0.112	0.115	0.417	
S	0.085	0.053	0.097	0.056	0.281	0.058	
T	0.53	1.37	0.17	0.15	0.13	0.42	
U							
V			0.14		0.18	0.50	
W	0.21	0.4	0.06	0.05	0.07	0.15	
X	0.14	0.39	0.06	0.049	0.08	0.22	
Y	0.31	0.65	0.100	0.079	0.124	0.34	
Z	0.41	0.78	0.13	0.10	0.15	0.40	
AA	0.5	0.8	0.2		0.2	0.5	
AB	0.0453	0.1291	0.0122	0.0127	0.0074	0.0616	
AC	0.20	0.25	0.15	0.10	0.15		
AD	0.34	0.73	0.15		0.19	0.39	
AE							
AF							
AG	0.48	1.05	0.17	0.14	0.18	0.49	0.01
AH	0.218	0.411	0.068	0.060	0.072	0.201	
AI	0.26	0.53	0.082	0.072	0.095	0.29	
AJ	0.54	1.02	0.146	0.130	0.224	1.03	
AK	0.42	0.98	0.13	0.08	0.14	0.61	
AL	0.315	1.884	0.105	0.090	0.115	1.036	
AM	0.100		0.09	0.13	0.210	0.800	
AN							
AO	0.339	0.619	0.0925	0.0759	0.114	0.655	
AP							
AQ	0.378	0.726	0.110	0.082	0.124	0.386	
AR	0.058	0.160	0.079	0.022	0.030		
AS	0.58	1.30	0.17	0.16	0.21		
AT							
AU	0.12	0.31	0.106	0.091	0.144	0.37	
AV	0.0715	0.0544	0.0609	0.0643	0.0708		0.0781
AW		1.446		0.159	0.201		

All data in µg/L

Results Sample CB07B

	Bromodichloro-methane	Dibromochloro-methane	Dichloro-methane	1,2-Dichloro-ethane	cis-1,2-Dichloroethene	trans-1,2-Dichloroethene
Target value	0.362	1.97	3.23	2.10	<0.06	0.83
IFA Result	0.370	1.98	3.30	2.04	<0.03	0.81
Stability test	0.370	1.99	3.24	2.05	<0.03	0.82
A	0.496	2.69	4.44	2.65	<0.1	1.17
B	0.362	2.405	3.220	2.470	<0.05	0.731
C	0.360	1.835		2.346		
D			5.6	3.43	<0.7	1.80
E	0.420	2.30	3.65	2.30	<0.1	0.860
F	0.414	1.65	3.22	1.98	<0.423	0.72
G	0.320	1.80	2.90	2.10	<0.10	0.76
H	0.383	1.996	3.489	2.262		
I			2.46	1.74	<0.15	0.948
J	<0.5	1.51	3.14	2.15	<0.5	0.92
K	0.37531	2.10909	3.68004	2.11242	<0.0200	0.98851
L	0.716	1.43	3.38	4.385	<1	<1
M	0.326	1.532	<0.2	<0.2	0.809	1.109
N	0.400	1.900	3.400	2.100	<0.1	0.700
O	0.325	1.854				
P	<0.50	1.83	3.45	2.21	<0.50	0.937
Q	0.367	1.86	3.12	2.06	<0.2	0.837
R	0.374	1.95	3.77	2.12	<0.020	0.764
S	0.374	2.12	3.24	2.10	<0.05	0.921
T	0.420	2.12	3.07	1.94	n.n.	0.73
U			3.14	1.50		
V			3.35			0.860
W	0.312	1.94	2.97	1.96	<0.5	0.71
X	0.393	2.00	3.70	1.69	<0.100	0.97
Y	0.318	1.84	3.22	2.01	<0.5	0.855
Z	0.420	2.15	3.91	2.55	<0.05	0.98
AA	0.335	2.53	3.74	2.63	<1	1.29
AB	0.249	1.70	3.35	2.11	<0.10	0.895
AC	0.390	2.02	n.a.	2.30	n.a.	n.a.
AD	<0.50	1.59	4.48	2.19	1.13	1.22
AE						
AF	0.140	0.79	1.29	0.89	<0.10	
AG	0.460	2.33	4.22	2.65	<0.05	1.11
AH	0.338	1.872	2.856	1.945	<0.100	0.723
AI	0.368	1.97	3.38	2.12	<0.5	0.801
AJ	0.353	1.81	6.23	2.72	<0.1	1.19
AK	0.222	1.80	2.88	1.74	<ng	1.13
AL	0.353	1.912	3.459	2.048	<0.015	0.836
AM	0.400	1.80	3.20	2.10	<0.75	0.90
AN	0.268	1.60		3.06		
AO	0.397	1.98	3.56	2.19	<0.5	0.903
AP				2.09		
AQ	0.330	1.970	3.450	2.200	<0.130	0.850
AR			2.67		<1.00	
AS	0.350	1.82	2.16	1.70	0.57	
AT						
AU	0.371	2.16	4.06	1.93	<0.1	1.05
AV	0.450	2.00	3.96	2.19	<0.500	0.94
AW			5.1	2.84		

All data in µg/L

Uncertainties Sample CB07B

	Bromodichloro-methane ±	Dibromochloro-methane ±	Dichloro-methane ±	1,2-Dichloro-ethane ±	cis-1,2-Dichloroethene ±	trans-1,2-Dichloroethene ±
Target value	0.018	0.10	0.16	0.11		0.04
IFA Result	0.056	0.30	0.50	0.31		0.12
Stability test	0.056	0.30	0.49	0.31		0.12
A	0.13	0.70	1.15	0.69	0.03	0.31
B	0.091	0.625	0.934	0.840	0.012	0.190
C	0.076	0.532		0.727		
D			0.14	0.09		0.06
E	0.13	0.69	1.1	0.69		0.26
F	0.03	0.13	0.07	0.09	0.10	0.19
G	0.05	0.27	0.44	0.32		0.11
H	0.057	0.299	0.523	0.339		
I			0.369	0.261	0.0225	0.142
J		0.35	1.08	0.34		0.28
K	0.11259	0.63273	1.10401	0.63372	0.06000	0.29655
L	0.14	0.28	0.6	0.8	0.2	0.2
M	0.10	0.460			0.243	0.33
N	0.050	0.270	0.630	0.420		0.110
O	0.081	0.352				
P		0.55	0.69	0.66		0.28
Q	0.037	0.19	0.31	0.21		0.084
R	0.093	0.506	0.942	0.508		0.168
S	0.013	0.08	0.112	0.102		0.087
T	0.21	1.19	1.03	0.47		0.22
U						
V			0.85			0.22
W	0.03	0.19	0.3	0.2		0.07
X	0.039	0.20	0.37	0.17		0.10
Y	0.064	0.37	0.64	0.40		0.171
Z	0.08	0.43	0.78	0.51		0.20
AA	0.2	0.5	0.7	0.5		0.3
AB	0.0062	0.0358	0.1550	0.0877		0.028
AC	0.10	0.20		0.20		
AD		0.32	0.90	0.44	0.23	0.24
AE						
AF						
AG	0.11	0.58	1.06	0.66	0.01	0.28
AH	0.051	0.281	0.428	0.292		0.217
AI	0.055	0.30	0.51	0.32		0.120
AJ	0.106	0.54	1.87	0.82		0.36
AK	0.04	0.36	0.58	0.35		0.23
AL	0.071	0.382	0.830	0.451		0.175
AM	0.100	0.45	0.8	0.88		
AN						
AO	0.0571	0.329	0.723	0.320		0.267
AP				0.244		
AQ	0.066	0.394	0.690	0.440		0.170
AR			0.097			
AS	0.14	0.73	0.86	0.68	0.23	
AT						
AU	0.093	0.54	1.01	0.47		0.21
AV	0.0492	0.0484	0.0500	0.0615	0.0430	0.0440
AW			1.53	0.852		

All data in µg/L

Sample B-CB07A
Parameter MTBE

Target value ± U (k=2)	1,70	µg/L	±	0,09	µg/L
IFA result ± U (k=2)	1,80	µg/L	±	0,27	µg/L
Stability test ± U (k=2)	1,81	µg/L	±	0,27	µg/L

Lab Code	Result	±	Unit	Recovery	z-Score
A	2,23	0,58	µg/L	131%	2,23
B	1,885	0,358	µg/L	111%	0,78
C	1,652	0,496	µg/L	97%	-0,20
D			µg/L		
E	1,60	0,48	µg/L	94%	-0,42
F			µg/L		
G	na		µg/L		
H	1,747	0,262	µg/L	103%	0,20
I			µg/L		
J	1,20	0,31	µg/L	71%	-2,10
K	1,69620	0,50886	µg/L	100%	-0,02
L	0,110 *	0,02	µg/L	6%	-6,68
M			µg/L		
N	1,40	0,300	µg/L	82%	-1,26
O			µg/L		
P			µg/L		
Q	1,97	0,2	µg/L	116%	1,13
R	1,78	0,284	µg/L	105%	0,34
S			µg/L		
T			µg/L		
U			µg/L		
V			µg/L		
W			µg/L		
X			µg/L		
Y	1,72	0,34	µg/L	101%	0,08
Z	1,93	0,39	µg/L	114%	0,97
AA		0	µg/L		
AB	1,41	0,0400	µg/L	83%	-1,22
AC			µg/L		
AD	1,70	0,25	µg/L	100%	0,00
AE			µg/L		
AF			µg/L		
AG	1,43	0,36	µg/L	84%	-1,13
AH	1,401	0,420	µg/L	82%	-1,26
AX			µg/L		
AY	2,82 *	0,40	µg/L	166%	4,71
AZ	1,937	0,291	µg/L	114%	1,00
BA			µg/L		
BB			µg/L		
BC			µg/L		
BD	1,522	0,304	µg/L	90%	-0,75
BE			µg/L		
BF	1,75	0,4	µg/L	103%	0,21

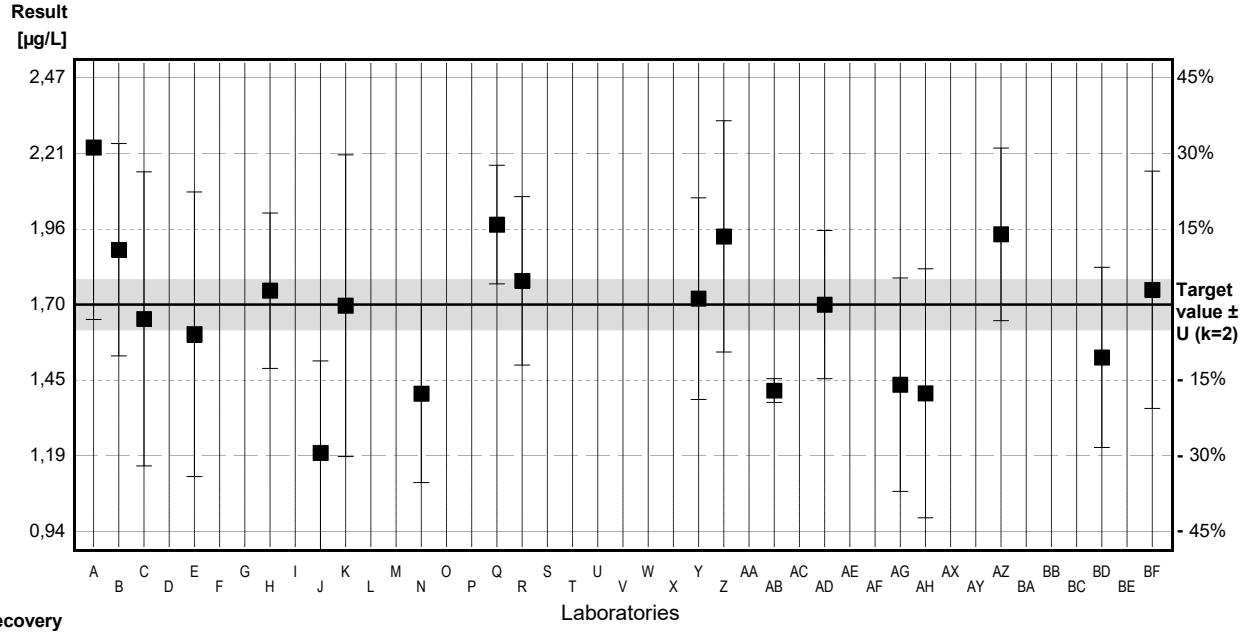

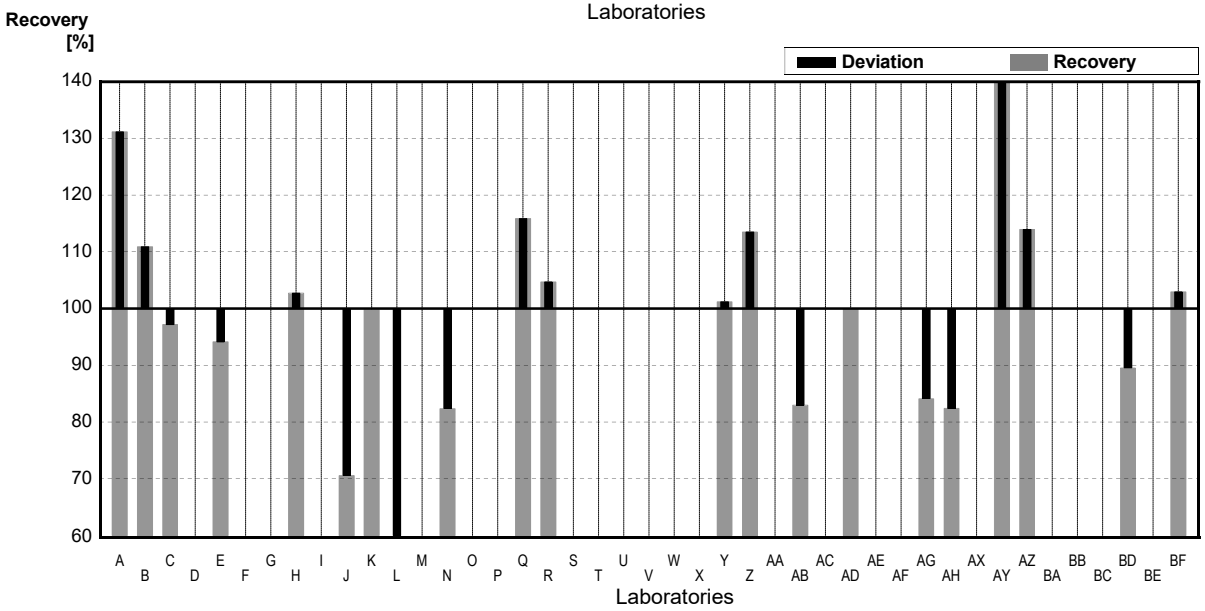

	All results	Outliers excl.	Unit
Mean ± CI(99%)	1,66 ± 0,31	1,68 ± 0,17	µg/L
Recov. ± CI(99%)	97,7 ± 18,1	98,9 ± 9,8	%
SD between labs	0,49	0,25	µg/L
RSD between labs	29,8	14,9	%
n for calculation	21	19	

Sample B-CB07B
Parameter MTBE

Target value	± U (k=2)	0,82 µg/L	±	0,04 µg/L
IFA result	± U (k=2)	0,86 µg/L	±	0,13 µg/L
Stability test	± U (k=2)	0,83 µg/L	±	0,12 µg/L

Lab Code	Result	±	Unit	Recovery	z-Score
A	0,983	0,26	µg/L	120%	1,42
B	0,865	0,164	µg/L	105%	0,39
C	0,767	0,230	µg/L	94%	-0,46
D			µg/L		
E	<1		µg/L	•	
F			µg/L		
G	na		µg/L		
H	0,832	0,125	µg/L	101%	0,10
I			µg/L		
J	<1		µg/L	•	
K	0,75865	0,22760	µg/L	93%	-0,53
L	0,050 *	0,001	µg/L	6%	-6,71
M			µg/L		
N	0,580	0,120	µg/L	71%	-2,09
O			µg/L		
P			µg/L		
Q	<1,0		µg/L	•	
R	0,813	0,130	µg/L	99%	-0,06
S			µg/L		
T			µg/L		
U			µg/L		
V			µg/L		
W			µg/L		
X			µg/L		
Y	0,913	0,183	µg/L	111%	0,81
Z	0,90	0,18	µg/L	110%	0,70
AA		0	µg/L		
AB	0,802	0,0597	µg/L	98%	-0,16
AC			µg/L		
AD	<1		µg/L	•	
AE			µg/L		
AF			µg/L		
AG	0,66	0,17	µg/L	80%	-1,39
AH	0,765	0,230	µg/L	93%	-0,48
AX			µg/L		
AY	1,69 *	0,23	µg/L	206%	7,58
AZ	1,005	0,151	µg/L	123%	1,61
BA			µg/L		
BB			µg/L		
BC			µg/L		
BD	0,746	0,149	µg/L	91%	-0,64
BE			µg/L		
BF	0,87	0,2	µg/L	106%	0,44

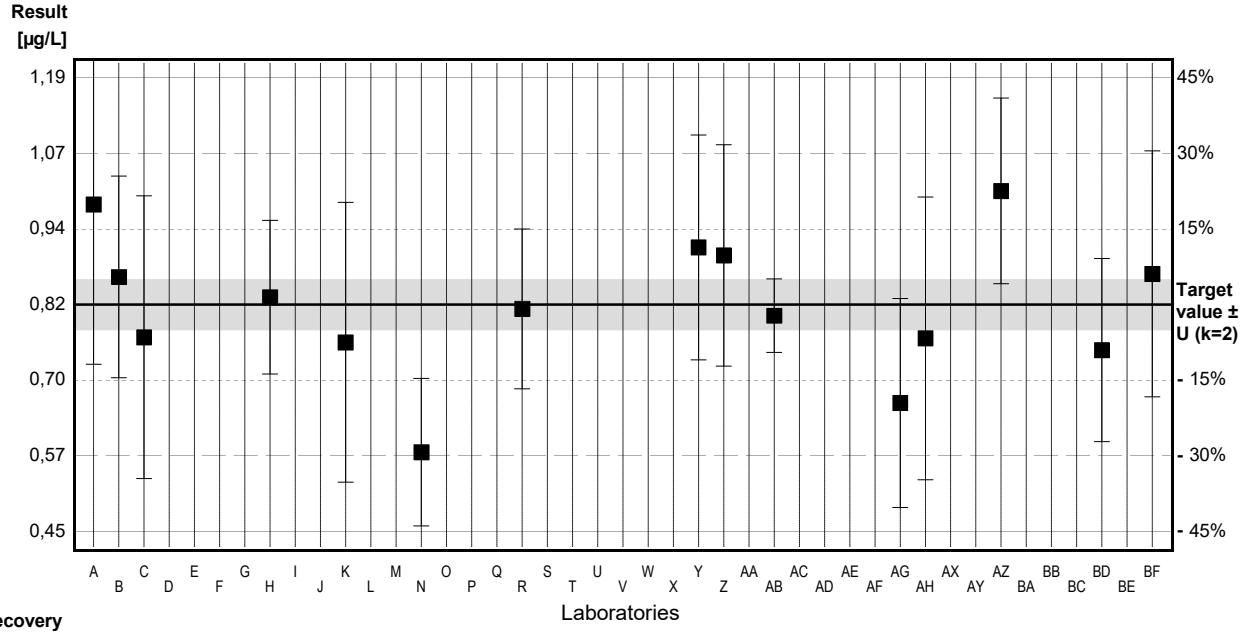

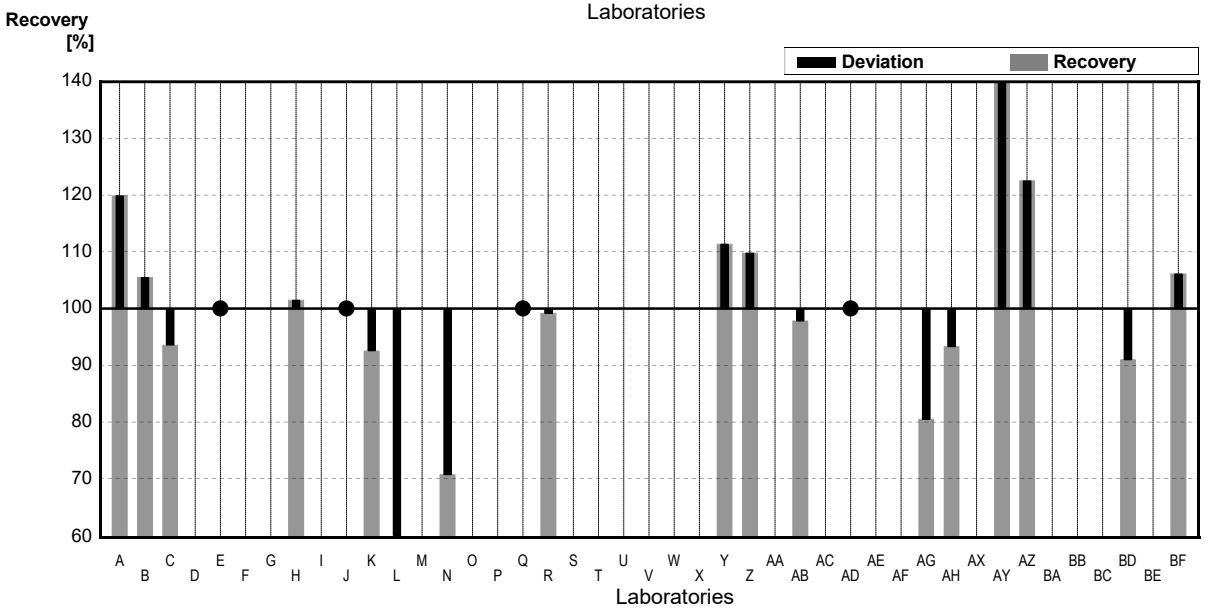

	All results	Outliers excl.	Unit
Mean ± CI(99%)	0,82 ± 0,22	0,82 ± 0,09	µg/L
Recov. ± CI(99%)	100,4 ± 26,7	99,7 ± 10,6	%
SD between labs	0,31	0,11	µg/L
RSD between labs	37,5	13,8	%
n for calculation	17	15	

Sample B-CB07A
Parameter Benzene

Target value ± U (k=2)	1,88	µg/L	±	0,09	µg/L
IFA result ± U (k=2)	2,03	µg/L	±	0,30	µg/L
Stability test ± U (k=2)	1,90	µg/L	±	0,29	µg/L

Lab Code	Result		±	Unit	Recovery	z-Score
A	2,69		0,70	µg/L	143%	2,87
B	1,910		0,439	µg/L	102%	0,11
C	1,916		0,441	µg/L	102%	0,13
D	2,49		0,13	µg/L	132%	2,16
E	1,90		0,57	µg/L	101%	0,07
F	1,99		0,10	µg/L	106%	0,39
G	2,10		0,32	µg/L	112%	0,78
H	1,890		0,284	µg/L	101%	0,04
I	1,76		0,264	µg/L	94%	-0,43
J	2,01		0,52	µg/L	107%	0,46
K	1,90782		0,57234	µg/L	101%	0,10
L	1,968		0,4	µg/L	105%	0,31
M	2,90		0,87	µg/L	154%	3,62
N	1,60		0,200	µg/L	85%	-0,99
O	1,745		0,436	µg/L	93%	-0,48
P	1,92		0,38	µg/L	102%	0,14
Q	2,17		0,2	µg/L	115%	1,03
R	1,70		0,271	µg/L	90%	-0,64
S	1,84		0,044	µg/L	98%	-0,14
T				µg/L		
U	1,96			µg/L	104%	0,28
V				µg/L		
W	1,697		0,17	µg/L	90%	-0,65
X	1,97		0,20	µg/L	105%	0,32
Y	1,55		0,31	µg/L	82%	-1,17
Z	2,15		0,43	µg/L	114%	0,96
AA	2,38		0,5	µg/L	127%	1,77
AB	1,77		0,0206	µg/L	94%	-0,39
AC	4,55	*	0,25	µg/L	242%	9,47
AD	2,35		0,32	µg/L	125%	1,67
AE				µg/L		
AF	1,09			µg/L	58%	-2,80
AG	2,23		0,56	µg/L	119%	1,24
AH	1,459		0,219	µg/L	78%	-1,49
AX	1,94		0,4	µg/L	103%	0,21
AY	2,61		0,10	µg/L	139%	2,59
AZ	2,170		0,326	µg/L	115%	1,03
BA	2,15		0,2	µg/L	114%	0,96
BB				µg/L		
BC	1,71		0,34	µg/L	91%	-0,60
BD	1,467		0,293	µg/L	78%	-1,46
BE	1,73		0,34	µg/L	92%	-0,53
BF	1,64		0,2	µg/L	87%	-0,85

	All results	Outliers excl.	Unit
Mean ± CI(99%)	2,03 ± 0,24	1,96 ± 0,16	µg/L
Recov. ± CI(99%)	107,7 ± 12,6	104,2 ± 8,4	%
SD between labs	0,55	0,36	µg/L
RSD between labs	26,9	18,3	%
n for calculation	39	38	

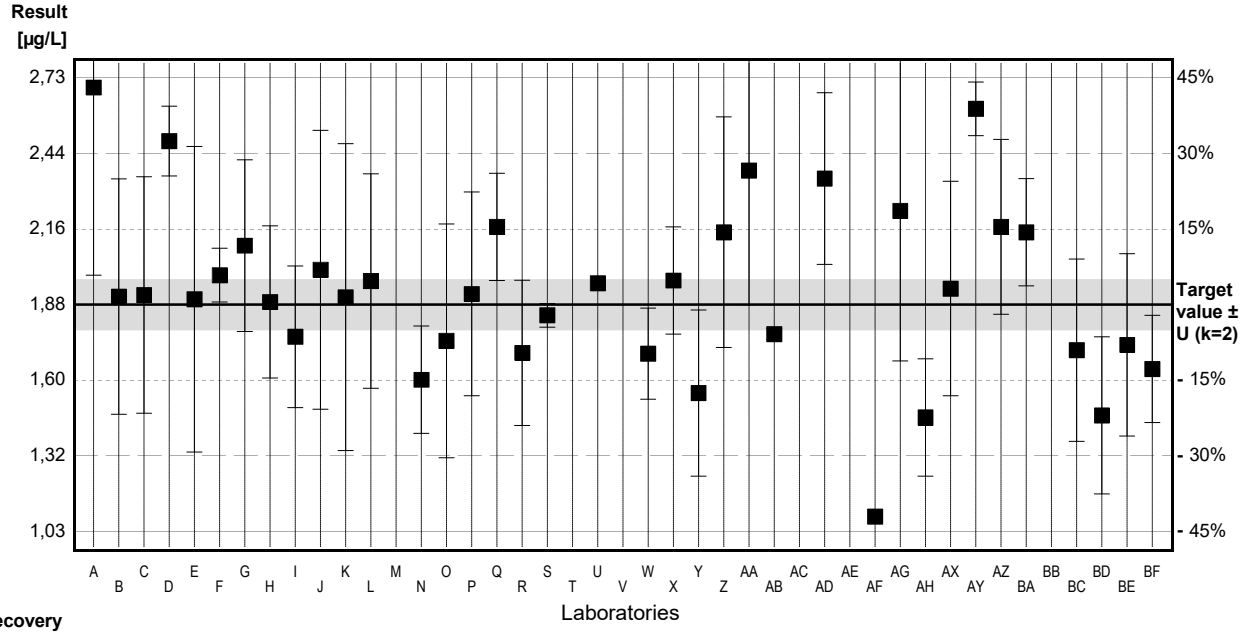

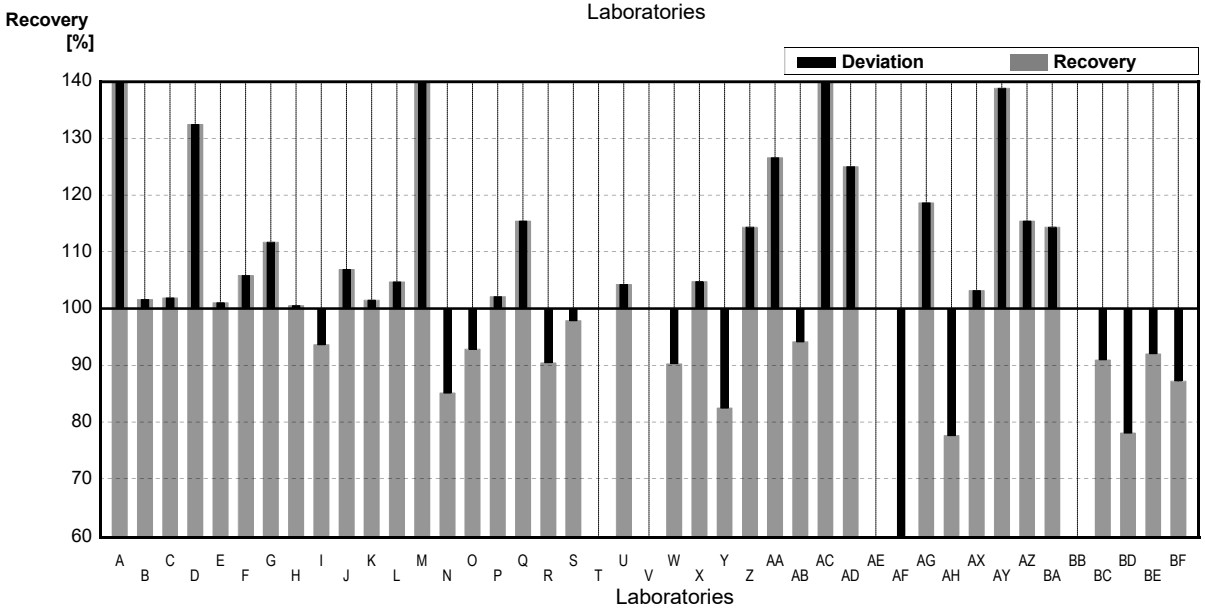

Sample B-CB07B
Parameter Benzene

Target value	± U (k=2)	3,34 µg/L	±	0,17 µg/L
IFA result	± U (k=2)	3,39 µg/L	±	0,51 µg/L
Stability test	± U (k=2)	3,31 µg/L	±	0,50 µg/L

Lab Code	Result		±	Unit	Recovery	z-Score
A	4,35		1,13	µg/L	130%	2,02
B	2,960		0,681	µg/L	89%	-0,76
C	3,431		0,789	µg/L	103%	0,18
D	4,05		0,04	µg/L	121%	1,42
E	3,20		0,96	µg/L	96%	-0,28
F	3,12		0,10	µg/L	93%	-0,44
G	3,40		0,51	µg/L	102%	0,12
H	3,368		0,505	µg/L	101%	0,06
I	2,91		0,436	µg/L	87%	-0,86
J	2,99		0,78	µg/L	90%	-0,70
K	3,31321		0,99396	µg/L	99%	-0,05
L	3,162		0,6	µg/L	95%	-0,36
M	1,78	*	0,53	µg/L	53%	-3,11
N	2,80		0,360	µg/L	84%	-1,08
O	3,004		0,751	µg/L	90%	-0,67
P	3,45		0,69	µg/L	103%	0,22
Q	3,75		0,37	µg/L	112%	0,82
R	2,96		0,474	µg/L	89%	-0,76
S	3,17		0,049	µg/L	95%	-0,34
T				µg/L		
U	3,10			µg/L	93%	-0,48
V				µg/L		
W	3,08		0,31	µg/L	92%	-0,52
X	3,26		0,33	µg/L	98%	-0,16
Y	2,71		0,54	µg/L	81%	-1,26
Z	3,78		0,76	µg/L	113%	0,88
AA	3,86		0,7	µg/L	116%	1,04
AB	3,09		0,0946	µg/L	93%	-0,50
AC	8,86	*	0,50	µg/L	265%	11,02
AD	4,16		0,57	µg/L	125%	1,64
AE				µg/L		
AF	1,31	*		µg/L	39%	-4,05
AG	4,01		1,00	µg/L	120%	1,34
AH	2,779		0,417	µg/L	83%	-1,12
AX	3,40		0,7	µg/L	102%	0,12
AY	4,15		0,11	µg/L	124%	1,62
AZ	3,999		0,600	µg/L	120%	1,32
BA	3,40		0,2	µg/L	102%	0,12
BB				µg/L		
BC	3,25		0,65	µg/L	97%	-0,18
BD	2,308		0,462	µg/L	69%	-2,06
BE	2,93		0,58	µg/L	88%	-0,82
BF	3,55		0,50	µg/L	106%	0,42

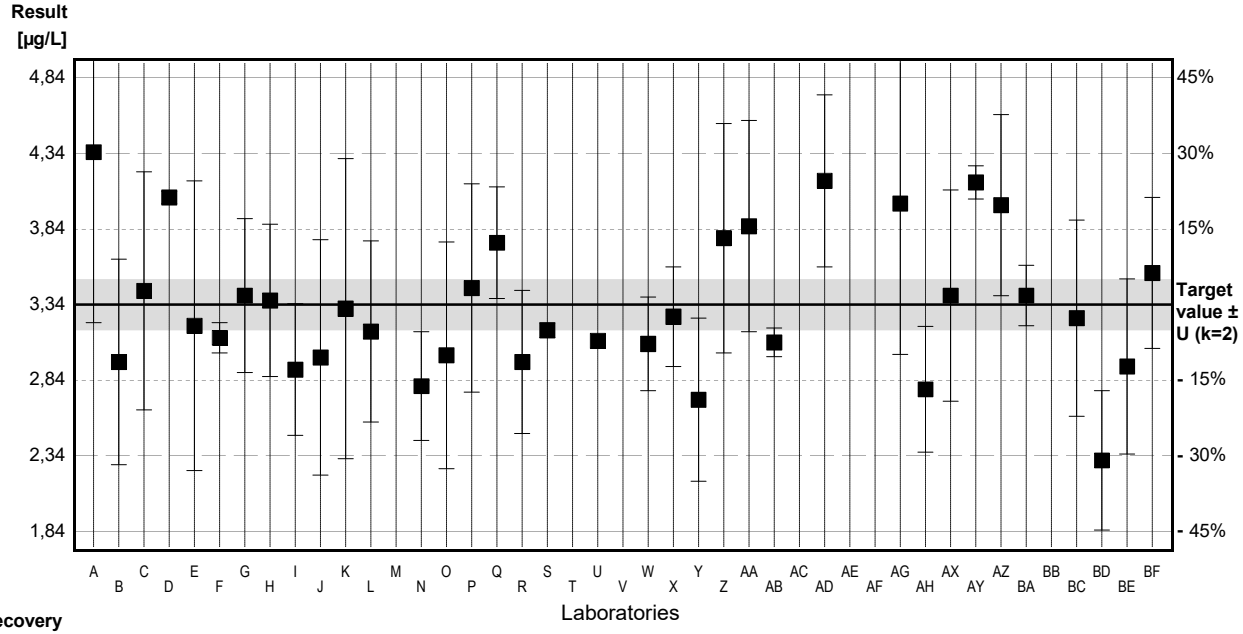

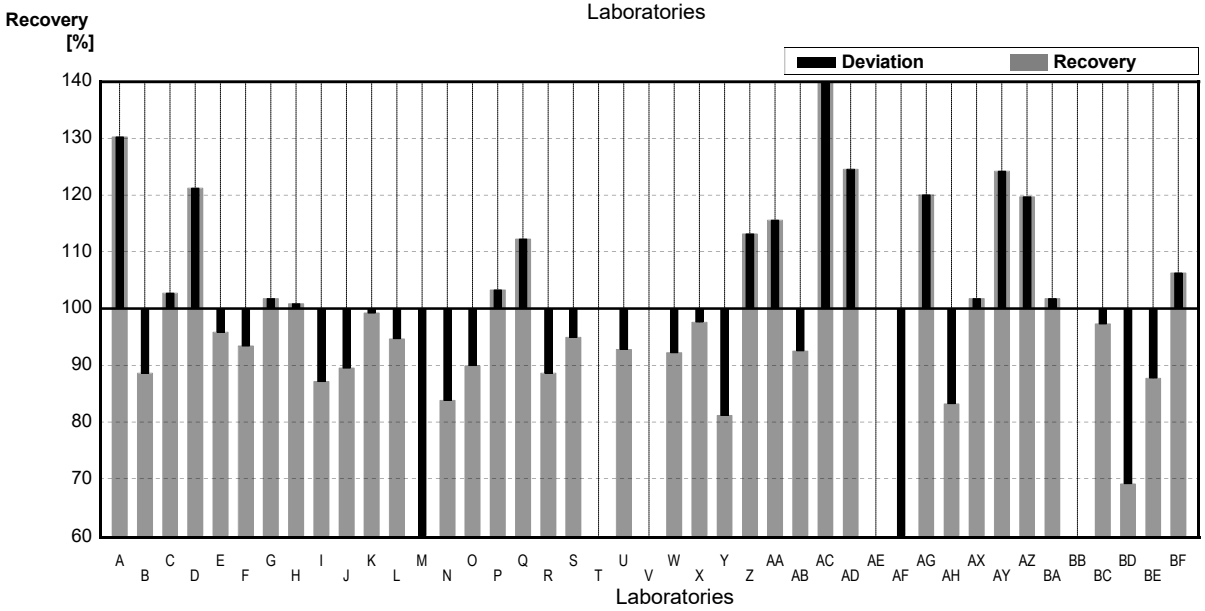

	All results	Outliers excl.	Unit
Mean ± CI(99%)	3,39 ± 0,47	3,34 ± 0,21	µg/L
Recov. ± CI(99%)	101,5 ± 14,1	100,0 ± 6,4	%
SD between labs	1,08	0,47	µg/L
RSD between labs	32,0	14,1	%
n for calculation	39	36	

Sample B-CB07A
Parameter Toluene

Target value ± U (k=2)	1,40	µg/L	±	0,07	µg/L
IFA result ± U (k=2)	1,48	µg/L	±	0,22	µg/L
Stability test ± U (k=2)	1,39	µg/L	±	0,21	µg/L

Lab Code	Result		±	Unit	Recovery	z-Score
A	1,78		0,46	µg/L	127%	1,94
B	1,290		0,374	µg/L	92%	-0,56
C	1,331		0,466	µg/L	95%	-0,35
D	2,06	*	0,12	µg/L	147%	3,37
E	1,40		0,52	µg/L	100%	0,00
F	1,73		0,10	µg/L	124%	1,68
G	1,50		0,23	µg/L	107%	0,51
H	1,303		0,196	µg/L	93%	-0,49
I	1,24		0,186	µg/L	89%	-0,82
J	1,36		0,23	µg/L	97%	-0,20
K	1,43324		0,42997	µg/L	102%	0,17
L	1,446		0,3	µg/L	103%	0,23
M	2,89	*	0,87	µg/L	206%	7,60
N	1,30		0,190	µg/L	93%	-0,51
O	1,263		0,316	µg/L	90%	-0,70
P	1,32		0,26	µg/L	94%	-0,41
Q	1,50		0,15	µg/L	107%	0,51
R	1,33		0,173	µg/L	95%	-0,36
S	1,25		0,087	µg/L	89%	-0,77
T				µg/L		
U	1,11			µg/L	79%	-1,48
V	1,47		0,42	µg/L	105%	0,36
W	0,94		0,09	µg/L	67%	-2,35
X	1,31		0,13	µg/L	94%	-0,46
Y	1,07		0,21	µg/L	76%	-1,68
Z	1,54		0,31	µg/L	110%	0,71
AA	1,67		0,4	µg/L	119%	1,38
AB	1,30		0,0791	µg/L	93%	-0,51
AC	1,75		0,15	µg/L	125%	1,79
AD	1,47		0,22	µg/L	105%	0,36
AE				µg/L		
AF	0,71	*		µg/L	51%	-3,52
AG	1,63		0,41	µg/L	116%	1,17
AH	1,074		0,161	µg/L	77%	-1,66
AX	1,41		0,3	µg/L	101%	0,05
AY	2,04	*	0,29	µg/L	146%	3,27
AZ	1,740		0,261	µg/L	124%	1,73
BA	1,55		0,2	µg/L	111%	0,77
BB	1,36		0,30	µg/L	97%	-0,20
BC	1,15		0,23	µg/L	82%	-1,28
BD	1,086		0,217	µg/L	78%	-1,60
BE	1,13		0,22	µg/L	81%	-1,38
BF				µg/L		

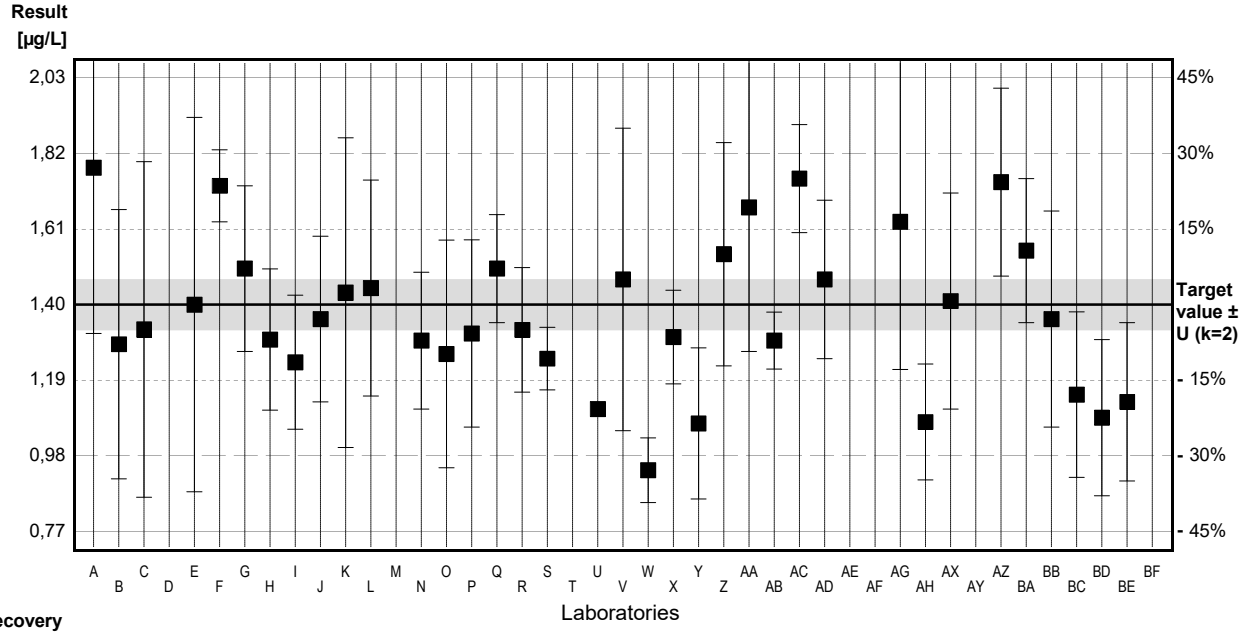

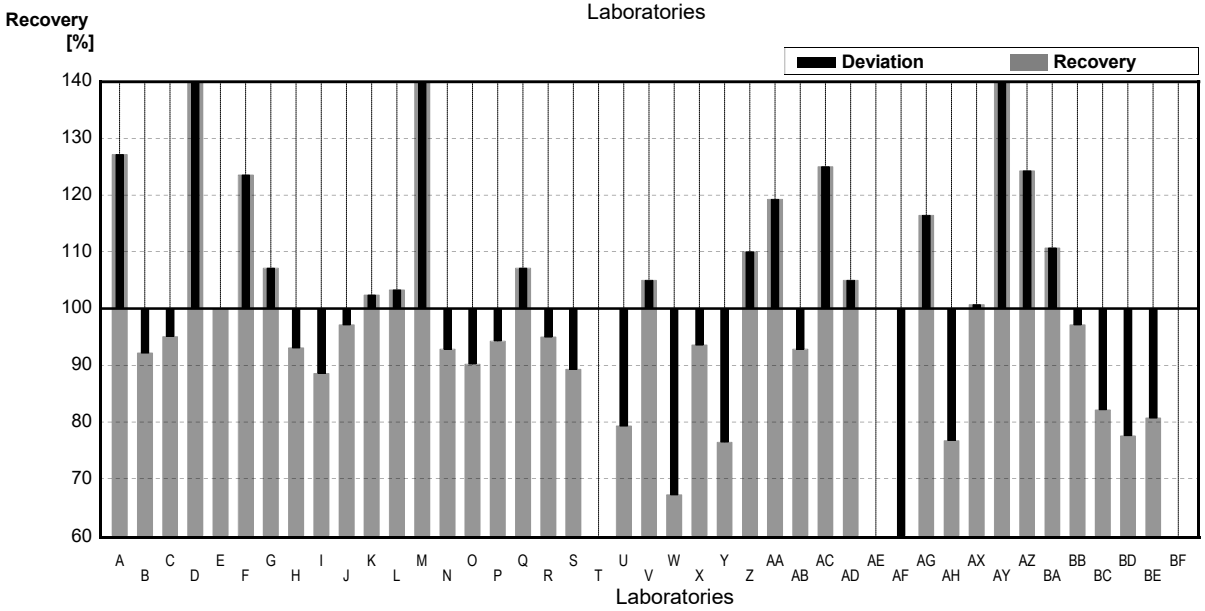

	All results	Outliers excl.	Unit
Mean ± CI(99%)	1,43 ± 0,15	1,38 ± 0,10	µg/L
Recov. ± CI(99%)	102,2 ± 11,0	98,3 ± 6,8	%
SD between labs	0,36	0,21	µg/L
RSD between labs	25,2	15,3	%
n for calculation	40	36	

Sample B-CB07B
Parameter Toluene

Target value ± U (k=2)	3,44 µg/L	±	0,17 µg/L
IFA result ± U (k=2)	3,41 µg/L	±	0,51 µg/L
Stability test ± U (k=2)	3,35 µg/L	±	0,50 µg/L

Lab Code	Result		±	Unit	Recovery	z-Score
A	4,22		1,10	µg/L	123%	1,62
B	2,920		0,847	µg/L	85%	-1,08
C	3,337		1,168	µg/L	97%	-0,21
D	5,2	*	0,23	µg/L	151%	3,65
E	3,50		1,1	µg/L	102%	0,12
F	3,01		0,10	µg/L	88%	-0,89
G	3,60		0,54	µg/L	105%	0,33
H	3,297		0,495	µg/L	96%	-0,30
I	3,41		0,51	µg/L	99%	-0,06
J	3,21		0,55	µg/L	93%	-0,48
K	3,62042		1,08613	µg/L	105%	0,37
L	3,250		0,6	µg/L	94%	-0,39
M	1,13	*	0,34	µg/L	33%	-4,80
N	3,40		0,500	µg/L	99%	-0,08
O	3,117		0,779	µg/L	91%	-0,67
P	3,42		0,68	µg/L	99%	-0,04
Q	3,64		0,36	µg/L	106%	0,42
R	3,33		0,433	µg/L	97%	-0,23
S	3,15		0,09	µg/L	92%	-0,60
T				µg/L		
U	2,52			µg/L	73%	-1,91
V	3,55		1,02	µg/L	103%	0,23
W	3,03		0,30	µg/L	88%	-0,85
X	2,93		0,29	µg/L	85%	-1,06
Y	2,77		0,55	µg/L	81%	-1,39
Z	3,87		0,77	µg/L	113%	0,89
AA	3,79		0,7	µg/L	110%	0,73
AB	3,08		0,1134	µg/L	90%	-0,75
AC	4,85	*	0,40	µg/L	141%	2,93
AD	3,65		0,54	µg/L	106%	0,44
AE				µg/L		
AF	1,27	*		µg/L	37%	-4,51
AG	4,06		1,02	µg/L	118%	1,29
AH	2,864		0,430	µg/L	83%	-1,20
AX	3,54		0,7	µg/L	103%	0,21
AY	5,37	*	0,71	µg/L	156%	4,01
AZ	4,371		0,656	µg/L	127%	1,93
BA	3,20		0,2	µg/L	93%	-0,50
BB	3,19		0,70	µg/L	93%	-0,52
BC	3,08		0,62	µg/L	90%	-0,75
BD	2,463		0,493	µg/L	72%	-2,03
BE	2,71		0,54	µg/L	79%	-1,52
BF				µg/L		

	All results	Outliers excl.	Unit
Mean ± CI(99%)	3,35 ± 0,35	3,32 ± 0,20	µg/L
Recov. ± CI(99%)	97,3 ± 10,1	96,4 ± 5,9	%
SD between labs	0,81	0,44	µg/L
RSD between labs	24,2	13,2	%
n for calculation	40	35	

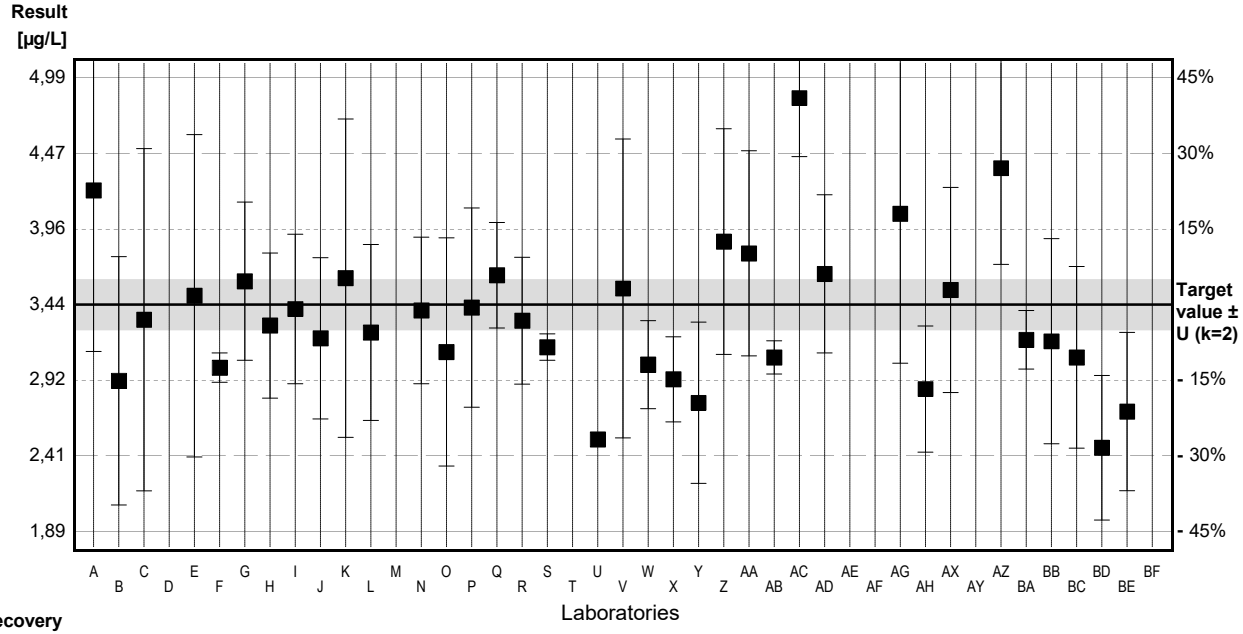

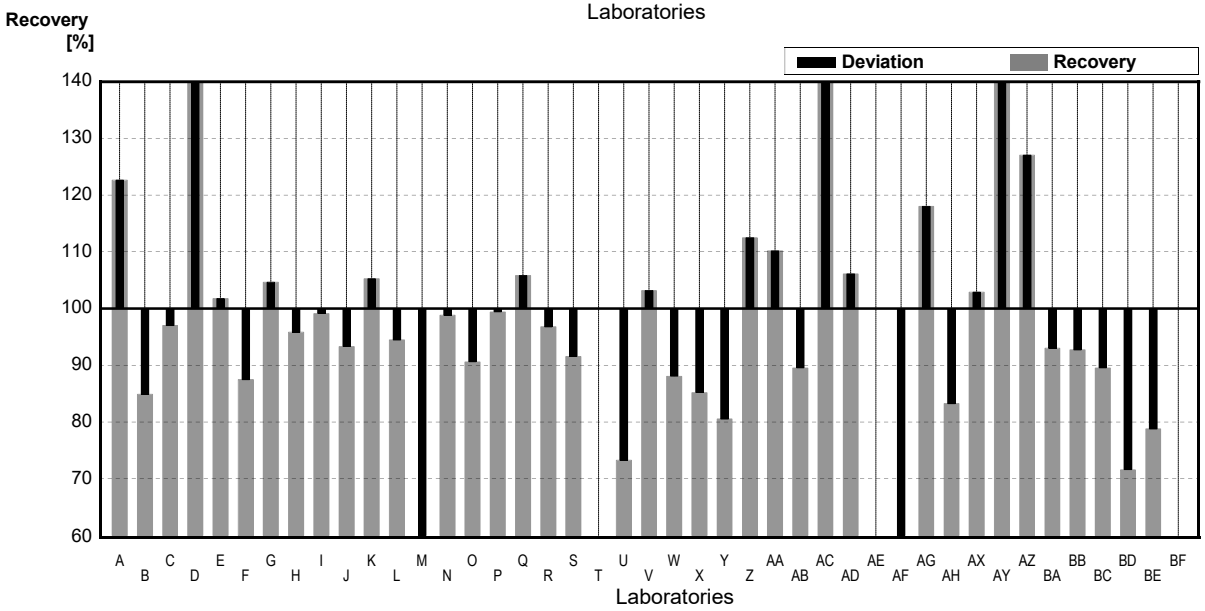

Sample B-CB07A
Parameter Ethylbenzene

Target value ± U (k=2)	3,52	µg/L	±	0,18	µg/L
IFA result ± U (k=2)	3,69	µg/L	±	0,55	µg/L
Stability test ± U (k=2)	3,50	µg/L	±	0,53	µg/L

Lab Code	Result		±	Unit	Recovery	z-Score
A	4,98		1,30	µg/L	141%	2,59
B	2,490		0,573	µg/L	71%	-1,83
C	3,126		1,344	µg/L	89%	-0,70
D	6,7	*	0,13	µg/L	190%	5,65
E	3,60		1,1	µg/L	102%	0,14
F	2,69		0,10	µg/L	76%	-1,47
G	3,90		0,59	µg/L	111%	0,67
H	3,306		0,496	µg/L	94%	-0,38
I	4,83		0,72	µg/L	137%	2,33
J	3,37		0,84	µg/L	96%	-0,27
K	3,78390		1,13517	µg/L	107%	0,47
L	3,208		0,6	µg/L	91%	-0,55
M	0,83	*	0,25	µg/L	24%	-4,78
N	3,00		0,450	µg/L	85%	-0,92
O	3,199		0,800	µg/L	91%	-0,57
P	3,47		0,69	µg/L	99%	-0,09
Q	3,69		0,37	µg/L	105%	0,30
R	3,08		0,524	µg/L	88%	-0,78
S	3,27		0,036	µg/L	93%	-0,44
T				µg/L		
U	2,39			µg/L	68%	-2,01
V	3,69		0,97	µg/L	105%	0,30
W	3,18		0,32	µg/L	90%	-0,60
X	3,50		0,35	µg/L	99%	-0,04
Y	2,73		0,55	µg/L	78%	-1,40
Z	4,12		0,82	µg/L	117%	1,07
AA	3,62		0,7	µg/L	103%	0,18
AB	3,13		0,1614	µg/L	89%	-0,69
AC	4,02		0,25	µg/L	114%	0,89
AD	3,99		0,40	µg/L	113%	0,83
AE				µg/L		
AF	1,47			µg/L	42%	-3,64
AG	3,74		0,93	µg/L	106%	0,39
AH	2,816		0,845	µg/L	80%	-1,25
AX	3,72		0,7	µg/L	106%	0,36
AY	4,48		0,66	µg/L	127%	1,70
AZ	4,276		0,641	µg/L	121%	1,34
BA	3,23		0,2	µg/L	92%	-0,51
BB	2,07		0,46	µg/L	59%	-2,57
BC	2,84		0,57	µg/L	81%	-1,21
BD	1,492		0,298	µg/L	42%	-3,60
BE	2,71		0,54	µg/L	77%	-1,44
BF	3,57		0,5	µg/L	101%	0,09

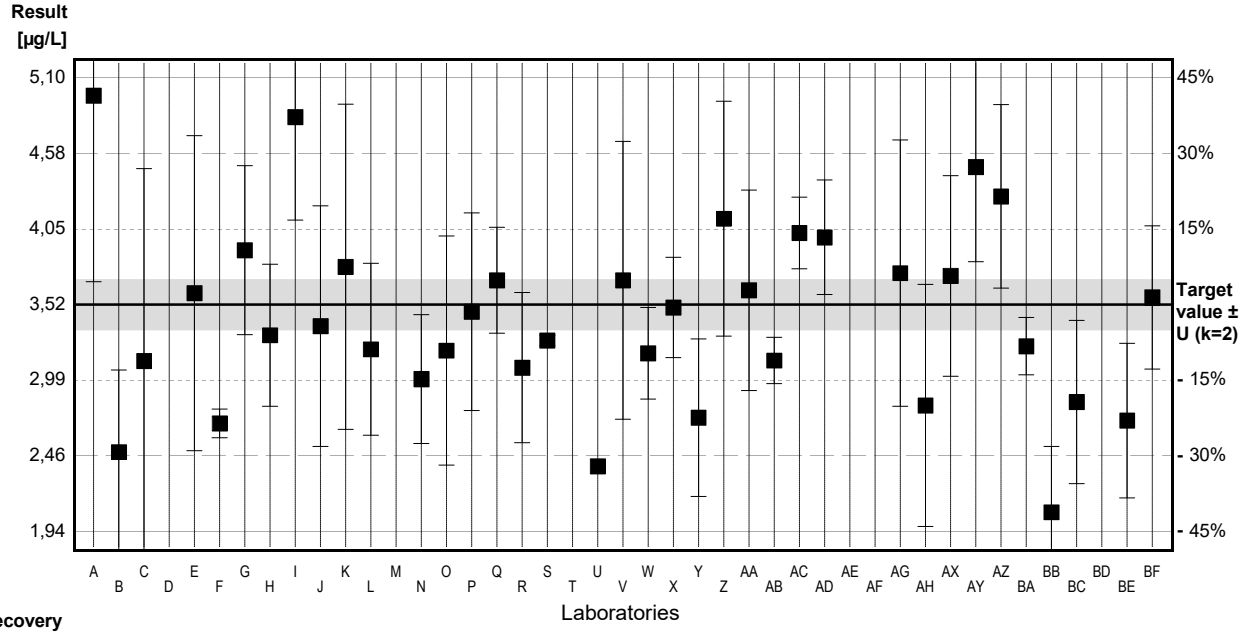

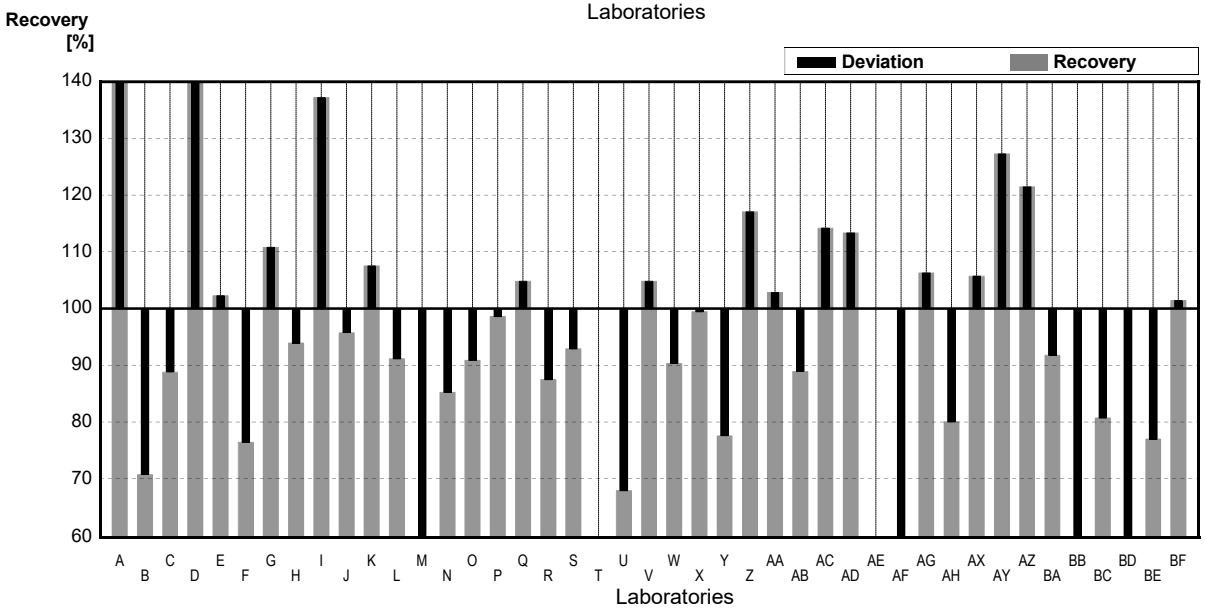

	All results	Outliers excl.	Unit
Mean ± CI(99%)	3,35 ± 0,42	3,33 ± 0,33	µg/L
Recov. ± CI(99%)	95,1 ± 11,9	94,5 ± 9,4	%
SD between labs	1,00	0,76	µg/L
RSD between labs	29,7	22,9	%
n for calculation	41	39	

Sample B-CB07B
Parameter Ethylbenzene

Target value ± U (k=2)	0,89	µg/L	±	0,04	µg/L
IFA result ± U (k=2)	0,88	µg/L	±	0,13	µg/L
Stability test ± U (k=2)	0,87	µg/L	±	0,13	µg/L

Lab Code	Result		±	Unit	Recovery	z-Score
A	0,975		0,25	µg/L	110%	0,60
B	0,780		0,179	µg/L	88%	-0,77
C	0,806		0,347	µg/L	91%	-0,59
D	1,67	*	0,21	µg/L	188%	5,48
E	0,850		0,26	µg/L	96%	-0,28
F	0,57		0,10	µg/L	64%	-2,25
G	0,86		0,13	µg/L	97%	-0,21
H	0,757		0,114	µg/L	85%	-0,93
I	1,22		0,183	µg/L	137%	2,32
J	0,80		0,20	µg/L	90%	-0,63
K	0,89000		0,27000	µg/L	100%	0,00
L	0,838		0,16	µg/L	94%	-0,37
M	3,32	*	1,00	µg/L	373%	17,06
N	0,800		0,130	µg/L	90%	-0,63
O	0,749		0,187	µg/L	84%	-0,99
P	0,815		0,16	µg/L	92%	-0,53
Q	0,89		0,09	µg/L	100%	0,00
R	0,754		0,128	µg/L	85%	-0,96
S	0,806		0,033	µg/L	91%	-0,59
T				µg/L		
U	0,563			µg/L	63%	-2,30
V	0,91		0,24	µg/L	102%	0,14
W	0,70		0,07	µg/L	79%	-1,33
X	0,85		0,09	µg/L	96%	-0,28
Y	0,71		0,14	µg/L	80%	-1,26
Z	0,94		0,19	µg/L	106%	0,35
AA	0,765		0,2	µg/L	86%	-0,88
AB	0,762		0,0046	µg/L	86%	-0,90
AC	0,99		0,15	µg/L	111%	0,70
AD	0,97		0,097	µg/L	109%	0,56
AE				µg/L		
AF	0,344	*		µg/L	39%	-3,83
AG	0,89		0,22	µg/L	100%	0,00
AH	0,646		0,194	µg/L	73%	-1,71
AX	0,87		0,2	µg/L	98%	-0,14
AY	1,08		0,15	µg/L	121%	1,33
AZ	1,141		0,171	µg/L	128%	1,76
BA	1,08		0,2	µg/L	121%	1,33
BB	0,682		0,15	µg/L	77%	-1,46
BC	0,80		0,16	µg/L	90%	-0,63
BD	0,297	*	0,059	µg/L	33%	-4,16
BE	0,61		0,12	µg/L	69%	-1,97
BF	0,440		0,01	µg/L	49%	-3,16

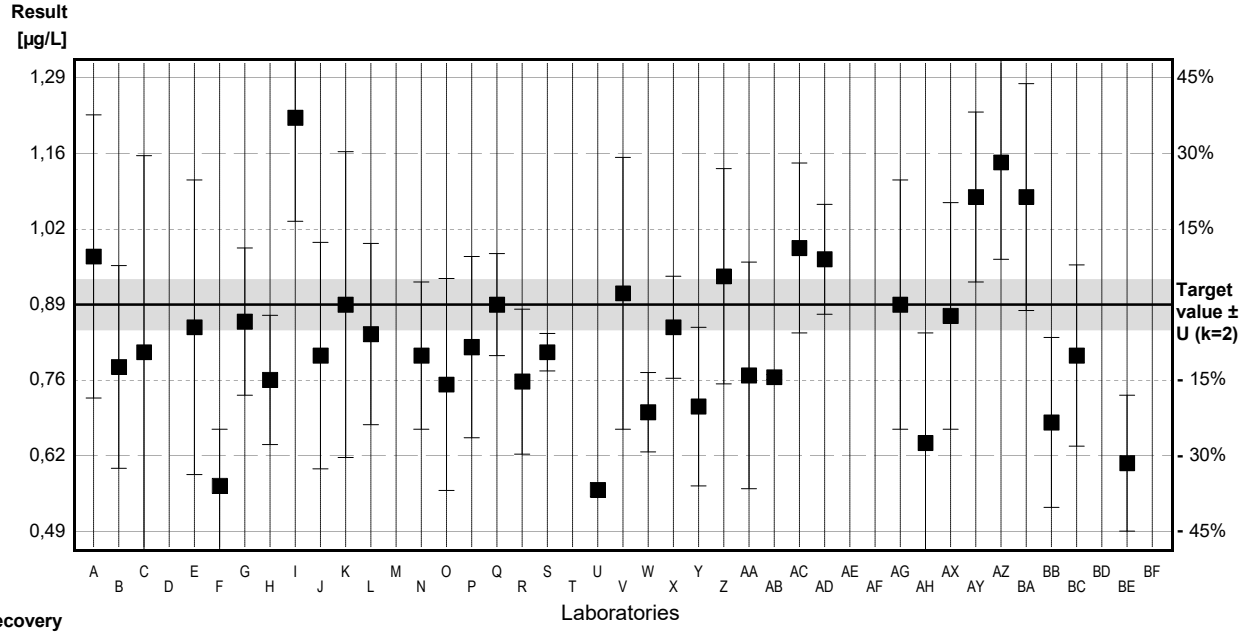

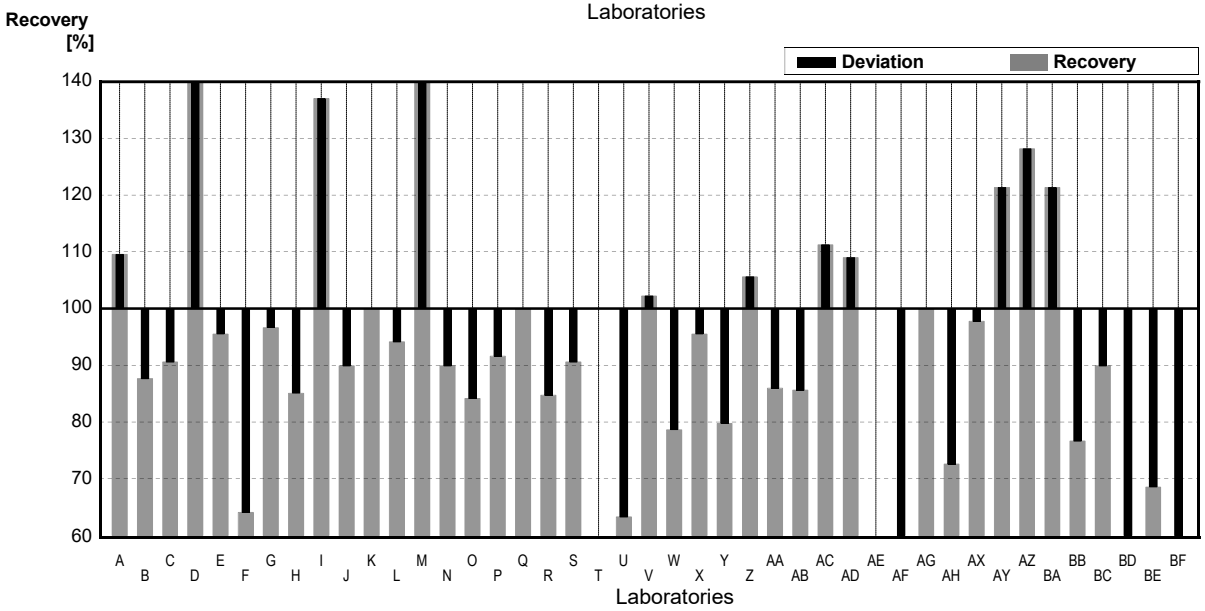

	All results	Outliers excl.	Unit
Mean ± CI(99%)	0,88 ± 0,19	0,83 ± 0,07	µg/L
Recov. ± CI(99%)	99,2 ± 21,5	92,8 ± 8,1	%
SD between labs	0,45	0,16	µg/L
RSD between labs	51,4	19,5	%
n for calculation	41	37	

Sample B-CB07A
Parameter m,p-Xylene

Target value ± U (k=2)	1,96	µg/L	±	0,10	µg/L
IFA result ± U (k=2)	2,09	µg/L	±	0,31	µg/L
Stability test ± U (k=2)	2,01	µg/L	±	0,30	µg/L

Lab Code	Result	±	Unit	Recovery	z-Score
A	3,15 *	0,82	µg/L	161%	3,37
B	1,765	,547	µg/L	90%	-0,55
C	2,169	0,651	µg/L	111%	0,59
D	2,42	0,09	µg/L	123%	1,30
E	2,10	0,63	µg/L	107%	0,40
F	3,16 *	0,10	µg/L	161%	3,40
G	1,10	0,17	µg/L	56%	-2,44
H	1,728	0,259	µg/L	88%	-0,66
I	5,69 *	0,85	µg/L	290%	10,57
J	1,85	0,46	µg/L	94%	-0,31
K	2,00217	0,60065	µg/L	102%	0,12
L	1,692	0,32	µg/L	86%	-0,76
M	0,64 *	0,19	µg/L	33%	-3,74
N	2,10	0,310	µg/L	107%	0,40
O	1,922	0,480	µg/L	98%	-0,11
P	1,91	0,38	µg/L	97%	-0,14
Q	2,09	0,2	µg/L	107%	0,37
R	1,87	0,375	µg/L	95%	-0,26
S	1,82	0,063	µg/L	93%	-0,40
T			µg/L		
U	0,803 *		µg/L	41%	-3,28
V	2,14	0,44	µg/L	109%	0,51
W	2,12	0,21	µg/L	108%	0,45
X	1,94	0,19	µg/L	99%	-0,06
Y	1,58	0,32	µg/L	81%	-1,08
Z	2,21	0,44	µg/L	113%	0,71
AA	2,23	0,5	µg/L	114%	0,77
AB	1,71	0,0680	µg/L	87%	-0,71
AC	2,02	0,20	µg/L	103%	0,17
AD	2,85	0,34	µg/L	145%	2,52
AE			µg/L		
AF	0,88		µg/L	45%	-3,06
AG	2,19	0,55	µg/L	112%	0,65
AH	1,738	0,521	µg/L	89%	-0,63
AX	2,00	0,4	µg/L	102%	0,11
AY	2,61	0,13	µg/L	133%	1,84
AZ	2,694	0,404	µg/L	137%	2,08
BA	2,30	0,2	µg/L	117%	0,96
BB	2,07	0,46	µg/L	106%	0,31
BC	1,62	0,32	µg/L	83%	-0,96
BD	0,690 *	0,138	µg/L	35%	-3,60
BE	1,36	0,27	µg/L	69%	-1,70
BF			µg/L		

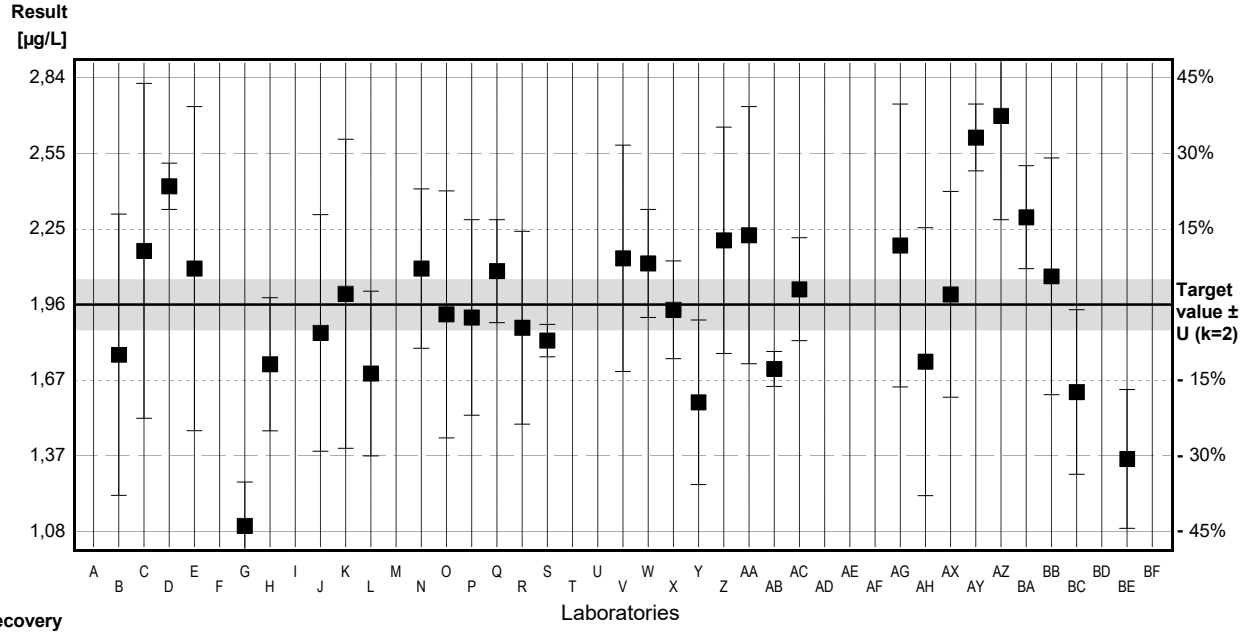

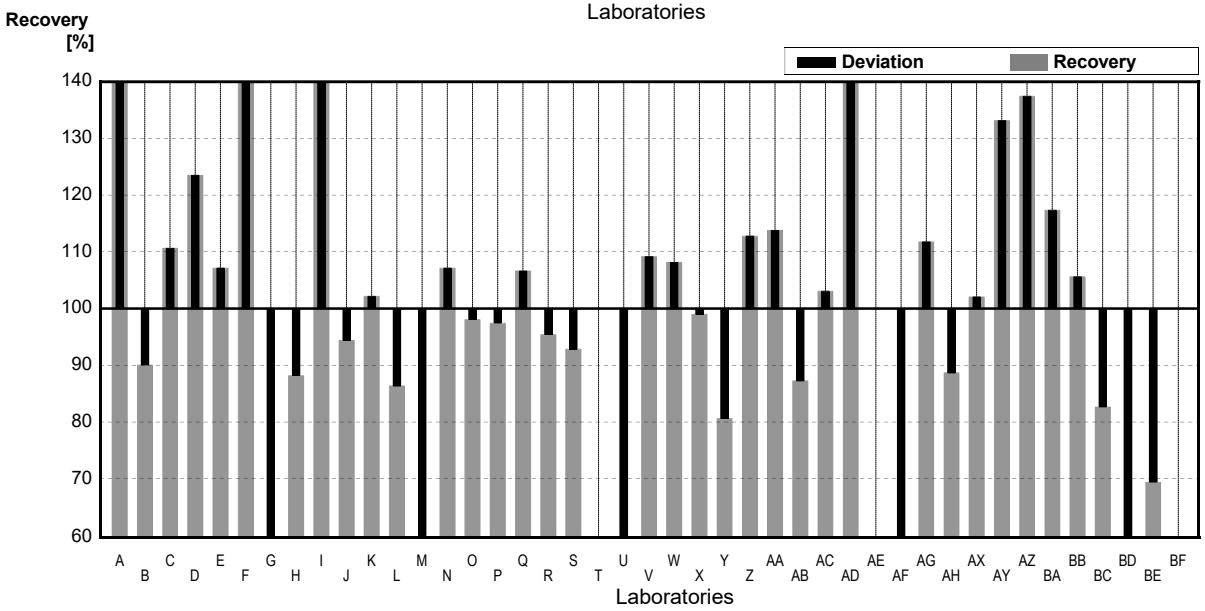

	All results	Outliers excl.	Unit
Mean ± CI(99%)	2,02 ± 0,35	1,96 ± 0,19	µg/L
Recov. ± CI(99%)	103,2 ± 18,1	100,2 ± 9,6	%
SD between labs	0,83	0,40	µg/L
RSD between labs	40,8	20,4	%
n for calculation	40	34	

Sample B-CB07B
Parameter m,p-Xylene

Target value ± U (k=2)	0,61	µg/L	±	0,03	µg/L
IFA result ± U (k=2)	0,59	µg/L	±	0,09	µg/L
Stability test ± U (k=2)	0,60	µg/L	±	0,09	µg/L

Lab Code	Result		±	Unit	Recovery	z-Score
A	0,749		0,20	µg/L	123%	
B	0,535		0,166	µg/L	88%	
C	0,586		0,176	µg/L	96%	
D	0,85		0,27	µg/L	139%	
E	0,550		0,17	µg/L	90%	
F	1,29	*	0,10	µg/L	211%	
G	<0,1			µg/L	FN	
H	0,492		0,074	µg/L	81%	
I	1,52	*	0,229	µg/L	249%	
J	0,55		0,14	µg/L	90%	
K	0,65695		0,19709	µg/L	108%	
L	0,559		0,1	µg/L	92%	
M	2,09	*	0,62	µg/L	343%	
N	0,700		0,100	µg/L	115%	
O	0,550		0,137	µg/L	90%	
P	0,565		0,11	µg/L	93%	
Q	0,60		0,06	µg/L	98%	
R	0,442		0,088	µg/L	72%	
S	0,552		0,067	µg/L	90%	
T				µg/L		
U	0,225			µg/L	37%	
V	0,63		0,13	µg/L	103%	
W	0,58		0,06	µg/L	95%	
X	0,59		0,06	µg/L	97%	
Y	0,473		0,095	µg/L	78%	
Z	0,63		0,13	µg/L	103%	
AA	0,92		0,3	µg/L	151%	
AB	0,476		0,0159	µg/L	78%	
AC	0,55		0,10	µg/L	90%	
AD	0,98		0,12	µg/L	161%	
AE				µg/L		
AF	0,307			µg/L	50%	
AG	0,59		0,15	µg/L	97%	
AH	0,480		0,144	µg/L	79%	
AX	0,56		0,1	µg/L	92%	
AY	0,85		0,07	µg/L	139%	
AZ	1,016		0,152	µg/L	167%	
BA	1,15	*	0,2	µg/L	189%	
BB	1,12	*	0,25	µg/L	184%	
BC	0,55		0,11	µg/L	90%	
BD	0,176		0,035	µg/L	29%	
BE	0,328		0,06	µg/L	54%	
BF				µg/L		

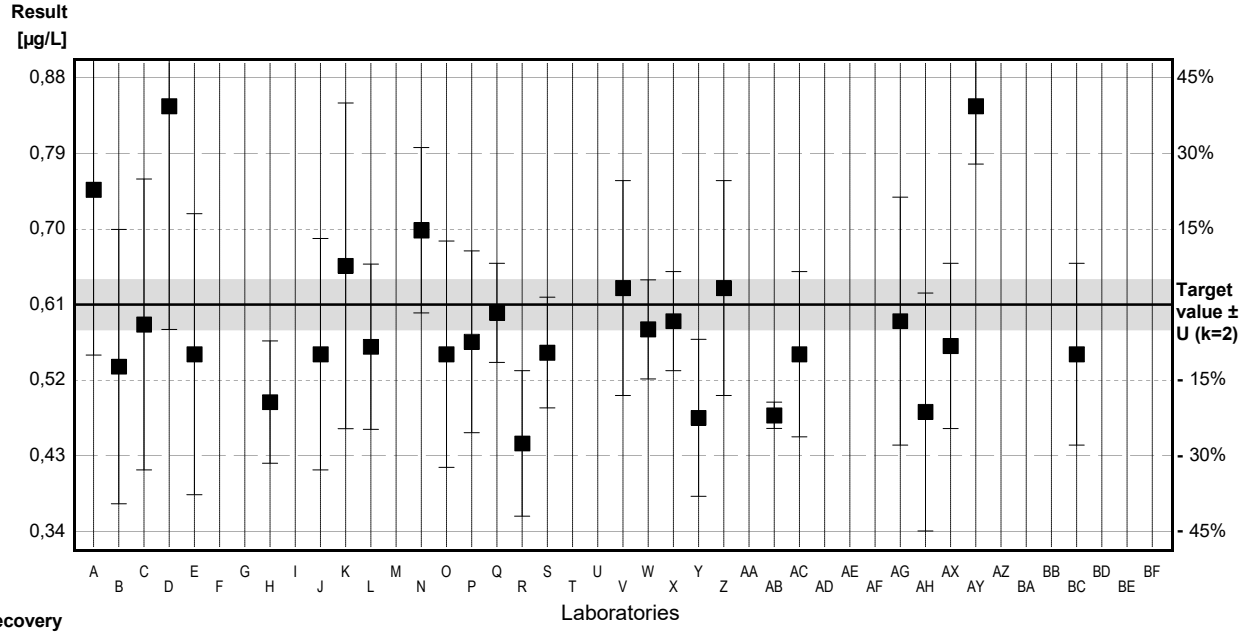

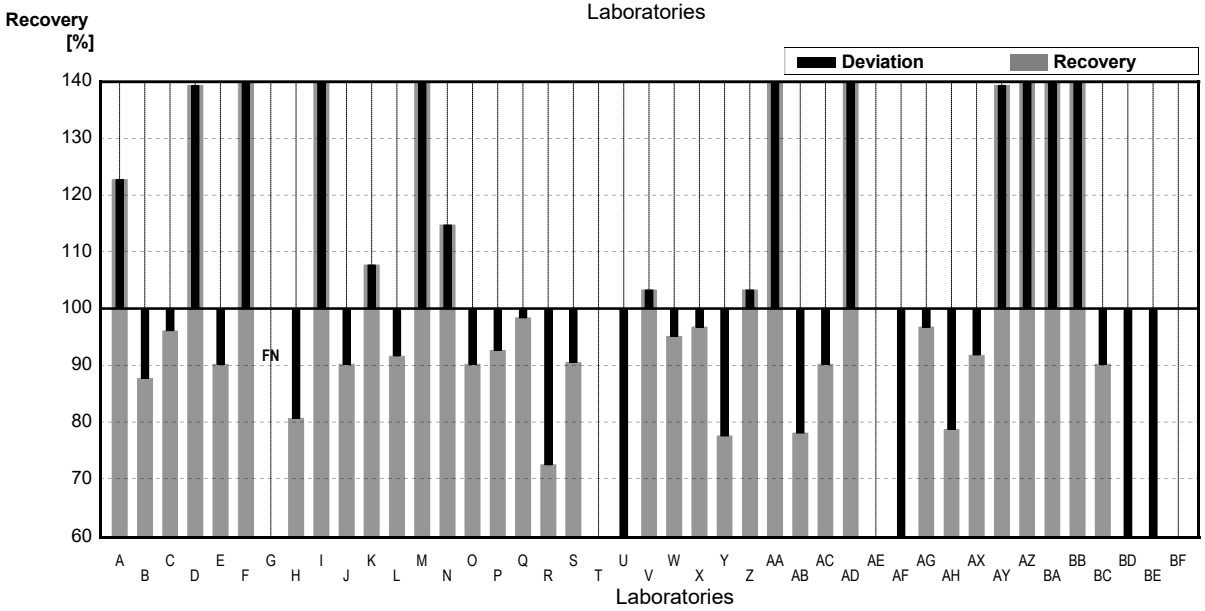

	All results	Outliers excl.	Unit
Mean ± CI(99%)	0,69 ± 0,16	0,58 ± 0,09	µg/L
Recov. ± CI(99%)	113,6 ± 25,7	95,7 ± 14,4	%
SD between labs	0,36	0,19	µg/L
RSD between labs	52,1	32,1	%
n for calculation	39	34	

Sample B-CB07A
Parameter o-Xylene

Target value	± U (k=2)	2,56 µg/L	±	0,13 µg/L
IFA result	± U (k=2)	2,67 µg/L	±	0,40 µg/L
Stability test	± U (k=2)	2,55 µg/L	±	0,38 µg/L

Lab Code	Result	±	Unit	Recovery	z-Score
A	3,67 *	0,96	µg/L	143%	2,89
B	2,360	,566	µg/L	92%	-0,52
C	2,442	0,977	µg/L	95%	-0,31
D	3,26	0,08	µg/L	127%	1,82
E	2,60	0,78	µg/L	102%	0,10
F	2,51	0,10	µg/L	98%	-0,13
G	2,80	0,42	µg/L	109%	0,62
H	2,357	0,354	µg/L	92%	-0,53
I	3,11	0,467	µg/L	121%	1,43
J	2,23	0,61	µg/L	87%	-0,86
K	2,51135	0,75340	µg/L	98%	-0,13
L	2,201	0,44	µg/L	86%	-0,93
M	0,52 *	0,16	µg/L	20%	-5,31
N	2,30	0,370	µg/L	90%	-0,68
O	2,114	0,528	µg/L	83%	-1,16
P	2,40	0,48	µg/L	94%	-0,42
Q	2,36	0,24	µg/L	92%	-0,52
R	2,36	0,400	µg/L	92%	-0,52
S	2,33	0,088	µg/L	91%	-0,60
T			µg/L		
U	1,57		µg/L	61%	-2,58
V	2,66	0,84	µg/L	104%	0,26
W	2,27	0,23	µg/L	89%	-0,76
X	2,54	0,25	µg/L	99%	-0,05
Y	1,99	0,40	µg/L	78%	-1,48
Z	2,92	0,58	µg/L	114%	0,94
AA	2,41	0,5	µg/L	94%	-0,39
AB	2,45	0,1376	µg/L	96%	-0,29
AC	2,38	0,25	µg/L	93%	-0,47
AD	2,96	0,31	µg/L	116%	1,04
AE			µg/L		
AF	1,08 *		µg/L	42%	-3,85
AG	2,79	0,70	µg/L	109%	0,60
AH	2,025	0,607	µg/L	79%	-1,39
AX	2,59	0,5	µg/L	101%	0,08
AY	3,40 *	0,17	µg/L	133%	2,19
AZ	3,189	0,478	µg/L	125%	1,64
BA	2,50	0,2	µg/L	98%	-0,16
BB	2,97	0,65	µg/L	116%	1,07
BC	2,18	0,44	µg/L	85%	-0,99
BD	0,965 *	0,193	µg/L	38%	-4,15
BE	1,90	0,38	µg/L	74%	-1,72
BF			µg/L		

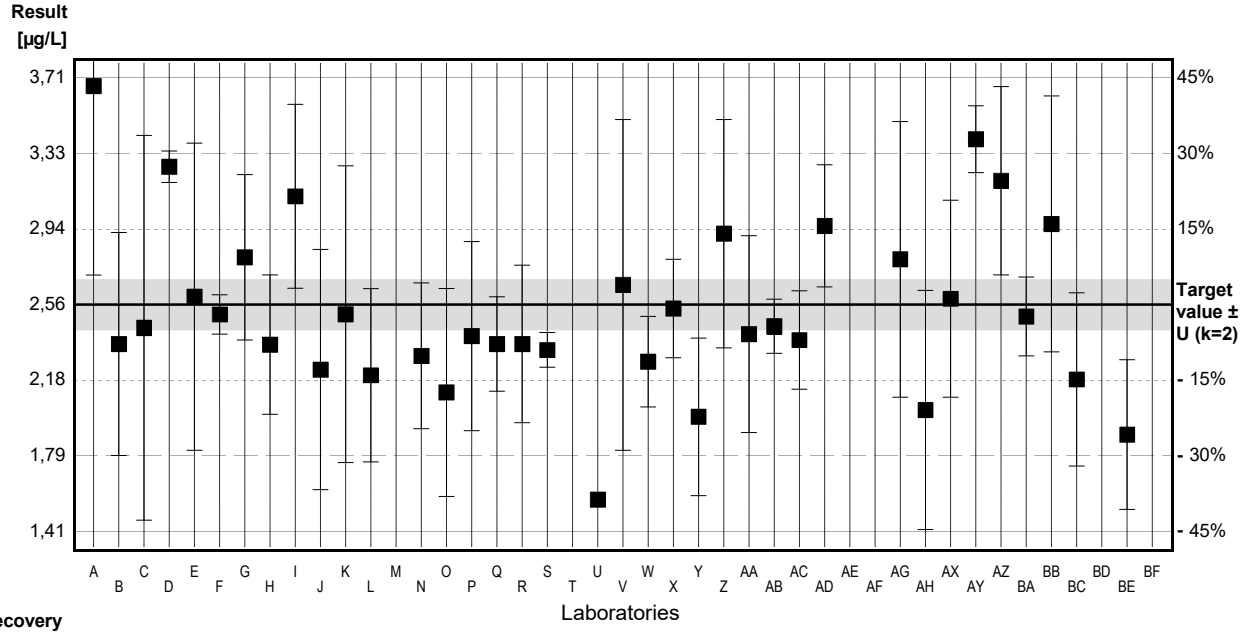

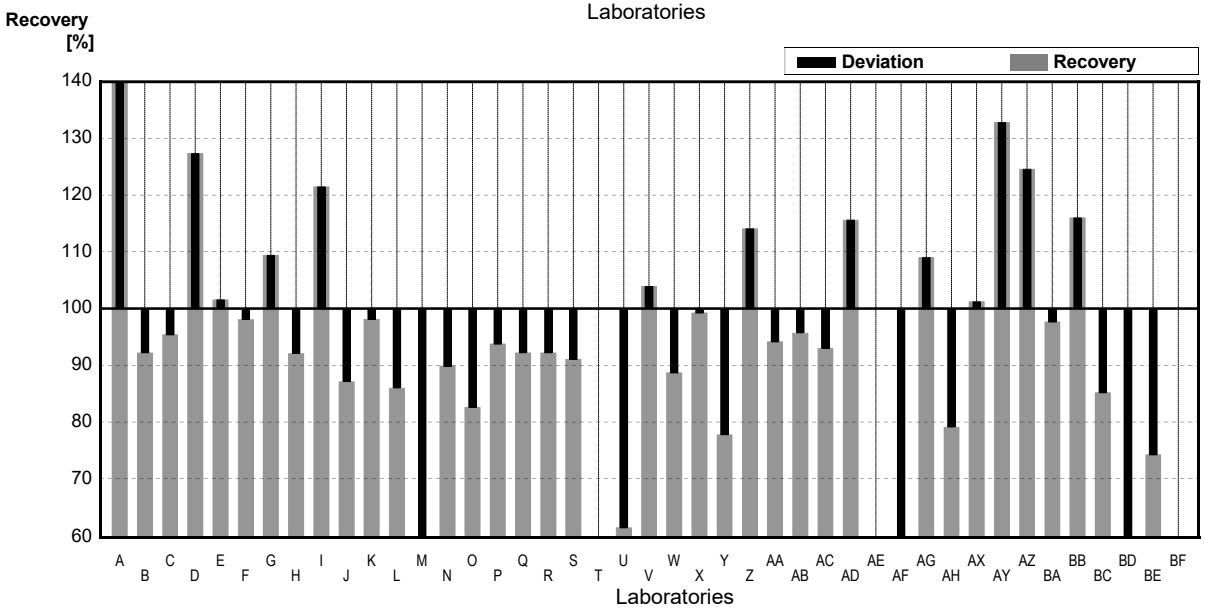

	All results	Outliers excl.	Unit
Mean ± CI(99%)	2,40 ± 0,26	2,47 ± 0,17	µg/L
Recov. ± CI(99%)	93,9 ± 10,3	96,6 ± 6,6	%
SD between labs	0,61	0,37	µg/L
RSD between labs	25,6	14,9	%
n for calculation	40	35	

Sample B-CB07B
Parameter o-Xylene

Target value ± U (k=2)	0,54	µg/L	±	0,03	µg/L
IFA result ± U (k=2)	0,53	µg/L	±	0,08	µg/L
Stability test ± U (k=2)	0,54	µg/L	±	0,08	µg/L

Lab Code	Result		±	Unit	Recovery	z-Score
A	0,594		0,15	µg/L	110%	0,67
B	0,477		0,114	µg/L	88%	-0,78
C	0,510		0,204	µg/L	94%	-0,37
D	0,80	*	0,06	µg/L	148%	3,21
E	0,535		0,16	µg/L	99%	-0,06
F	0,55		0,10	µg/L	102%	0,12
G	0,51		0,08	µg/L	94%	-0,37
H	0,478		0,072	µg/L	89%	-0,77
I	0,69		0,103	µg/L	128%	1,85
J	0,470		0,12	µg/L	87%	-0,86
K	0,53554		0,16066	µg/L	99%	-0,06
L	0,579		0,1	µg/L	107%	0,48
M	2,472	*	0,74	µg/L	458%	23,85
N	0,500		0,080	µg/L	93%	-0,49
O	0,442		0,110	µg/L	82%	-1,21
P	<0,50			µg/L	FN	
Q	0,473		0,047	µg/L	88%	-0,83
R	0,459		0,078	µg/L	85%	-1,00
S	0,471		0,096	µg/L	87%	-0,85
T				µg/L		
U	0,299			µg/L	55%	-2,98
V	0,56		0,18	µg/L	104%	0,25
W	0,466		0,05	µg/L	86%	-0,91
X	0,55		0,06	µg/L	102%	0,12
Y	0,454		0,091	µg/L	84%	-1,06
Z	0,58		0,12	µg/L	107%	0,49
AA	0,75	*	0,3	µg/L	139%	2,59
AB	0,489		0,0117	µg/L	91%	-0,63
AC	0,490		0,10	µg/L	91%	-0,62
AD	0,55		0,057	µg/L	102%	0,12
AE				µg/L		
AF	0,233	*		µg/L	43%	-3,79
AG	0,57		0,14	µg/L	106%	0,37
AH	0,393		0,118	µg/L	73%	-1,81
AX	0,50		0,1	µg/L	93%	-0,49
AY	0,77	*	0,07	µg/L	143%	2,84
AZ	0,739	*	0,110	µg/L	137%	2,46
BA	<1,00		0,2	µg/L	•	
BB	0,877	*	0,19	µg/L	162%	4,16
BC	0,50		0,10	µg/L	93%	-0,49
BD	0,190	*	0,038	µg/L	35%	-4,32
BE	0,309		0,06	µg/L	57%	-2,85
BF				µg/L		

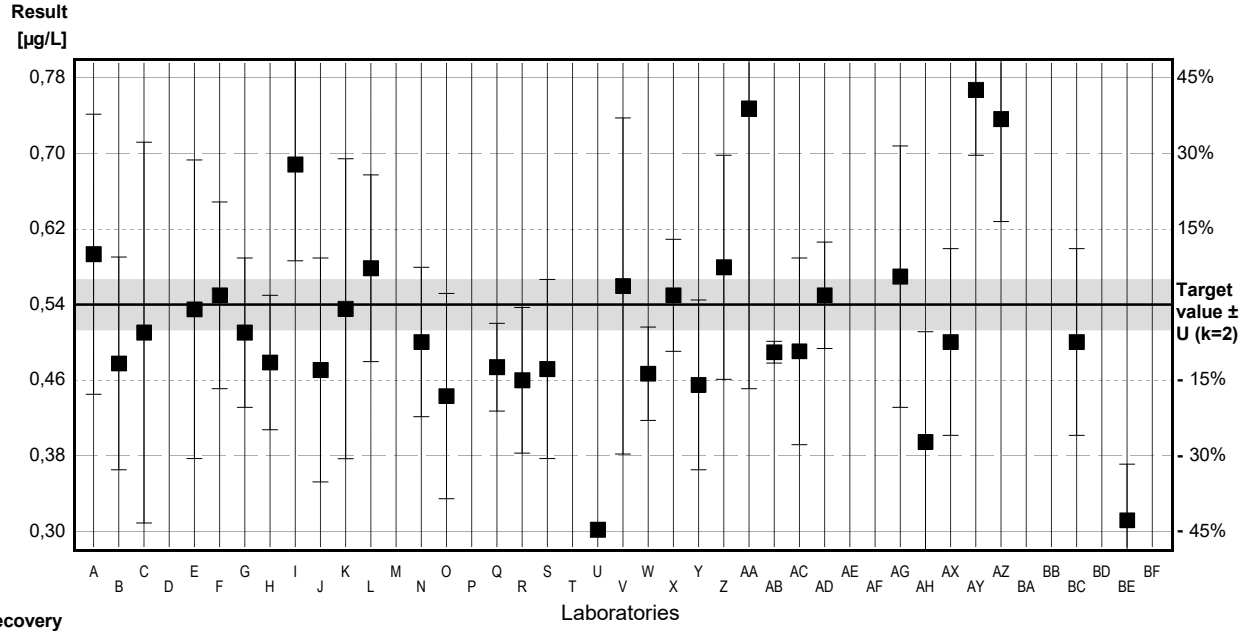

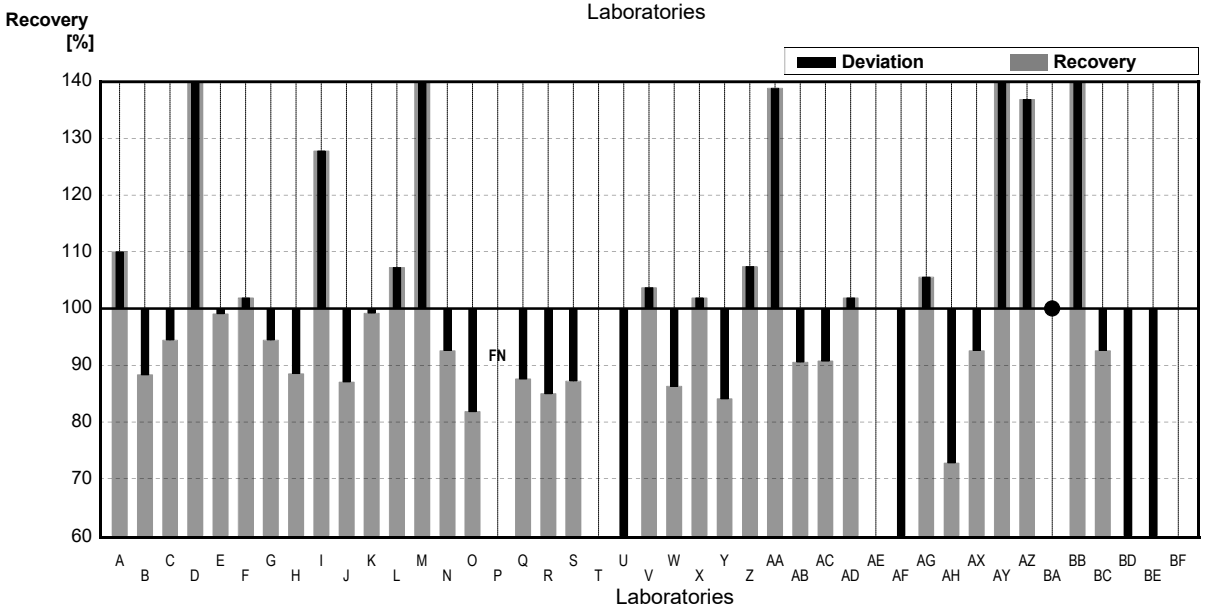

	All results	Outliers excl.	Unit
Mean ± CI(99%)	0,57 ± 0,15	0,50 ± 0,04	µg/L
Recov. ± CI(99%)	106,3 ± 28,3	92,5 ± 7,3	%
SD between labs	0,35	0,08	µg/L
RSD between labs	60,4	15,6	%
n for calculation	38	30	

Sample C-CB07A
Parameter Trichloroethene

Target value	± U (k=2)	0,270 µg/l	±	0,014 µg/l
IFA result	± U (k=2)	0,260 µg/l	±	0,039 µg/l
Stability test	± U (k=2)	0,270 µg/l	±	0,041 µg/l

Lab Code	Result		±	Unit	Recovery	z-Score
A	0,312		0,081	µg/l	116%	1,04
B	0,227		0,075	µg/l	84%	-1,06
C	0,240		0,036	µg/l	89%	-0,74
D	0,62	*	0,02	µg/l	230%	8,64
E	0,220		0,07	µg/l	81%	-1,23
F	0,446		0,08	µg/l	165%	4,35
G	0,140		0,02	µg/l	52%	-3,21
H	0,247		0,037	µg/l	91%	-0,57
I	0,337		0,050	µg/l	125%	1,65
J	<0,5			µg/l	•	
K	<0,5000		0,15000	µg/l	•	
L	0,3099		0,06	µg/l	115%	0,99
M	<0,2			µg/l	FN	
N	0,200		0,040	µg/l	74%	-1,73
O	0,257		0,093	µg/l	95%	-0,32
P	<0,50			µg/l	•	
Q	0,250		0,025	µg/l	93%	-0,49
R	0,243		0,056	µg/l	90%	-0,67
S	0,261		0,005	µg/l	97%	-0,22
T	0,210		0,08	µg/l	78%	-1,48
U				µg/l		
V				µg/l		
W	0,317		0,03	µg/l	117%	1,16
X	0,215		0,022	µg/l	80%	-1,36
Y	0,251		0,050	µg/l	93%	-0,47
Z	0,280		0,06	µg/l	104%	0,25
AA	0,630	*	0,2	µg/l	233%	8,89
AB	0,304		0,0072	µg/l	113%	0,84
AC	0,320		0,10	µg/l	119%	1,23
AD	0,384		0,10	µg/l	142%	2,81
AE				µg/l		
AF	0,087			µg/l	32%	-4,52
AG	0,290		0,07	µg/l	107%	0,49
AH	0,210		0,032	µg/l	78%	-1,48
AI	0,267		0,040	µg/l	99%	-0,07
AJ	0,218		0,065	µg/l	81%	-1,28
AK	0,119		0,02	µg/l	44%	-3,73
AL	0,236		0,047	µg/l	87%	-0,84
AM	0,300		0,100	µg/l	111%	0,74
AN	0,312			µg/l	116%	1,04
AO	0,298		0,0562	µg/l	110%	0,69
AP				µg/l		
AQ	0,290		0,058	µg/l	107%	0,49
AR	0,272		0,033	µg/l	101%	0,05
AS	0,190		0,07	µg/l	70%	-1,98
AT				µg/l		
AU	0,304		0,022	µg/l	113%	0,84
AV	0,225		0,0715	µg/l	83%	-1,11
AW				µg/l		

	All results	Outliers excl.	Unit
Mean ± CI(99%)	0,278 ± 0,046	0,259 ± 0,030	µg/l
Recov. ± CI(99%)	102,9 ± 16,9	96,0 ± 11,3	%
SD between labs	0,105	0,068	µg/l
RSD between labs	37,9	26,3	%
n for calculation	39	37	

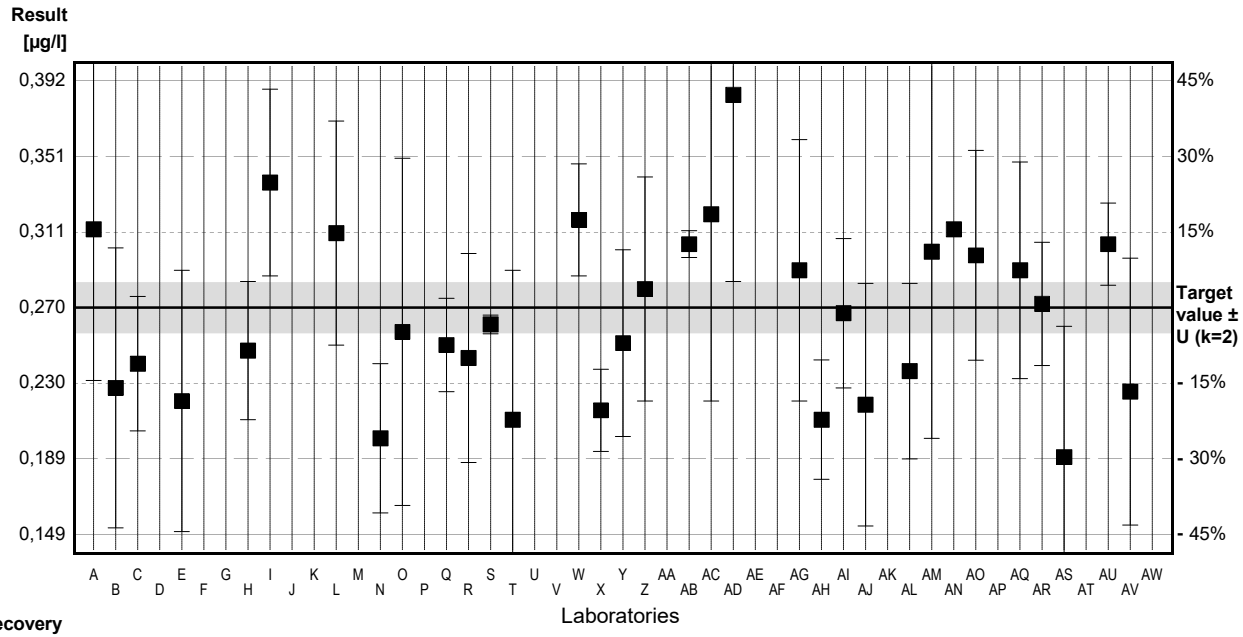

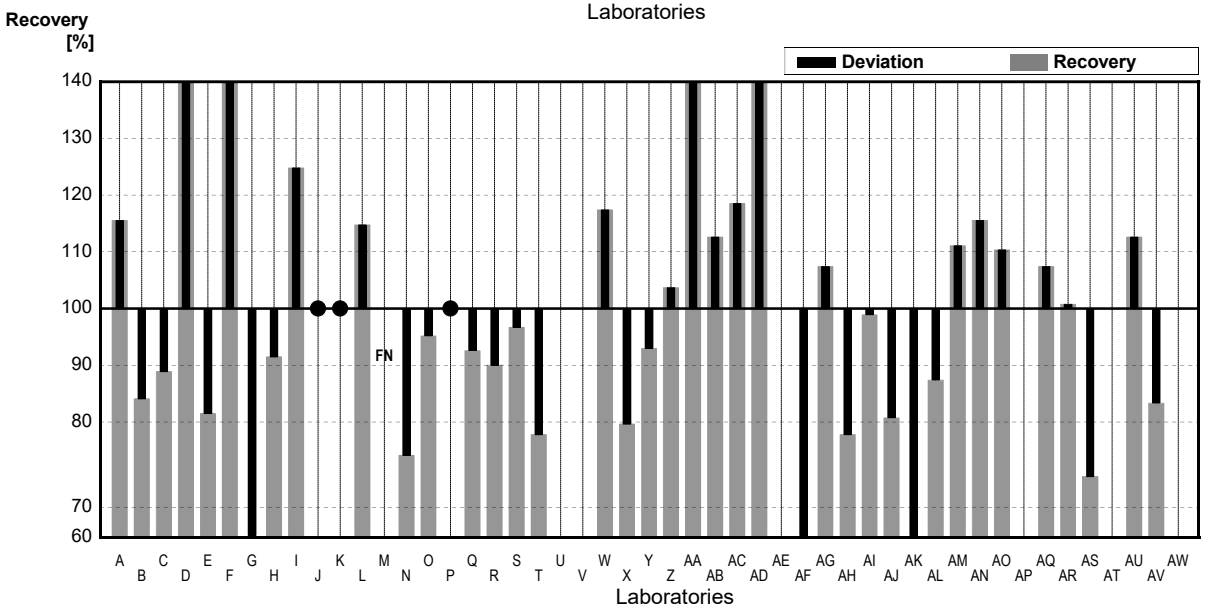

Sample C-CB07B
Parameter Trichloroethene

Target value ± U (k=2)	1,83	µg/l	±	0,09	µg/l
IFA result ± U (k=2)	1,81	µg/l	±	0,27	µg/l
Stability test ± U (k=2)	1,76	µg/l	±	0,26	µg/l

Lab Code	Result	±	Unit	Recovery	z-Score
A	2,40	0,62	µg/l	131%	2,08
B	1,650	0,545	µg/l	90%	-0,66
C	1,841	0,276	µg/l	101%	0,04
D	4,18 *	0,17	µg/l	228%	8,56
E	1,50	0,45	µg/l	82%	-1,20
F	1,78	0,08	µg/l	97%	-0,18
G	1,10	0,170	µg/l	60%	-2,66
H	1,722	0,258	µg/l	94%	-0,39
I	1,82	0,273	µg/l	99%	-0,04
J	1,79	0,52	µg/l	98%	-0,15
K	1,91449	0,57435	µg/l	105%	0,31
L	2,154	0,4	µg/l	118%	1,18
M	1,229	0,369	µg/l	67%	-2,19
N	1,400	0,290	µg/l	77%	-1,57
O	1,711	0,291	µg/l	93%	-0,43
P	1,94	0,39	µg/l	106%	0,40
Q	1,72	0,17	µg/l	94%	-0,40
R	1,60	0,369	µg/l	87%	-0,84
S	1,94	0,085	µg/l	106%	0,40
T	1,45	0,53	µg/l	79%	-1,38
U			µg/l		
V			µg/l		
W	2,05	0,21	µg/l	112%	0,80
X	1,41	0,14	µg/l	77%	-1,53
Y	1,57	0,31	µg/l	86%	-0,95
Z	2,06	0,41	µg/l	113%	0,84
AA	2,28	0,5	µg/l	125%	1,64
AB	1,45	0,0453	µg/l	79%	-1,38
AC	1,80	0,20	µg/l	98%	-0,11
AD	2,37	0,34	µg/l	130%	1,97
AE			µg/l		
AF	0,72 *		µg/l	39%	-4,04
AG	1,94	0,48	µg/l	106%	0,40
AH	1,456	0,218	µg/l	80%	-1,36
AI	1,76	0,26	µg/l	96%	-0,26
AJ	1,79	0,54	µg/l	98%	-0,15
AK	2,10	0,42	µg/l	115%	0,98
AL	1,575	0,315	µg/l	86%	-0,93
AM	1,90	0,100	µg/l	104%	0,26
AN	1,84		µg/l	101%	0,04
AO	1,80	0,339	µg/l	98%	-0,11
AP			µg/l		
AQ	1,890	0,378	µg/l	103%	0,22
AR	1,71	0,058	µg/l	93%	-0,44
AS	1,46	0,58	µg/l	80%	-1,35
AT			µg/l		
AU	1,67	0,12	µg/l	91%	-0,58
AV	1,745	0,0715	µg/l	95%	-0,31
AW			µg/l		

	All results	Outliers excl.	Unit
Mean ± CI(99%)	1,80 ± 0,20	1,76 ± 0,12	µg/l
Recov. ± CI(99%)	98,1 ± 11,0	96,3 ± 6,5	%
SD between labs	0,49	0,28	µg/l
RSD between labs	27,3	16,1	%
n for calculation	43	41	

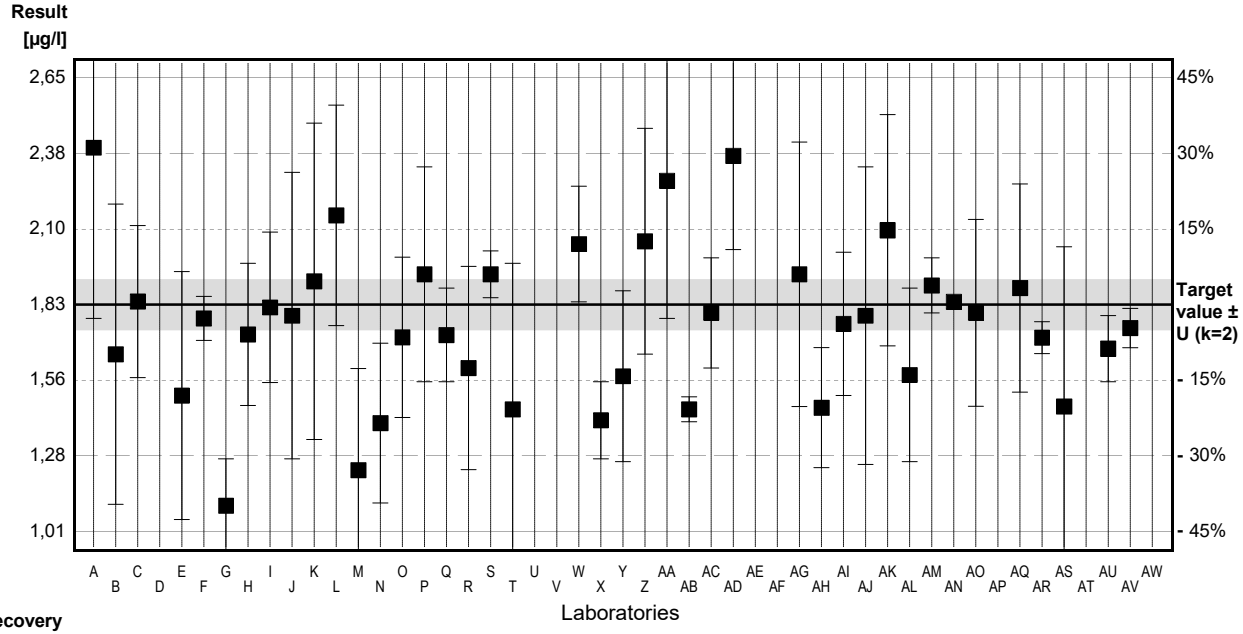

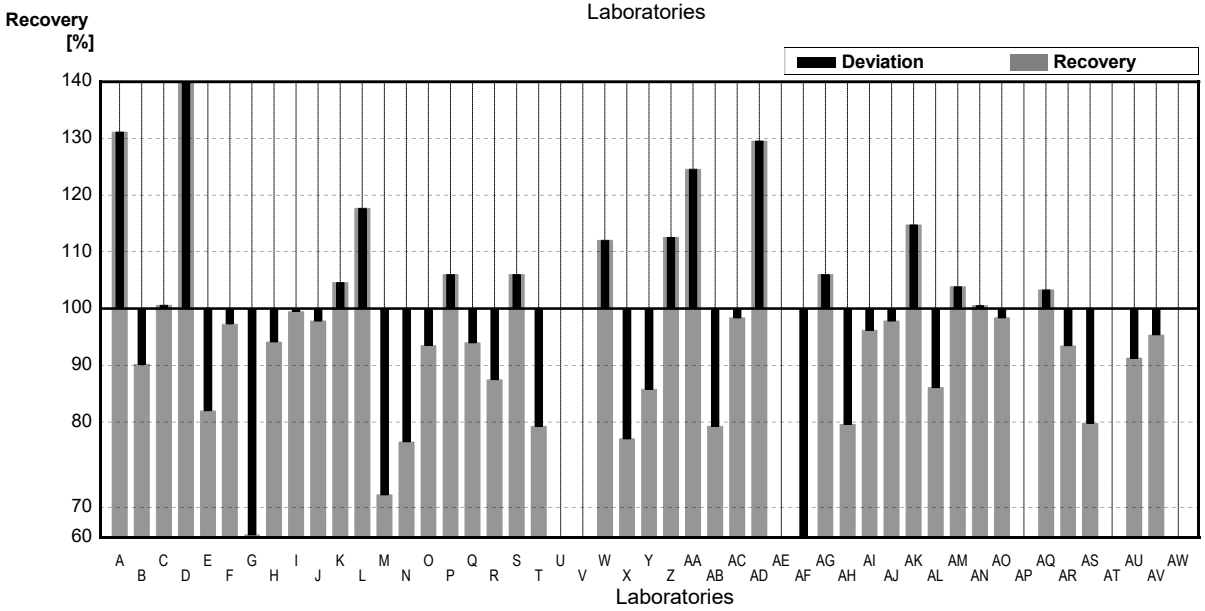

Sample C-CB07A
Parameter Tetrachloroethene

Target value ± U (k=2)	0,63	µg/l	±	0,03	µg/l
IFA result ± U (k=2)	0,60	µg/l	±	0,09	µg/l
Stability test ± U (k=2)	0,59	µg/l	±	0,09	µg/l

Lab Code	Result	±	Unit	Recovery	z-Score
A	0,767	0,199	µg/l	122%	1,36
B	0,485	0,160	µg/l	77%	-1,44
C	0,528	0,116	µg/l	84%	-1,01
D	1,39 *	0,05	µg/l	221%	7,54
E	0,595	0,18	µg/l	94%	-0,35
F	0,72	0,12	µg/l	114%	0,89
G	0,55	0,08	µg/l	87%	-0,79
H	0,569	0,085	µg/l	90%	-0,61
I	0,91 *	0,137	µg/l	144%	2,78
J	0,70	0,18	µg/l	111%	0,69
K	0,64306	0,20000	µg/l	102%	0,13
L	1,176 *	0,2	µg/l	187%	5,42
M	0,493	0,148	µg/l	78%	-1,36
N	0,500	0,080	µg/l	79%	-1,29
O	0,600	0,120	µg/l	95%	-0,30
P	0,621	0,19	µg/l	99%	-0,09
Q	0,560	0,056	µg/l	89%	-0,69
R	0,569	0,182	µg/l	90%	-0,61
S	0,544	0,084	µg/l	86%	-0,85
T	0,440	0,21	µg/l	70%	-1,88
U			µg/l		
V			µg/l		
W	0,588	0,06	µg/l	93%	-0,42
X	0,60	0,06	µg/l	95%	-0,30
Y	0,568	0,114	µg/l	90%	-0,62
Z	0,63	0,13	µg/l	100%	0,00
AA	0,975 *	0,2	µg/l	155%	3,42
AB	0,641	0,0036	µg/l	102%	0,11
AC	0,53	0,10	µg/l	84%	-0,99
AD	0,826	0,16	µg/l	131%	1,94
AE			µg/l		
AF	0,069 *		µg/l	11%	-5,57
AG	0,76	0,19	µg/l	121%	1,29
AH	0,452	0,068	µg/l	72%	-1,77
AI	0,587	0,088	µg/l	93%	-0,43
AJ	0,471	0,141	µg/l	75%	-1,58
AK	0,53	0,11	µg/l	84%	-0,99
AL	0,578	0,295	µg/l	92%	-0,52
AM	0,60	0,200	µg/l	95%	-0,30
AN	0,531		µg/l	84%	-0,98
AO	0,615	0,113	µg/l	98%	-0,15
AP			µg/l		
AQ	0,590	0,118	µg/l	94%	-0,40
AR	0,597	0,038	µg/l	95%	-0,33
AS	0,450	0,18	µg/l	71%	-1,79
AT			µg/l		
AU	0,612	0,051	µg/l	97%	-0,18
AV	0,6350	0,0544	µg/l	101%	0,05
AW	0,87 *	0,261	µg/l	138%	2,38

	All results	Outliers excl.	Unit
Mean ± CI(99%)	0,63 ± 0,08	0,59 ± 0,04	µg/l
Recov. ± CI(99%)	99,8 ± 13,2	93,0 ± 6,1	%
SD between labs	0,20	0,09	µg/l
RSD between labs	32,5	14,8	%
n for calculation	44	38	

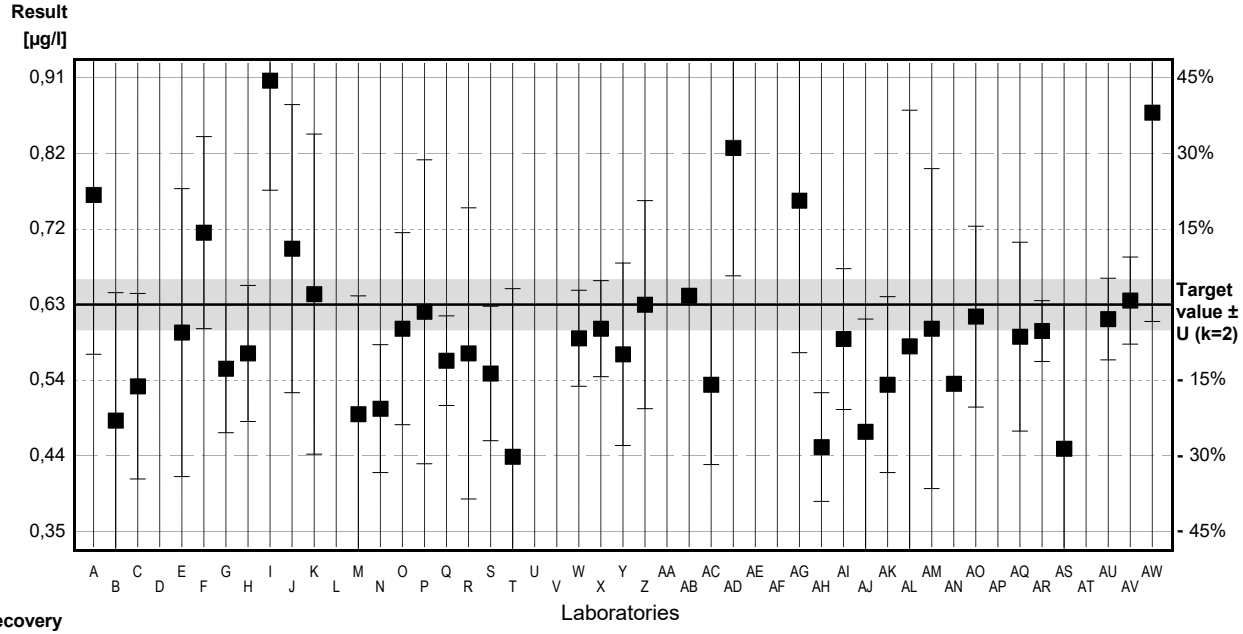

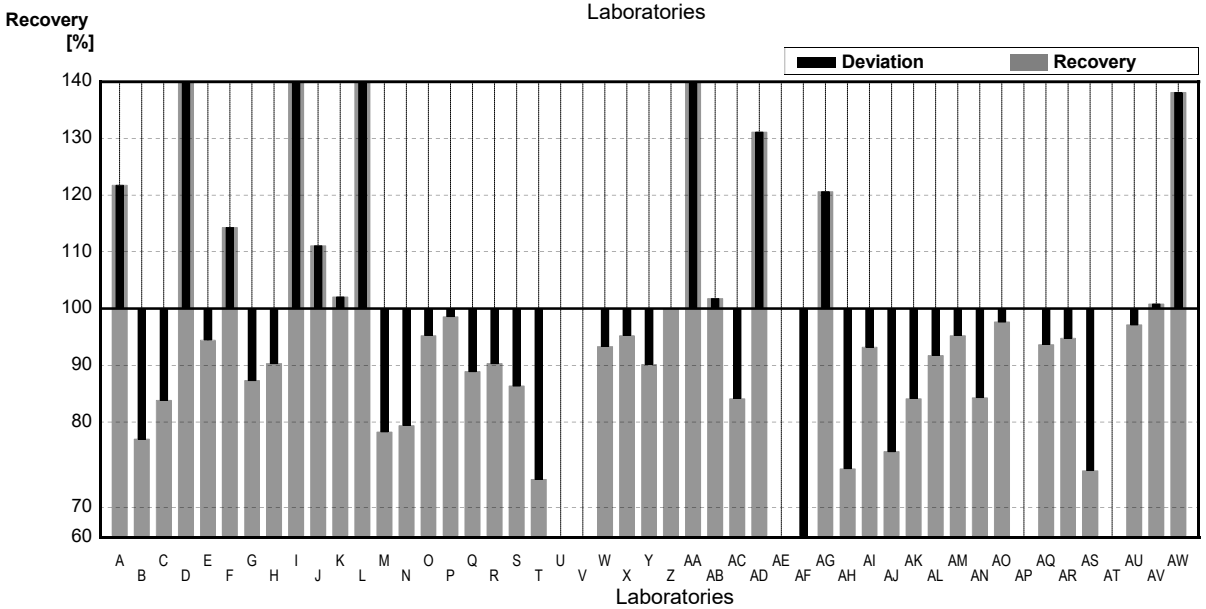

Sample C-CB07B
Parameter Tetrachloroethene

Target value ± U (k=2)	3,69	µg/l	±	0,18	µg/l
IFA result ± U (k=2)	3,55	µg/l	±	0,53	µg/l
Stability test ± U (k=2)	3,44	µg/l	±	0,52	µg/l

Lab Code	Result	±	Unit	Recovery	z-Score
A	5,58 *	1,45	µg/l	151%	3,20
B	2,880	,950	µg/l	78%	-1,37
C	3,993	0,878	µg/l	108%	0,51
D	8,6 *	0,38	µg/l	233%	8,32
E	3,70	1,1	µg/l	100%	0,02
F	3,25	0,12	µg/l	88%	-0,75
G	3,30	0,50	µg/l	89%	-0,66
H	3,514	0,527	µg/l	95%	-0,30
I	6,05 *	0,908	µg/l	164%	4,00
J	3,73	0,93	µg/l	101%	0,07
K	3,80505	1,14152	µg/l	103%	0,19
L	5,334 *	0,1	µg/l	145%	2,78
M			µg/l		
N	3,100	0,500	µg/l	84%	-1,00
O	3,511	0,527	µg/l	95%	-0,30
P	3,61	0,72	µg/l	98%	-0,14
Q	3,49	0,35	µg/l	95%	-0,34
R	3,13	1,002	µg/l	85%	-0,95
S	3,58	0,053	µg/l	97%	-0,19
T	2,85	1,37	µg/l	77%	-1,42
U			µg/l		
V			µg/l		
W	4,01	0,4	µg/l	109%	0,54
X	3,93	0,39	µg/l	107%	0,41
Y	3,27	0,65	µg/l	89%	-0,71
Z	3,91	0,78	µg/l	106%	0,37
AA	4,17	0,8	µg/l	113%	0,81
AB	3,25	0,1291	µg/l	88%	-0,75
AC	3,41	0,25	µg/l	92%	-0,47
AD	4,94	0,73	µg/l	134%	2,12
AE			µg/l		
AF	1,47 *		µg/l	40%	-3,76
AG	4,18	1,05	µg/l	113%	0,83
AH	2,738	0,411	µg/l	74%	-1,61
AI	3,52	0,53	µg/l	95%	-0,29
AJ	3,39	1,02	µg/l	92%	-0,51
AK	4,88	0,98	µg/l	132%	2,02
AL	3,694	1,884	µg/l	100%	0,01
AM	<0,34		µg/l	FN	
AN	3,19		µg/l	86%	-0,85
AO	3,35	0,619	µg/l	91%	-0,58
AP			µg/l		
AQ	3,630	0,726	µg/l	98%	-0,10
AR	3,36	0,160	µg/l	91%	-0,56
AS	3,26	1,30	µg/l	88%	-0,73
AT			µg/l		
AU	3,75	0,31	µg/l	102%	0,10
AV	3,87	0,0544	µg/l	105%	0,30
AW	4,82	1,446	µg/l	131%	1,91

	All results	Outliers excl.	Unit
Mean ± CI(99%)	3,83 ± 0,46	3,62 ± 0,23	µg/l
Recov. ± CI(99%)	103,9 ± 12,4	98,1 ± 6,2	%
SD between labs	1,10	0,51	µg/l
RSD between labs	28,7	14,2	%
n for calculation	42	37	

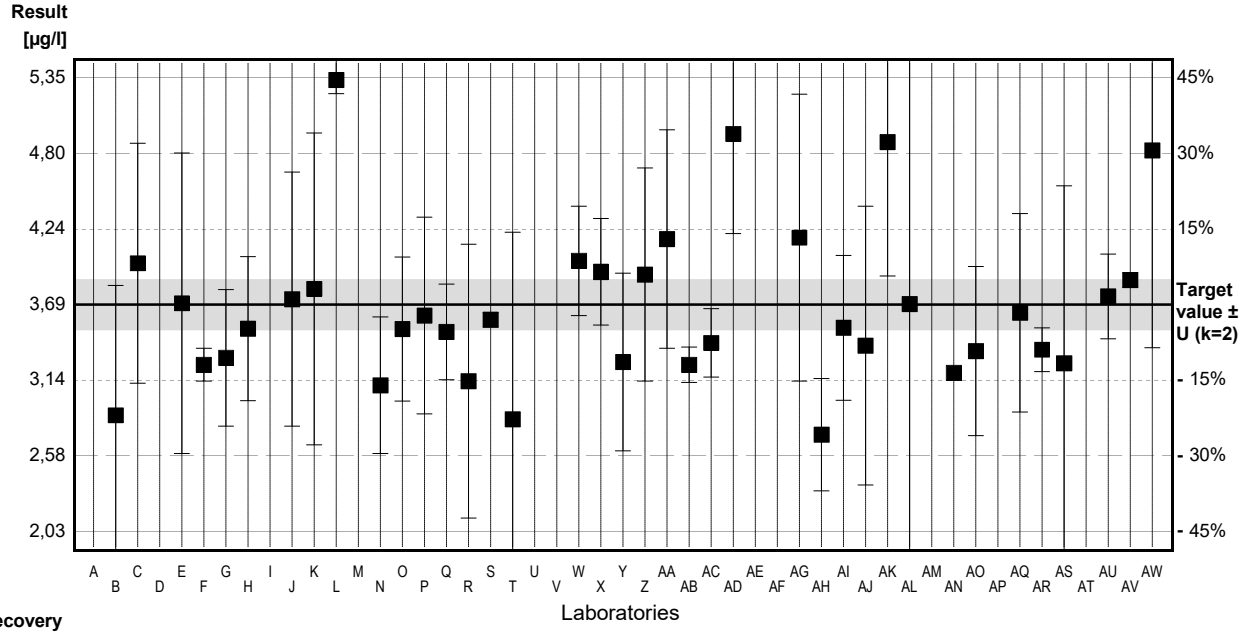

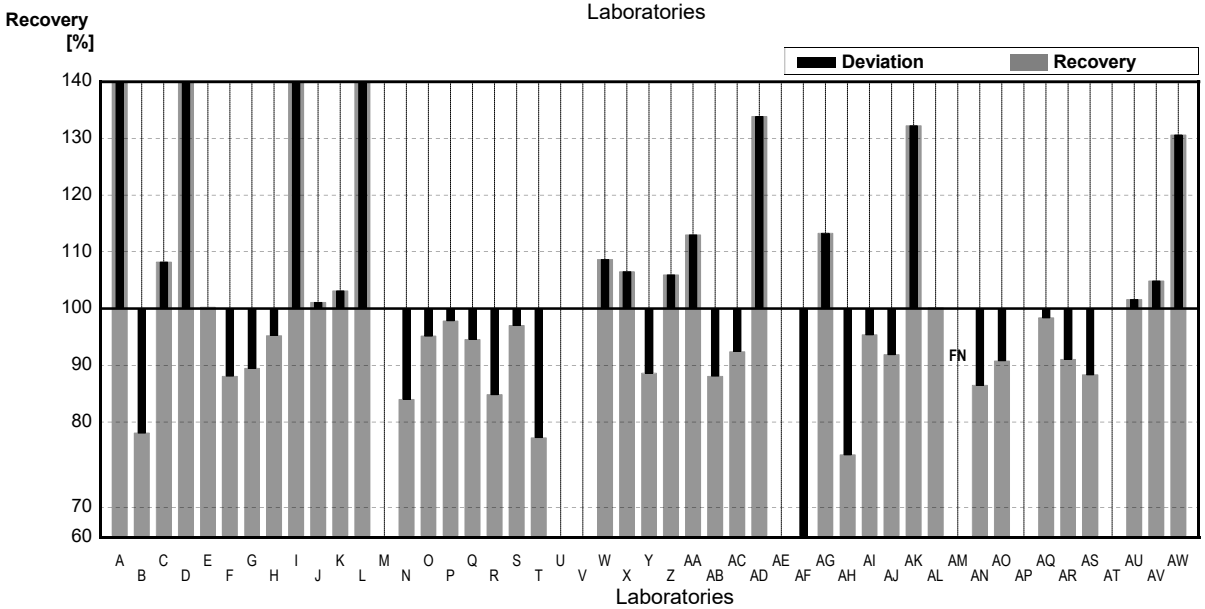

Sample C-CB07A

Parameter 1,1,1-Trichloroethane

Target value	± U (k=2)	0,338 µg/l	±	0,017 µg/l
IFA result	± U (k=2)	0,320 µg/l	±	0,048 µg/l
Stability test	± U (k=2)	0,320 µg/l	±	0,048 µg/l

Lab Code	Result		±	Unit	Recovery	z-Score
A	0,438		0,114	µg/l	130%	1,97
B	0,283		0,062	µg/l	84%	-1,08
C	0,302		0,060	µg/l	89%	-0,71
D	1,55	*	0,04	µg/l	459%	23,91
E	0,320		0,1	µg/l	95%	-0,36
F	0,52	*	0,16	µg/l	154%	3,59
G	0,290		0,04	µg/l	86%	-0,95
H	0,345		0,052	µg/l	102%	0,14
I	0,352		0,053	µg/l	104%	0,28
J	<0,5			µg/l	•	
K	0,28791		0,08637	µg/l	85%	-0,99
L	0,515	*	0,1	µg/l	152%	3,49
M	0,357		0,107	µg/l	106%	0,37
N	0,300		0,050	µg/l	89%	-0,75
O	0,309		0,046	µg/l	91%	-0,57
P	<0,50			µg/l	•	
Q	0,317		0,032	µg/l	94%	-0,41
R	0,330		0,069	µg/l	98%	-0,16
S	0,331		0,009	µg/l	98%	-0,14
T	0,220		0,10	µg/l	65%	-2,33
U				µg/l		
V	0,370		0,08	µg/l	109%	0,63
W	0,316		0,03	µg/l	93%	-0,43
X	0,367		0,037	µg/l	109%	0,57
Y	0,317		0,063	µg/l	94%	-0,41
Z	0,370		0,07	µg/l	109%	0,63
AA	0,620	*	0,2	µg/l	183%	5,56
AB	0,452		0,0010	µg/l	134%	2,25
AC	0,60	*	0,15	µg/l	178%	5,17
AD	0,459		0,130	µg/l	136%	2,39
AE				µg/l		
AF	0,131	*		µg/l	39%	-4,08
AG	0,400		0,10	µg/l	118%	1,22
AH	0,272		0,041	µg/l	80%	-1,30
AI	0,339		0,051	µg/l	100%	0,02
AJ	0,294		0,088	µg/l	87%	-0,87
AK	0,352		0,07	µg/l	104%	0,28
AL	0,313		0,063	µg/l	93%	-0,49
AM	0,400		0,06	µg/l	118%	1,22
AN	0,302			µg/l	89%	-0,71
AO	0,343		0,0617	µg/l	101%	0,10
AP				µg/l		
AQ	0,330		0,066	µg/l	98%	-0,16
AR	0,335		0,015	µg/l	99%	-0,06
AS	0,250		0,10	µg/l	74%	-1,74
AT				µg/l		
AU	0,326		0,062	µg/l	96%	-0,24
AV	0,355		0,0609	µg/l	105%	0,34
AW				µg/l		

	All results	Outliers excl.	Unit
Mean ± CI(99%)	0,380 ± 0,086	0,335 ± 0,023	µg/l
Recov. ± CI(99%)	112,6 ± 25,4	99,0 ± 6,9	%
SD between labs	0,206	0,051	µg/l
RSD between labs	54,2	15,3	%
n for calculation	42	36	

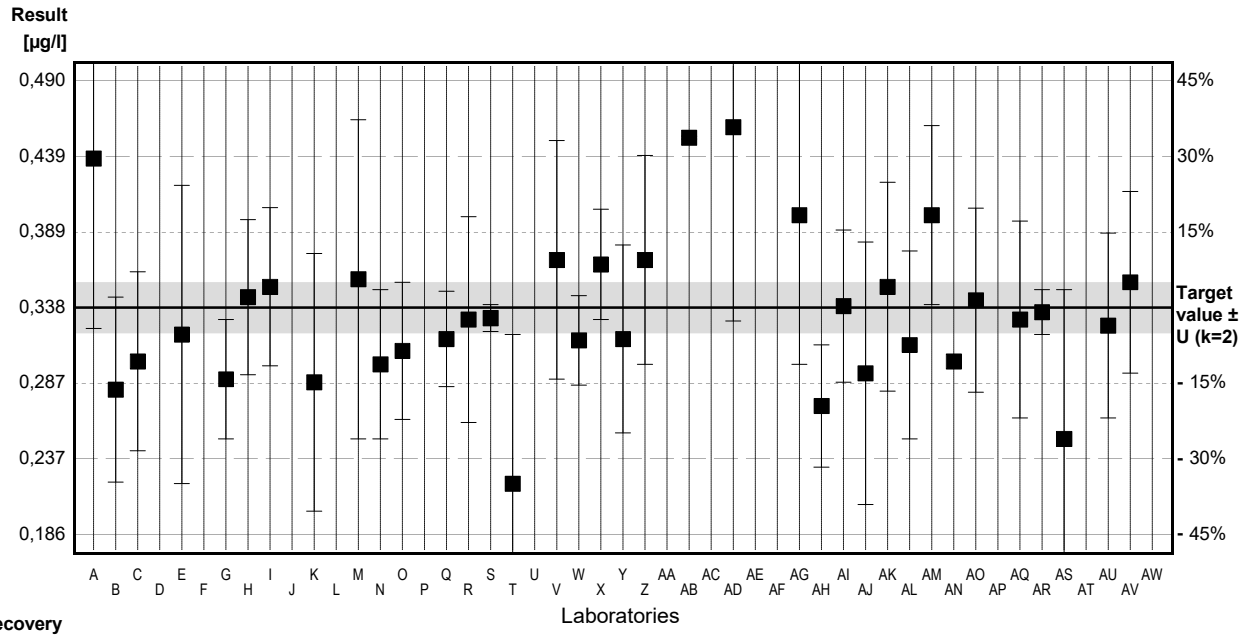

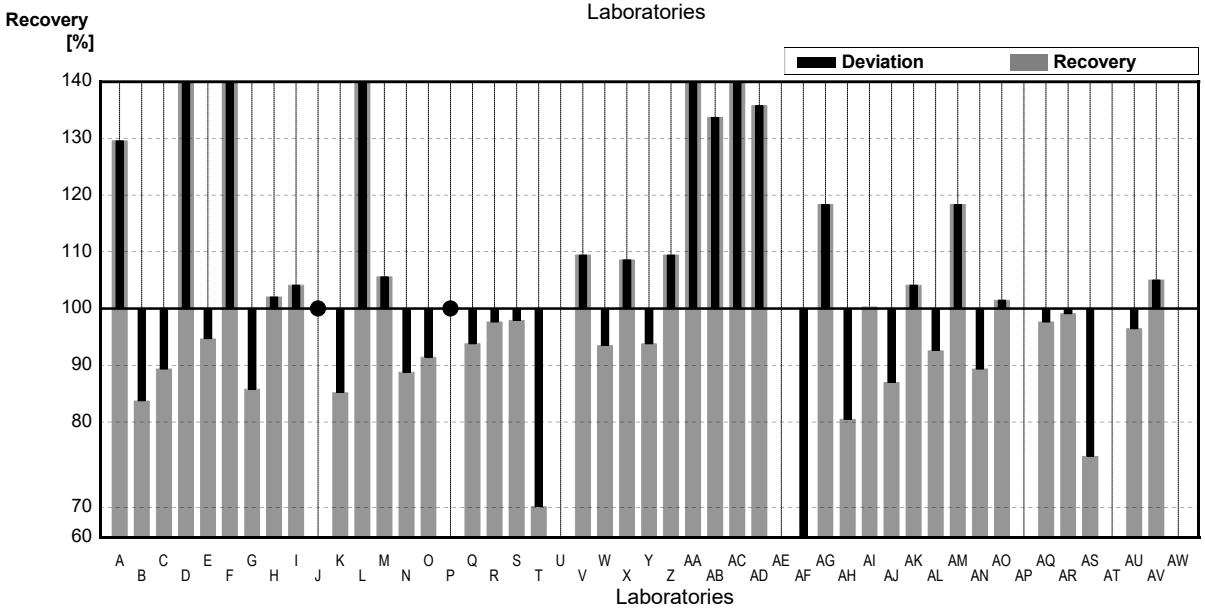

Sample C-CB07B

Parameter 1,1,1-Trichloroethane

Target value	± U (k=2)	0,55 µg/l	±	0,03 µg/l
IFA result	± U (k=2)	0,56 µg/l	±	0,08 µg/l
Stability test	± U (k=2)	0,56 µg/l	±	0,08 µg/l

Lab Code	Result	±	Unit	Recovery	z-Score
A	0,756	0,20	µg/l	137%	2,50
B	0,503	0,111	µg/l	91%	-0,57
C	0,525	0,105	µg/l	95%	-0,30
D	2,35 *	0,08	µg/l	427%	21,82
E	0,515	0,15	µg/l	94%	-0,42
F	0,70	0,16	µg/l	127%	1,82
G	0,490	0,07	µg/l	89%	-0,73
H	0,596	0,089	µg/l	108%	0,56
I	0,528	0,079	µg/l	96%	-0,27
J	0,61	0,18	µg/l	111%	0,73
K	0,53224	0,15967	µg/l	97%	-0,22
L	0,868 *	0,16	µg/l	158%	3,85
M	0,582	0,174	µg/l	106%	0,39
N	0,600	0,090	µg/l	109%	0,61
O	0,521	0,078	µg/l	95%	-0,35
P	0,609	0,18	µg/l	111%	0,72
Q	0,547	0,055	µg/l	99%	-0,04
R	0,532	0,112	µg/l	97%	-0,22
S	0,49	0,097	µg/l	89%	-0,73
T	0,380	0,17	µg/l	69%	-2,06
U			µg/l		
V	0,610	0,14	µg/l	111%	0,73
W	0,58	0,06	µg/l	105%	0,36
X	0,62	0,06	µg/l	113%	0,85
Y	0,500	0,100	µg/l	91%	-0,61
Z	0,64	0,13	µg/l	116%	1,09
AA	0,78	0,2	µg/l	142%	2,79
AB	0,700	0,0122	µg/l	127%	1,82
AC	0,80	0,15	µg/l	145%	3,03
AD	0,742	0,15	µg/l	135%	2,33
AE			µg/l		
AF	0,243 *		µg/l	44%	-3,72
AG	0,67	0,17	µg/l	122%	1,45
AH	0,455	0,068	µg/l	83%	-1,15
AI	0,548	0,082	µg/l	100%	-0,02
AJ	0,487	0,146	µg/l	89%	-0,76
AK	0,67	0,13	µg/l	122%	1,45
AL	0,527	0,105	µg/l	96%	-0,28
AM	0,600	0,09	µg/l	109%	0,61
AN	0,464		µg/l	84%	-1,04
AO	0,514	0,0925	µg/l	93%	-0,44
AP			µg/l		
AQ	0,550	0,110	µg/l	100%	0,00
AR	0,500	0,079	µg/l	91%	-0,61
AS	0,420	0,17	µg/l	76%	-1,58
AT			µg/l		
AU	0,560	0,106	µg/l	102%	0,12
AV	0,630	0,0609	µg/l	115%	0,97
AW			µg/l		

	All results	Outliers excl.	Unit
Mean ± CI(99%)	0,61 ± 0,12	0,58 ± 0,04	µg/l
Recov. ± CI(99%)	111,8 ± 21,5	104,6 ± 7,4	%
SD between labs	0,29	0,10	µg/l
RSD between labs	47,4	16,7	%
n for calculation	44	41	

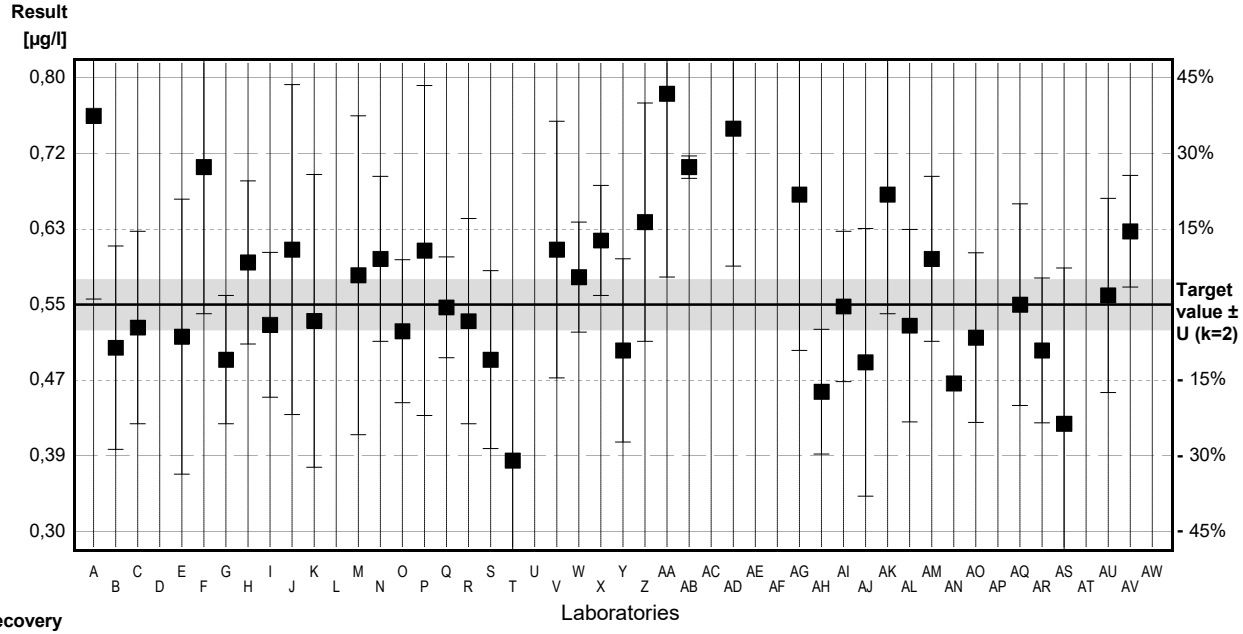

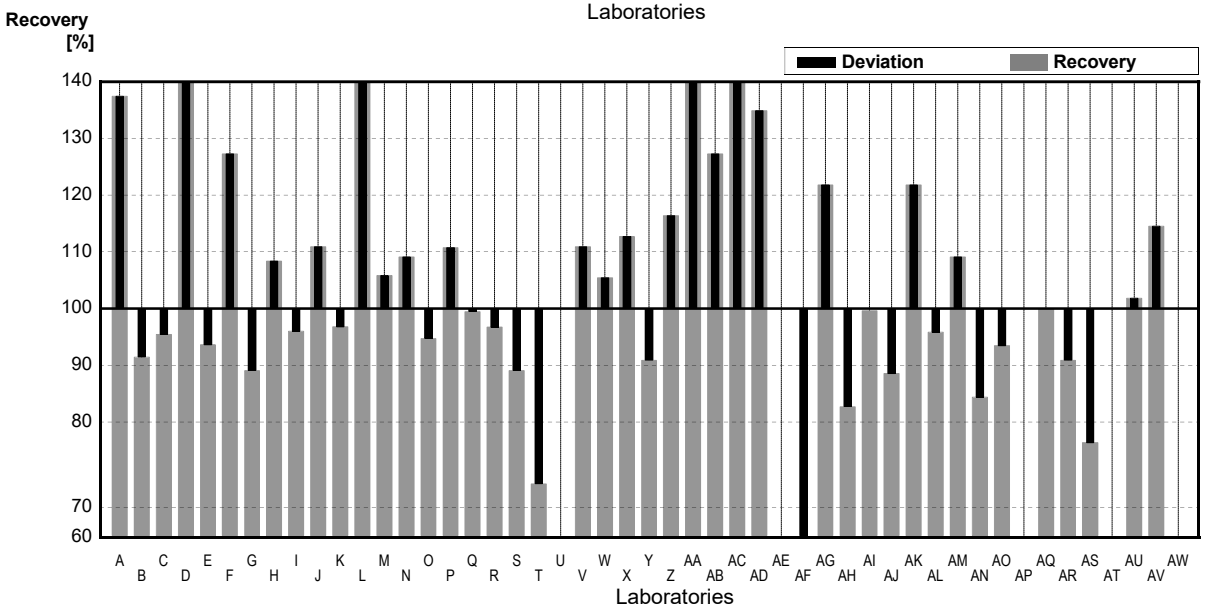

Sample C-CB07A
Parameter Trichloromethane

Target value	± U (k=2)	1,01 µg/l	±	0,05 µg/l
IFA result	± U (k=2)	1,02 µg/l	±	0,15 µg/l
Stability test	± U (k=2)	0,98 µg/l	±	0,15 µg/l

Lab Code	Result	±	Unit	Recovery	z-Score
A	1,23	0,320	µg/l	122%	1,56
B	0,775	0,209	µg/l	77%	-1,66
C	1,084	0,249	µg/l	107%	0,52
D	1,78 *	0,08	µg/l	176%	5,45
E	1,00	0,3	µg/l	99%	-0,07
F	0,95	0,12	µg/l	94%	-0,42
G	0,93	0,14	µg/l	92%	-0,57
H	1,050	0,158	µg/l	104%	0,28
I	0,93	0,140	µg/l	92%	-0,57
J	1,00	0,23	µg/l	99%	-0,07
K	1,03830	0,31149	µg/l	103%	0,20
L	0,972	0,2	µg/l	96%	-0,27
M	0,790	0,237	µg/l	78%	-1,56
N	1,100	0,150	µg/l	109%	0,64
O	0,932	0,171	µg/l	92%	-0,55
P	1,03	0,21	µg/l	102%	0,14
Q	0,933	0,093	µg/l	92%	-0,54
R	1,00	0,251	µg/l	99%	-0,07
S	0,927	0,057	µg/l	92%	-0,59
T	0,88	0,31	µg/l	87%	-0,92
U			µg/l		
V			µg/l		
W	1,06	0,11	µg/l	105%	0,35
X	1,08	0,11	µg/l	107%	0,50
Y	0,899	0,180	µg/l	89%	-0,79
Z	1,15	0,23	µg/l	114%	0,99
AA	1,14	0,3	µg/l	113%	0,92
AB	0,928	0,0097	µg/l	92%	-0,58
AC	0,75	0,15	µg/l	74%	-1,84
AD	1,02	0,015	µg/l	101%	0,07
AE			µg/l		
AF	0,473 *		µg/l	47%	-3,80
AG	1,22	0,30	µg/l	121%	1,49
AH	0,887	0,133	µg/l	88%	-0,87
AI	1,11	0,17	µg/l	110%	0,71
AJ	1,26	0,38	µg/l	125%	1,77
AK	1,07	0,21	µg/l	106%	0,42
AL	0,994	0,199	µg/l	98%	-0,11
AM	0,90	0,22	µg/l	89%	-0,78
AN	1,15		µg/l	114%	0,99
AO	1,10	0,181	µg/l	109%	0,64
AP			µg/l		
AQ	1,010	0,202	µg/l	100%	0,00
AR	1,012	0,052	µg/l	100%	0,01
AS	0,88	0,35	µg/l	87%	-0,92
AT			µg/l		
AU	0,964	0,193	µg/l	95%	-0,33
AV	1,115	0,0643	µg/l	110%	0,74
AW	1,24	0,372	µg/l	123%	1,63

	All results	Outliers excl.	Unit
Mean ± CI(99%)	1,02 ± 0,08	1,01 ± 0,05	µg/l
Recov. ± CI(99%)	100,7 ± 7,5	100,2 ± 5,0	%
SD between labs	0,19	0,12	µg/l
RSD between labs	18,3	12,1	%
n for calculation	44	42	

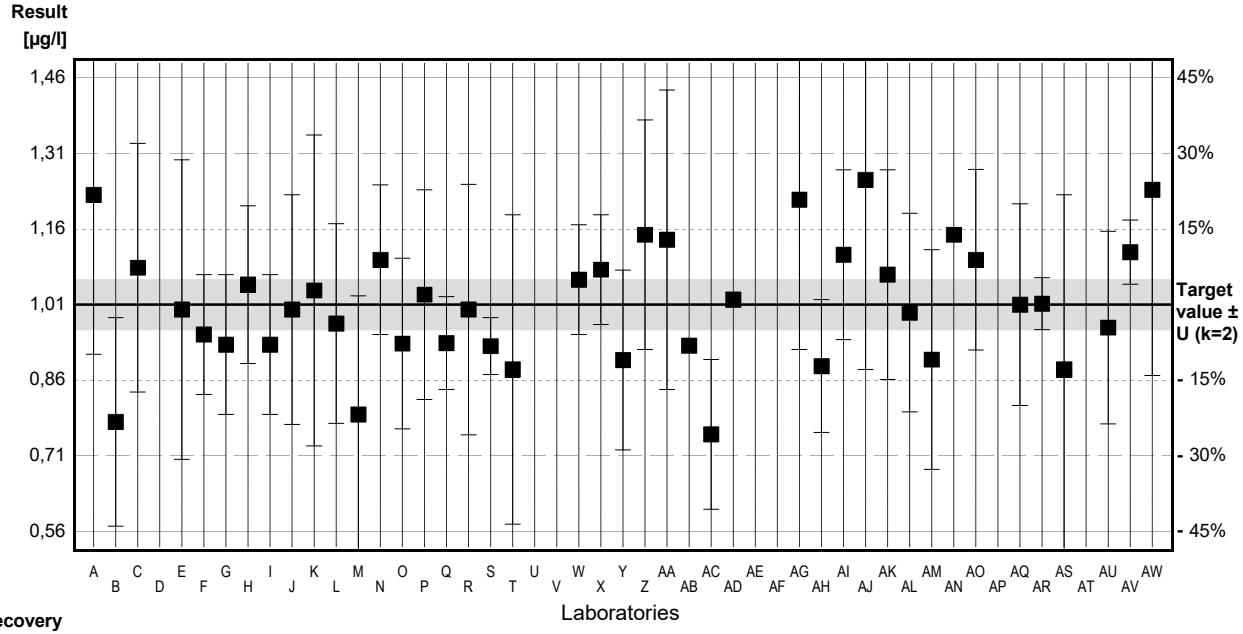

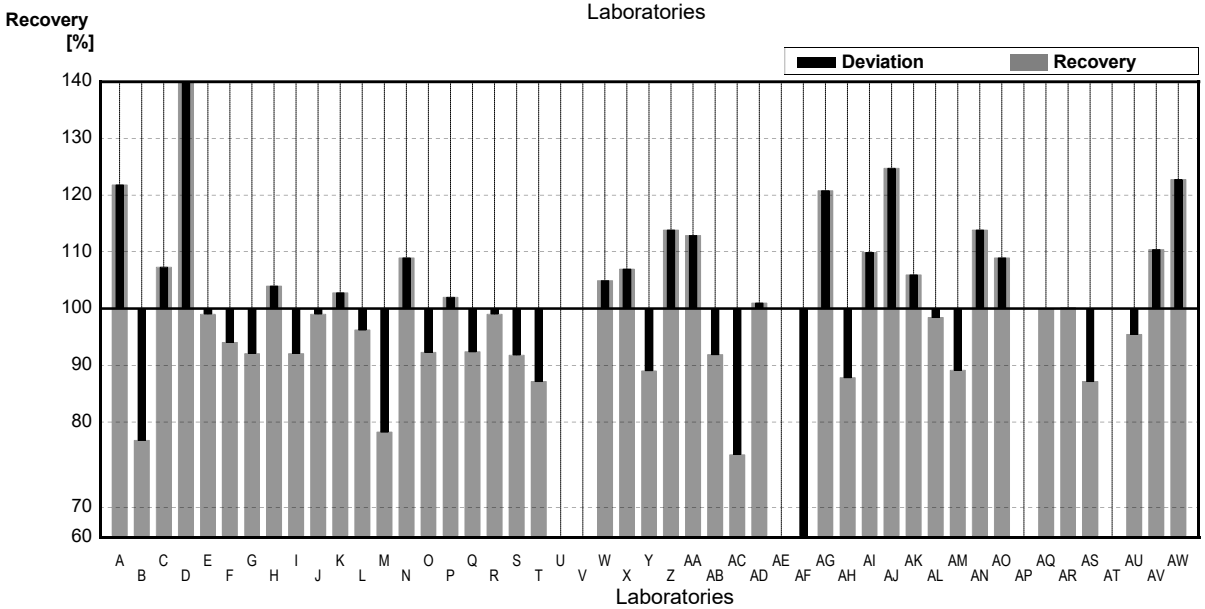

Sample C-CB07B
Parameter Trichloromethane

Target value	± U (k=2)	0,444 µg/l	±	0,022 µg/l
IFA result	± U (k=2)	0,450 µg/l	±	0,068 µg/l
Stability test	± U (k=2)	0,450 µg/l	±	0,068 µg/l

Lab Code	Result	±	Unit	Recovery	z-Score
A	0,572	0,15	µg/l	129%	2,06
B	0,375	0,101	µg/l	84%	-1,11
C	0,458	0,105	µg/l	103%	0,23
D	0,81 *	0,06	µg/l	182%	5,89
E	0,450	0,14	µg/l	101%	0,10
F	0,485	0,12	µg/l	109%	0,66
G	0,370	0,06	µg/l	83%	-1,19
H	0,496	0,074	µg/l	112%	0,84
I	0,458	0,068	µg/l	103%	0,23
J	<0,5		µg/l	•	
K	0,46362	0,13909	µg/l	104%	0,32
L	0,558	0,1	µg/l	126%	1,83
M	<0,1		µg/l	FN	
N	0,500	0,070	µg/l	113%	0,90
O	0,429	0,119	µg/l	97%	-0,24
P	<0,50		µg/l	•	
Q	0,410	0,041	µg/l	92%	-0,55
R	0,450	0,112	µg/l	101%	0,10
S	0,394	0,056	µg/l	89%	-0,80
T	0,430	0,15	µg/l	97%	-0,23
U			µg/l		
V			µg/l		
W	0,52	0,05	µg/l	117%	1,22
X	0,486	0,049	µg/l	109%	0,68
Y	0,393	0,079	µg/l	89%	-0,82
Z	0,52	0,10	µg/l	117%	1,22
AA	<0,5		µg/l	•	
AB	0,439	0,0127	µg/l	99%	-0,08
AC	0,280	0,10	µg/l	63%	-2,64
AD	<0,50		µg/l	•	
AE			µg/l		
AF	0,200 *		µg/l	45%	-3,93
AG	0,56	0,14	µg/l	126%	1,87
AH	0,399	0,060	µg/l	90%	-0,72
AI	0,478	0,072	µg/l	108%	0,55
AJ	0,433	0,130	µg/l	98%	-0,18
AK	0,422	0,08	µg/l	95%	-0,35
AL	0,452	0,090	µg/l	102%	0,13
AM	0,500	0,13	µg/l	113%	0,90
AN	0,534		µg/l	120%	1,45
AO	0,461	0,0759	µg/l	104%	0,27
AP			µg/l		
AQ	0,410	0,082	µg/l	92%	-0,55
AR	0,460	0,022	µg/l	104%	0,26
AS	0,390	0,16	µg/l	88%	-0,87
AT			µg/l		
AU	0,453	0,091	µg/l	102%	0,14
AV	0,535	0,0643	µg/l	120%	1,46
AW	0,53	0,159	µg/l	119%	1,38

	All results	Outliers excl.	Unit
Mean ± CI(99%)	0,461 ± 0,040	0,458 ± 0,028	µg/l
Recov. ± CI(99%)	103,7 ± 9,1	103,2 ± 6,2	%
SD between labs	0,093	0,062	µg/l
RSD between labs	20,1	13,4	%
n for calculation	39	37	

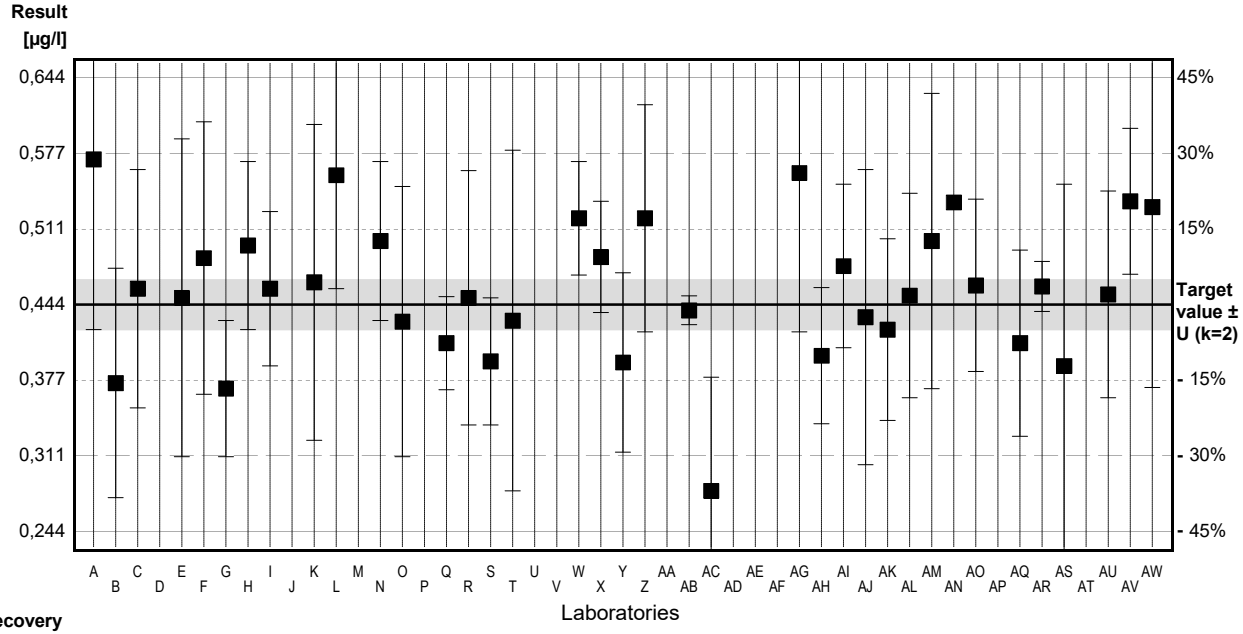

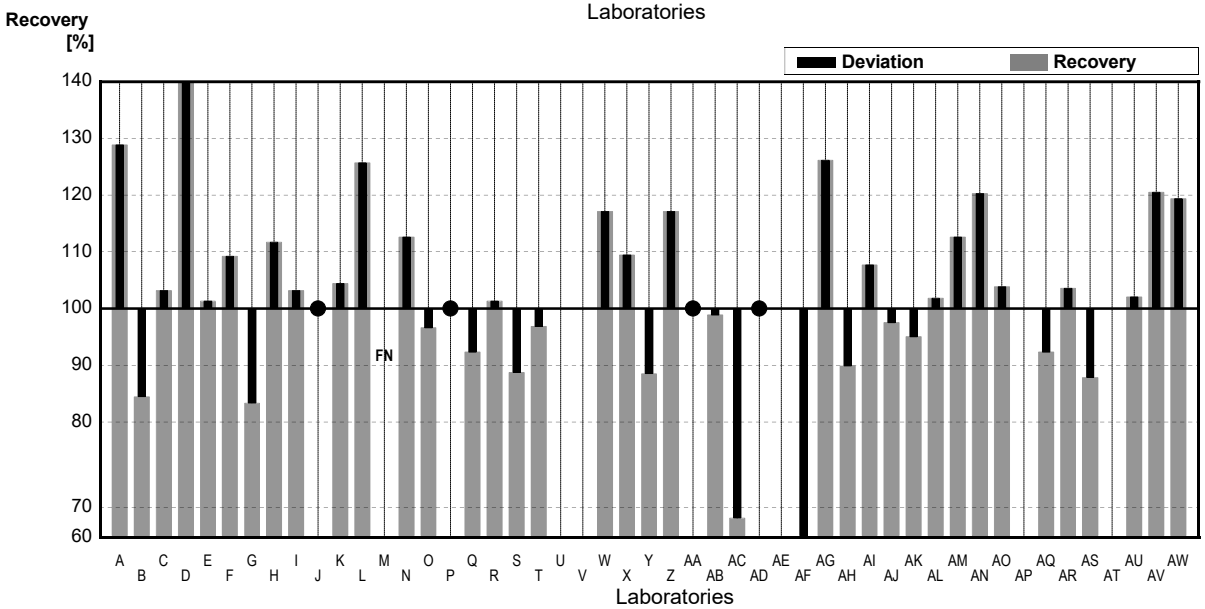

Sample C-CB07A
Parameter Tetrachloromethane

Target value	± U (k=2)	0,296 µg/l	±	0,015 µg/l
IFA result	± U (k=2)	0,280 µg/l	±	0,042 µg/l
Stability test	± U (k=2)	0,270 µg/l	±	0,041 µg/l

Lab Code	Result		±	Unit	Recovery	z-Score
A	0,384		0,100	µg/l	130%	1,65
B	0,250		0,048	µg/l	84%	-0,86
C	0,262		0,045	µg/l	89%	-0,64
D	1,15	*	0,02	µg/l	389%	16,03
E	0,305		0,09	µg/l	103%	0,17
F	0,492	*	0,20	µg/l	166%	3,68
G	0,230		0,03	µg/l	78%	-1,24
H	0,305		0,046	µg/l	103%	0,17
I	0,308		0,0462	µg/l	104%	0,23
J	<0,5			µg/l	•	
K	0,24077		0,07223	µg/l	81%	-1,04
L	0,672	*	0,13	µg/l	227%	7,06
M	0,338		0,101	µg/l	114%	0,79
N	0,300		0,050	µg/l	101%	0,08
O	0,258		0,116	µg/l	87%	-0,71
P	<0,50			µg/l	•	
Q	0,290		0,029	µg/l	98%	-0,11
R	0,277		0,053	µg/l	94%	-0,36
S	0,286		0,006	µg/l	97%	-0,19
T	0,200		0,05	µg/l	68%	-1,80
U				µg/l		
V	0,340		0,09	µg/l	115%	0,83
W	0,254		0,03	µg/l	86%	-0,79
X	0,360		0,036	µg/l	122%	1,20
Y	0,290		0,058	µg/l	98%	-0,11
Z	0,320		0,06	µg/l	108%	0,45
AA	0,615	*	0,2	µg/l	208%	5,99
AB	0,416		0,0166	µg/l	141%	2,25
AC	0,400		0,10	µg/l	135%	1,95
AD	0,429		0,131	µg/l	145%	2,50
AE				µg/l		
AF	0,100	*		µg/l	34%	-3,68
AG	0,330		0,08	µg/l	111%	0,64
AH	0,209		0,031	µg/l	71%	-1,63
AI	0,306		0,046	µg/l	103%	0,19
AJ	0,303		0,091	µg/l	102%	0,13
AK	0,163		0,03	µg/l	55%	-2,50
AL	0,275		0,052	µg/l	93%	-0,39
AM	0,300		0,100	µg/l	101%	0,08
AN	0,295			µg/l	100%	-0,02
AO	0,335		0,0576	µg/l	113%	0,73
AP				µg/l		
AQ	0,260		0,052	µg/l	88%	-0,68
AR	0,274		0,026	µg/l	93%	-0,41
AS	0,230		0,09	µg/l	78%	-1,24
AT				µg/l		
AU	0,263		0,066	µg/l	89%	-0,62
AV	0,310		0,0708	µg/l	105%	0,26
AW	0,284		0,0852	µg/l	96%	-0,23

	All results	Outliers excl.	Unit
Mean ± CI(99%)	0,330 ± 0,067	0,294 ± 0,025	µg/l
Recov. ± CI(99%)	111,6 ± 22,7	99,4 ± 8,5	%
SD between labs	0,163	0,057	µg/l
RSD between labs	49,4	19,3	%
n for calculation	43	38	

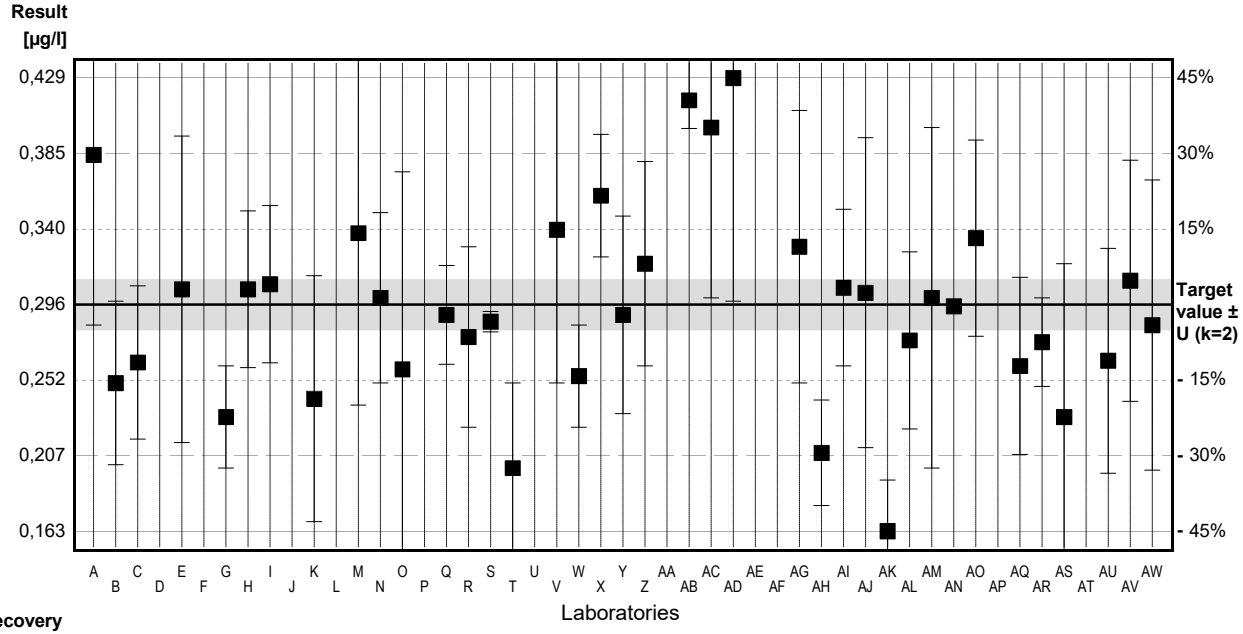

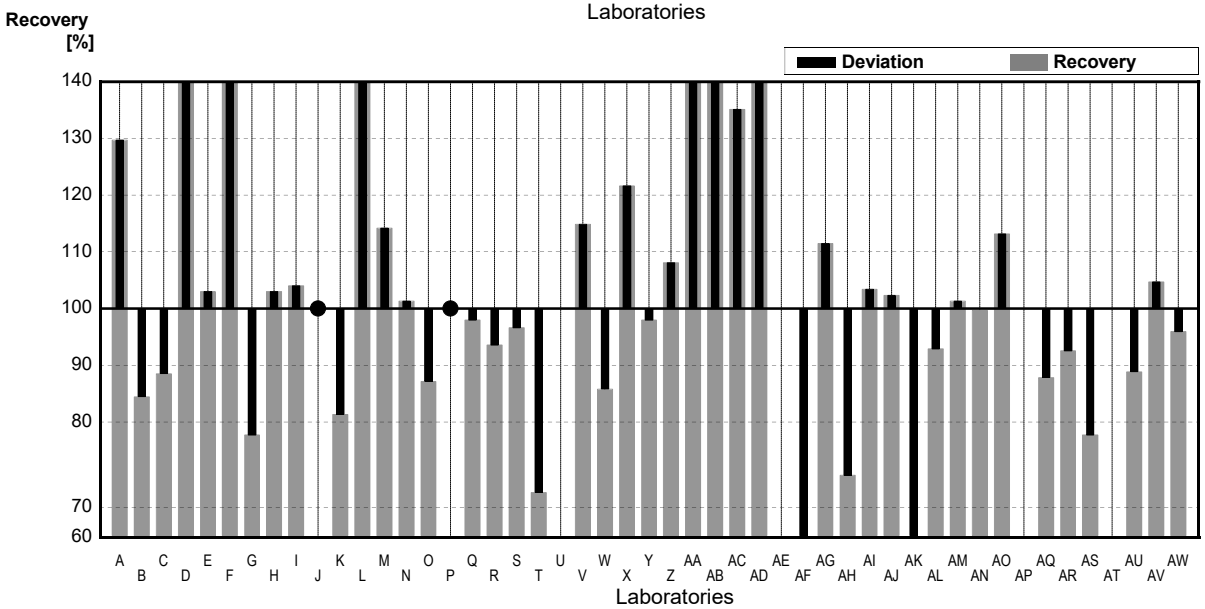

Sample C-CB07B
Parameter Tetrachloromethane

Target value ± U (k=2)	0,66	µg/l	±	0,03	µg/l
IFA result ± U (k=2)	0,66	µg/l	±	0,10	µg/l
Stability test ± U (k=2)	0,67	µg/l	±	0,10	µg/l

Lab Code	Result		±	Unit	Recovery	z-Score
A	0,906		0,24	µg/l	137%	2,07
B	0,450		0,086	µg/l	68%	-1,77
C	0,641		0,109	µg/l	97%	-0,16
D	1,97	*	0,05	µg/l	298%	11,03
E	0,685		0,21	µg/l	104%	0,21
F	0,79		0,20	µg/l	120%	1,09
G	0,59		0,09	µg/l	89%	-0,59
H	0,691		0,104	µg/l	105%	0,26
I	0,63		0,094	µg/l	95%	-0,25
J	<0,5			µg/l	FN	
K	0,59877		0,17963	µg/l	91%	-0,52
L	1,340	*	0,26	µg/l	203%	5,72
M	0,635		0,191	µg/l	96%	-0,21
N	0,740		0,120	µg/l	112%	0,67
O	0,590		0,153	µg/l	89%	-0,59
P	0,696		0,21	µg/l	105%	0,30
Q	0,673		0,067	µg/l	102%	0,11
R	0,603		0,115	µg/l	91%	-0,48
S	0,642		0,281	µg/l	97%	-0,15
T	0,450		0,13	µg/l	68%	-1,77
U				µg/l		
V	0,720		0,18	µg/l	109%	0,51
W	0,66		0,07	µg/l	100%	0,00
X	0,79		0,08	µg/l	120%	1,09
Y	0,620		0,124	µg/l	94%	-0,34
Z	0,74		0,15	µg/l	112%	0,67
AA	0,93		0,2	µg/l	141%	2,27
AB	0,725		0,0074	µg/l	110%	0,55
AC	0,70		0,15	µg/l	106%	0,34
AD	0,97	*	0,19	µg/l	147%	2,61
AE				µg/l		
AF	0,313	*		µg/l	47%	-2,92
AG	0,73		0,18	µg/l	111%	0,59
AH	0,480		0,072	µg/l	73%	-1,52
AI	0,636		0,095	µg/l	96%	-0,20
AJ	0,748		0,224	µg/l	113%	0,74
AK	0,71		0,14	µg/l	108%	0,42
AL	0,603		0,115	µg/l	91%	-0,48
AM	0,70		0,210	µg/l	106%	0,34
AN	0,666			µg/l	101%	0,05
AO	0,664		0,114	µg/l	101%	0,03
AP				µg/l		
AQ	0,620		0,124	µg/l	94%	-0,34
AR	0,591		0,030	µg/l	90%	-0,58
AS	0,52		0,21	µg/l	79%	-1,18
AT				µg/l		
AU	0,571		0,144	µg/l	87%	-0,75
AV	0,755		0,0708	µg/l	114%	0,80
AW	0,67		0,201	µg/l	102%	0,08

	All results	Outliers excl.	Unit
Mean ± CI(99%)	0,71 ± 0,10	0,66 ± 0,04	µg/l
Recov. ± CI(99%)	107,3 ± 15,4	100,6 ± 6,5	%
SD between labs	0,25	0,10	µg/l
RSD between labs	35,3	15,2	%
n for calculation	44	40	

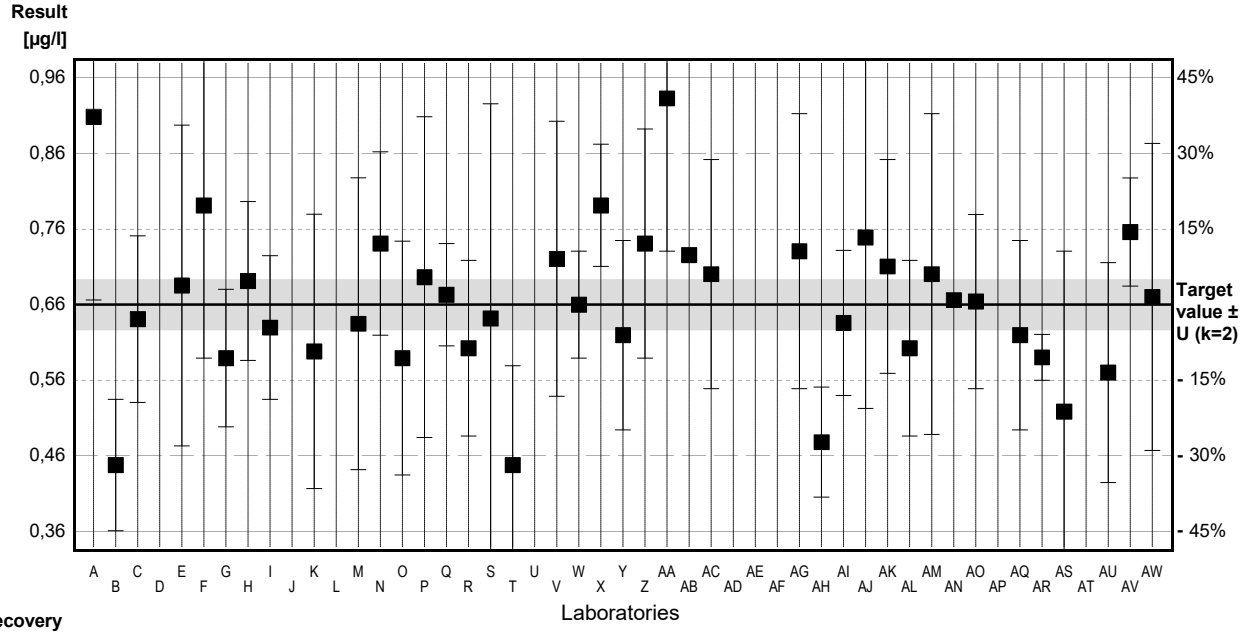

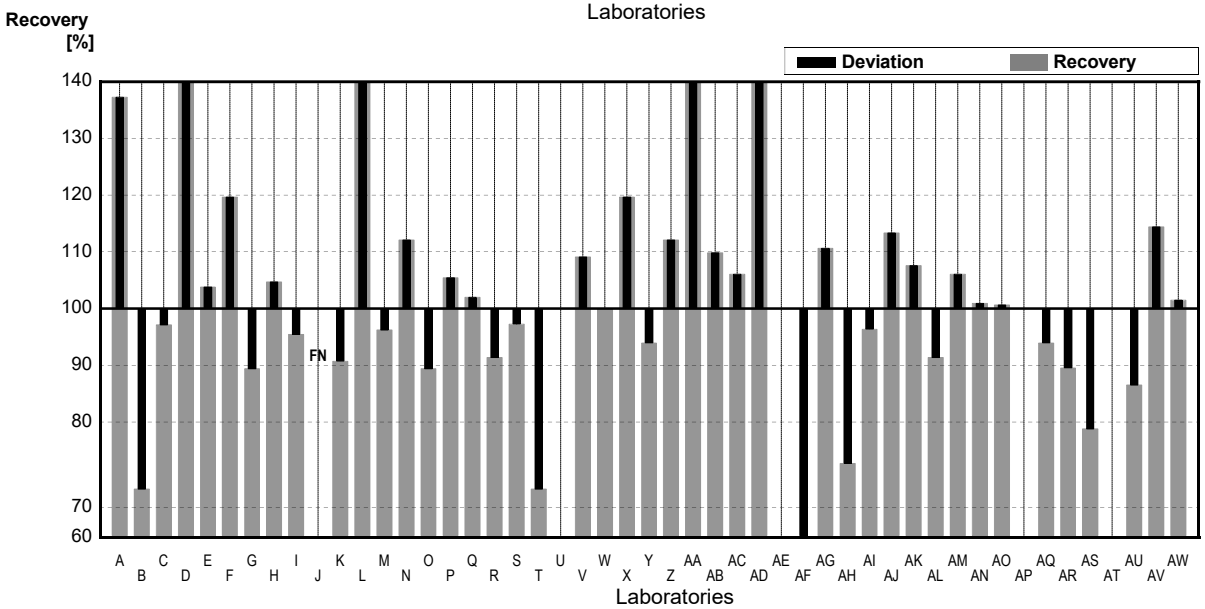

Sample C-CB07A

Parameter 1,1-Dichloroethene

Target value	± U (k=2)	1,03 µg/l	±	0,05 µg/l
IFA result	± U (k=2)	0,93 µg/l	±	0,14 µg/l
Stability test	± U (k=2)	1,04 µg/l	±	0,16 µg/l

Lab Code	Result	±	Unit	Recovery	z-Score
A	1,42	0,368	µg/l	138%	2,10
B	0,865	0,138	µg/l	84%	-0,89
C			µg/l		
D			µg/l		
E	1,00	0,3	µg/l	97%	-0,16
F	1,30	0,25	µg/l	126%	1,46
G	0,96	0,140	µg/l	93%	-0,38
H	0,992	0,149	µg/l	96%	-0,20
I			µg/l		
J	1,17	0,35	µg/l	114%	0,76
K	1,10510	0,33153	µg/l	107%	0,41
L	'<1	0,2	µg/l		
M	<0,2		µg/l	FN	
N	0,910	0,120	µg/l	88%	-0,65
O			µg/l		
P	1,23	0,25	µg/l	119%	1,08
Q	0,917	0,092	µg/l	89%	-0,61
R	0,981	0,245	µg/l	95%	-0,26
S	0,963	0,066	µg/l	93%	-0,36
T	0,68	0,22	µg/l	66%	-1,89
U			µg/l		
V	1,05	0,30	µg/l	102%	0,11
W	0,91	0,09	µg/l	88%	-0,65
X	1,30	0,13	µg/l	126%	1,46
Y	1,11	0,22	µg/l	108%	0,43
Z	1,15	0,23	µg/l	112%	0,65
AA	1,47	0,25	µg/l	143%	2,37
AB	1,12	0,0069	µg/l	109%	0,49
AC	n.a.		µg/l		
AD	1,51	0,30	µg/l	147%	2,59
AE			µg/l		
AF			µg/l		
AG	1,47	0,37	µg/l	143%	2,37
AH	0,884	0,133	µg/l	86%	-0,79
AI	1,11	0,17	µg/l	108%	0,43
AJ	1,57	0,47	µg/l	152%	2,91
AK	1,586	0,32	µg/l	154%	3,00
AL	1,162	0,616	µg/l	113%	0,71
AM	1,10	0,500	µg/l	107%	0,38
AN			µg/l		
AO	1,47	0,426	µg/l	143%	2,37
AP			µg/l		
AQ	1,150	0,230	µg/l	112%	0,65
AR			µg/l		
AS			µg/l		
AT			µg/l		
AU	1,09	0,21	µg/l	106%	0,32
AV			µg/l		
AW			µg/l		

	All results	Outliers excl.	Unit
Mean ± CI(99%)	1,15 ± 0,11	1,15 ± 0,11	µg/l
Recov. ± CI(99%)	111,4 ± 10,9	111,4 ± 10,9	%
SD between labs	0,23	0,23	µg/l
RSD between labs	20,0	20,0	%
n for calculation	32	32	

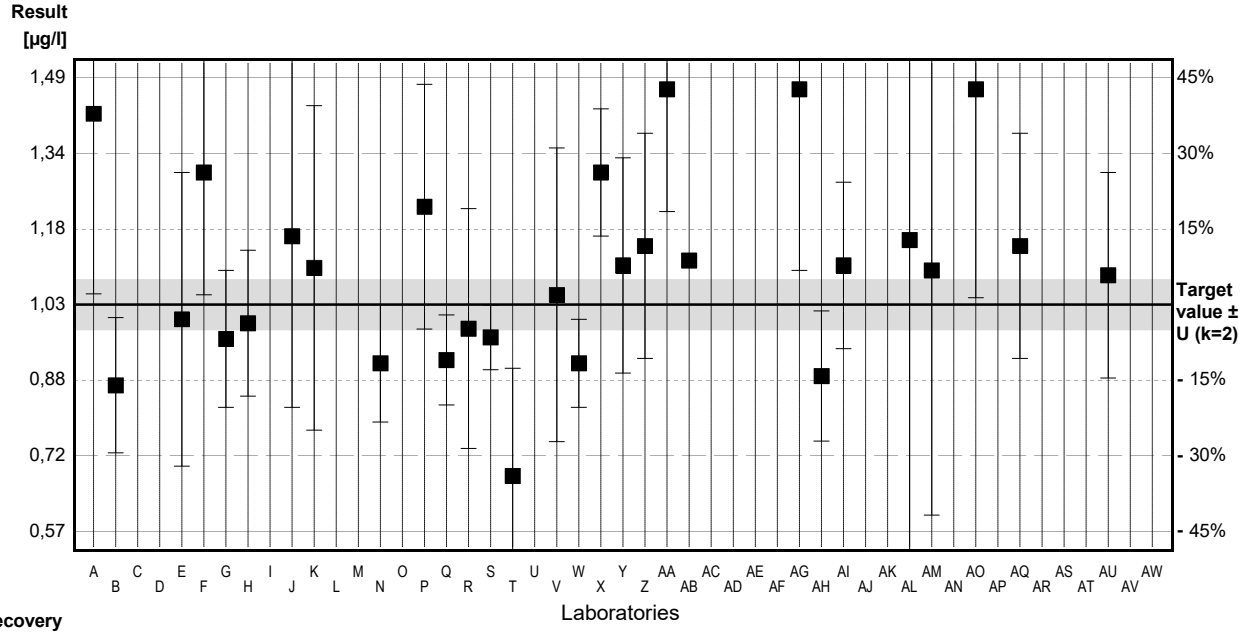

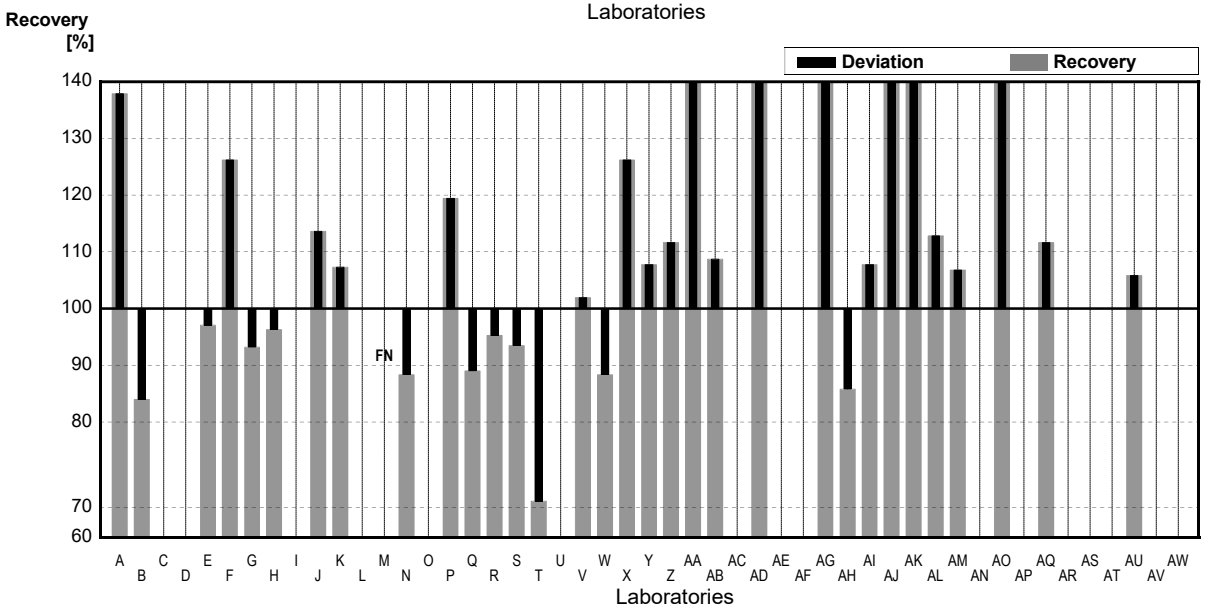

Sample C-CB07B

Parameter 1,1-Dichloroethene

Target value	± U (k=2)	1,66 µg/l	±	0,08 µg/l
IFA result	± U (k=2)	1,62 µg/l	±	0,24 µg/l
Stability test	± U (k=2)	1,78 µg/l	±	0,27 µg/l

Lab Code	Result	±	Unit	Recovery	z-Score
A	2,44	0,63	µg/l	147%	2,61
B	1,145	0,183	µg/l	69%	-1,72
C			µg/l		
D			µg/l		
E	1,70	0,51	µg/l	102%	0,13
F	2,05	0,25	µg/l	123%	1,31
G	1,60	0,24	µg/l	96%	-0,20
H	1,628	0,244	µg/l	98%	-0,11
I			µg/l		
J	2,02	0,61	µg/l	122%	1,20
K	1,91628	0,57488	µg/l	115%	0,86
L	<1	0,2	µg/l	FN	
M	1,496	0,449	µg/l	90%	-0,55
N	1,540	0,170	µg/l	93%	-0,40
O			µg/l		
P	2,20	0,44	µg/l	133%	1,81
Q	1,57	0,16	µg/l	95%	-0,30
R	1,67	0,417	µg/l	101%	0,03
S	1,73	0,058	µg/l	104%	0,23
T	1,29	0,42	µg/l	78%	-1,24
U			µg/l		
V	1,76	0,50	µg/l	106%	0,33
W	1,45	0,15	µg/l	87%	-0,70
X	2,17	0,22	µg/l	131%	1,71
Y	1,72	0,34	µg/l	104%	0,20
Z	1,98	0,40	µg/l	119%	1,07
AA	2,19	0,5	µg/l	132%	1,77
AB	1,85	0,0616	µg/l	111%	0,64
AC	n.a.		µg/l		
AD	2,59	0,39	µg/l	156%	3,11
AE			µg/l		
AF			µg/l		
AG	1,98	0,49	µg/l	119%	1,07
AH	1,342	0,201	µg/l	81%	-1,06
AI	1,91	0,29	µg/l	115%	0,84
AJ	3,45 *	1,03	µg/l	208%	5,99
AK	3,06	0,61	µg/l	184%	4,69
AL	1,955	1,036	µg/l	118%	0,99
AM	1,90	0,800	µg/l	114%	0,80
AN			µg/l		
AO	2,26	0,655	µg/l	136%	2,01
AP			µg/l		
AQ	1,930	0,386	µg/l	116%	0,90
AR			µg/l		
AS			µg/l		
AT			µg/l		
AU	1,91	0,37	µg/l	115%	0,84
AV			µg/l		
AW			µg/l		

	All results	Outliers excl.	Unit
Mean ± CI(99%)	1,92 ± 0,23	1,87 ± 0,19	µg/l
Recov. ± CI(99%)	115,7 ± 13,6	112,9 ± 11,4	%
SD between labs	0,47	0,39	µg/l
RSD between labs	24,6	20,8	%
n for calculation	33	32	

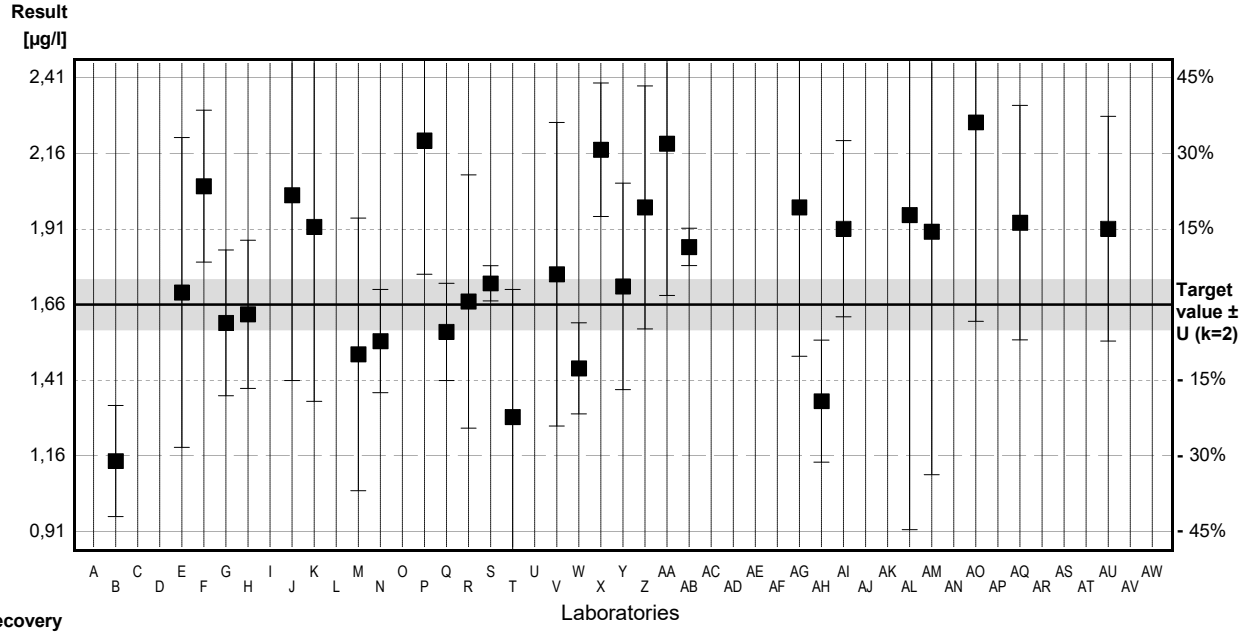

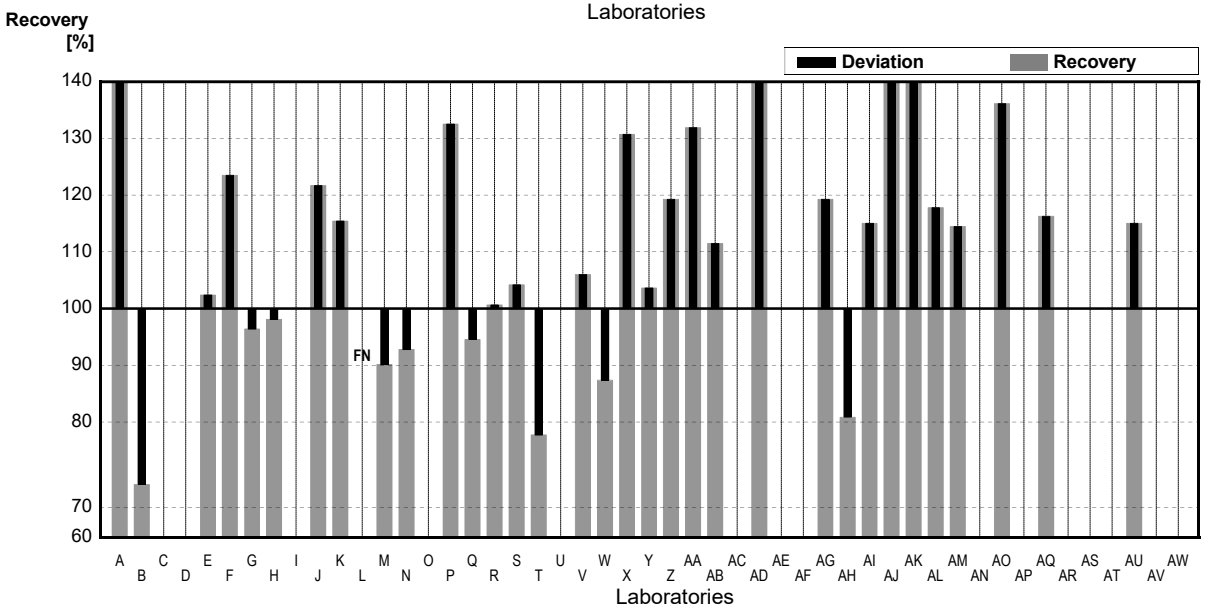

Sample C-CB07A
Parameter Tribromomethane

Target value ± U (k=2)	1,18	µg/l	±	0,06	µg/l
IFA result ± U (k=2)	1,17	µg/l	±	0,18	µg/l
Stability test ± U (k=2)	1,13	µg/l	±	0,17	µg/l

Lab Code	Result	±	Unit	Recovery	z-Score
A	1,38	0,360	µg/l	117%	1,06
B	1,165	0,350	µg/l	99%	-0,08
C	1,196	0,502	µg/l	101%	0,08
D			µg/l		
E	1,30	0,4	µg/l	110%	0,64
F	0,98	0,04	µg/l	83%	-1,06
G	1,10	0,17	µg/l	93%	-0,42
H	1,166	0,175	µg/l	99%	-0,07
I			µg/l		
J	1,04	0,32	µg/l	88%	-0,74
K	1,19774	0,35932	µg/l	102%	0,09
L	1,10	0,22	µg/l	93%	-0,42
M	0,790	0,237	µg/l	67%	-2,07
N	1,000	0,160	µg/l	85%	-0,95
O	1,049	0,252	µg/l	89%	-0,69
P	0,980	0,29	µg/l	83%	-1,06
Q	1,00	0,100	µg/l	85%	-0,95
R	1,09	0,240	µg/l	92%	-0,48
S	1,22	0,084	µg/l	103%	0,21
T	1,19	0,75	µg/l	101%	0,05
U			µg/l		
V			µg/l		
W	1,26	0,13	µg/l	107%	0,42
X	1,18	0,12	µg/l	100%	0,00
Y	1,03	0,21	µg/l	87%	-0,79
Z	1,33	0,27	µg/l	113%	0,79
AA	0,835	0,2	µg/l	71%	-1,83
AB	0,967	0,0411	µg/l	82%	-1,13
AC	1,05	0,15	µg/l	89%	-0,69
AD	1,16	0,22	µg/l	98%	-0,11
AE			µg/l		
AF	0,486 *		µg/l	41%	-3,68
AG	1,50	0,38	µg/l	127%	1,69
AH	1,102	0,331	µg/l	93%	-0,41
AI	1,31	0,20	µg/l	111%	0,69
AJ	1,01	0,30	µg/l	86%	-0,90
AK	0,98	0,2	µg/l	83%	-1,06
AL	1,063	0,234	µg/l	90%	-0,62
AM	1,20	0,30	µg/l	102%	0,11
AN	1,22		µg/l	103%	0,21
AO	<0,1		µg/l	FN	
AP			µg/l		
AQ	1,240	0,248	µg/l	105%	0,32
AR			µg/l		
AS	1,09	0,43	µg/l	92%	-0,48
AT			µg/l		
AU	1,17	0,29	µg/l	99%	-0,05
AV	1,075	0,0781	µg/l	91%	-0,56
AW			µg/l		

	All results	Outliers excl.	Unit
Mean ± CI(99%)	1,11 ± 0,08	1,12 ± 0,06	µg/l
Recov. ± CI(99%)	93,9 ± 6,4	95,3 ± 5,4	%
SD between labs	0,17	0,14	µg/l
RSD between labs	15,7	12,7	%
n for calculation	39	38	

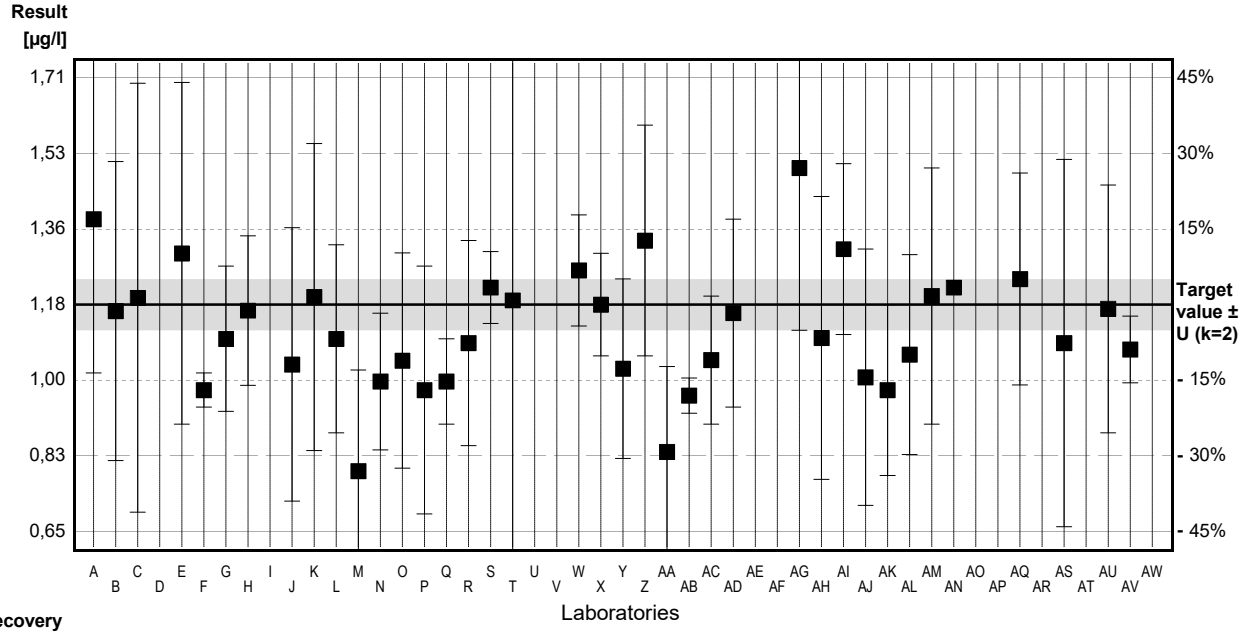

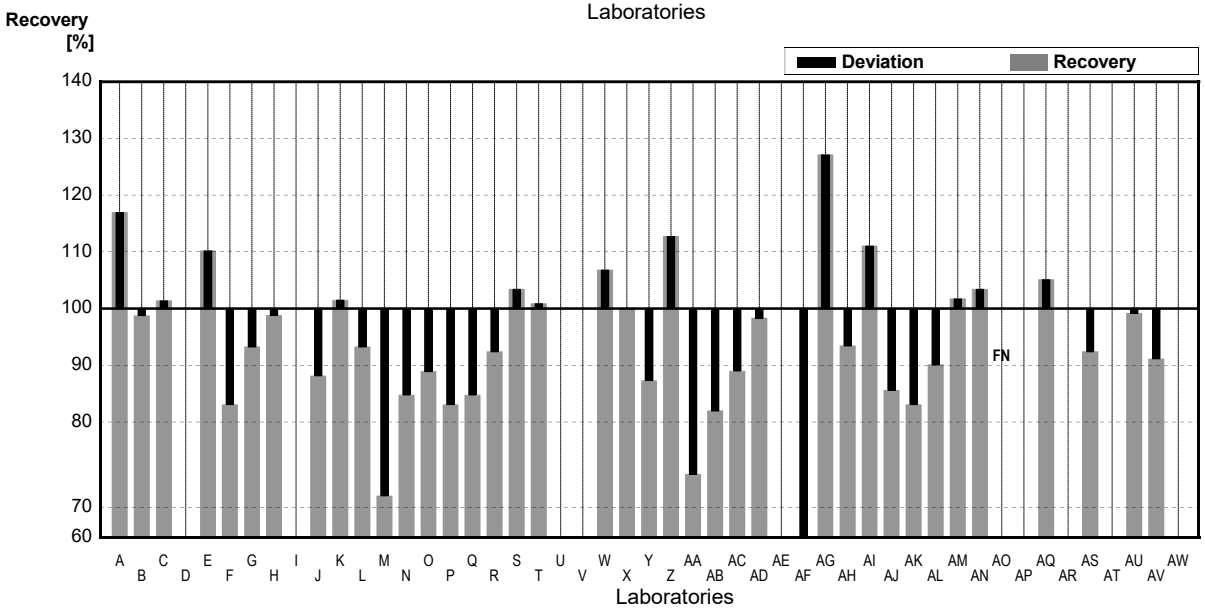

Sample C-CB07B
Parameter Tribromomethane

Target value	<0,04	µg/l
IFA result	<0,04	µg/l
Stability test	<0,04	µg/l

Lab Code	Result	±	Unit	Recovery	z-Score
A	<0,1	0,03	µg/l	•	
B	<0,05	0,012	µg/l	•	
C	<0,10		µg/l	•	
D			µg/l		
E	<0,1		µg/l	•	
F	<0,181	0,04	µg/l	•	
G	<0,10		µg/l	•	
H	<0,3		µg/l	•	
I			µg/l		
J	<0,5		µg/l	•	
K	<0,5000	0,15000	µg/l	•	
L	<1	0,2	µg/l	•	
M	<0,1		µg/l	•	
N	<0,1		µg/l	•	
O	<0,1		µg/l	•	
P	<0,50		µg/l	•	
Q	<0,1		µg/l	•	
R	<0,020		µg/l	•	
S	<0,05		µg/l	•	
T	<0,1		µg/l	•	
U			µg/l		
V			µg/l		
W	<0,5		µg/l	•	
X	<0,100		µg/l	•	
Y	<0,1		µg/l	•	
Z	<0,05		µg/l	•	
AA	<1		µg/l	•	
AB	<0,10		µg/l	•	
AC	<0,1		µg/l	•	
AD	<1		µg/l	•	
AE			µg/l		
AF	<0,10		µg/l	•	
AG	<0,05	0,01	µg/l	•	
AH	<0,100		µg/l	•	
AI	<0,1		µg/l	•	
AJ	<0,1		µg/l	•	
AK	<ng		µg/l		
AL	<0,015		µg/l	•	
AM	<0,72		µg/l	•	
AN	0,0333		µg/l	•	
AO	<0,1		µg/l	•	
AP			µg/l		
AQ	<0,035		µg/l	•	
AR			µg/l		
AS	<0,2		µg/l	•	
AT			µg/l		
AU	<0,1		µg/l	•	
AV	<0,100	0,0781	µg/l	•	
AW			µg/l		

	All results	Outliers excl.	Unit
Mean ± CI(99%)			µg/l
Recov. ± CI(99%)			%
SD between labs			µg/l
RSD between labs			%
n for calculation			

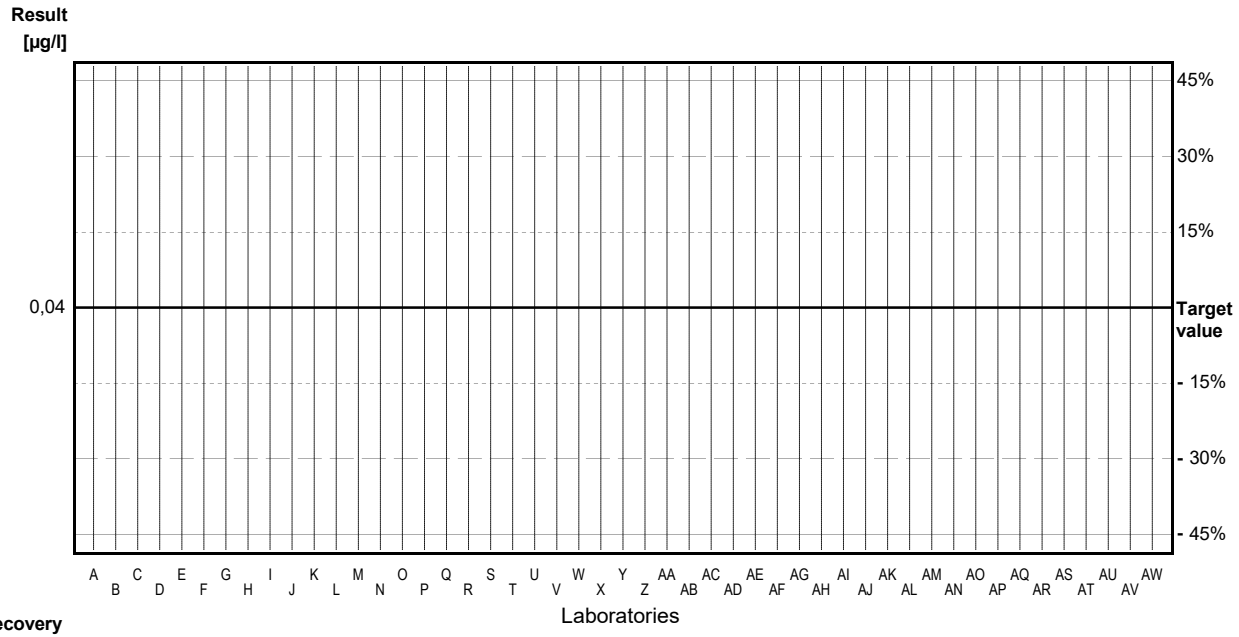

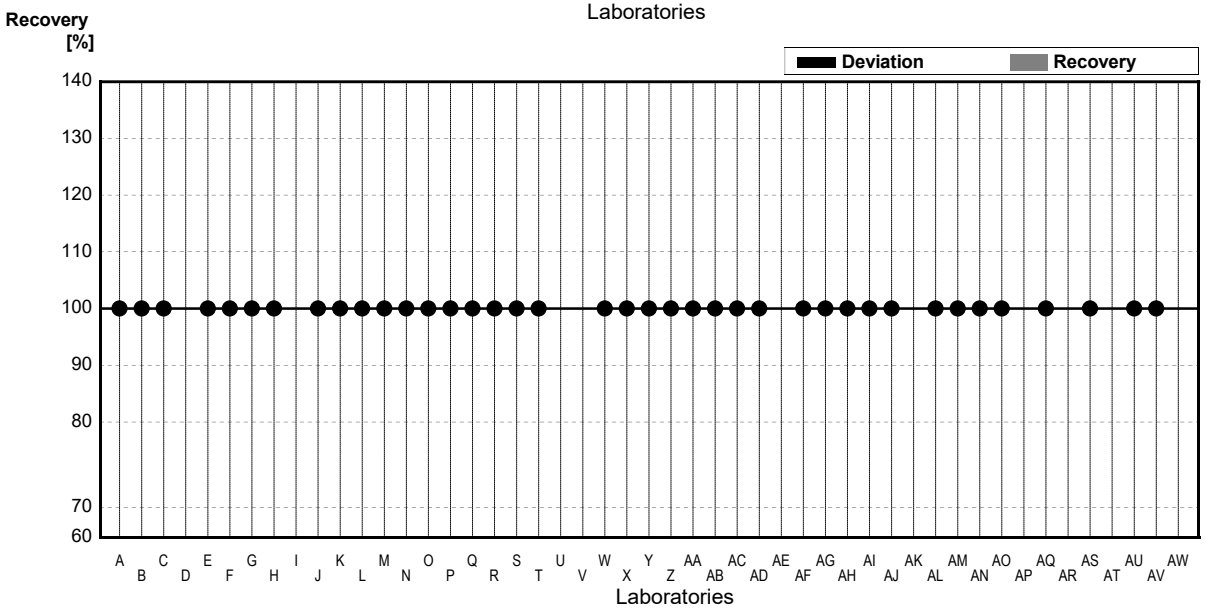

Sample C-CB07A
Parameter Bromodichloromethane

Target value	± U (k=2)	0,318 µg/l	±	0,016 µg/l
IFA result	± U (k=2)	0,310 µg/l	±	0,047 µg/l
Stability test	± U (k=2)	0,320 µg/l	±	0,048 µg/l

Lab Code	Result	±	Unit	Recovery	z-Score
A	0,398	0,103	µg/l	125%	1,80
B	0,302	0,076	µg/l	95%	-0,36
C	0,334	0,070	µg/l	105%	0,36
D			µg/l		
E	0,360	0,11	µg/l	113%	0,94
F	0,363	0,03	µg/l	114%	1,01
G	0,290	0,04	µg/l	91%	-0,63
H	0,321	0,048	µg/l	101%	0,07
I			µg/l		
J	<0,5		µg/l	•	
K	0,27083	0,08125	µg/l	85%	-1,06
L	0,3881	0,07	µg/l	122%	1,57
M	0,287	0,086	µg/l	90%	-0,70
N	0,300	0,040	µg/l	94%	-0,40
O	0,273	0,068	µg/l	86%	-1,01
P	<0,50		µg/l	•	
Q	0,300	0,030	µg/l	94%	-0,40
R	0,314	0,078	µg/l	99%	-0,09
S	0,316	0,012	µg/l	99%	-0,04
T	0,350	0,18	µg/l	110%	0,72
U			µg/l		
V			µg/l		
W	0,264	0,03	µg/l	83%	-1,21
X	0,338	0,034	µg/l	106%	0,45
Y	0,283	0,057	µg/l	89%	-0,79
Z	0,360	0,07	µg/l	113%	0,94
AA	0,405	0,2	µg/l	127%	1,95
AB	0,278	0,0082	µg/l	87%	-0,90
AC	0,340	0,10	µg/l	107%	0,49
AD	<0,50		µg/l	•	
AE			µg/l		
AF	0,130 *		µg/l	41%	-4,22
AG	0,360	0,09	µg/l	113%	0,94
AH	0,283	0,043	µg/l	89%	-0,79
AI	0,315	0,047	µg/l	99%	-0,07
AJ	0,290	0,087	µg/l	91%	-0,63
AK	0,142 *	0,03	µg/l	45%	-3,95
AL	0,304	0,061	µg/l	96%	-0,31
AM	0,300	0,08	µg/l	94%	-0,40
AN	0,237		µg/l	75%	-1,82
AO	0,329	0,0473	µg/l	103%	0,25
AP			µg/l		
AQ	0,300	0,060	µg/l	94%	-0,40
AR			µg/l		
AS	0,300	0,12	µg/l	94%	-0,40
AT			µg/l		
AU	0,315	0,079	µg/l	99%	-0,07
AV	0,375	0,0492	µg/l	118%	1,28
AW			µg/l		

	All results	Outliers excl.	Unit
Mean ± CI(99%)	0,309 ± 0,026	0,318 ± 0,018	µg/l
Recov. ± CI(99%)	97,0 ± 8,0	100,1 ± 5,8	%
SD between labs	0,057	0,040	µg/l
RSD between labs	18,5	12,5	%
n for calculation	37	35	

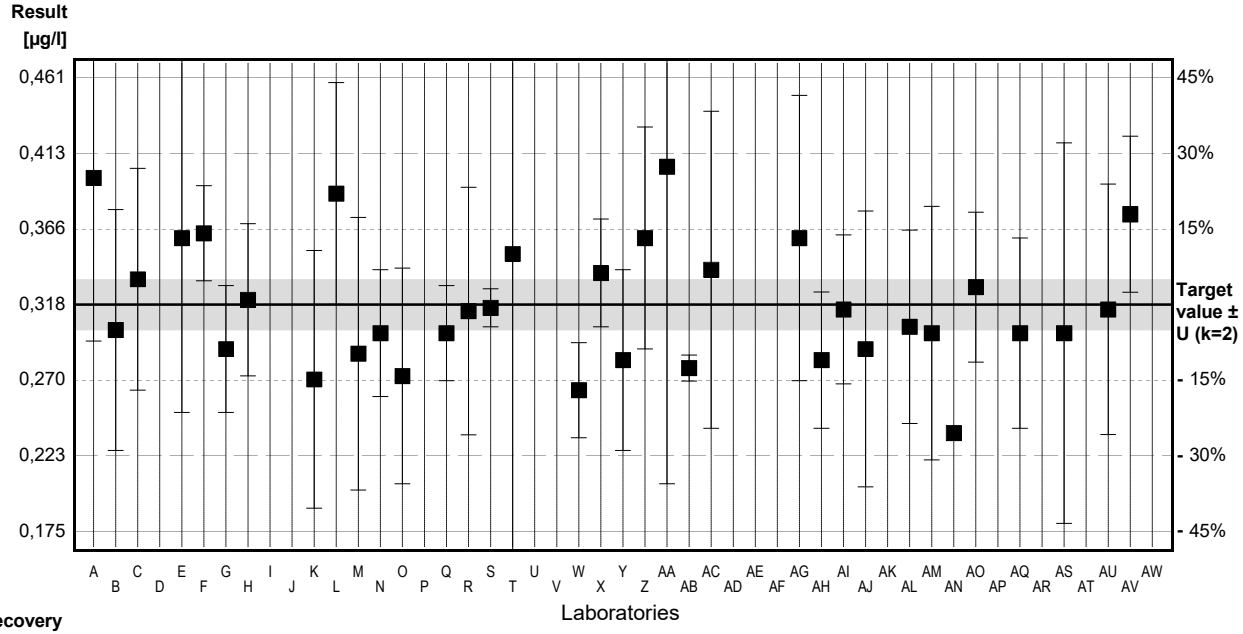

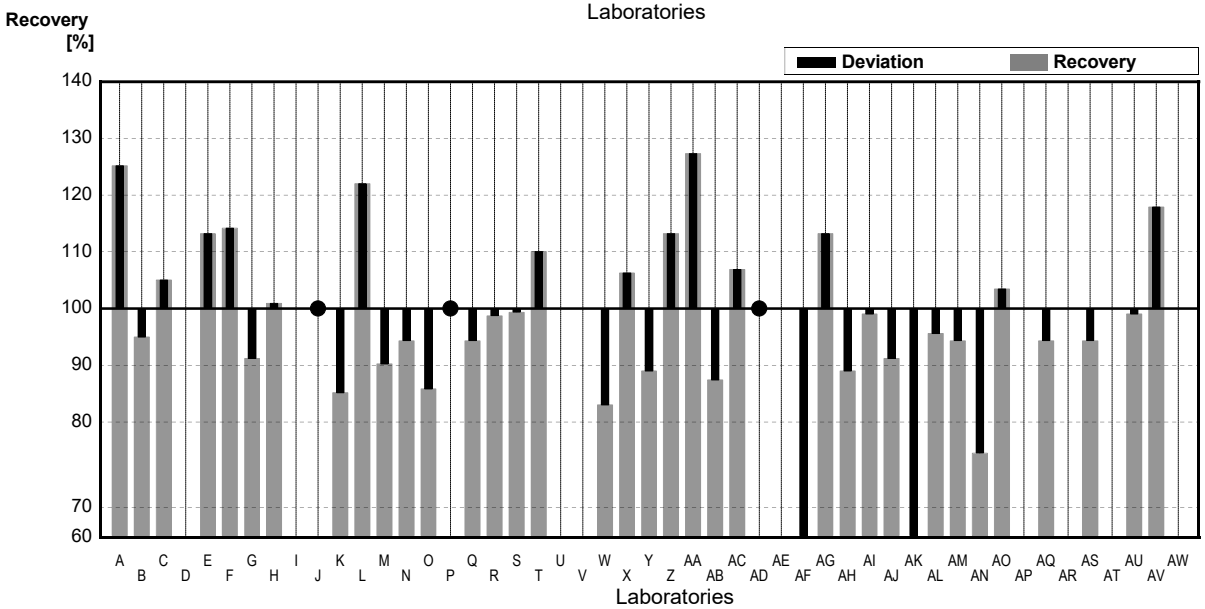

Sample C-CB07B
Parameter Bromodichloromethane

Target value	± U (k=2)	0,362 µg/l	±	0,018 µg/l
IFA result	± U (k=2)	0,370 µg/l	±	0,056 µg/l
Stability test	± U (k=2)	0,370 µg/l	±	0,056 µg/l

Lab Code	Result	±	Unit	Recovery	z-Score
A	0,496	0,13	µg/l	137%	2,64
B	0,362	0,091	µg/l	100%	0,00
C	0,360	0,076	µg/l	99%	-0,04
D			µg/l		
E	0,420	0,13	µg/l	116%	1,14
F	0,414	0,03	µg/l	114%	1,03
G	0,320	0,05	µg/l	88%	-0,83
H	0,383	0,057	µg/l	106%	0,41
I			µg/l		
J	<0,5		µg/l	•	
K	0,37531	0,11259	µg/l	104%	0,26
L	0,716 *	0,14	µg/l	198%	6,99
M	0,326	0,10	µg/l	90%	-0,71
N	0,400	0,050	µg/l	110%	0,75
O	0,325	0,081	µg/l	90%	-0,73
P	<0,50		µg/l	•	
Q	0,367	0,037	µg/l	101%	0,10
R	0,374	0,093	µg/l	103%	0,24
S	0,374	0,013	µg/l	103%	0,24
T	0,420	0,21	µg/l	116%	1,14
U			µg/l		
V			µg/l		
W	0,312	0,03	µg/l	86%	-0,99
X	0,393	0,039	µg/l	109%	0,61
Y	0,318	0,064	µg/l	88%	-0,87
Z	0,420	0,08	µg/l	116%	1,14
AA	0,335	0,2	µg/l	93%	-0,53
AB	0,249	0,0062	µg/l	69%	-2,23
AC	0,390	0,10	µg/l	108%	0,55
AD	<0,50		µg/l	•	
AE			µg/l		
AF	0,140 *		µg/l	39%	-4,38
AG	0,460	0,11	µg/l	127%	1,93
AH	0,338	0,051	µg/l	93%	-0,47
AI	0,368	0,055	µg/l	102%	0,12
AJ	0,353	0,106	µg/l	98%	-0,18
AK	0,222	0,04	µg/l	61%	-2,76
AL	0,353	0,071	µg/l	98%	-0,18
AM	0,400	0,100	µg/l	110%	0,75
AN	0,268		µg/l	74%	-1,85
AO	0,397	0,0571	µg/l	110%	0,69
AP			µg/l		
AQ	0,330	0,066	µg/l	91%	-0,63
AR			µg/l		
AS	0,350	0,14	µg/l	97%	-0,24
AT			µg/l		
AU	0,371	0,093	µg/l	102%	0,18
AV	0,450	0,0492	µg/l	124%	1,74
AW			µg/l		

	All results	Outliers excl.	Unit
Mean ± CI(99%)	0,369 ± 0,039	0,366 ± 0,026	µg/l
Recov. ± CI(99%)	101,9 ± 10,9	101,0 ± 7,2	%
SD between labs	0,088	0,056	µg/l
RSD between labs	23,9	15,4	%
n for calculation	37	35	

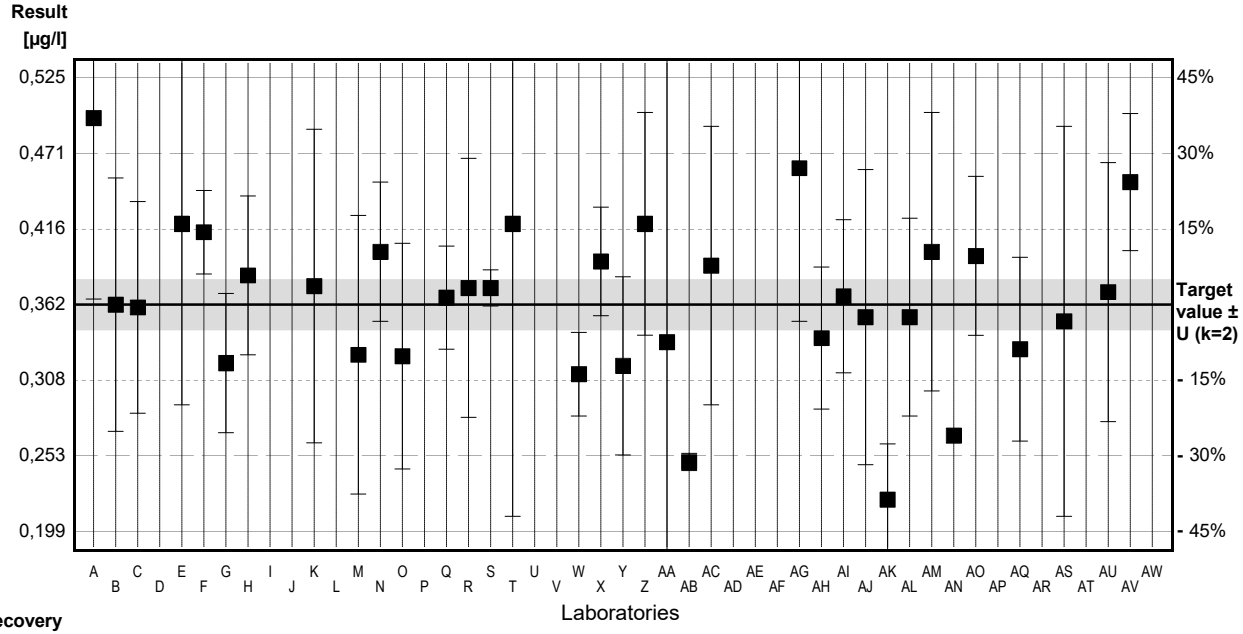

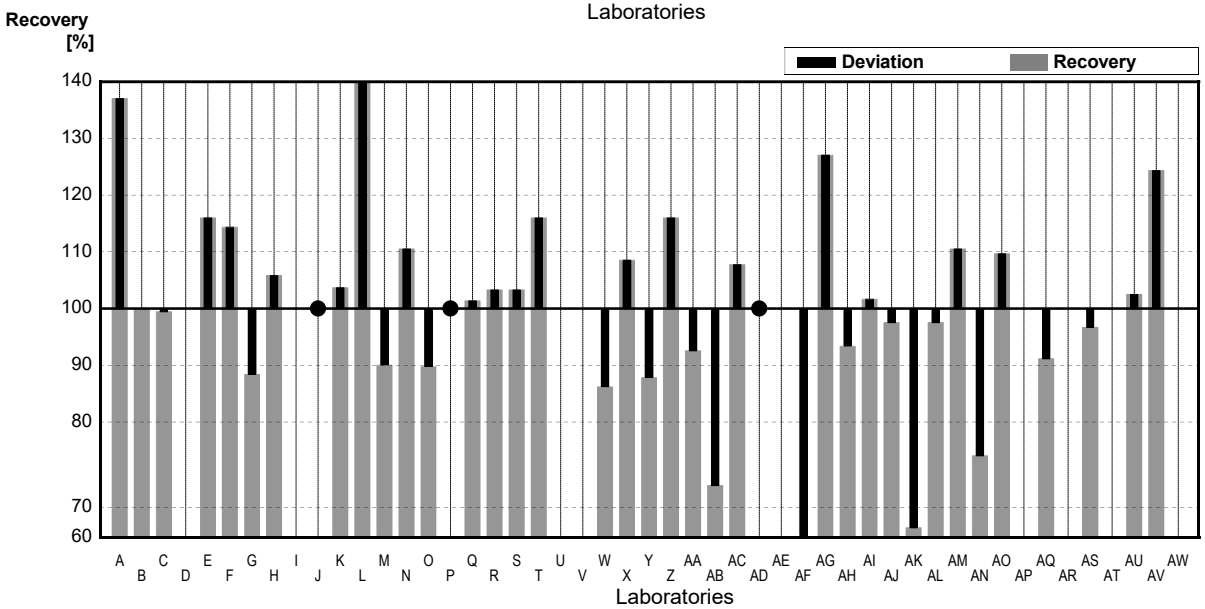

Sample C-CB07A
Parameter Dibromochloromethane

Target value	± U (k=2)	1,17 µg/l	±	0,06 µg/l
IFA result	± U (k=2)	1,17 µg/l	±	0,18 µg/l
Stability test	± U (k=2)	1,17 µg/l	±	0,18 µg/l

Lab Code	Result		±	Unit	Recovery	z-Score
A	1,41		0,368	µg/l	121%	1,47
B	1,130		0,294	µg/l	97%	-0,24
C	1,200		0,348	µg/l	103%	0,18
D				µg/l		
E	1,35		0,41	µg/l	115%	1,10
F	1,00		0,13	µg/l	85%	-1,04
G	1,10		0,17	µg/l	94%	-0,43
H	1,132		0,170	µg/l	97%	-0,23
I				µg/l		
J	0,91		0,21	µg/l	78%	-1,59
K	1,19658		0,35897	µg/l	102%	0,16
L	1,13		0,2	µg/l	97%	-0,24
M	0,907		0,272	µg/l	78%	-1,61
N	1,100		0,160	µg/l	94%	-0,43
O	1,044		0,198	µg/l	89%	-0,77
P	1,03		0,21	µg/l	88%	-0,85
Q	1,05		0,10	µg/l	90%	-0,73
R	1,13		0,293	µg/l	97%	-0,24
S	1,16		0,085	µg/l	99%	-0,06
T	1,27		0,71	µg/l	109%	0,61
U				µg/l		
V				µg/l		
W	1,09		0,11	µg/l	93%	-0,49
X	1,16		0,12	µg/l	99%	-0,06
Y	1,12		0,22	µg/l	96%	-0,31
Z	1,26		0,25	µg/l	108%	0,55
AA	1,59	*	0,3	µg/l	136%	2,56
AB	0,927		0,0170	µg/l	79%	-1,48
AC	1,06		0,20	µg/l	91%	-0,67
AD	1,04		0,20	µg/l	89%	-0,79
AE				µg/l		
AF	0,50	*		µg/l	43%	-4,09
AG	1,34		0,33	µg/l	115%	1,04
AH	1,077		0,162	µg/l	92%	-0,57
AI	1,17		0,18	µg/l	100%	0,00
AJ	1,08		0,32	µg/l	92%	-0,55
AK	1,01		0,20	µg/l	86%	-0,98
AL	1,102		0,220	µg/l	94%	-0,42
AM	1,00		0,25	µg/l	85%	-1,04
AN	0,956			µg/l	82%	-1,31
AO	1,19		0,198	µg/l	102%	0,12
AP				µg/l		
AQ	1,130		0,226	µg/l	97%	-0,24
AR				µg/l		
AS	1,08		0,43	µg/l	92%	-0,55
AT				µg/l		
AU	1,23		0,31	µg/l	105%	0,37
AV	1,170		0,0484	µg/l	100%	0,00
AW				µg/l		

	All results	Outliers excl.	Unit
Mean ± CI(99%)	1,11 ± 0,07	1,12 ± 0,05	µg/l
Recov. ± CI(99%)	95,2 ± 6,1	95,5 ± 4,4	%
SD between labs	0,17	0,12	µg/l
RSD between labs	15,1	10,4	%
n for calculation	40	38	

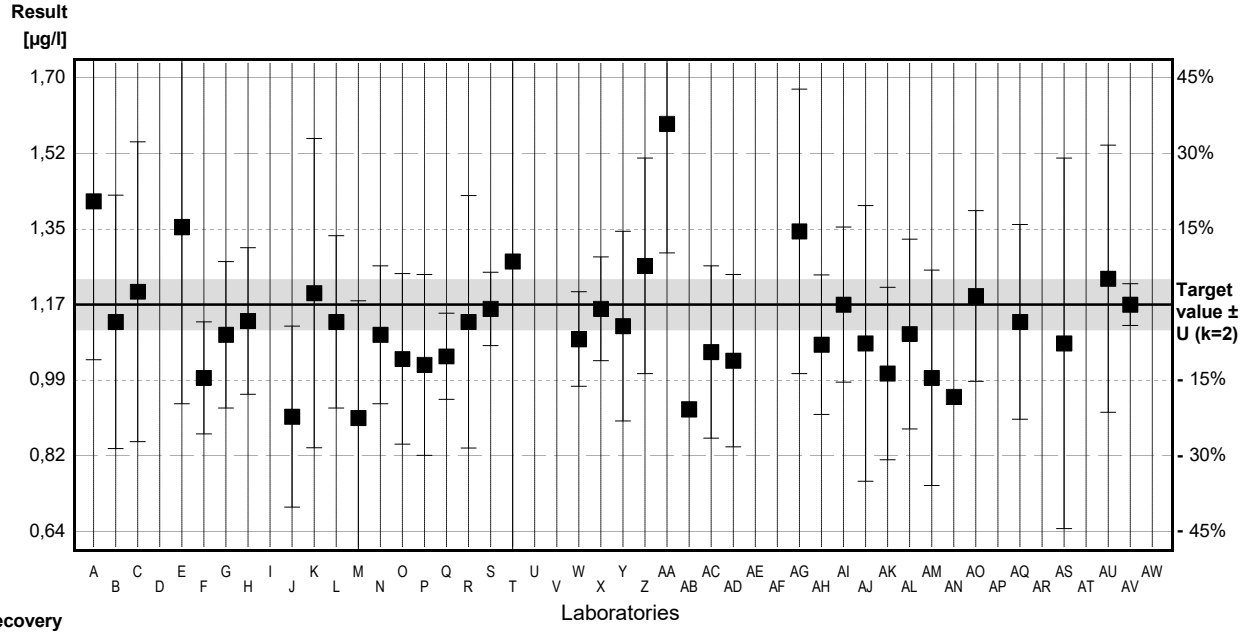

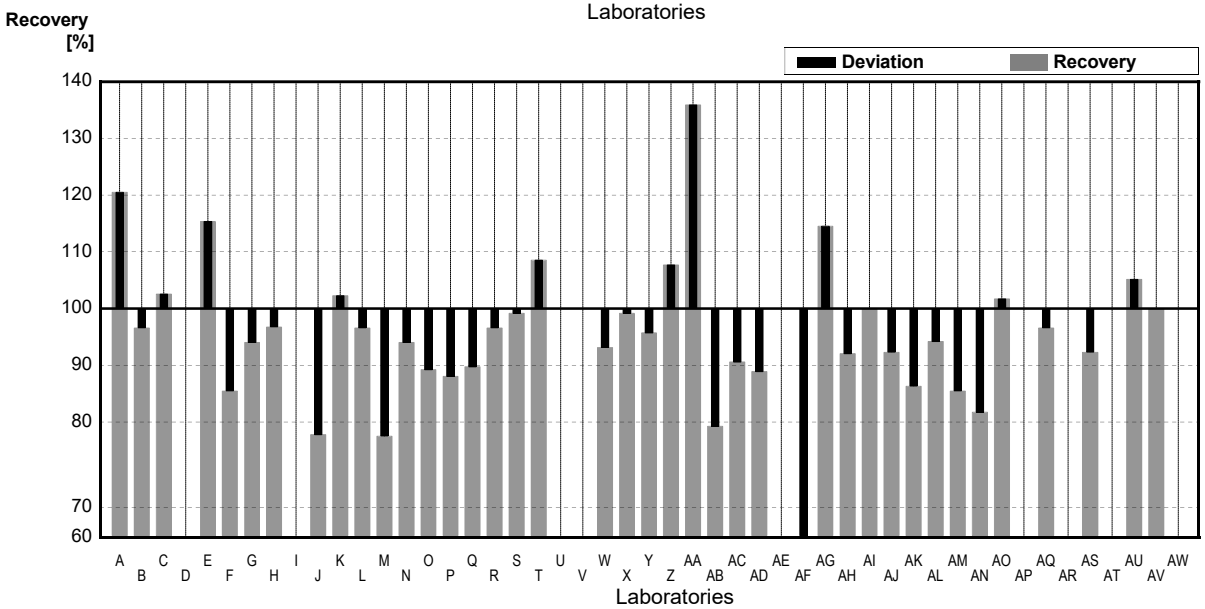

Sample C-CB07B

Parameter Dibromochloromethane

Target value	± U (k=2)	1,97 µg/l	±	0,10 µg/l
IFA result	± U (k=2)	1,98 µg/l	±	0,30 µg/l
Stability test	± U (k=2)	1,99 µg/l	±	0,30 µg/l

Lab Code	Result	±	Unit	Recovery	z-Score
A	2,69 *	0,70	µg/l	137%	2,61
B	2,405 *	0,625	µg/l	122%	1,58
C	1,835	0,532	µg/l	93%	-0,49
D			µg/l		
E	2,30	0,69	µg/l	117%	1,20
F	1,65	0,13	µg/l	84%	-1,16
G	1,80	0,27	µg/l	91%	-0,62
H	1,996	0,299	µg/l	101%	0,09
I			µg/l		
J	1,51	0,35	µg/l	77%	-1,67
K	2,10909	0,63273	µg/l	107%	0,50
L	1,43	0,28	µg/l	73%	-1,96
M	1,532	0,460	µg/l	78%	-1,59
N	1,900	0,270	µg/l	96%	-0,25
O	1,854	0,352	µg/l	94%	-0,42
P	1,83	0,55	µg/l	93%	-0,51
Q	1,86	0,19	µg/l	94%	-0,40
R	1,95	0,506	µg/l	99%	-0,07
S	2,12	0,08	µg/l	108%	0,54
T	2,12	1,19	µg/l	108%	0,54
U			µg/l		
V			µg/l		
W	1,94	0,19	µg/l	98%	-0,11
X	2,00	0,20	µg/l	102%	0,11
Y	1,84	0,37	µg/l	93%	-0,47
Z	2,15	0,43	µg/l	109%	0,65
AA	2,53 *	0,5	µg/l	128%	2,03
AB	1,70	0,0358	µg/l	86%	-0,98
AC	2,02	0,20	µg/l	103%	0,18
AD	1,59	0,32	µg/l	81%	-1,38
AE			µg/l		
AF	0,79 *		µg/l	40%	-4,28
AG	2,33	0,58	µg/l	118%	1,31
AH	1,872	0,281	µg/l	95%	-0,36
AI	1,97	0,30	µg/l	100%	0,00
AJ	1,81	0,54	µg/l	92%	-0,58
AK	1,80	0,36	µg/l	91%	-0,62
AL	1,912	0,382	µg/l	97%	-0,21
AM	1,80	0,45	µg/l	91%	-0,62
AN	1,60		µg/l	81%	-1,34
AO	1,98	0,329	µg/l	101%	0,04
AP			µg/l		
AQ	1,970	0,394	µg/l	100%	0,00
AR			µg/l		
AS	1,82	0,73	µg/l	92%	-0,54
AT			µg/l		
AU	2,16	0,54	µg/l	110%	0,69
AV	2,00	0,0484	µg/l	102%	0,11
AW			µg/l		

	All results	Outliers excl.	Unit
Mean ± CI(99%)	1,91 ± 0,14	1,89 ± 0,10	µg/l
Recov. ± CI(99%)	97,0 ± 7,0	96,0 ± 4,8	%
SD between labs	0,32	0,21	µg/l
RSD between labs	16,8	11,1	%
n for calculation	40	36	

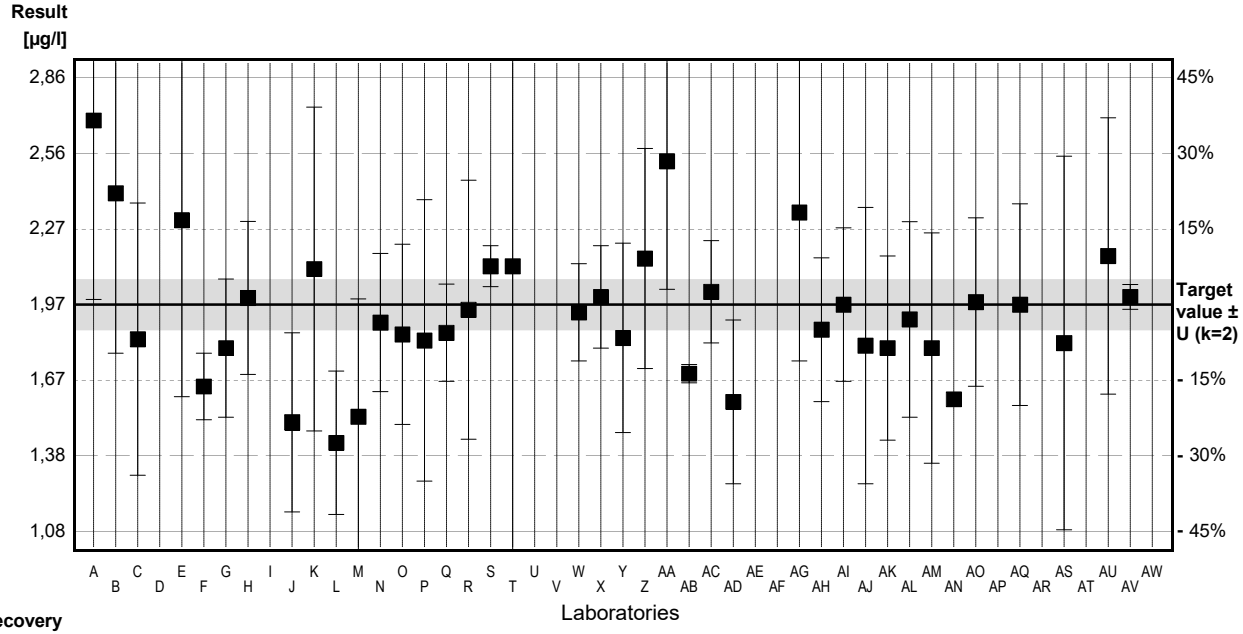

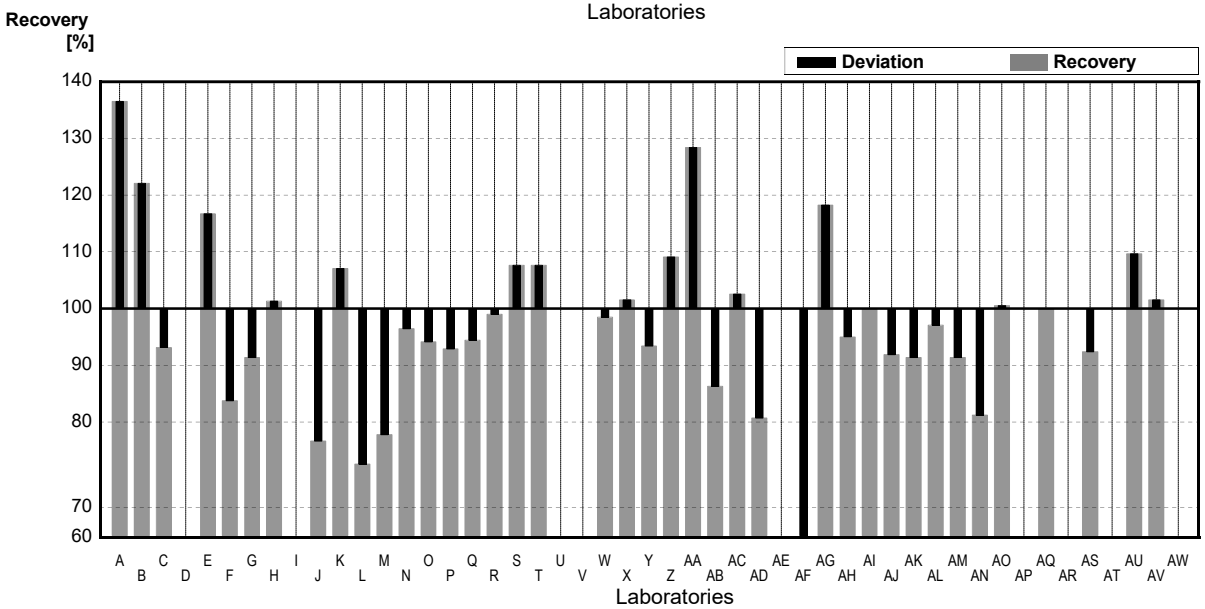

Sample C-CB07A
Parameter Dichloromethane

Target value	<0,6 µg/l
IFA result	<0,3 µg/l
Stability test	<0,3 µg/l

Lab Code	Result	±	Unit	Recovery	z-Score
A	<0,1	0,03	µg/l	•	
B	<0,25	0,073	µg/l	•	
C			µg/l		
D	<0,4		µg/l	•	
E	<0,1		µg/l	•	
F	0,233	0,08	µg/l	•	
G	<0,10		µg/l	•	
H	0,352	0,053	µg/l	•	
I	<1,00	0,15	µg/l	•	
J	<1,0		µg/l	•	
K	<0,2000	0,06000	µg/l	•	
L	<5	1	µg/l	•	
M	<0,2		µg/l	•	
N	<0,1		µg/l	•	
O			µg/l		
P	<0,50		µg/l	•	
Q	<0,5		µg/l	•	
R	<0,020		µg/l	•	
S	<0,05		µg/l	•	
T	<0,01		µg/l	•	
U	<0,2		µg/l	•	
V			µg/l		
W	<0,5		µg/l	•	
X	<0,100		µg/l	•	
Y	<0,5		µg/l	•	
Z	<0,05		µg/l	•	
AA	<1		µg/l	•	
AB	<0,10		µg/l	•	
AC	n.a.		µg/l		
AD	0,442	0,14	µg/l	•	
AE			µg/l		
AF	<0,10		µg/l	•	
AG	<0,05	0,01	µg/l	•	
AH	<0,100		µg/l	•	
AI	<0,5		µg/l	•	
AJ	<0,1		µg/l	•	
AK	<ng		µg/l		
AL	<0,015		µg/l	•	
AM	<1,5		µg/l	•	
AN			µg/l		
AO	<2		µg/l	•	
AP			µg/l		
AQ	<0,030		µg/l	•	
AR	<1,00		µg/l	•	
AS	<1,0		µg/l	•	
AT			µg/l		
AU	<0,2		µg/l	•	
AV	<0,500	0,0500	µg/l	•	
AW	3,16	0,948	µg/l	FP	

	All results	Outliers excl.	Unit
Mean ± CI(99%)			µg/l
Recov. ± CI(99%)			%
SD between labs			µg/l
RSD between labs			%
n for calculation			

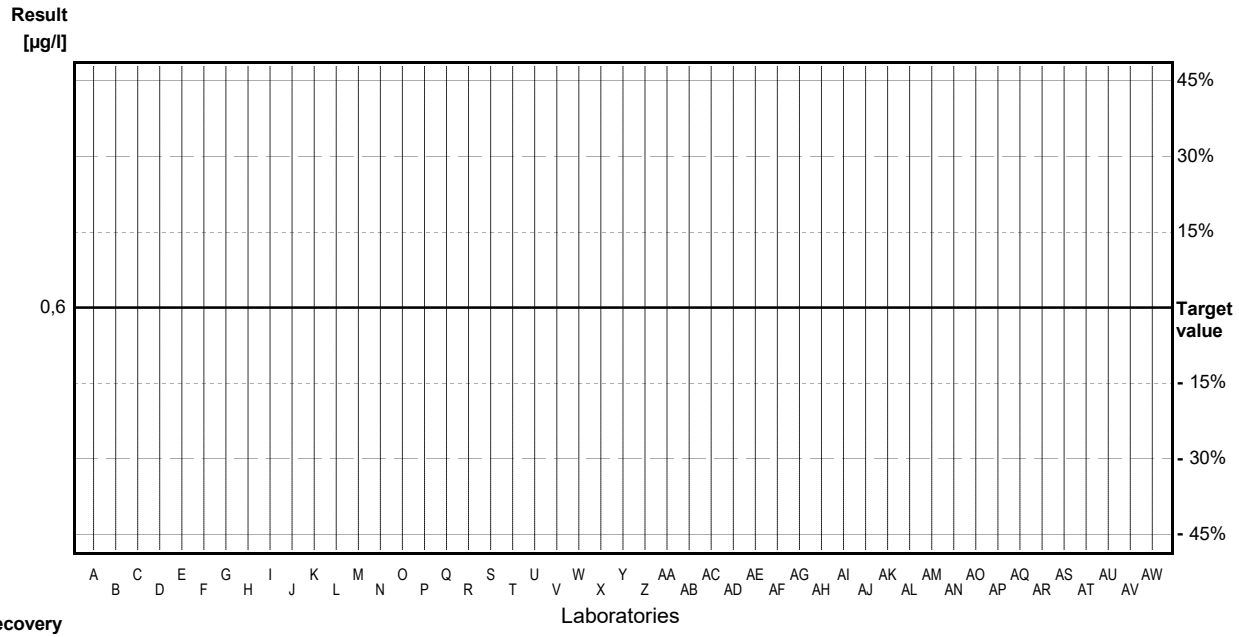

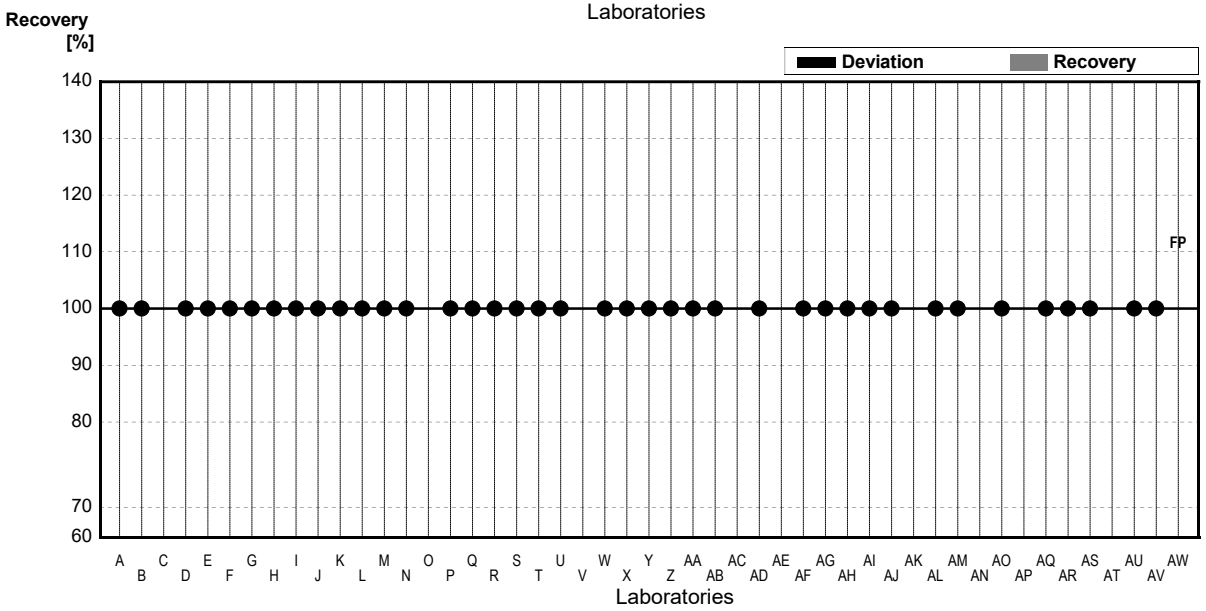

Sample C-CB07B
Parameter Dichloromethane

Target value ± U (k=2)	3,23	µg/l	±	0,16	µg/l
IFA result ± U (k=2)	3,30	µg/l	±	0,50	µg/l
Stability test ± U (k=2)	3,24	µg/l	±	0,49	µg/l

Lab Code	Result	±	Unit	Recovery	z-Score
A	4,44	1,15	µg/l	137%	2,88
B	3,220	0,934	µg/l	100%	-0,02
C			µg/l		
D	5,6 *	0,14	µg/l	173%	5,64
E	3,65	1,1	µg/l	113%	1,00
F	3,22	0,07	µg/l	100%	-0,02
G	2,90	0,44	µg/l	90%	-0,79
H	3,489	0,523	µg/l	108%	0,62
I	2,46	0,369	µg/l	76%	-1,83
J	3,14	1,08	µg/l	97%	-0,21
K	3,68004	1,10401	µg/l	114%	1,07
L	3,38	0,6	µg/l	105%	0,36
M	<0,2		µg/l	FN	
N	3,400	0,630	µg/l	105%	0,40
O			µg/l		
P	3,45	0,69	µg/l	107%	0,52
Q	3,12	0,31	µg/l	97%	-0,26
R	3,77	0,942	µg/l	117%	1,29
S	3,24	0,112	µg/l	100%	0,02
T	3,07	1,03	µg/l	95%	-0,38
U	3,14		µg/l	97%	-0,21
V	3,35	0,85	µg/l	104%	0,29
W	2,97	0,3	µg/l	92%	-0,62
X	3,70	0,37	µg/l	115%	1,12
Y	3,22	0,64	µg/l	100%	-0,02
Z	3,91	0,78	µg/l	121%	1,62
AA	3,74	0,7	µg/l	116%	1,21
AB	3,35	0,1550	µg/l	104%	0,29
AC	n.a.		µg/l		
AD	4,48	0,90	µg/l	139%	2,98
AE			µg/l		
AF	1,29 *		µg/l	40%	-4,62
AG	4,22	1,06	µg/l	131%	2,36
AH	2,856	0,428	µg/l	88%	-0,89
AI	3,38	0,51	µg/l	105%	0,36
AJ	6,23 *	1,87	µg/l	193%	7,14
AK	2,88	0,58	µg/l	89%	-0,83
AL	3,459	0,830	µg/l	107%	0,55
AM	3,20	0,8	µg/l	99%	-0,07
AN			µg/l		
AO	3,56	0,723	µg/l	110%	0,79
AP			µg/l		
AQ	3,450	0,690	µg/l	107%	0,52
AR	2,67	0,097	µg/l	83%	-1,33
AS	2,16	0,86	µg/l	67%	-2,55
AT			µg/l		
AU	4,06	1,01	µg/l	126%	1,98
AV	3,96	0,0500	µg/l	123%	1,74
AW	5,1 *	1,53	µg/l	158%	4,45

	All results	Outliers excl.	Unit
Mean ± CI(99%)	3,50 ± 0,36	3,39 ± 0,22	µg/l
Recov. ± CI(99%)	108,4 ± 11,1	104,9 ± 6,9	%
SD between labs	0,85	0,50	µg/l
RSD between labs	24,2	14,7	%
n for calculation	41	37	

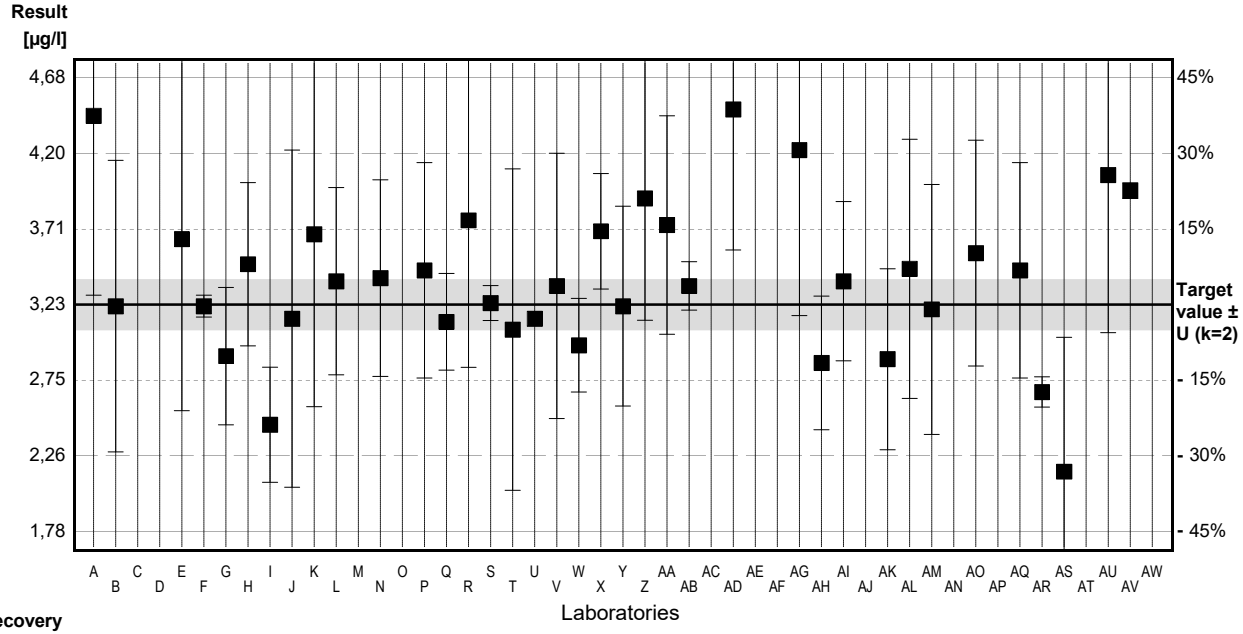

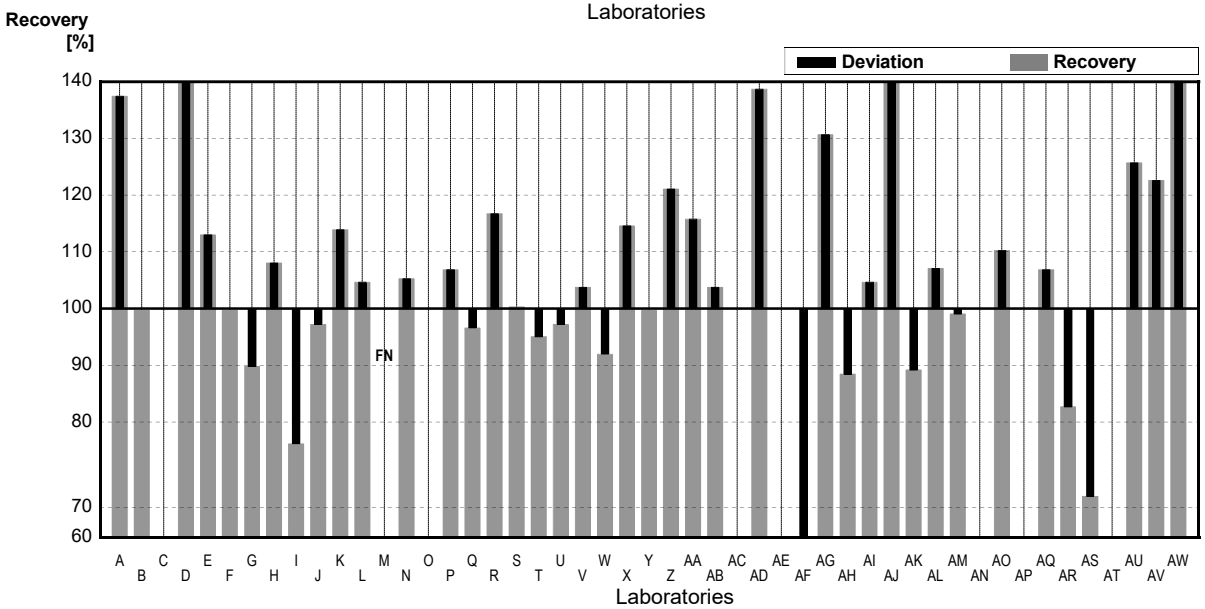

Sample C-CB07A
Parameter 1,2-Dichloroethane

Target value	± U (k=2)	0,86 µg/l	±	0,04 µg/l
IFA result	± U (k=2)	0,83 µg/l	±	0,12 µg/l
Stability test	± U (k=2)	0,84 µg/l	±	0,13 µg/l

Lab Code	Result		±	Unit	Recovery	z-Score
A	1,02		0,267	µg/l	119%	1,43
B	0,810		0,275	µg/l	94%	-0,45
C	1,036		0,321	µg/l	120%	1,57
D	1,20		0,03	µg/l	140%	3,04
E	0,890		0,27	µg/l	103%	0,27
F	0,68		0,09	µg/l	79%	-1,61
G	0,88		0,13	µg/l	102%	0,18
H	0,889		0,133	µg/l	103%	0,26
I	0,91		0,136	µg/l	106%	0,45
J	0,86		0,14	µg/l	100%	0,00
K	0,80209		0,24063	µg/l	93%	-0,52
L	0,61		0,12	µg/l	71%	-2,24
M	<0,2			µg/l	FN	
N	0,800		0,170	µg/l	93%	-0,54
O				µg/l		
P	0,827		0,17	µg/l	96%	-0,30
Q	0,833		0,08	µg/l	97%	-0,24
R	0,899		0,216	µg/l	105%	0,35
S	0,808		0,083	µg/l	94%	-0,47
T	0,79		0,19	µg/l	92%	-0,63
U	0,583			µg/l	68%	-2,48
V				µg/l		
W	0,64		0,06	µg/l	74%	-1,97
X	0,72		0,07	µg/l	84%	-1,25
Y	0,940		0,188	µg/l	109%	0,72
Z	0,98		0,20	µg/l	114%	1,07
AA	1,27	*	0,3	µg/l	148%	3,67
AB	0,896		0,0206	µg/l	104%	0,32
AC	0,98		0,15	µg/l	114%	1,07
AD	0,749		0,15	µg/l	87%	-0,99
AE				µg/l		
AF	0,422	*		µg/l	49%	-3,92
AG	1,05		0,26	µg/l	122%	1,70
AH	0,762		0,114	µg/l	89%	-0,88
AI	0,823		0,123	µg/l	96%	-0,33
AJ	1,04		0,31	µg/l	121%	1,61
AK	0,75		0,15	µg/l	87%	-0,98
AL	0,823		0,181	µg/l	96%	-0,33
AM	0,80		0,34	µg/l	93%	-0,54
AN	1,20			µg/l	140%	3,04
AO	1,02		0,149	µg/l	119%	1,43
AP	0,8605		0,244	µg/l	100%	0,00
AQ	0,890		0,178	µg/l	103%	0,27
AR				µg/l		
AS	0,67		0,27	µg/l	78%	-1,70
AT				µg/l		
AU	0,816		0,197	µg/l	95%	-0,39
AV	0,865		0,0615	µg/l	101%	0,04
AW	1,04		0,312	µg/l	121%	1,61

	All results	Outliers excl.	Unit
Mean ± CI(99%)	0,86 ± 0,07	0,86 ± 0,06	µg/l
Recov. ± CI(99%)	100,4 ± 7,9	100,5 ± 6,9	%
SD between labs	0,17	0,14	µg/l
RSD between labs	19,2	16,3	%
n for calculation	43	41	

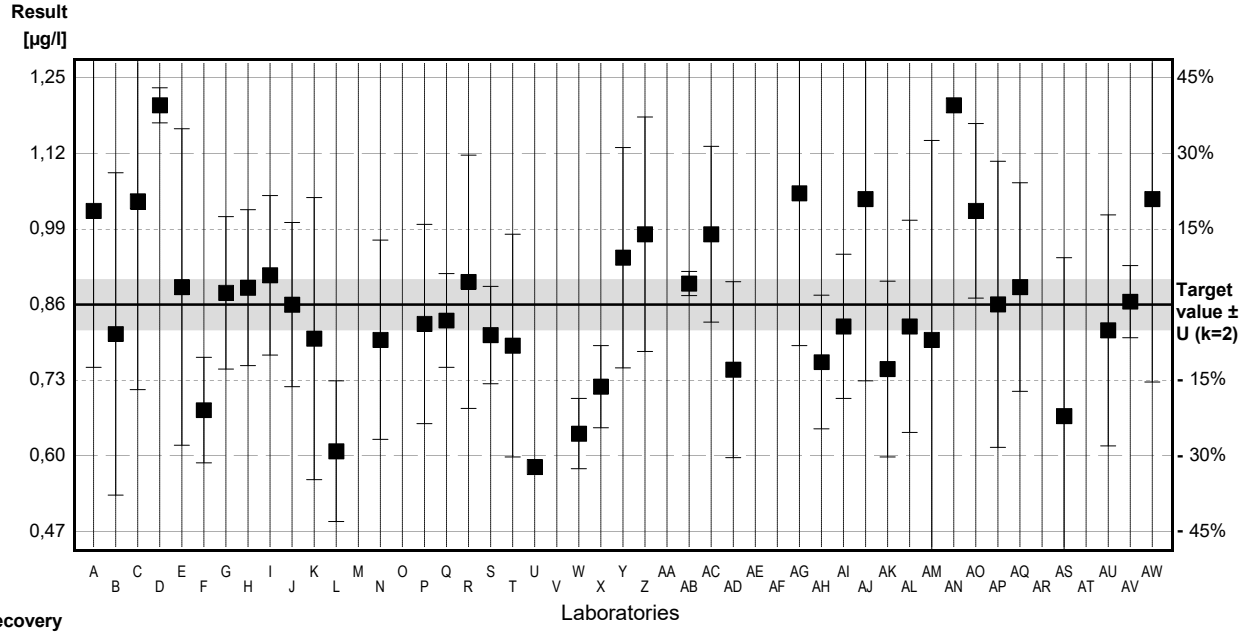

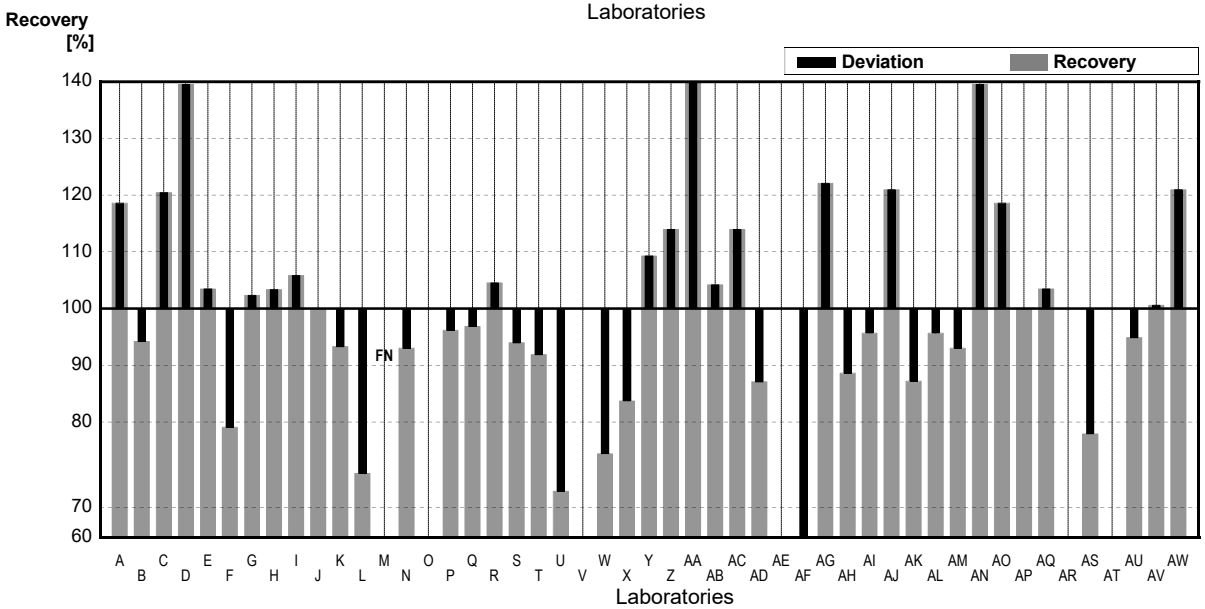

Sample C-CB07B
Parameter 1,2-Dichloroethane

Target value	± U (k=2)	2,10 µg/l	±	0,11 µg/l
IFA result	± U (k=2)	2,04 µg/l	±	0,31 µg/l
Stability test	± U (k=2)	2,05 µg/l	±	0,31 µg/l

Lab Code	Result	±	Unit	Recovery	z-Score
A	2,65	0,69	µg/l	126%	2,01
B	2,470	0,840	µg/l	118%	1,36
C	2,346	0,727	µg/l	112%	0,90
D	3,43 *	0,09	µg/l	163%	4,87
E	2,30	0,69	µg/l	110%	0,73
F	1,98	0,09	µg/l	94%	-0,44
G	2,10	0,32	µg/l	100%	0,00
H	2,262	0,339	µg/l	108%	0,59
I	1,74	0,261	µg/l	83%	-1,32
J	2,15	0,34	µg/l	102%	0,18
K	2,11242	0,63372	µg/l	101%	0,05
L	4,385 *	0,8	µg/l	209%	8,37
M	<0,2		µg/l	FN	
N	2,100	0,420	µg/l	100%	0,00
O			µg/l		
P	2,21	0,66	µg/l	105%	0,40
Q	2,06	0,21	µg/l	98%	-0,15
R	2,12	0,508	µg/l	101%	0,07
S	2,10	0,102	µg/l	100%	0,00
T	1,94	0,47	µg/l	92%	-0,59
U	1,50		µg/l	71%	-2,20
V			µg/l		
W	1,96	0,2	µg/l	93%	-0,51
X	1,69	0,17	µg/l	80%	-1,50
Y	2,01	0,40	µg/l	96%	-0,33
Z	2,55	0,51	µg/l	121%	1,65
AA	2,63	0,5	µg/l	125%	1,94
AB	2,11	0,0877	µg/l	100%	0,04
AC	2,30	0,20	µg/l	110%	0,73
AD	2,19	0,44	µg/l	104%	0,33
AE			µg/l		
AF	0,89 *		µg/l	42%	-4,43
AG	2,65	0,66	µg/l	126%	2,01
AH	1,945	0,292	µg/l	93%	-0,57
AI	2,12	0,32	µg/l	101%	0,07
AJ	2,72	0,82	µg/l	130%	2,27
AK	1,74	0,35	µg/l	83%	-1,32
AL	2,048	0,451	µg/l	98%	-0,19
AM	2,10	0,88	µg/l	100%	0,00
AN	3,06 *		µg/l	146%	3,52
AO	2,19	0,320	µg/l	104%	0,33
AP	2,09	0,244	µg/l	100%	-0,04
AQ	2,200	0,440	µg/l	105%	0,37
AR			µg/l		
AS	1,70	0,68	µg/l	81%	-1,47
AT			µg/l		
AU	1,93	0,47	µg/l	92%	-0,62
AV	2,19	0,0615	µg/l	104%	0,33
AW	2,84	0,852	µg/l	135%	2,71

	All results	Outliers excl.	Unit
Mean ± CI(99%)	2,23 ± 0,22	2,15 ± 0,13	µg/l
Recov. ± CI(99%)	106,1 ± 10,5	102,6 ± 6,1	%
SD between labs	0,54	0,30	µg/l
RSD between labs	24,1	13,7	%
n for calculation	43	39	

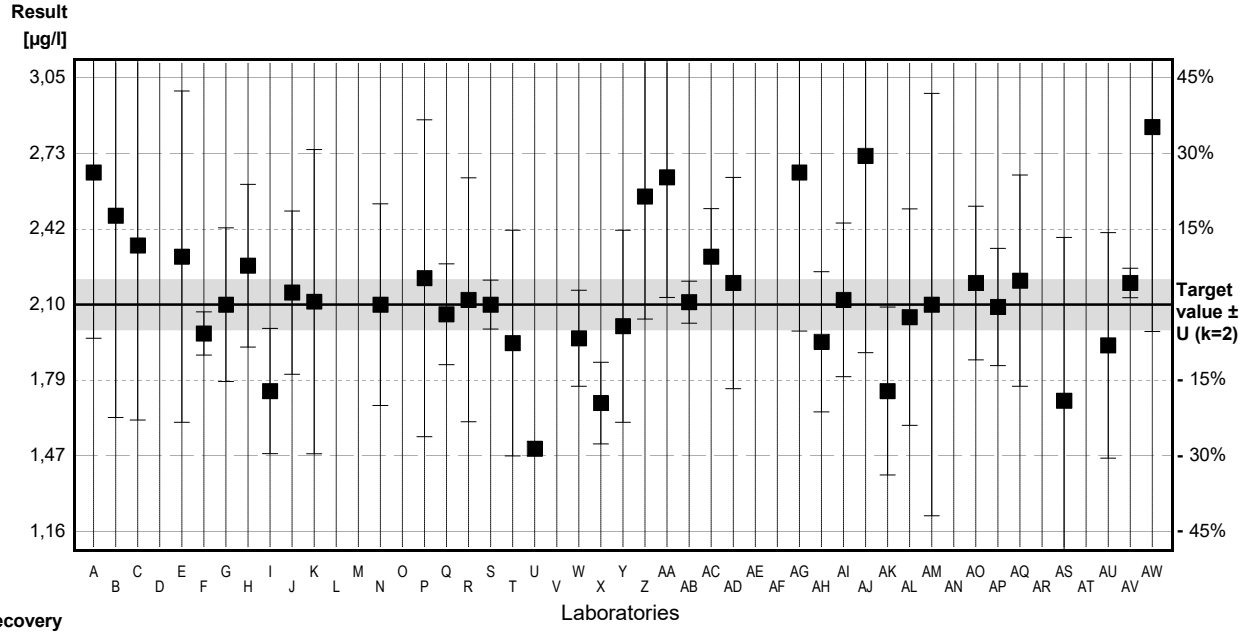

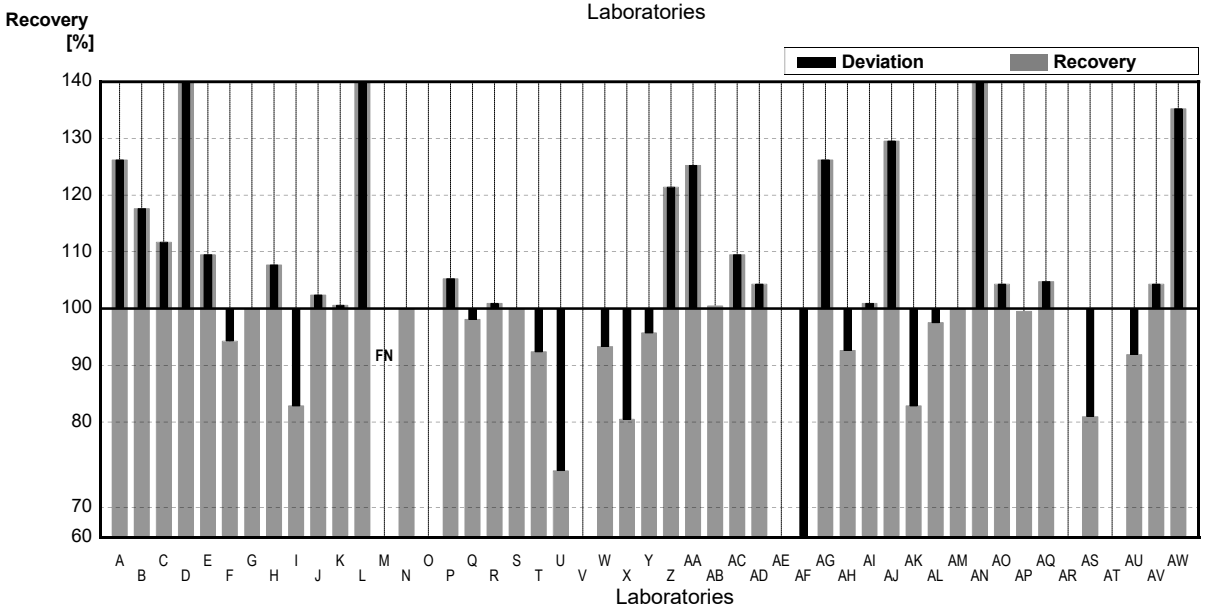

Sample C-CB07A

Parameter cis-1,2-Dichloroethene

Target value	± U (k=2)	0,56 µg/l	±	0,03 µg/l
IFA result	± U (k=2)	0,53 µg/l	±	0,08 µg/l
Stability test	± U (k=2)	0,54 µg/l	±	0,08 µg/l

Lab Code	Result	±	Unit	Recovery	z-Score
A	0,592	0,154	µg/l	106%	0,41
B	0,449	0,103	µg/l	80%	-1,42
C			µg/l		
D	0,73	0,14	µg/l	130%	2,17
E	0,655	0,20	µg/l	117%	1,21
F	0,72	0,10	µg/l	129%	2,04
G	0,440	0,07	µg/l	79%	-1,53
H			µg/l		
I	0,54	0,081	µg/l	96%	-0,26
J	<0,5		µg/l	FN	
K	0,60835	0,18251	µg/l	109%	0,62
L	0,420	0,08	µg/l	75%	-1,79
M	0,475	0,143	µg/l	85%	-1,08
N	0,400	0,060	µg/l	71%	-2,04
O			µg/l		
P	0,544	0,11	µg/l	97%	-0,20
Q	0,523	0,05	µg/l	93%	-0,47
R	0,539	0,092	µg/l	96%	-0,27
S	0,513	0,054	µg/l	92%	-0,60
T	0,480	0,13	µg/l	86%	-1,02
U			µg/l		
V	0,580	0,10	µg/l	104%	0,26
W	0,453	0,05	µg/l	81%	-1,36
X	0,56	0,06	µg/l	100%	0,00
Y	0,507	0,101	µg/l	91%	-0,68
Z	0,59	0,12	µg/l	105%	0,38
AA	0,815	0,2	µg/l	146%	3,25
AB	0,628	0,0181	µg/l	112%	0,87
AC	n.a.		µg/l		
AD	0,643	0,12	µg/l	115%	1,06
AE			µg/l		
AF	0,256		µg/l	46%	-3,88
AG	0,70	0,18	µg/l	125%	1,79
AH	0,461	0,138	µg/l	82%	-1,26
AI	0,481	0,072	µg/l	86%	-1,01
AJ	0,458	0,137	µg/l	82%	-1,30
AK	0,493	0,1	µg/l	88%	-0,85
AL	0,512	0,108	µg/l	91%	-0,61
AM	0,60		µg/l	107%	0,51
AN			µg/l		
AO	0,624	0,158	µg/l	111%	0,82
AP			µg/l		
AQ	0,530	0,106	µg/l	95%	-0,38
AR	0,537	0,042	µg/l	96%	-0,29
AS	0,230 *	0,09	µg/l	41%	-4,21
AT			µg/l		
AU	0,522	0,096	µg/l	93%	-0,48
AV	0,565	0,0430	µg/l	101%	0,06
AW			µg/l		

	All results	Outliers excl.	Unit
Mean ± CI(99%)	0,54 ± 0,05	0,54 ± 0,05	µg/l
Recov. ± CI(99%)	95,7 ± 9,1	97,2 ± 8,4	%
SD between labs	0,12	0,10	µg/l
RSD between labs	21,5	19,2	%
n for calculation	38	37	

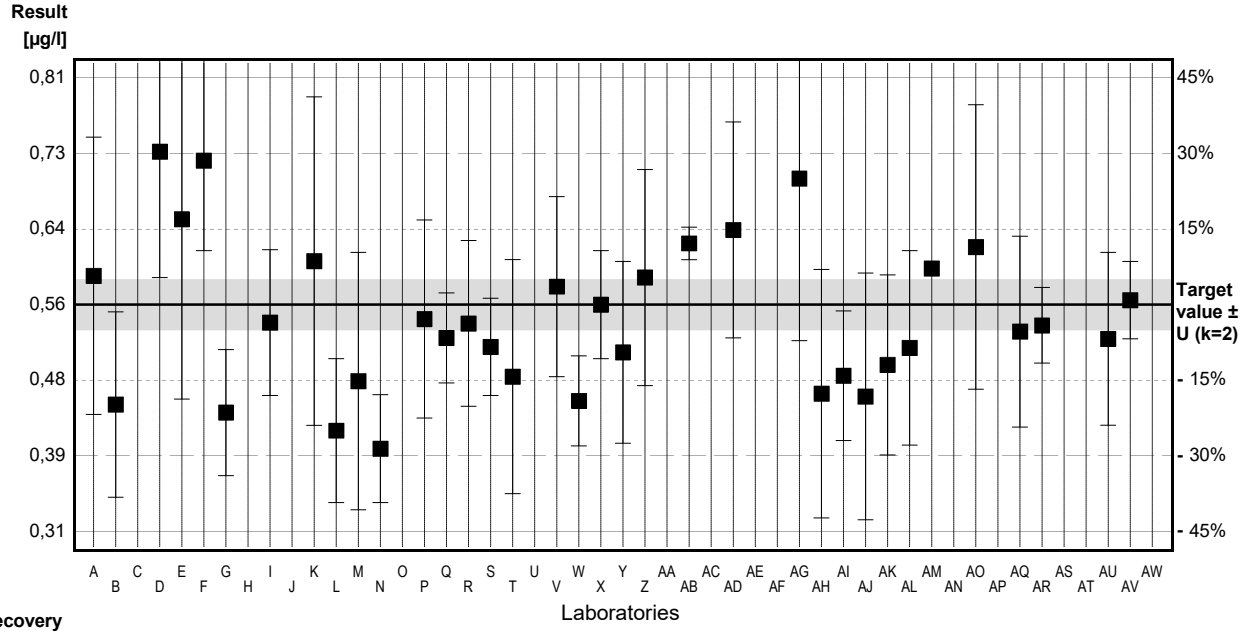

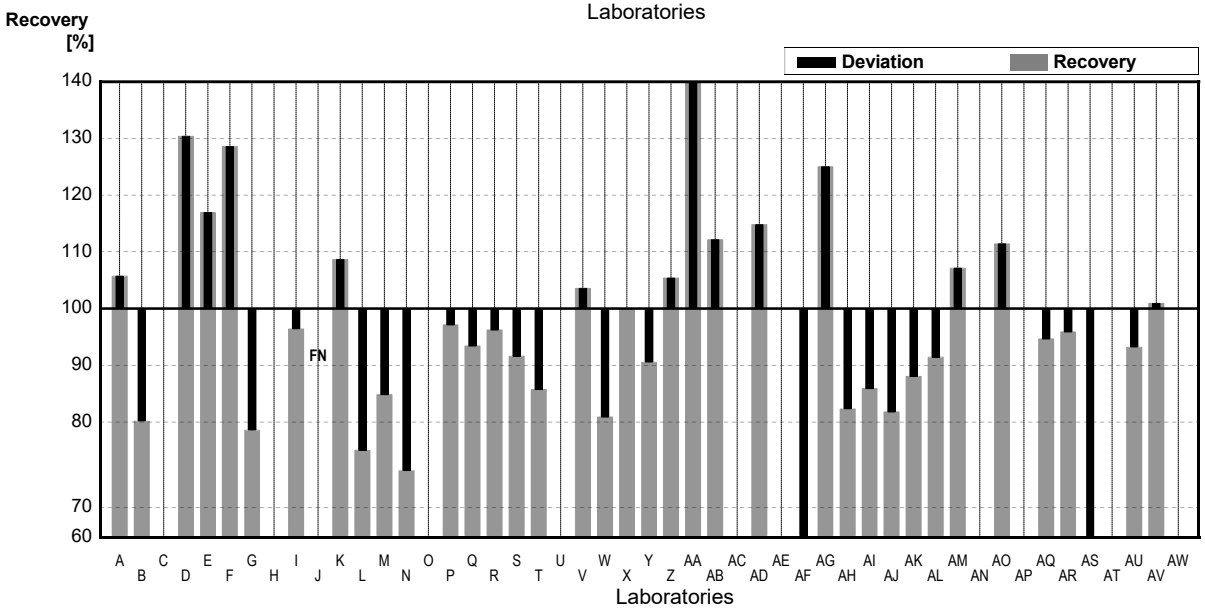

Sample C-CB07B
Parameter cis-1,2-Dichloroethene

Target value	<0,06	µg/l
IFA result	<0,03	µg/l
Stability test	<0,03	µg/l

Lab Code	Result	±	Unit	Recovery	z-Score
A	<0,1	0,03	µg/l	•	
B	<0,05	0,012	µg/l	•	
C			µg/l		
D	<0,7		µg/l	•	
E	<0,1		µg/l	•	
F	<0,423	0,10	µg/l	•	
G	<0,10		µg/l	•	
H			µg/l		
I	<0,15	0,0225	µg/l	•	
J	<0,5		µg/l	•	
K	<0,0200	0,06000	µg/l	•	
L	<1	0,2	µg/l	•	
M	0,809	0,243	µg/l	FP	
N	<0,1		µg/l	•	
O			µg/l		
P	<0,50		µg/l	•	
Q	<0,2		µg/l	•	
R	<0,020		µg/l	•	
S	<0,05		µg/l	•	
T	n.n.		µg/l		
U			µg/l		
V			µg/l		
W	<0,5		µg/l	•	
X	<0,100		µg/l	•	
Y	<0,5		µg/l	•	
Z	<0,05		µg/l	•	
AA	<1		µg/l	•	
AB	<0,10		µg/l	•	
AC	n.a.		µg/l		
AD	1,13	0,23	µg/l	FP	
AE			µg/l		
AF	<0,10		µg/l	•	
AG	<0,05	0,01	µg/l	•	
AH	<0,100		µg/l	•	
AI	<0,5		µg/l	•	
AJ	<0,1		µg/l	•	
AK	<ng		µg/l		
AL	<0,015		µg/l	•	
AM	<0,75		µg/l	•	
AN			µg/l		
AO	<0,5		µg/l	•	
AP			µg/l		
AQ	<0,130		µg/l	•	
AR	<1,00		µg/l	•	
AS	0,57	0,23	µg/l	FP	
AT			µg/l		
AU	<0,1		µg/l	•	
AV	<0,500	0,0430	µg/l	•	
AW			µg/l		

	All results	Outliers excl.	Unit
Mean ± CI(99%)			µg/l
Recov. ± CI(99%)			%
SD between labs			µg/l
RSD between labs			%
n for calculation			

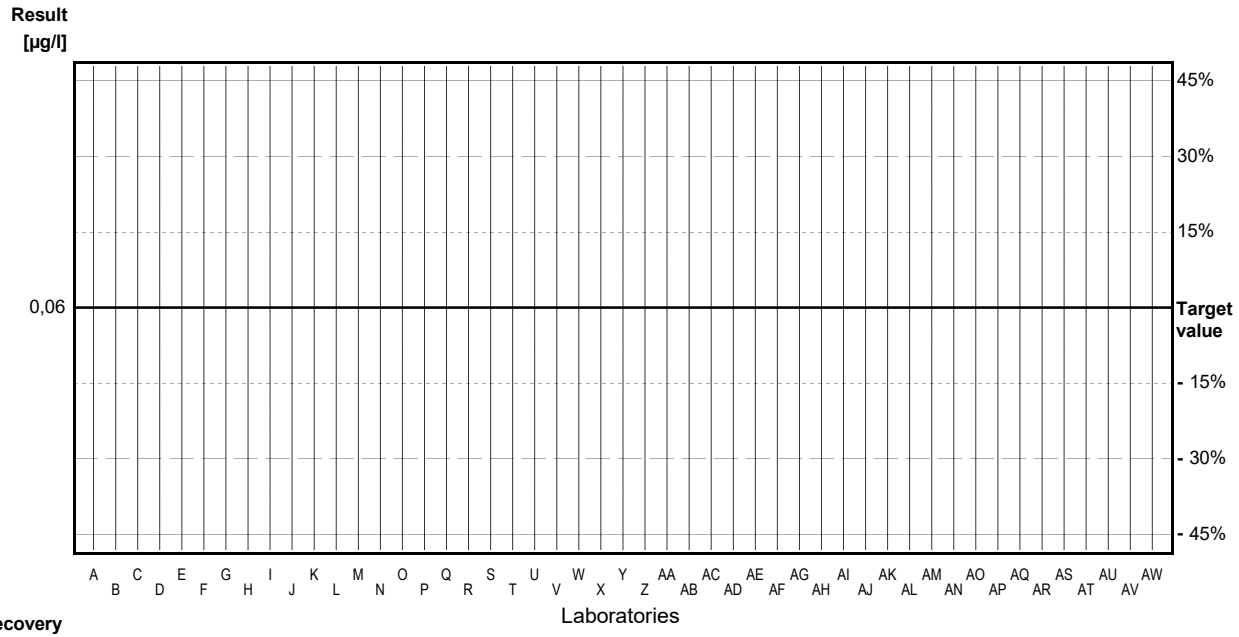

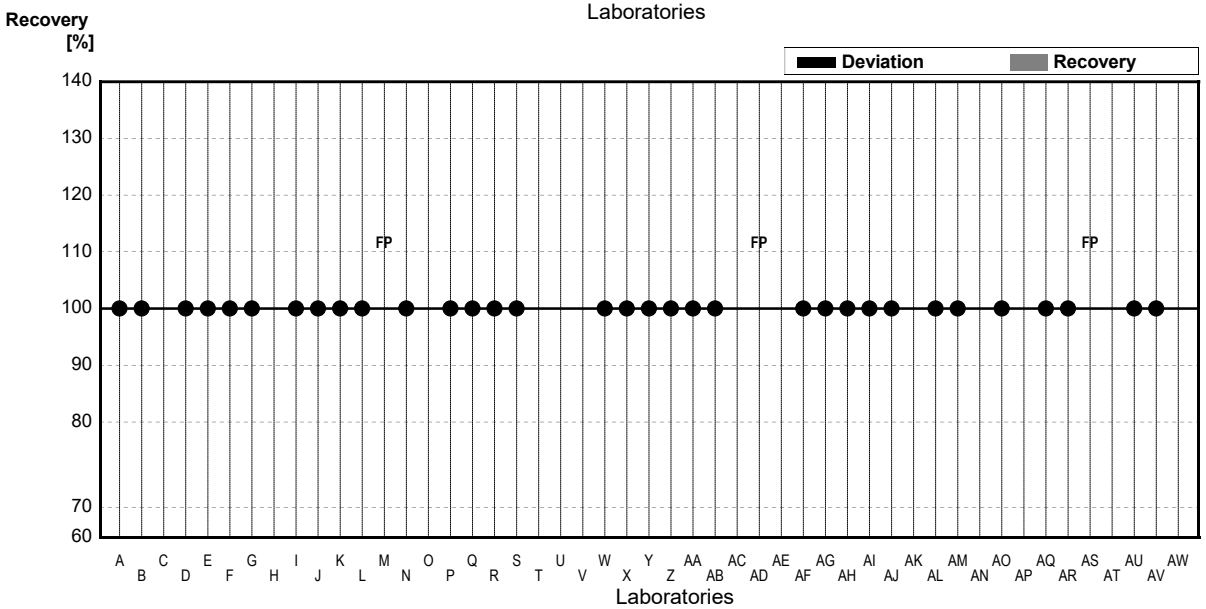

Sample C-CB07A

Parameter trans-1,2-Dichloroethene

Target value	± U (k=2)	0,340 µg/l	±	0,017 µg/l
IFA result	± U (k=2)	0,320 µg/l	±	0,048 µg/l
Stability test	± U (k=2)	0,330 µg/l	±	0,050 µg/l

Lab Code	Result	±	Unit	Recovery	z-Score
A	0,443	0,115	µg/l	130%	2,33
B	0,291	0,076	µg/l	86%	-1,11
C			µg/l		
D	1,27 *	0,02	µg/l	374%	21,04
E	0,330	0,1	µg/l	97%	-0,23
F	0,255	0,19	µg/l	75%	-1,92
G	0,300	0,05	µg/l	88%	-0,90
H			µg/l		
I	0,386	0,057	µg/l	114%	1,04
J	<0,5		µg/l	•	
K	0,37205	0,11161	µg/l	109%	0,73
L	0,280	0,06	µg/l	82%	-1,36
M	<0,2		µg/l	FN	
N	0,300	0,040	µg/l	88%	-0,90
O			µg/l		
P	<0,50		µg/l	•	
Q	0,330	0,03	µg/l	97%	-0,23
R	0,318	0,070	µg/l	94%	-0,50
S	0,316	0,01	µg/l	93%	-0,54
T	0,290	0,09	µg/l	85%	-1,13
U			µg/l		
V	0,360	0,09	µg/l	106%	0,45
W	0,277	0,03	µg/l	81%	-1,43
X	0,372	0,04	µg/l	109%	0,72
Y	<0,5		µg/l	•	
Z	0,370	0,07	µg/l	109%	0,68
AA	0,795 *	0,2	µg/l	234%	10,29
AB	0,452	0,0045	µg/l	133%	2,53
AC	n.a.		µg/l		
AD	<0,50		µg/l	•	
AE			µg/l		
AF			µg/l		
AG	0,480	0,12	µg/l	141%	3,17
AH	0,282	0,085	µg/l	83%	-1,31
AI	<0,5		µg/l	•	
AJ	0,298	0,090	µg/l	88%	-0,95
AK	0,444	0,09	µg/l	131%	2,35
AL	0,326	0,069	µg/l	96%	-0,32
AM	0,400		µg/l	118%	1,36
AN			µg/l		
AO	0,396	0,117	µg/l	116%	1,27
AP			µg/l		
AQ	0,320	0,064	µg/l	94%	-0,45
AR			µg/l		
AS			µg/l		
AT			µg/l		
AU	0,427	0,086	µg/l	126%	1,97
AV	0,353	0,0440	µg/l	104%	0,29
AW			µg/l		

	All results	Outliers excl.	Unit
Mean ± CI(99%)	0,394 ± 0,098	0,349 ± 0,032	µg/l
Recov. ± CI(99%)	116,0 ± 28,7	102,6 ± 9,4	%
SD between labs	0,194	0,061	µg/l
RSD between labs	49,1	17,5	%
n for calculation	30	28	

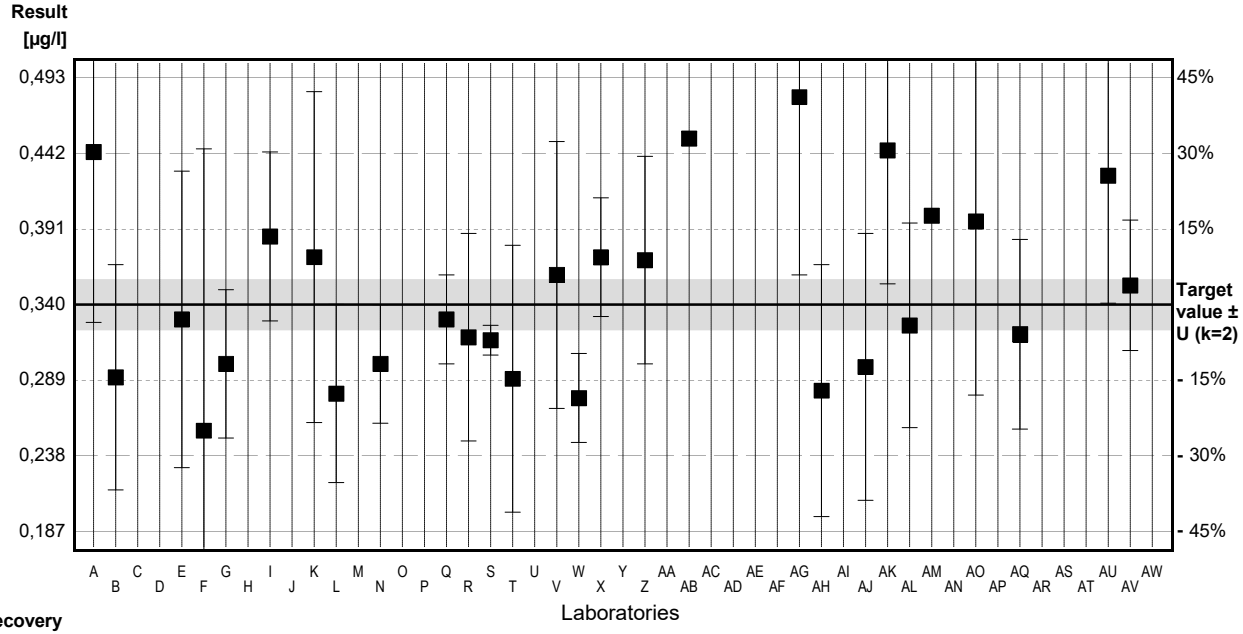

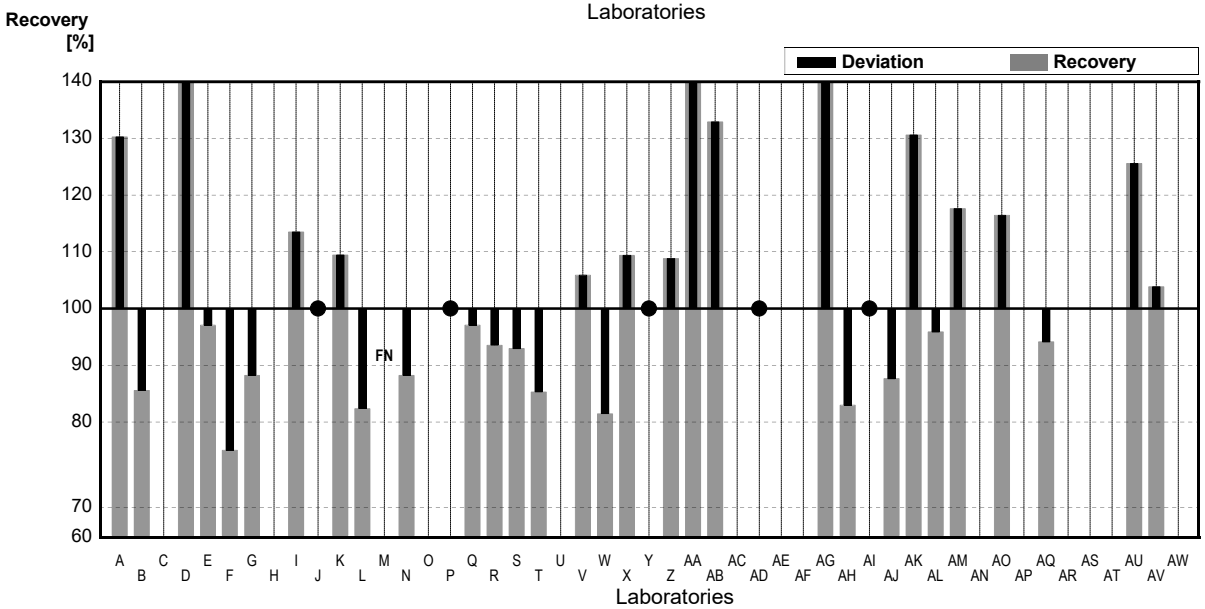

Sample C-CB07B

Parameter trans-1,2-Dichloroethene

Target value	± U (k=2)	0,83 µg/l	±	0,04 µg/l
IFA result	± U (k=2)	0,81 µg/l	±	0,12 µg/l
Stability test	± U (k=2)	0,82 µg/l	±	0,12 µg/l

Lab Code	Result	±	Unit	Recovery	z-Score
A	1,17	0,31	µg/l	141%	3,15
B	0,731	0,190	µg/l	88%	-0,92
C			µg/l		
D	1,80 *	0,06	µg/l	217%	8,99
E	0,860	0,26	µg/l	104%	0,28
F	0,72	0,19	µg/l	87%	-1,02
G	0,76	0,11	µg/l	92%	-0,65
H			µg/l		
I	0,948	0,142	µg/l	114%	1,09
J	0,92	0,28	µg/l	111%	0,83
K	0,98851	0,29655	µg/l	119%	1,47
L	<1	0,2	µg/l	•	
M	1,109	0,33	µg/l	134%	2,59
N	0,700	0,110	µg/l	84%	-1,20
O			µg/l		
P	0,937	0,28	µg/l	113%	0,99
Q	0,837	0,084	µg/l	101%	0,06
R	0,764	0,168	µg/l	92%	-0,61
S	0,921	0,087	µg/l	111%	0,84
T	0,73	0,22	µg/l	88%	-0,93
U			µg/l		
V	0,860	0,22	µg/l	104%	0,28
W	0,71	0,07	µg/l	86%	-1,11
X	0,97	0,10	µg/l	117%	1,30
Y	0,855	0,171	µg/l	103%	0,23
Z	0,98	0,20	µg/l	118%	1,39
AA	1,29	0,3	µg/l	155%	4,26
AB	0,895	0,028	µg/l	108%	0,60
AC	n.a.		µg/l		
AD	1,22	0,24	µg/l	147%	3,61
AE			µg/l		
AF			µg/l		
AG	1,11	0,28	µg/l	134%	2,59
AH	0,723	0,217	µg/l	87%	-0,99
AI	0,801	0,120	µg/l	97%	-0,27
AJ	1,19	0,36	µg/l	143%	3,34
AK	1,13	0,23	µg/l	136%	2,78
AL	0,836	0,175	µg/l	101%	0,06
AM	0,90		µg/l	108%	0,65
AN			µg/l		
AO	0,903	0,267	µg/l	109%	0,68
AP			µg/l		
AQ	0,850	0,170	µg/l	102%	0,19
AR			µg/l		
AS			µg/l		
AT			µg/l		
AU	1,05	0,21	µg/l	127%	2,04
AV	0,94	0,0440	µg/l	113%	1,02
AW			µg/l		

	All results	Outliers excl.	Unit
Mean ± CI(99%)	0,95 ± 0,10	0,92 ± 0,08	µg/l
Recov. ± CI(99%)	114,0 ± 12,0	110,9 ± 9,1	%
SD between labs	0,22	0,16	µg/l
RSD between labs	22,9	17,4	%
n for calculation	35	34	

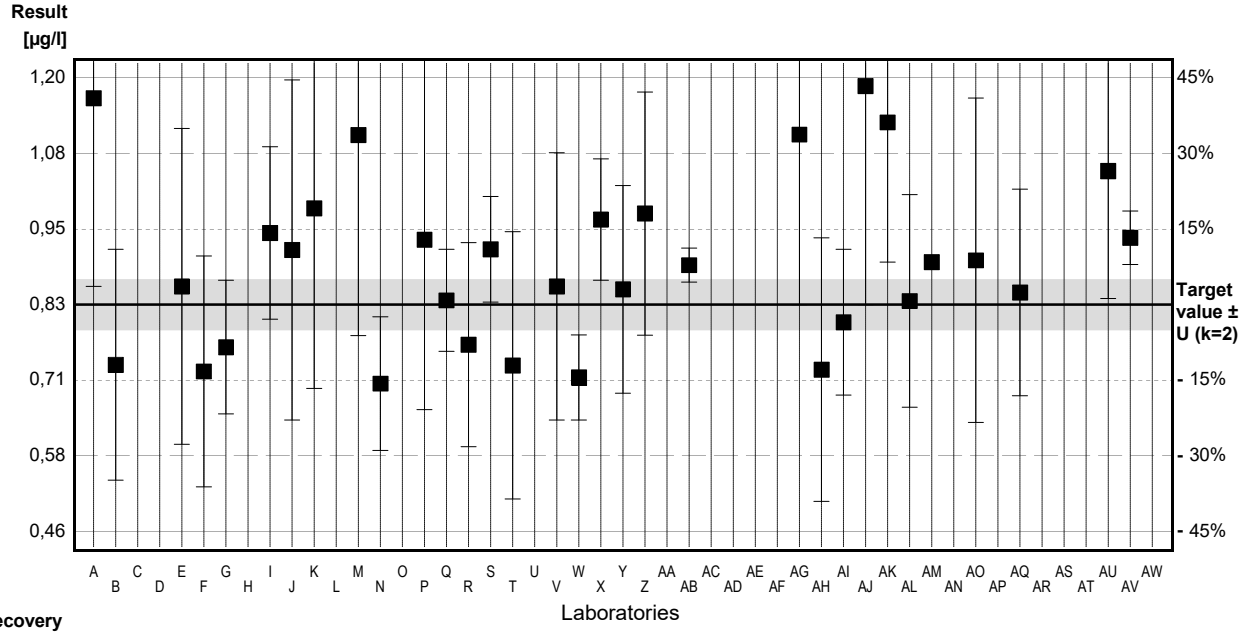

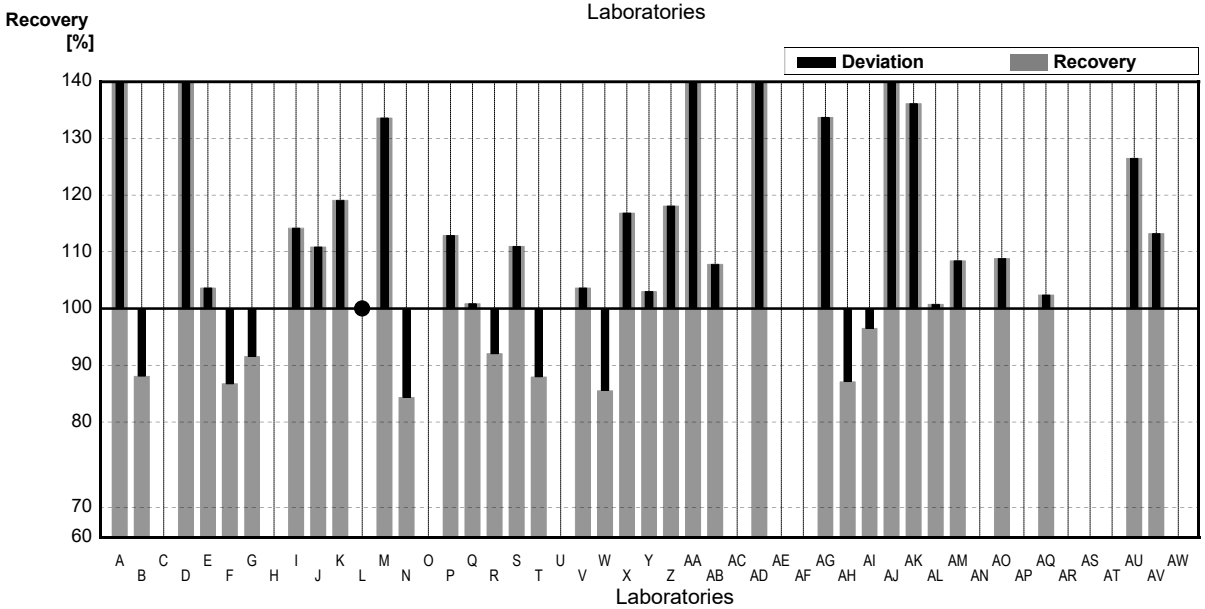

Illustration of Results
Laboratory Oriented Part

Round CB07
Volatile Halogenated Hydrocarbons

Sample Dispatch: 5 October 2020

Sample **B-CB07A**
Laboratory **A**

Parameter	Target value	± U (k=2)	Result	±	Unit	Recovery
MTBE	1,70	0,09	2,23	0,58	µg/L	131%
Benzene	1,88	0,09	2,69	0,70	µg/L	143%
Toluene	1,40	0,07	1,78	0,46	µg/L	127%
Ethylbenzene	3,52	0,18	4,98	1,30	µg/L	141%
m,p-Xylene	1,96	0,10	3,15	0,82	µg/L	161%
o-Xylene	2,56	0,13	3,67	0,96	µg/L	143%

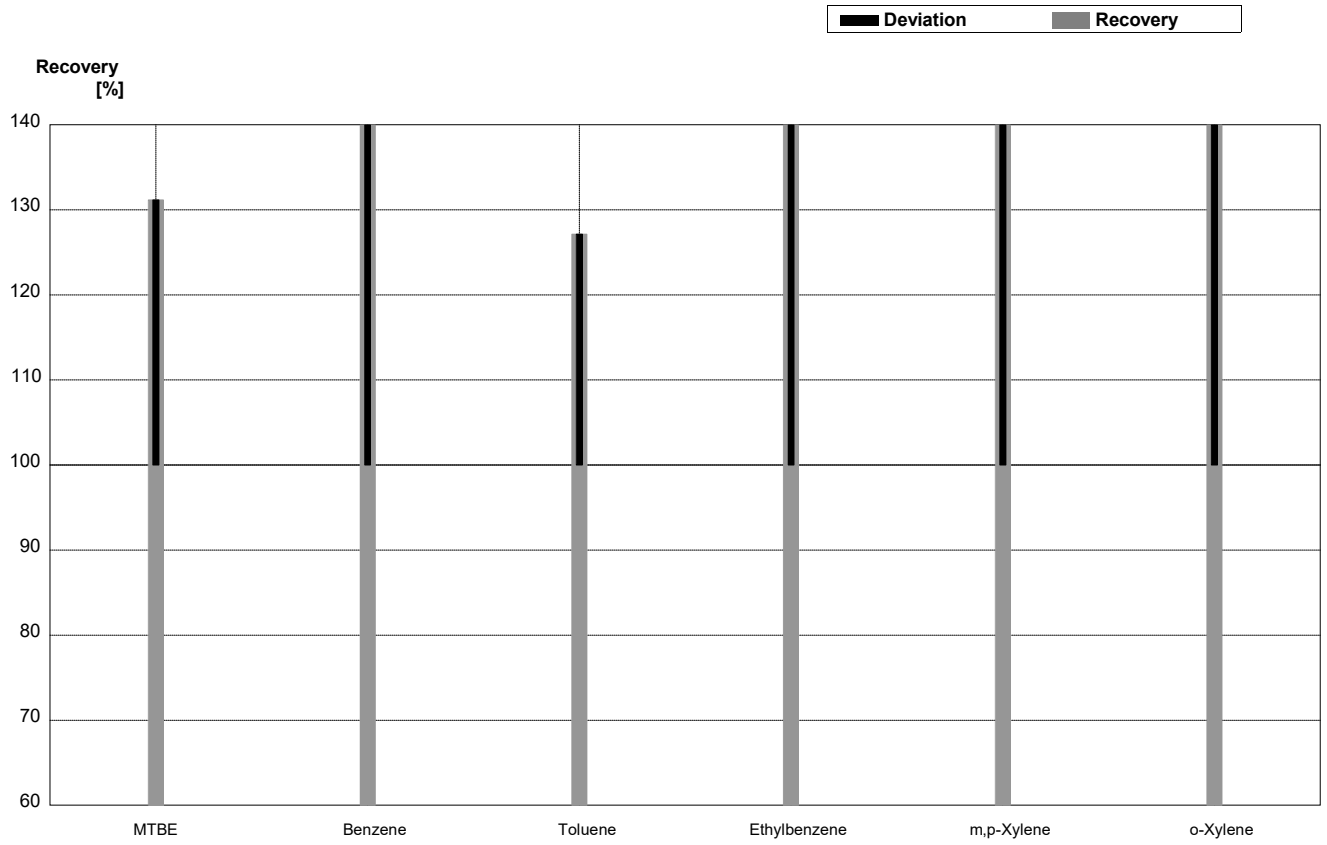

Sample **B-CB07B**
Laboratory **A**

Parameter	Target value	± U (k=2)	Result	±	Unit	Recovery
MTBE	0,82	0,04	0,983	0,26	µg/L	120%
Benzene	3,34	0,17	4,35	1,13	µg/L	130%
Toluene	3,44	0,17	4,22	1,10	µg/L	123%
Ethylbenzene	0,89	0,04	0,975	0,25	µg/L	110%
m,p-Xylene	0,61	0,03	0,749	0,20	µg/L	123%
o-Xylene	0,54	0,03	0,594	0,15	µg/L	110%

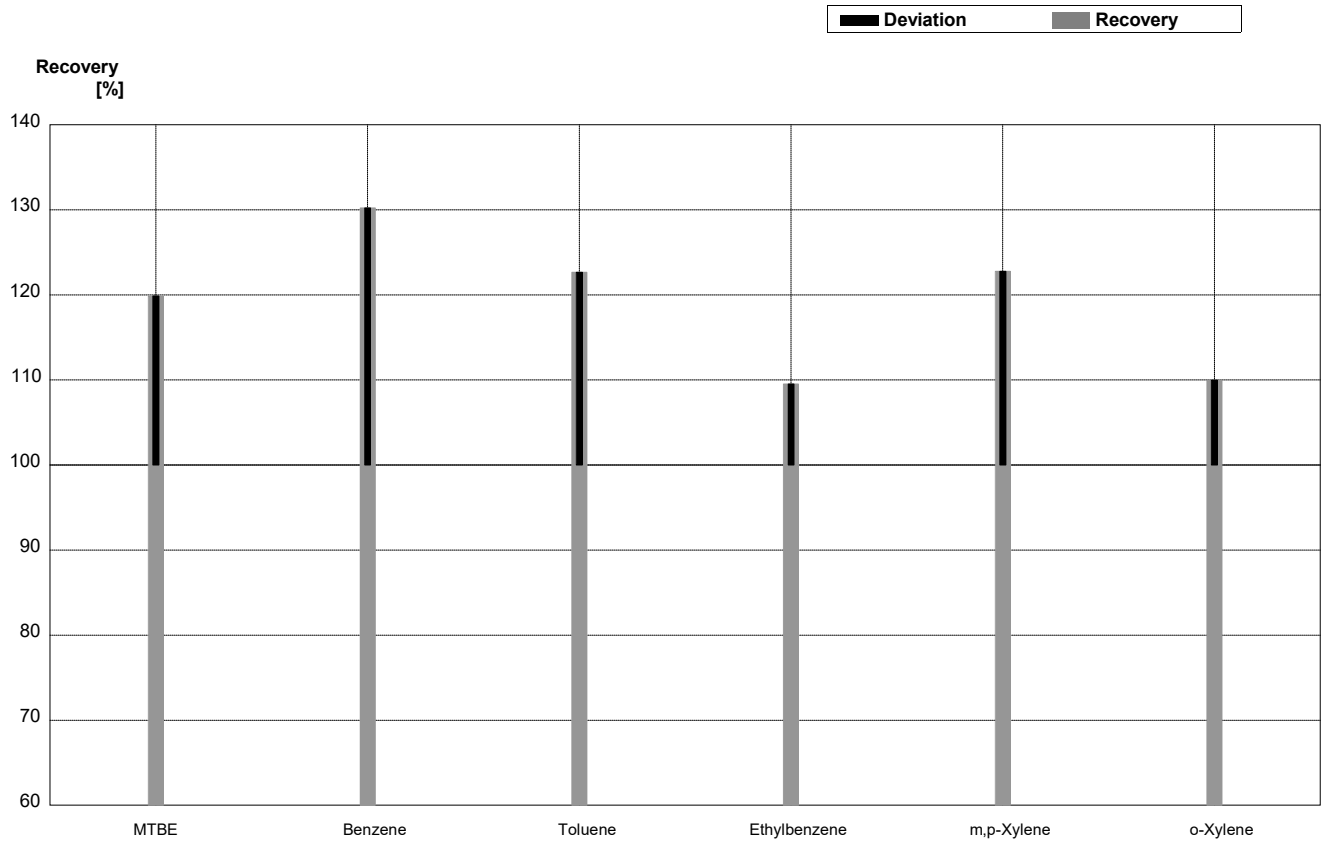

Sample **C-CB07A**
Laboratory **A**

Parameter	Target value	± U (k=2)	Result	±	Unit	Recovery
Trichloroethene	0,270	0,014	0,312	0,081	µg/l	116%
Tetrachloroethene	0,63	0,03	0,767	0,199	µg/l	122%
1,1,1-Trichloroethane	0,338	0,017	0,438	0,114	µg/l	130%
Trichloromethane	1,01	0,05	1,23	0,320	µg/l	122%
Tetrachloromethane	0,296	0,015	0,384	0,100	µg/l	130%
1,1-Dichloroethene	1,03	0,05	1,42	0,368	µg/l	138%
Tribromomethane	1,18	0,06	1,38	0,360	µg/l	117%
Bromodichloromethane	0,318	0,016	0,398	0,103	µg/l	125%
Dibromochloromethane	1,17	0,06	1,41	0,368	µg/l	121%
Dichloromethane	<0,6		<0,1	0,03	µg/l	•
1,2-Dichloroethane	0,86	0,04	1,02	0,267	µg/l	119%
cis-1,2-Dichloroethene	0,56	0,03	0,592	0,154	µg/l	106%
trans-1,2-Dichloroethene	0,340	0,017	0,443	0,115	µg/l	130%

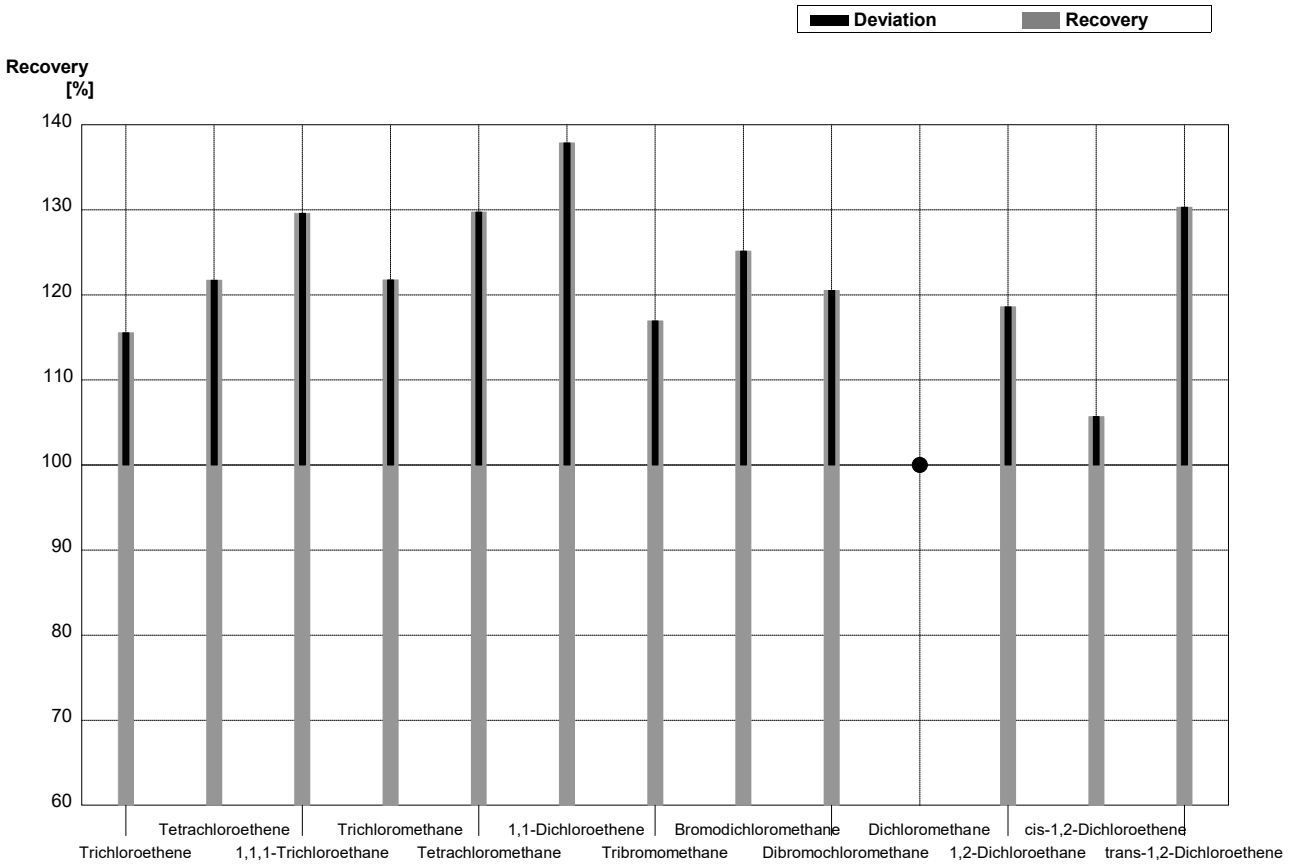

Sample **C-CB07B**
Laboratory **A**

Parameter	Target value	± U (k=2)	Result	±	Unit	Recovery
Trichloroethene	1,83	0,09	2,40	0,62	µg/l	131%
Tetrachloroethene	3,69	0,18	5,58	1,45	µg/l	151%
1,1,1-Trichloroethane	0,55	0,03	0,756	0,20	µg/l	137%
Trichloromethane	0,444	0,022	0,572	0,15	µg/l	129%
Tetrachloromethane	0,66	0,03	0,906	0,24	µg/l	137%
1,1-Dichloroethene	1,66	0,08	2,44	0,63	µg/l	147%
Tribromomethane	<0,04		<0,1	0,03	µg/l	•
Bromodichloromethane	0,362	0,018	0,496	0,13	µg/l	137%
Dibromochloromethane	1,97	0,10	2,69	0,70	µg/l	137%
Dichloromethane	3,23	0,16	4,44	1,15	µg/l	137%
1,2-Dichloroethane	2,10	0,11	2,65	0,69	µg/l	126%
cis-1,2-Dichloroethene	<0,06		<0,1	0,03	µg/l	•
trans-1,2-Dichloroethene	0,83	0,04	1,17	0,31	µg/l	141%

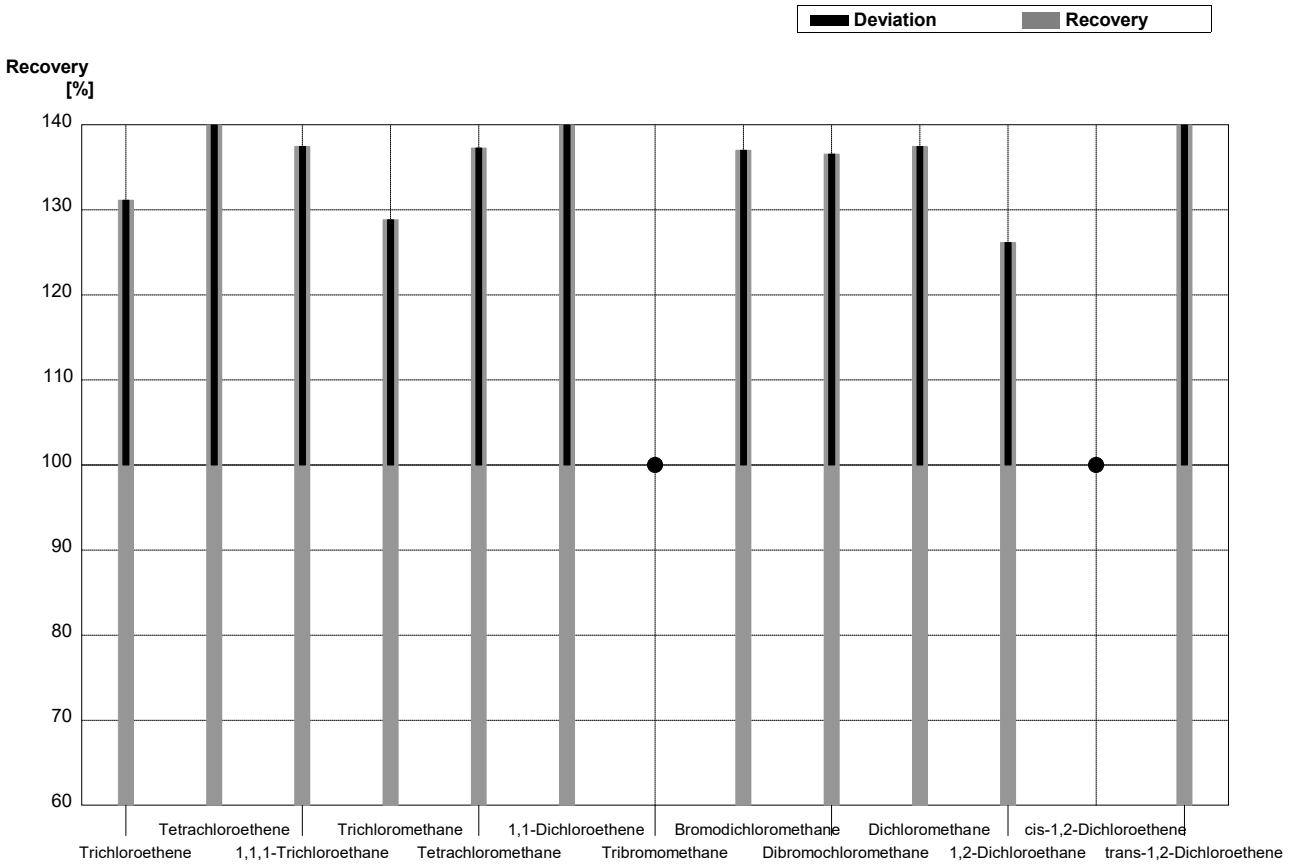

Sample **B-CB07A**
Laboratory **B**

Parameter	Target value	± U (k=2)	Result	±	Unit	Recovery
MTBE	1,70	0,09	1,885	0,358	µg/L	111%
Benzene	1,88	0,09	1,910	0,439	µg/L	102%
Toluene	1,40	0,07	1,290	0,374	µg/L	92%
Ethylbenzene	3,52	0,18	2,490	0,573	µg/L	71%
m,p-Xylene	1,96	0,10	1,765	,547	µg/L	90%
o-Xylene	2,56	0,13	2,360	,566	µg/L	92%

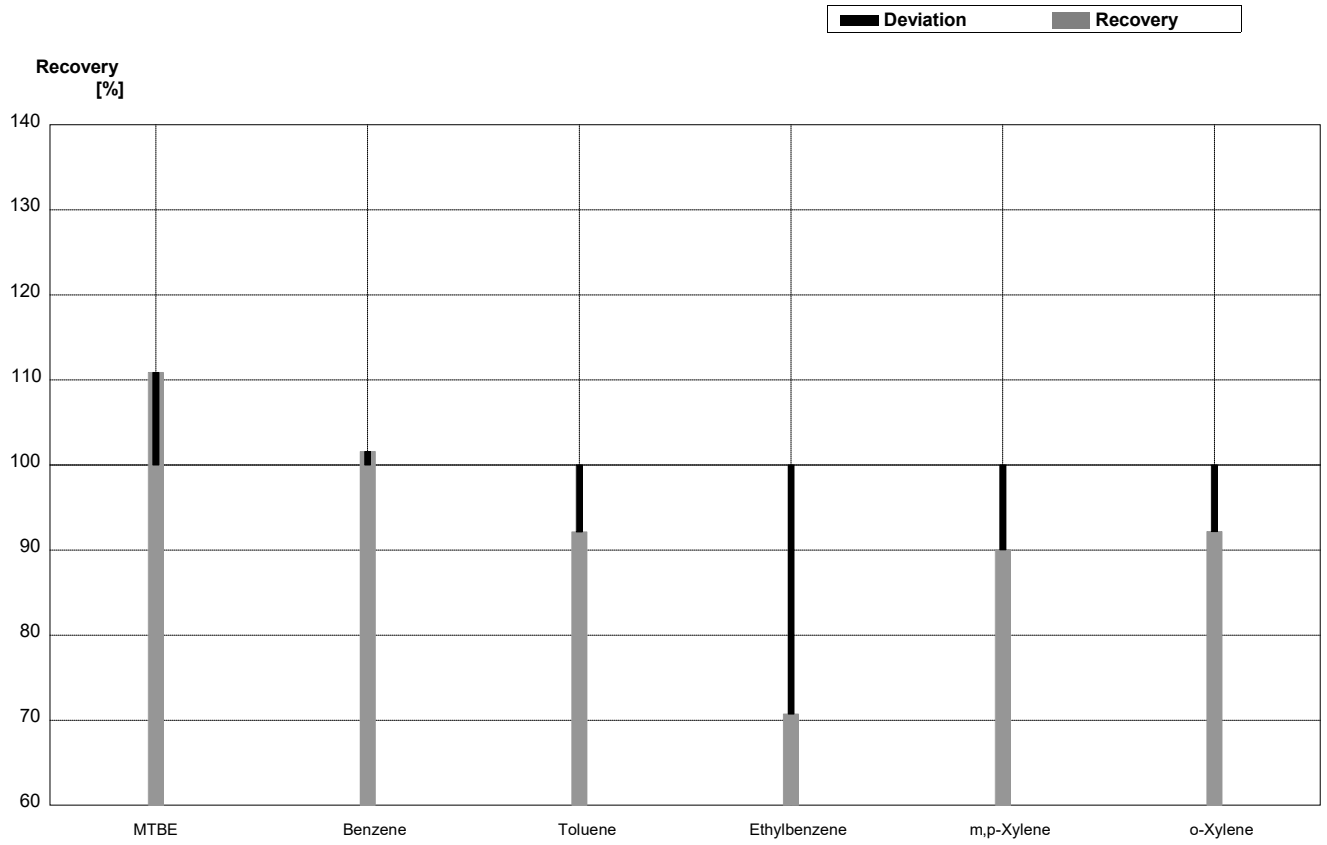

Sample **B-CB07B**
Laboratory **B**

Parameter	Target value	± U (k=2)	Result	±	Unit	Recovery
MTBE	0,82	0,04	0,865	0,164	µg/L	105%
Benzene	3,34	0,17	2,960	0,681	µg/L	89%
Toluene	3,44	0,17	2,920	0,847	µg/L	85%
Ethylbenzene	0,89	0,04	0,780	0,179	µg/L	88%
m,p-Xylene	0,61	0,03	0,535	0,166	µg/L	88%
o-Xylene	0,54	0,03	0,477	0,114	µg/L	88%

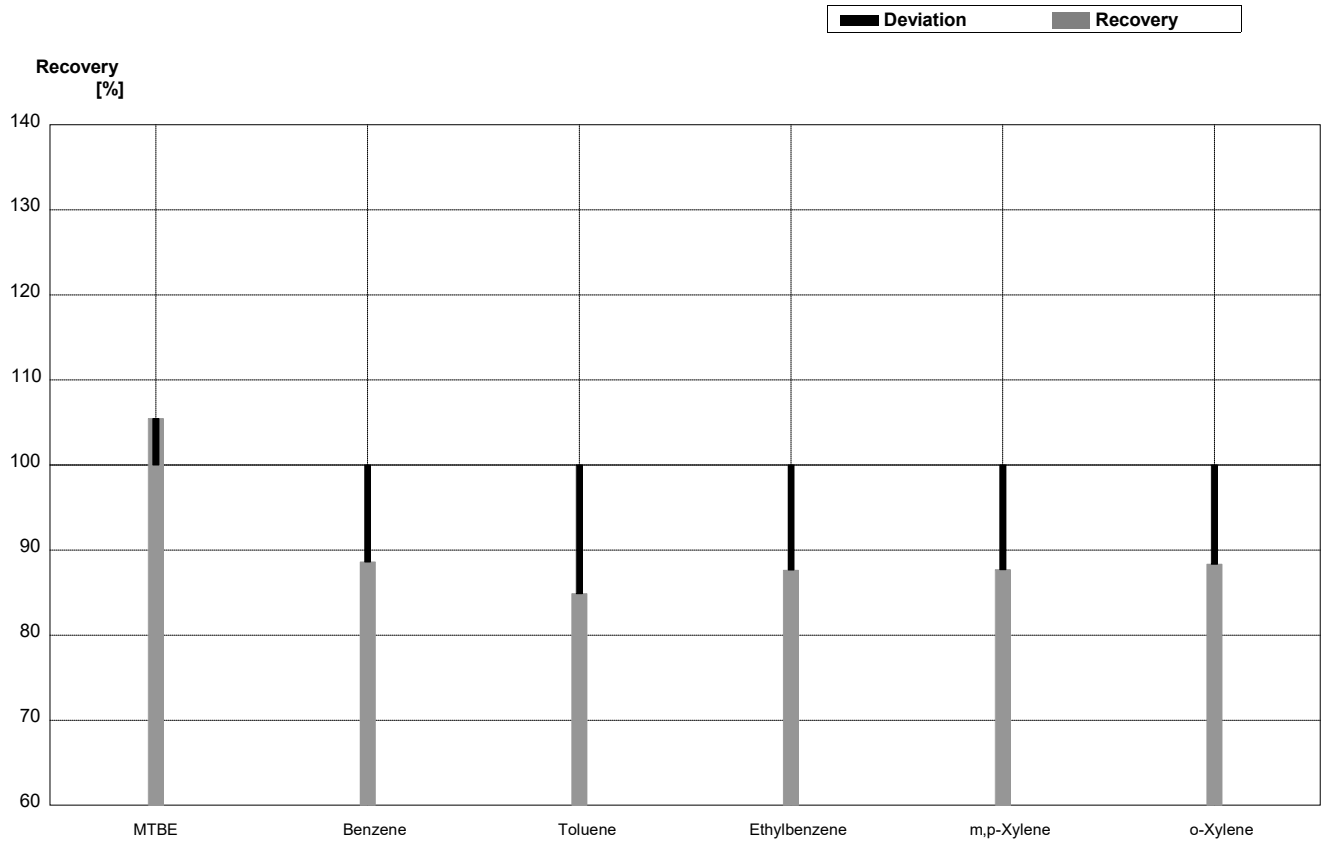

Sample **C-CB07A**
Laboratory **B**

Parameter	Target value	± U (k=2)	Result	±	Unit	Recovery
Trichloroethene	0,270	0,014	0,227	0,075	µg/l	84%
Tetrachloroethene	0,63	0,03	0,485	0,160	µg/l	77%
1,1,1-Trichloroethane	0,338	0,017	0,283	0,062	µg/l	84%
Trichloromethane	1,01	0,05	0,775	0,209	µg/l	77%
Tetrachloromethane	0,296	0,015	0,250	0,048	µg/l	84%
1,1-Dichloroethene	1,03	0,05	0,865	0,138	µg/l	84%
Tribromomethane	1,18	0,06	1,165	0,350	µg/l	99%
Bromodichloromethane	0,318	0,016	0,302	0,076	µg/l	95%
Dibromochloromethane	1,17	0,06	1,130	0,294	µg/l	97%
Dichloromethane	<0,6		<0,25	0,073	µg/l	•
1,2-Dichloroethane	0,86	0,04	0,810	0,275	µg/l	94%
cis-1,2-Dichloroethene	0,56	0,03	0,449	0,103	µg/l	80%
trans-1,2-Dichloroethene	0,340	0,017	0,291	0,076	µg/l	86%

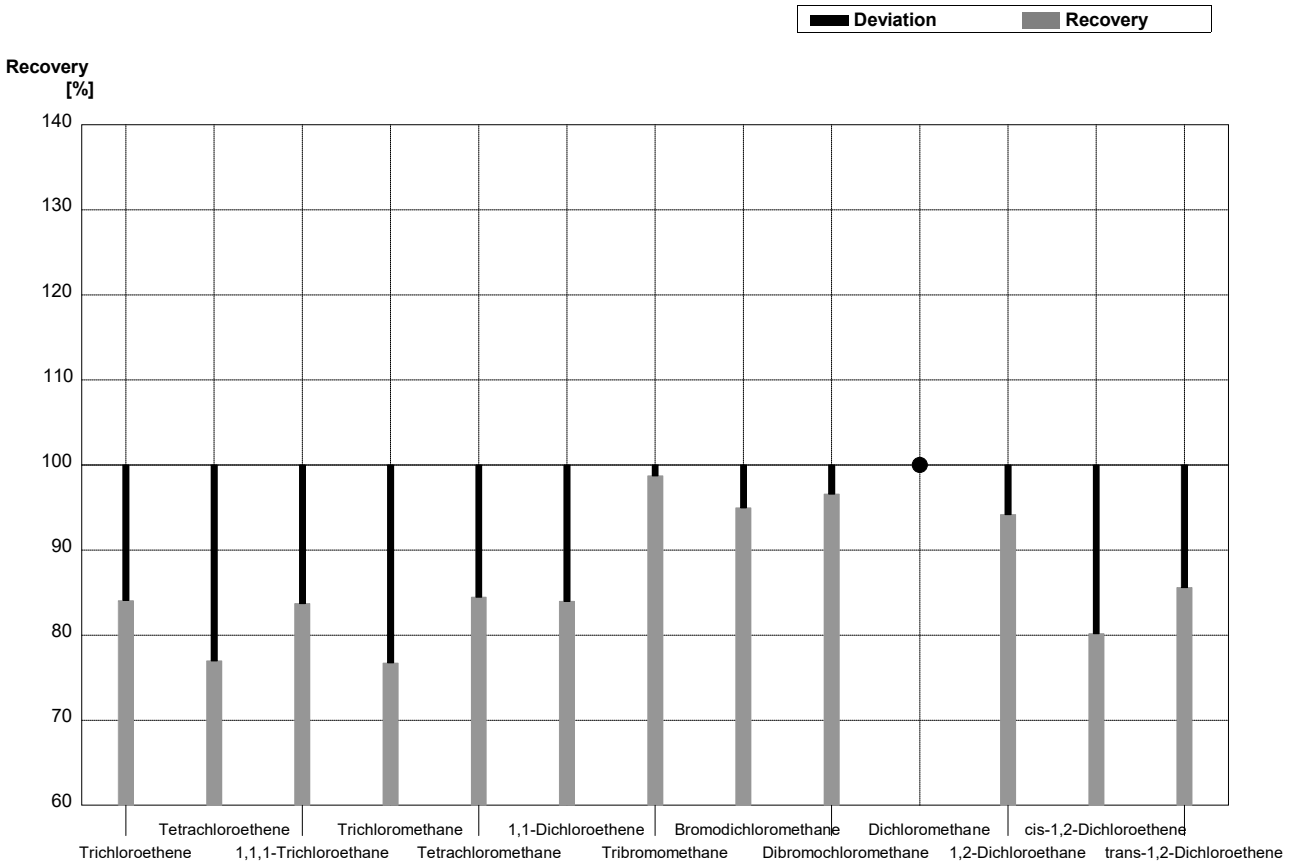

Sample **C-CB07B**
Laboratory **B**

Parameter	Target value	± U (k=2)	Result	±	Unit	Recovery
Trichloroethene	1,83	0,09	1,650	0,545	µg/l	90%
Tetrachloroethene	3,69	0,18	2,880	,950	µg/l	78%
1,1,1-Trichloroethane	0,55	0,03	0,503	0,111	µg/l	91%
Trichloromethane	0,444	0,022	0,375	0,101	µg/l	84%
Tetrachloromethane	0,66	0,03	0,450	0,086	µg/l	68%
1,1-Dichloroethene	1,66	0,08	1,145	0,183	µg/l	69%
Tribromomethane	<0,04		<0,05	0,012	µg/l	•
Bromodichloromethane	0,362	0,018	0,362	0,091	µg/l	100%
Dibromochloromethane	1,97	0,10	2,405	0,625	µg/l	122%
Dichloromethane	3,23	0,16	3,220	0,934	µg/l	100%
1,2-Dichloroethane	2,10	0,11	2,470	0,840	µg/l	118%
cis-1,2-Dichloroethene	<0,06		<0,05	0,012	µg/l	•
trans-1,2-Dichloroethene	0,83	0,04	0,731	0,190	µg/l	88%

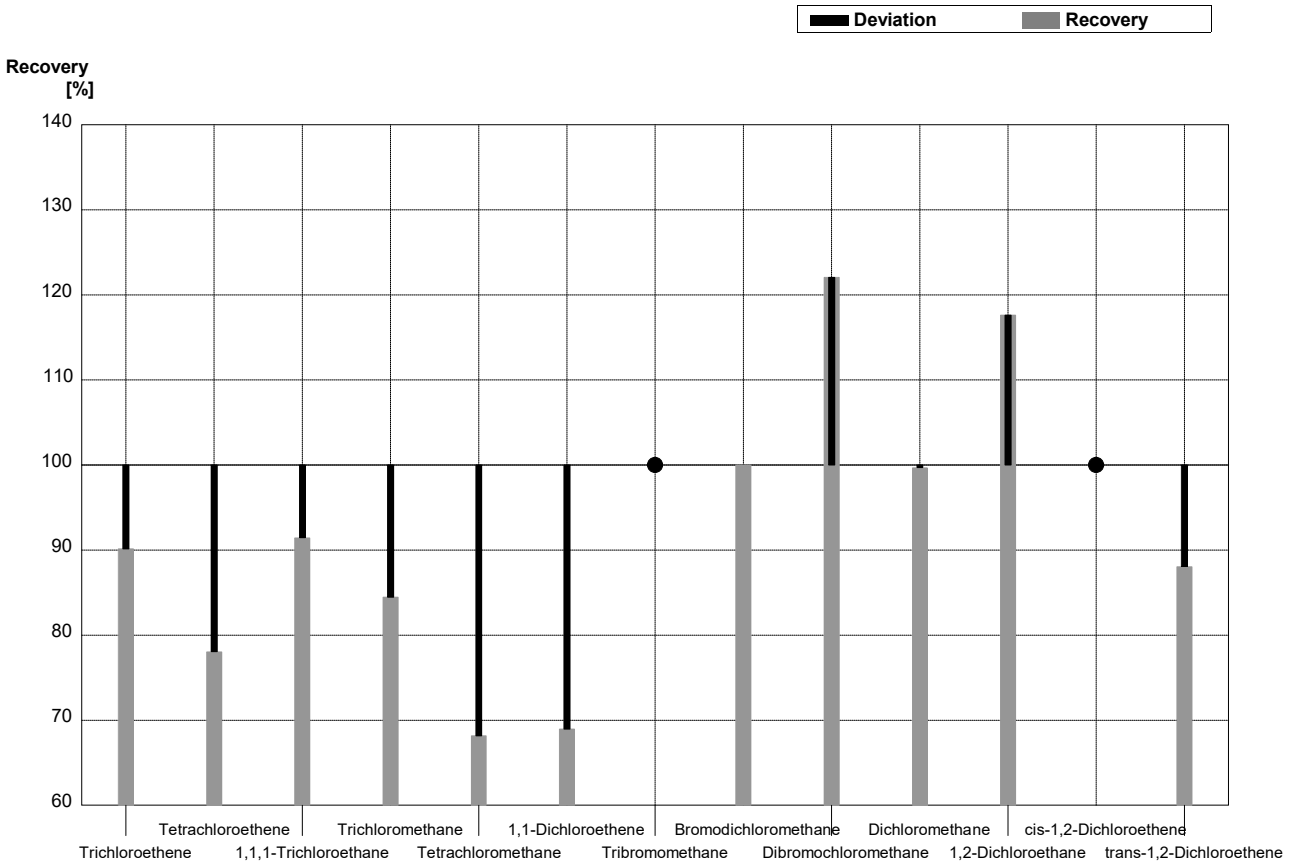

Sample **B-CB07A**
Laboratory **C**

Parameter	Target value	± U (k=2)	Result	±	Unit	Recovery
MTBE	1,70	0,09	1,652	0,496	µg/L	97%
Benzene	1,88	0,09	1,916	0,441	µg/L	102%
Toluene	1,40	0,07	1,331	0,466	µg/L	95%
Ethylbenzene	3,52	0,18	3,126	1,344	µg/L	89%
m,p-Xylene	1,96	0,10	2,169	0,651	µg/L	111%
o-Xylene	2,56	0,13	2,442	0,977	µg/L	95%

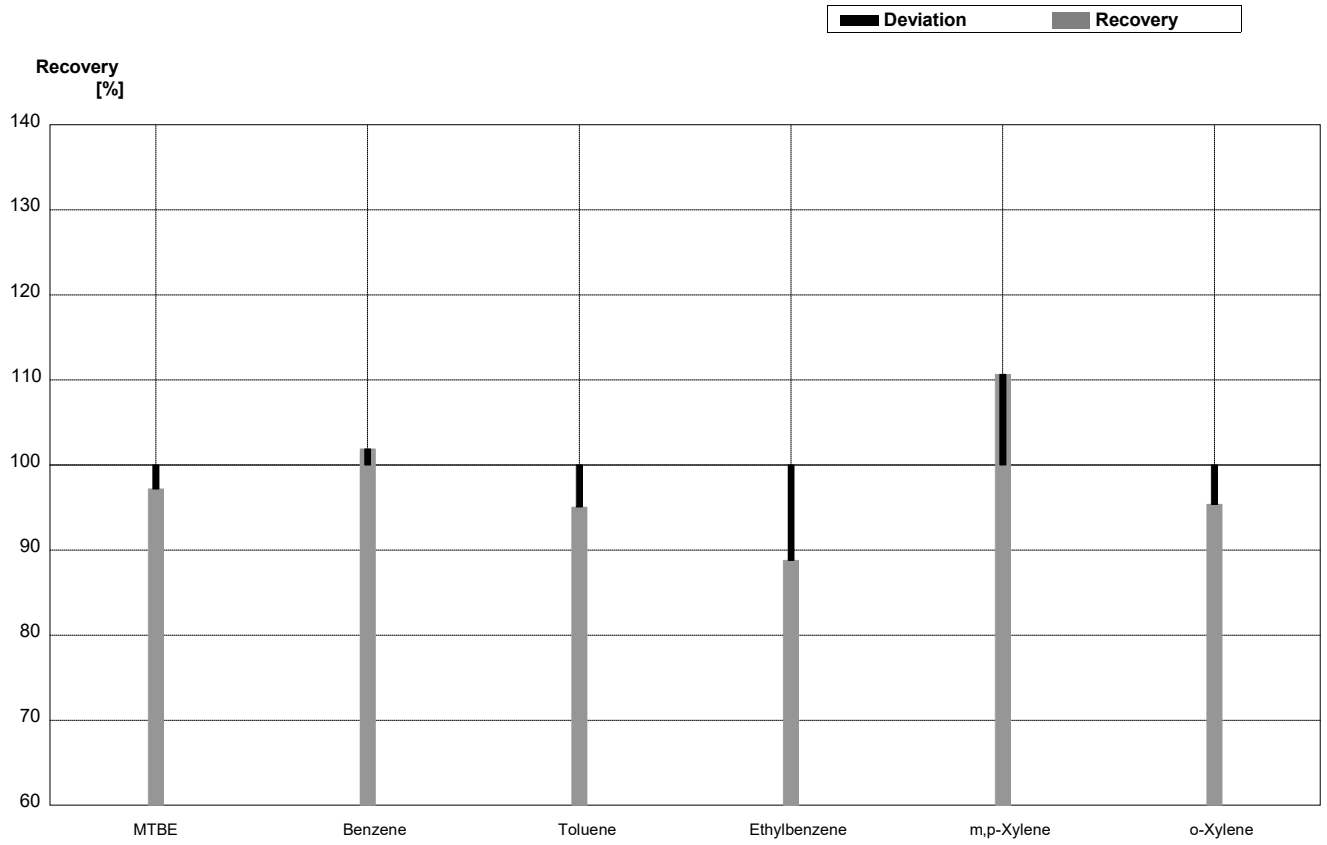

Sample **B-CB07B**
Laboratory **C**

Parameter	Target value	± U (k=2)	Result	±	Unit	Recovery
MTBE	0,82	0,04	0,767	0,230	µg/L	94%
Benzene	3,34	0,17	3,431	0,789	µg/L	103%
Toluene	3,44	0,17	3,337	1,168	µg/L	97%
Ethylbenzene	0,89	0,04	0,806	0,347	µg/L	91%
m,p-Xylene	0,61	0,03	0,586	0,176	µg/L	96%
o-Xylene	0,54	0,03	0,510	0,204	µg/L	94%

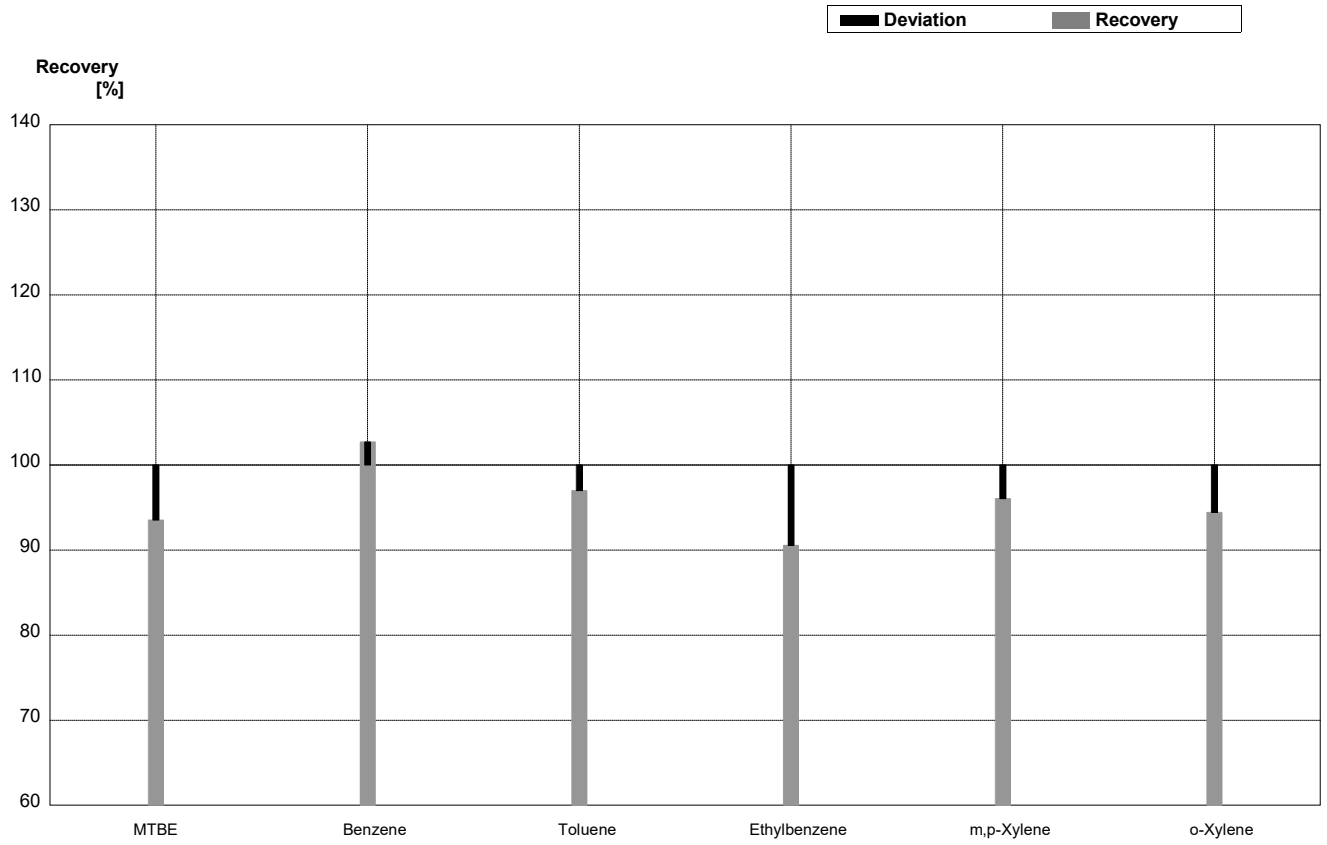

Sample **C-CB07A**
Laboratory **C**

Parameter	Target value	± U (k=2)	Result	±	Unit	Recovery
Trichloroethene	0,270	0,014	0,240	0,036	µg/l	89%
Tetrachloroethene	0,63	0,03	0,528	0,116	µg/l	84%
1,1,1-Trichloroethane	0,338	0,017	0,302	0,060	µg/l	89%
Trichloromethane	1,01	0,05	1,084	0,249	µg/l	107%
Tetrachloromethane	0,296	0,015	0,262	0,045	µg/l	89%
1,1-Dichloroethene	1,03	0,05			µg/l	
Tribromomethane	1,18	0,06	1,196	0,502	µg/l	101%
Bromodichloromethane	0,318	0,016	0,334	0,070	µg/l	105%
Dibromochloromethane	1,17	0,06	1,200	0,348	µg/l	103%
Dichloromethane	<0,6				µg/l	
1,2-Dichloroethane	0,86	0,04	1,036	0,321	µg/l	120%
cis-1,2-Dichloroethene	0,56	0,03			µg/l	
trans-1,2-Dichloroethene	0,340	0,017			µg/l	

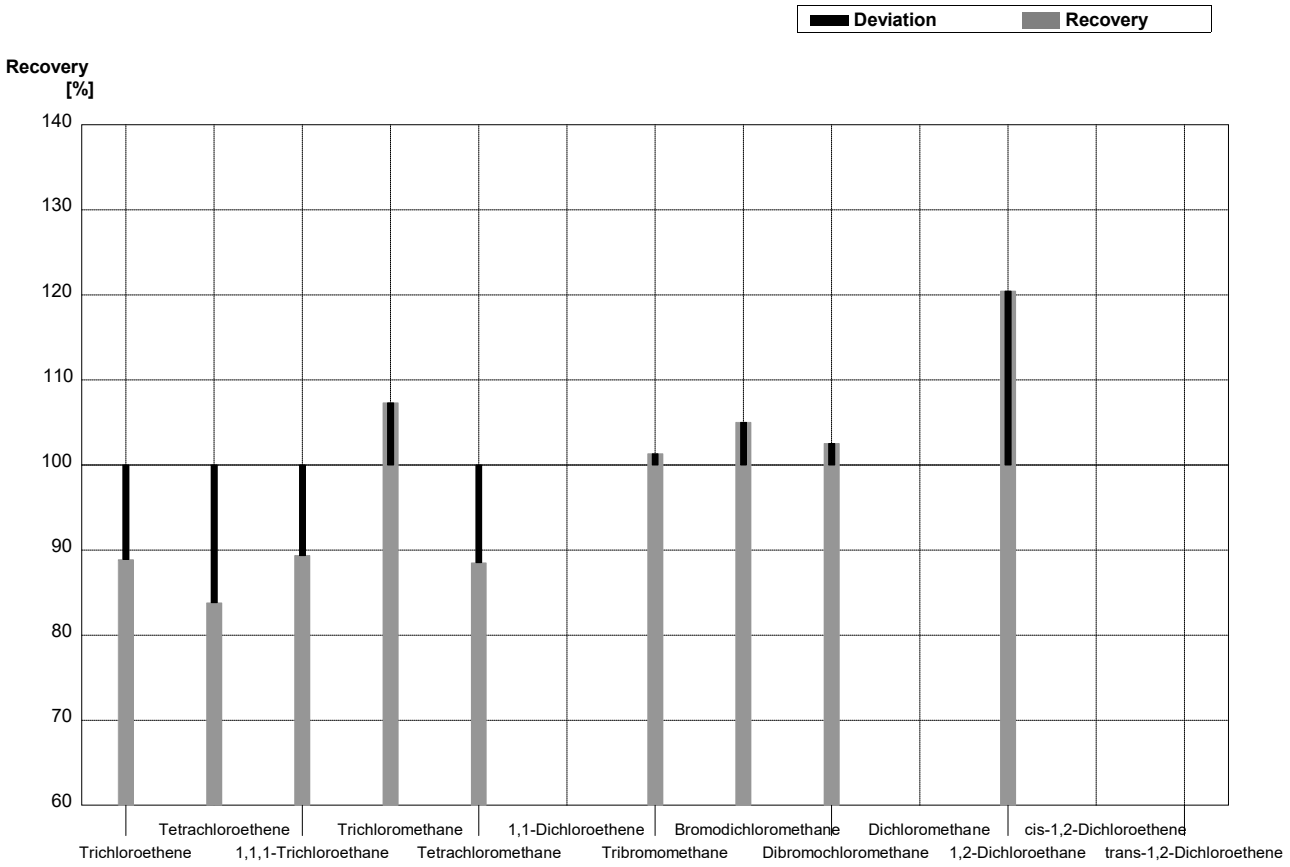

Sample **C-CB07B**
Laboratory **C**

Parameter	Target value	± U (k=2)	Result	±	Unit	Recovery
Trichloroethene	1,83	0,09	1,841	0,276	µg/l	101%
Tetrachloroethene	3,69	0,18	3,993	0,878	µg/l	108%
1,1,1-Trichloroethane	0,55	0,03	0,525	0,105	µg/l	95%
Trichloromethane	0,444	0,022	0,458	0,105	µg/l	103%
Tetrachloromethane	0,66	0,03	0,641	0,109	µg/l	97%
1,1-Dichloroethene	1,66	0,08			µg/l	
Tribromomethane	<0,04		<0,10		µg/l	•
Bromodichloromethane	0,362	0,018	0,360	0,076	µg/l	99%
Dibromochloromethane	1,97	0,10	1,835	0,532	µg/l	93%
Dichloromethane	3,23	0,16			µg/l	
1,2-Dichloroethane	2,10	0,11	2,346	0,727	µg/l	112%
cis-1,2-Dichloroethene	<0,06				µg/l	
trans-1,2-Dichloroethene	0,83	0,04			µg/l	

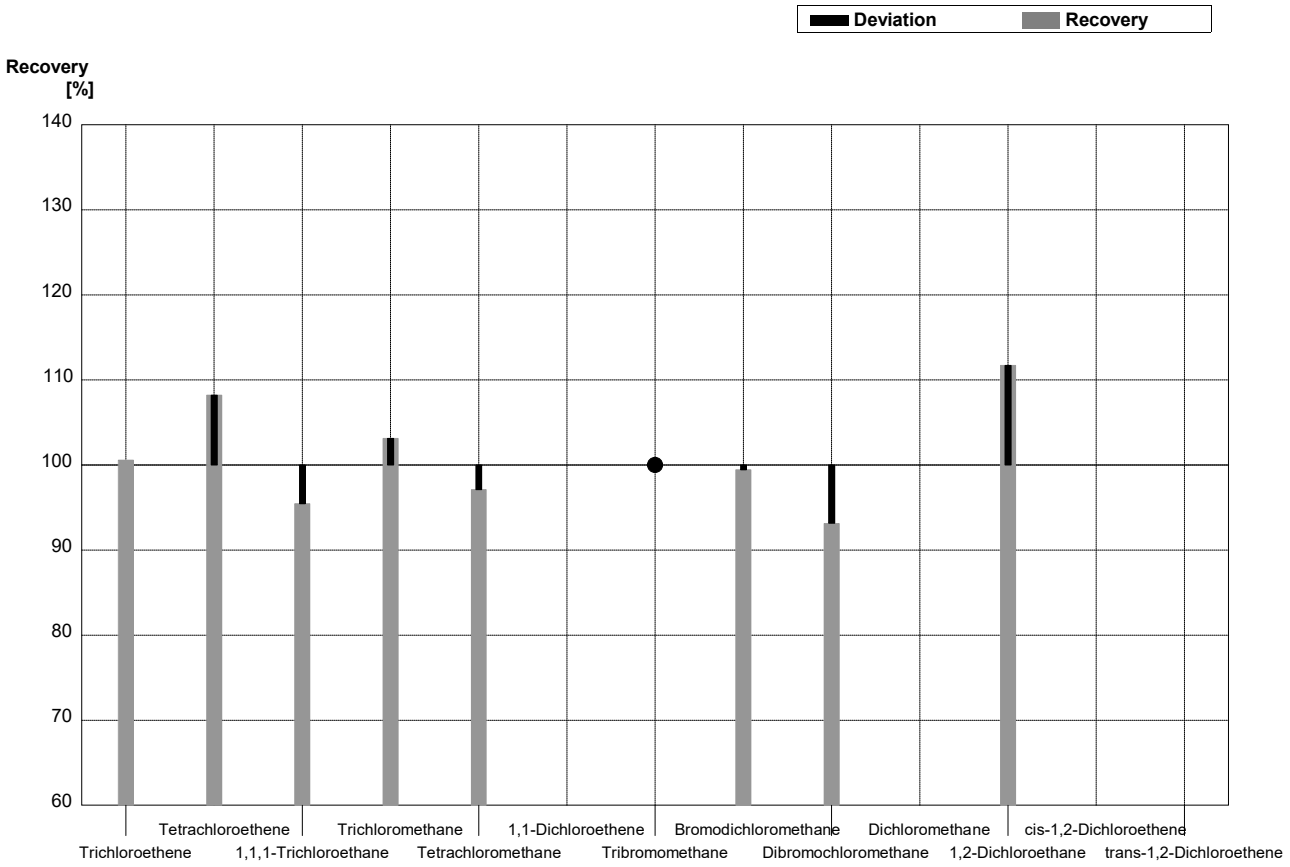

Sample **B-CB07A**
Laboratory **D**

Parameter	Target value	± U (k=2)	Result	±	Unit	Recovery
MTBE	1,70	0,09			µg/L	
Benzene	1,88	0,09	2,49	0,13	µg/L	132%
Toluene	1,40	0,07	2,06	0,12	µg/L	147%
Ethylbenzene	3,52	0,18	6,7	0,13	µg/L	190%
m,p-Xylene	1,96	0,10	2,42	0,09	µg/L	123%
o-Xylene	2,56	0,13	3,26	0,08	µg/L	127%

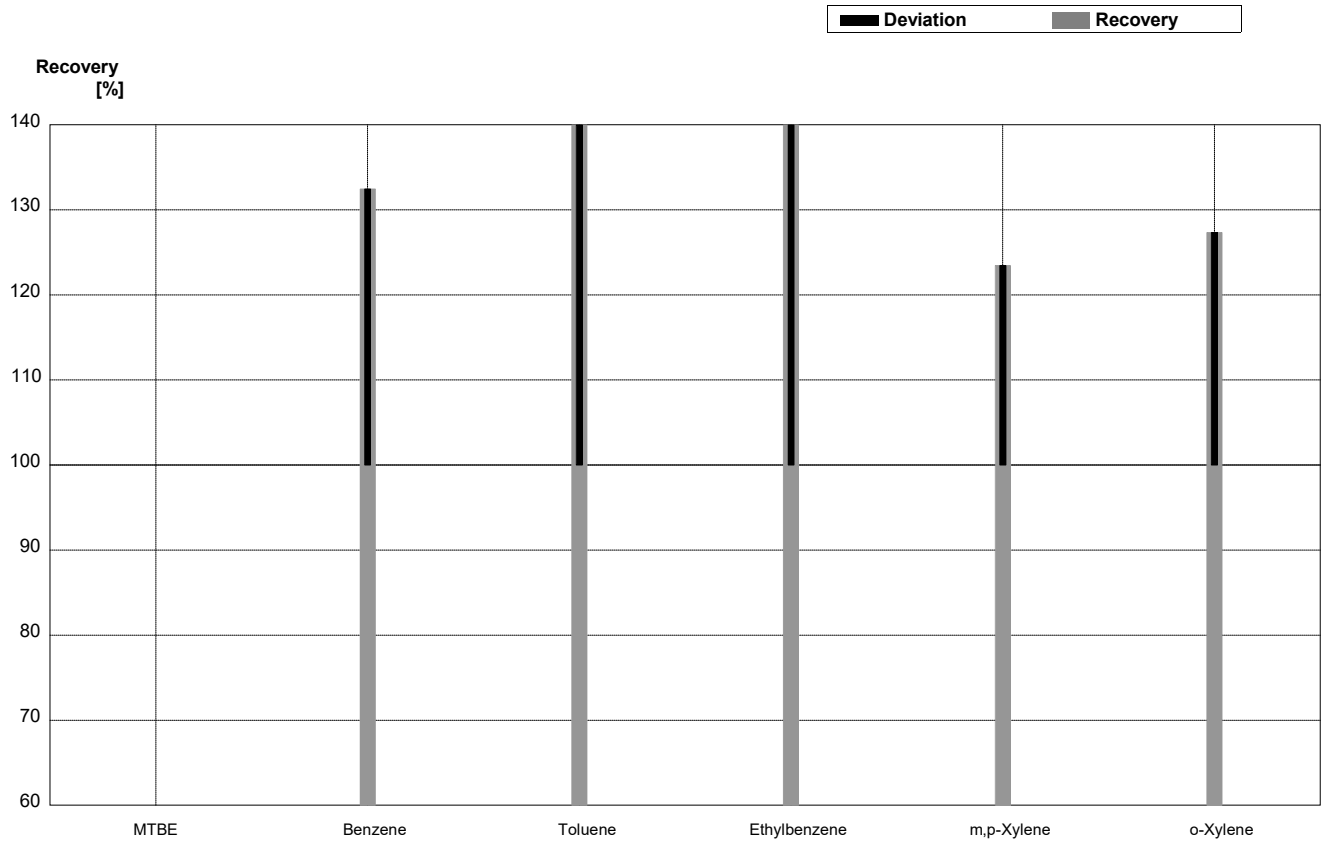

Sample **B-CB07B**
Laboratory **D**

Parameter	Target value	± U (k=2)	Result	±	Unit	Recovery
MTBE	0,82	0,04			µg/L	
Benzene	3,34	0,17	4,05	0,04	µg/L	121%
Toluene	3,44	0,17	5,2	0,23	µg/L	151%
Ethylbenzene	0,89	0,04	1,67	0,21	µg/L	188%
m,p-Xylene	0,61	0,03	0,85	0,27	µg/L	139%
o-Xylene	0,54	0,03	0,80	0,06	µg/L	148%

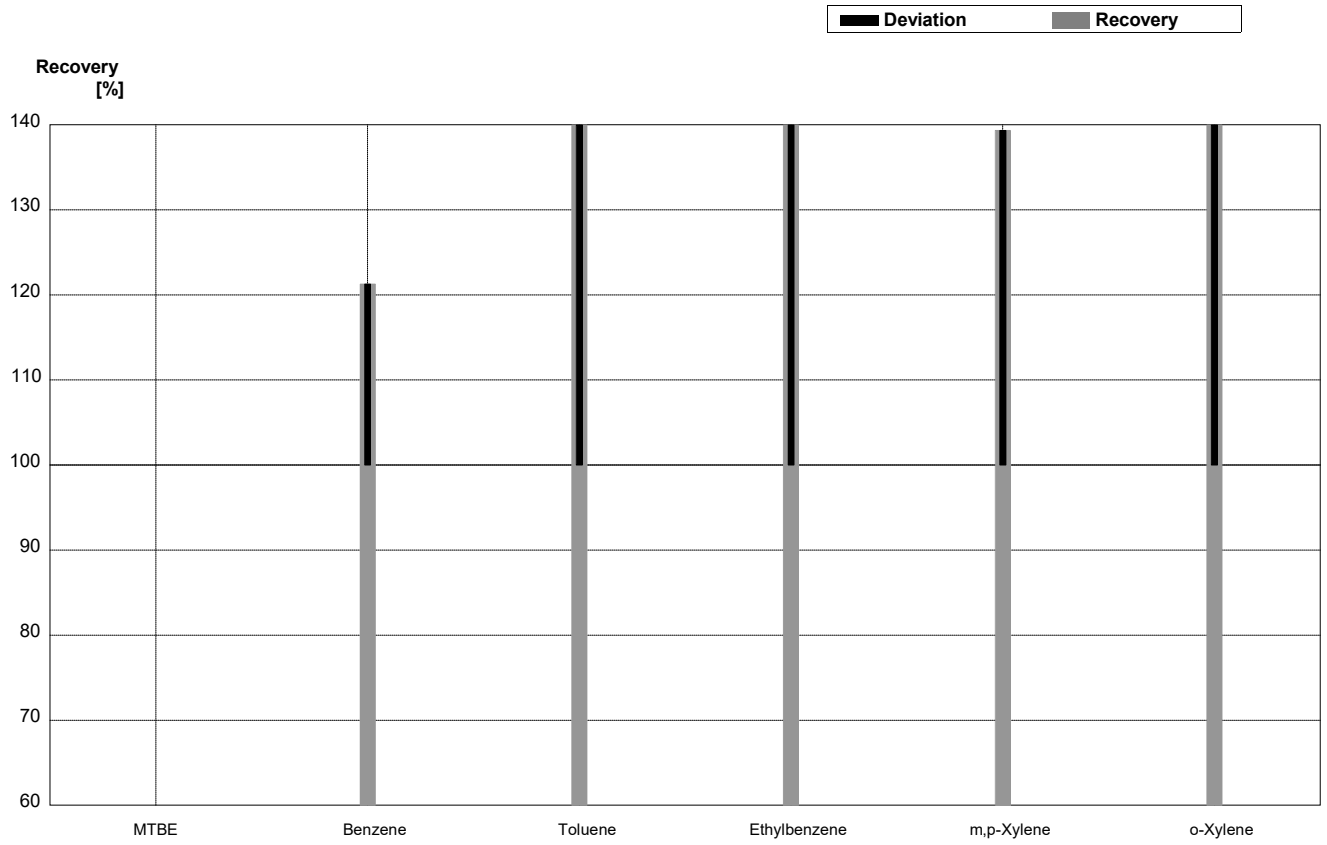

Sample **C-CB07A**
Laboratory **D**

Parameter	Target value	± U (k=2)	Result	±	Unit	Recovery
Trichloroethene	0,270	0,014	0,62	0,02	µg/l	230%
Tetrachloroethene	0,63	0,03	1,39	0,05	µg/l	221%
1,1,1-Trichloroethane	0,338	0,017	1,55	0,04	µg/l	459%
Trichloromethane	1,01	0,05	1,78	0,08	µg/l	176%
Tetrachloromethane	0,296	0,015	1,15	0,02	µg/l	389%
1,1-Dichloroethene	1,03	0,05			µg/l	
Tribromomethane	1,18	0,06			µg/l	
Bromodichloromethane	0,318	0,016			µg/l	
Dibromochloromethane	1,17	0,06			µg/l	
Dichloromethane	<0,6		<0,4		µg/l	•
1,2-Dichloroethane	0,86	0,04	1,20	0,03	µg/l	140%
cis-1,2-Dichloroethene	0,56	0,03	0,73	0,14	µg/l	130%
trans-1,2-Dichloroethene	0,340	0,017	1,27	0,02	µg/l	374%

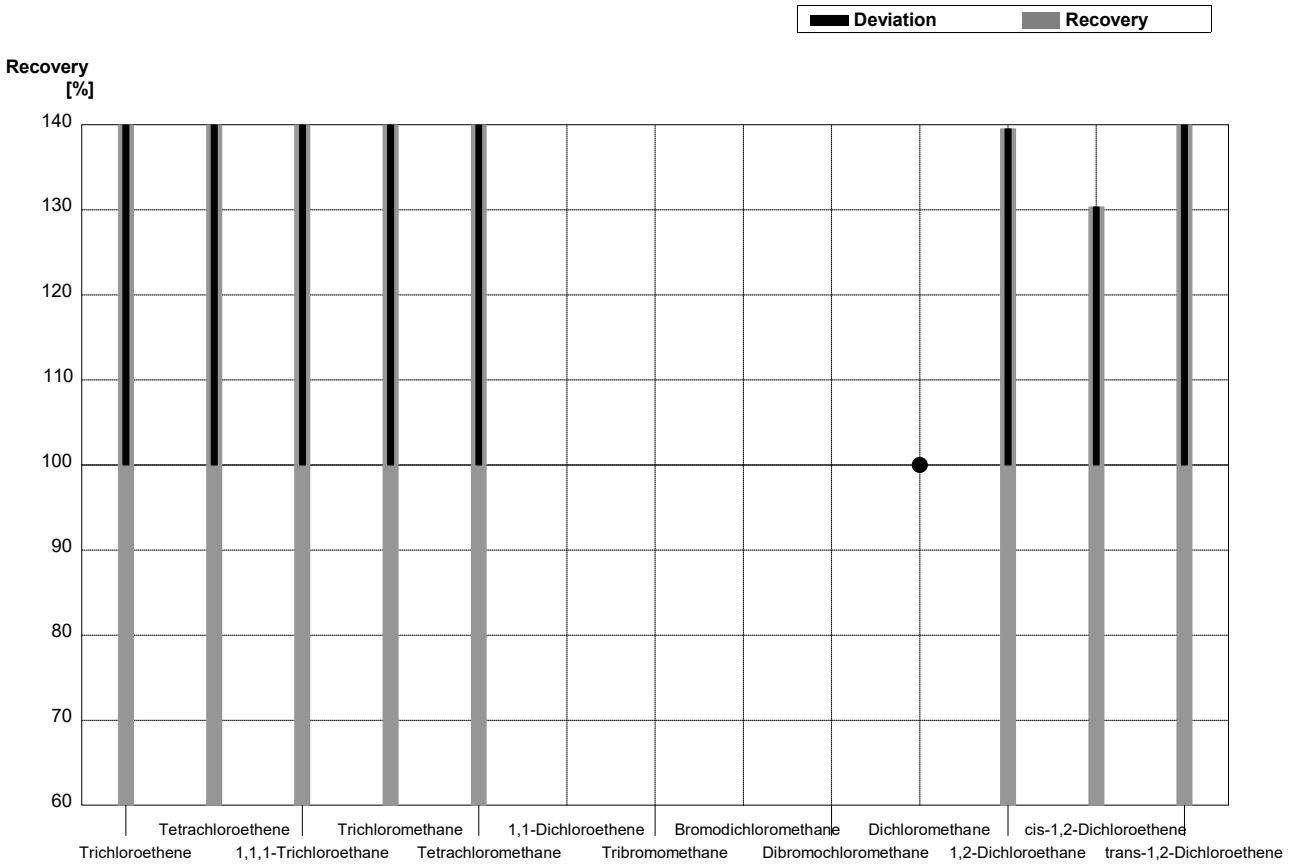

Sample **C-CB07B**
Laboratory **D**

Parameter	Target value	± U (k=2)	Result	±	Unit	Recovery
Trichloroethene	1,83	0,09	4,18	0,17	µg/l	228%
Tetrachloroethene	3,69	0,18	8,6	0,38	µg/l	233%
1,1,1-Trichloroethane	0,55	0,03	2,35	0,08	µg/l	427%
Trichloromethane	0,444	0,022	0,81	0,06	µg/l	182%
Tetrachloromethane	0,66	0,03	1,97	0,05	µg/l	298%
1,1-Dichloroethene	1,66	0,08			µg/l	
Tribromomethane	<0,04				µg/l	
Bromodichloromethane	0,362	0,018			µg/l	
Dibromochloromethane	1,97	0,10			µg/l	
Dichloromethane	3,23	0,16	5,6	0,14	µg/l	173%
1,2-Dichloroethane	2,10	0,11	3,43	0,09	µg/l	163%
cis-1,2-Dichloroethene	<0,06		<0,7		µg/l	•
trans-1,2-Dichloroethene	0,83	0,04	1,80	0,06	µg/l	217%

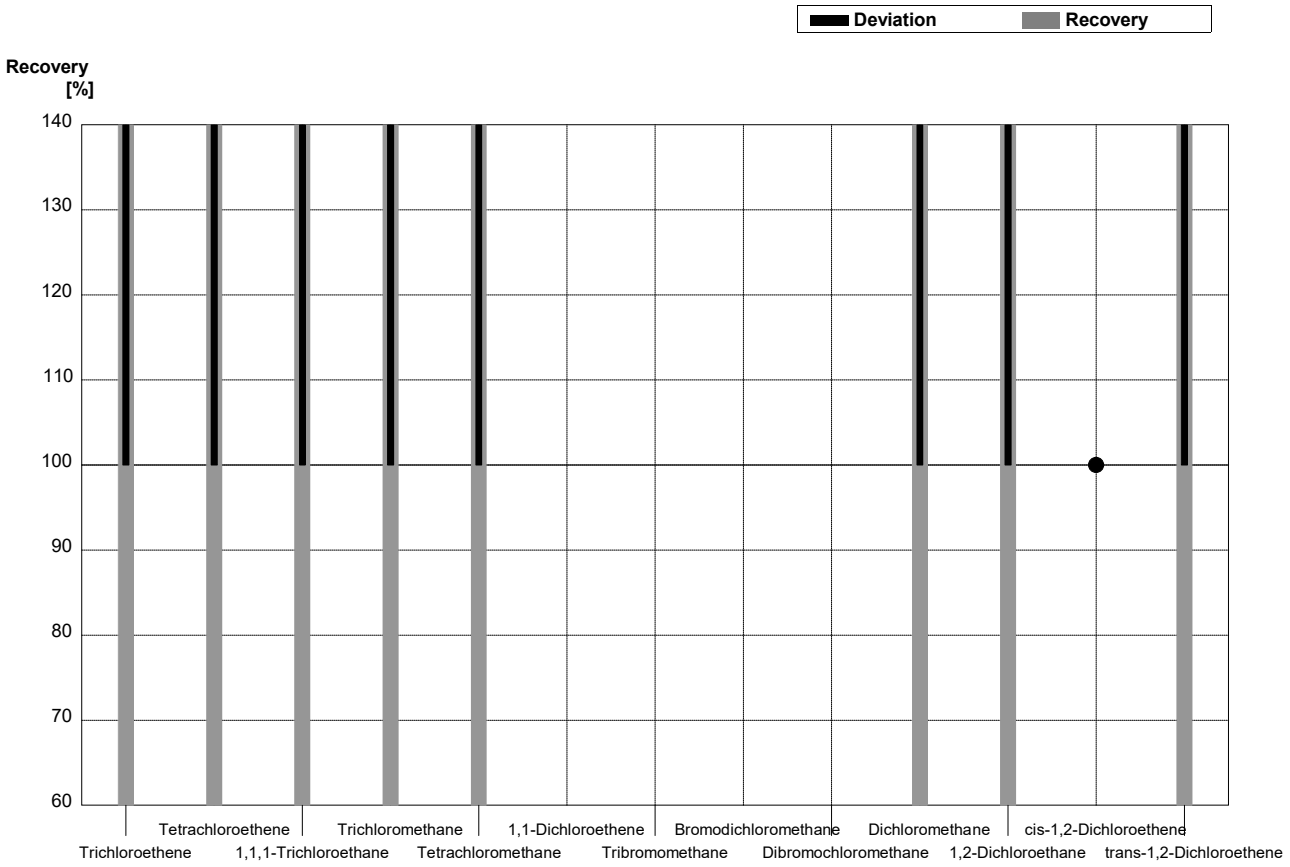

Sample **B-CB07A**
Laboratory **E**

Parameter	Target value	± U (k=2)	Result	±	Unit	Recovery
MTBE	1,70	0,09	1,60	0,48	µg/L	94%
Benzene	1,88	0,09	1,90	0,57	µg/L	101%
Toluene	1,40	0,07	1,40	0,52	µg/L	100%
Ethylbenzene	3,52	0,18	3,60	1,1	µg/L	102%
m,p-Xylene	1,96	0,10	2,10	0,63	µg/L	107%
o-Xylene	2,56	0,13	2,60	0,78	µg/L	102%

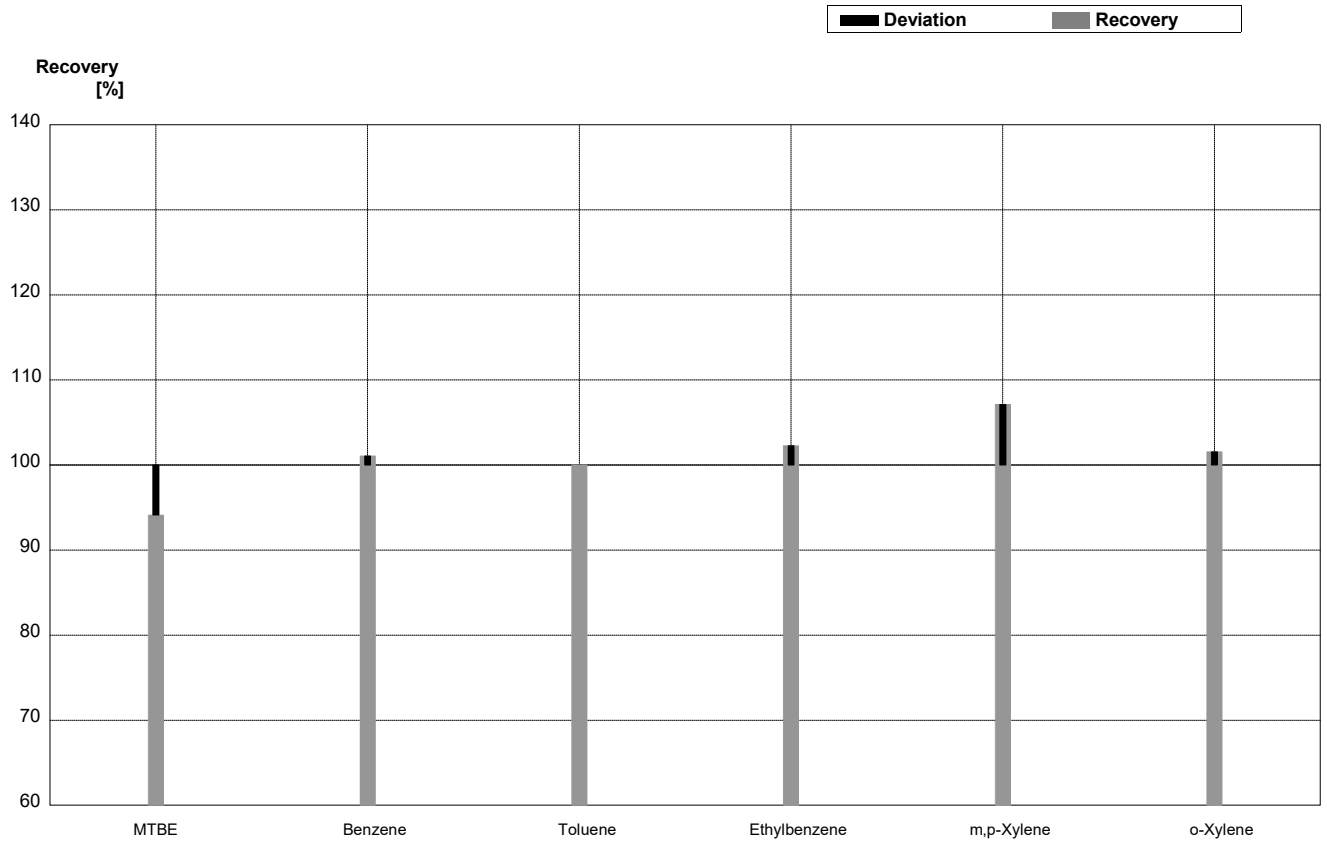

Sample **B-CB07B**
Laboratory **E**

Parameter	Target value	± U (k=2)	Result	±	Unit	Recovery
MTBE	0,82	0,04	<1		µg/L	•
Benzene	3,34	0,17	3,20	0,96	µg/L	96%
Toluene	3,44	0,17	3,50	1,1	µg/L	102%
Ethylbenzene	0,89	0,04	0,850	0,26	µg/L	96%
m,p-Xylene	0,61	0,03	0,550	0,17	µg/L	90%
o-Xylene	0,54	0,03	0,535	0,16	µg/L	99%

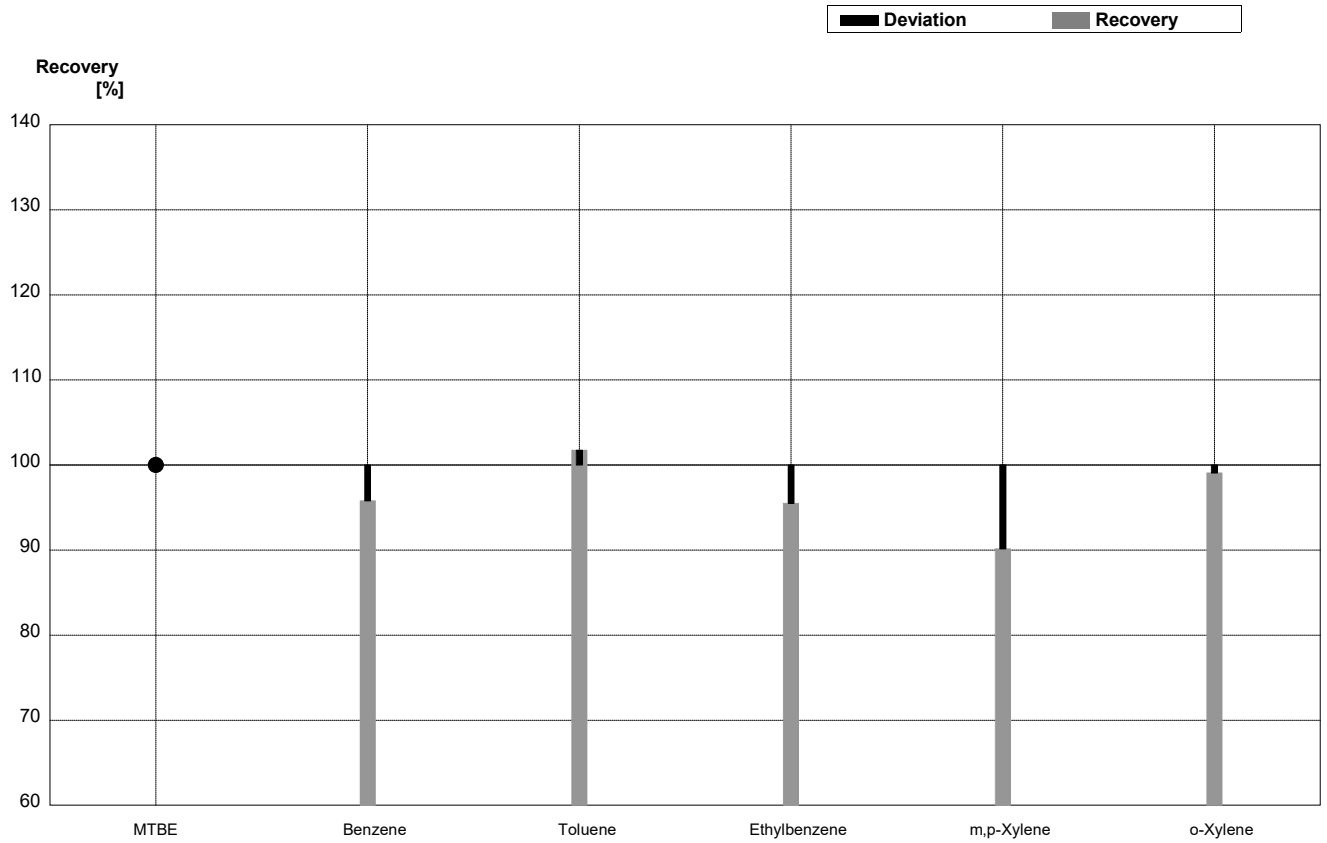

Sample **C-CB07A**
Laboratory **E**

Parameter	Target value	± U (k=2)	Result	±	Unit	Recovery
Trichloroethene	0,270	0,014	0,220	0,07	µg/l	81%
Tetrachloroethene	0,63	0,03	0,595	0,18	µg/l	94%
1,1,1-Trichloroethane	0,338	0,017	0,320	0,1	µg/l	95%
Trichloromethane	1,01	0,05	1,00	0,3	µg/l	99%
Tetrachloromethane	0,296	0,015	0,305	0,09	µg/l	103%
1,1-Dichloroethene	1,03	0,05	1,00	0,3	µg/l	97%
Tribromomethane	1,18	0,06	1,30	0,4	µg/l	110%
Bromodichloromethane	0,318	0,016	0,360	0,11	µg/l	113%
Dibromochloromethane	1,17	0,06	1,35	0,41	µg/l	115%
Dichloromethane	<0,6		<0,1		µg/l	•
1,2-Dichloroethane	0,86	0,04	0,890	0,27	µg/l	103%
cis-1,2-Dichloroethene	0,56	0,03	0,655	0,20	µg/l	117%
trans-1,2-Dichloroethene	0,340	0,017	0,330	0,1	µg/l	97%

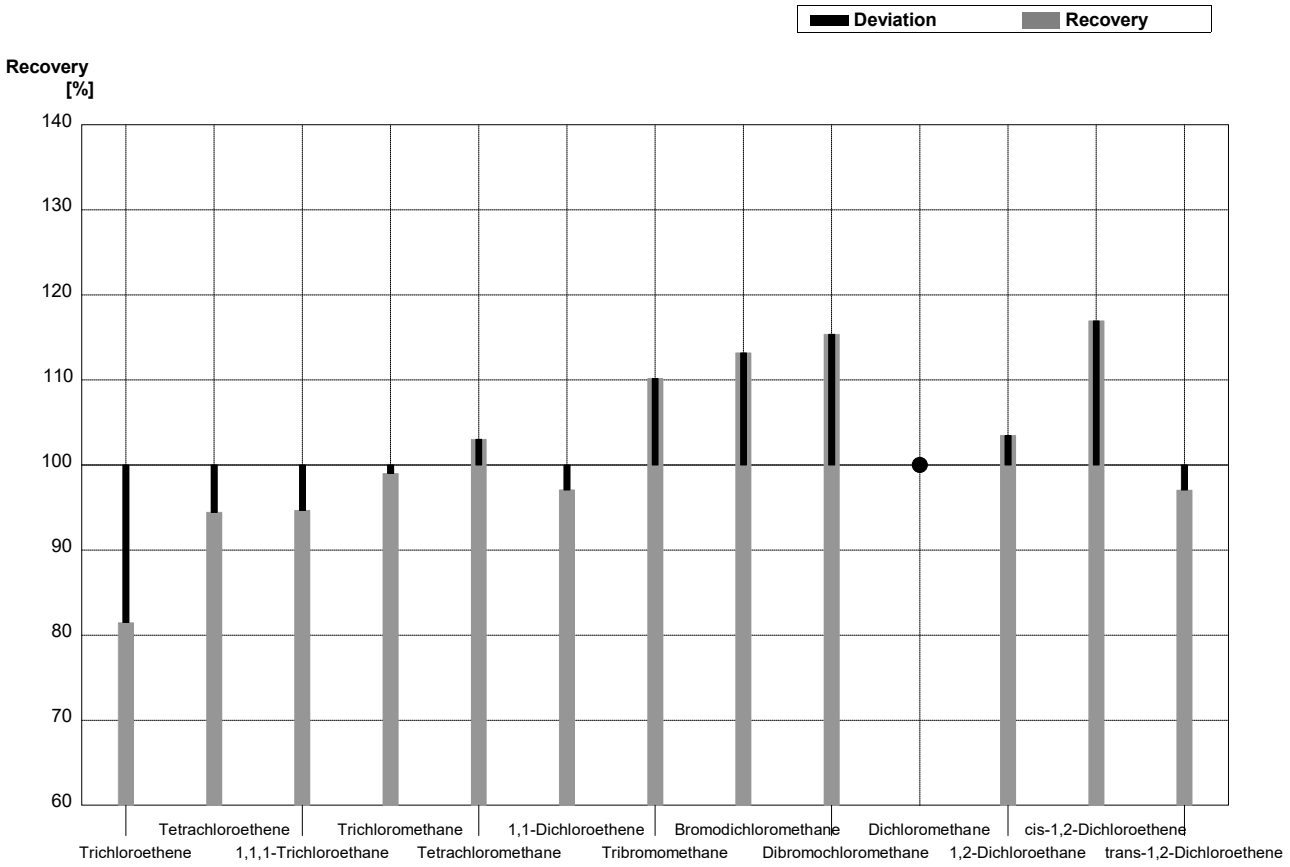

Sample **C-CB07B**
Laboratory **E**

Parameter	Target value	± U (k=2)	Result	±	Unit	Recovery
Trichloroethene	1,83	0,09	1,50	0,45	µg/l	82%
Tetrachloroethene	3,69	0,18	3,70	1,1	µg/l	100%
1,1,1-Trichloroethane	0,55	0,03	0,515	0,15	µg/l	94%
Trichloromethane	0,444	0,022	0,450	0,14	µg/l	101%
Tetrachloromethane	0,66	0,03	0,685	0,21	µg/l	104%
1,1-Dichloroethene	1,66	0,08	1,70	0,51	µg/l	102%
Tribromomethane	<0,04		<0,1		µg/l	•
Bromodichloromethane	0,362	0,018	0,420	0,13	µg/l	116%
Dibromochloromethane	1,97	0,10	2,30	0,69	µg/l	117%
Dichloromethane	3,23	0,16	3,65	1,1	µg/l	113%
1,2-Dichloroethane	2,10	0,11	2,30	0,69	µg/l	110%
cis-1,2-Dichloroethene	<0,06		<0,1		µg/l	•
trans-1,2-Dichloroethene	0,83	0,04	0,860	0,26	µg/l	104%

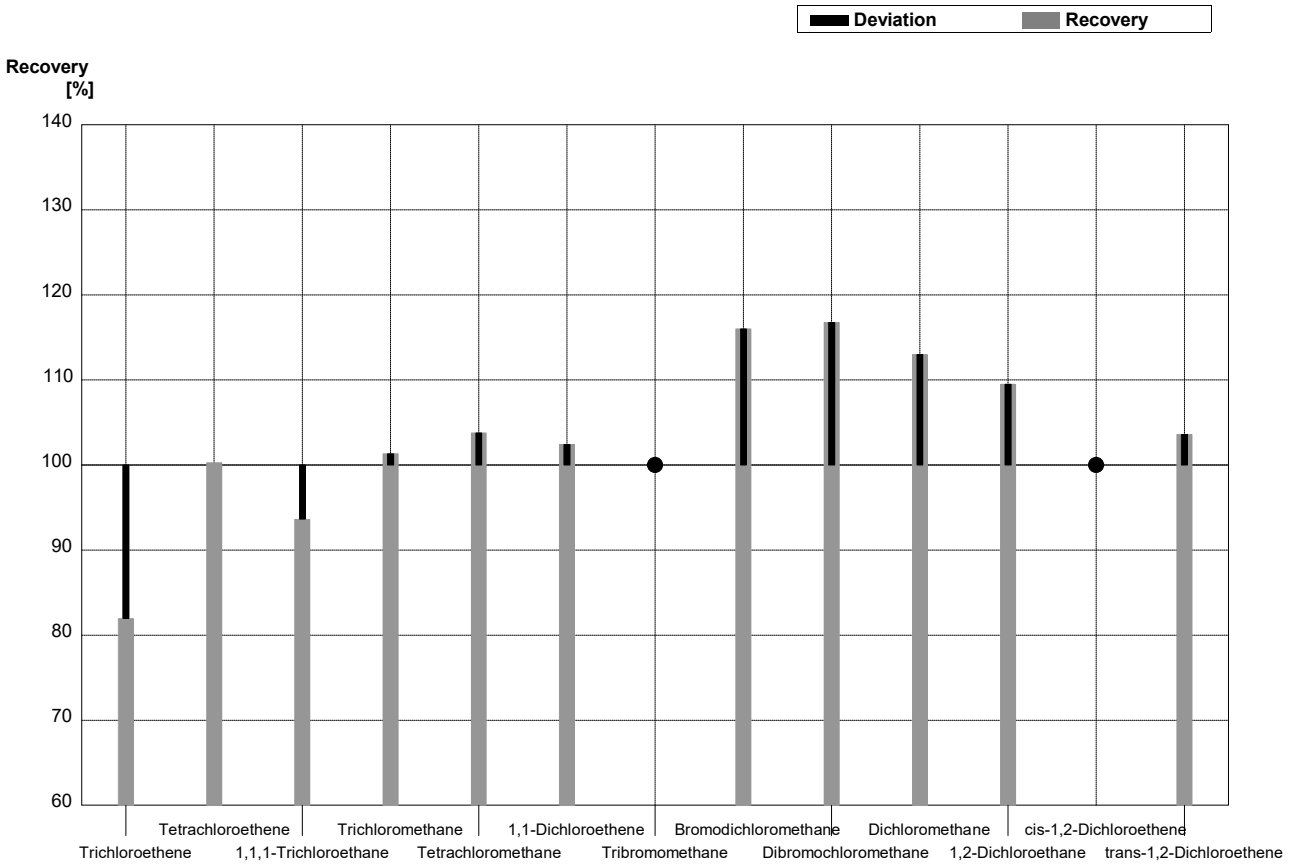

Sample **B-CB07A**
Laboratory **F**

Parameter	Target value	± U (k=2)	Result	±	Unit	Recovery
MTBE	1,70	0,09			µg/L	
Benzene	1,88	0,09	1,99	0,10	µg/L	106%
Toluene	1,40	0,07	1,73	0,10	µg/L	124%
Ethylbenzene	3,52	0,18	2,69	0,10	µg/L	76%
m,p-Xylene	1,96	0,10	3,16	0,10	µg/L	161%
o-Xylene	2,56	0,13	2,51	0,10	µg/L	98%

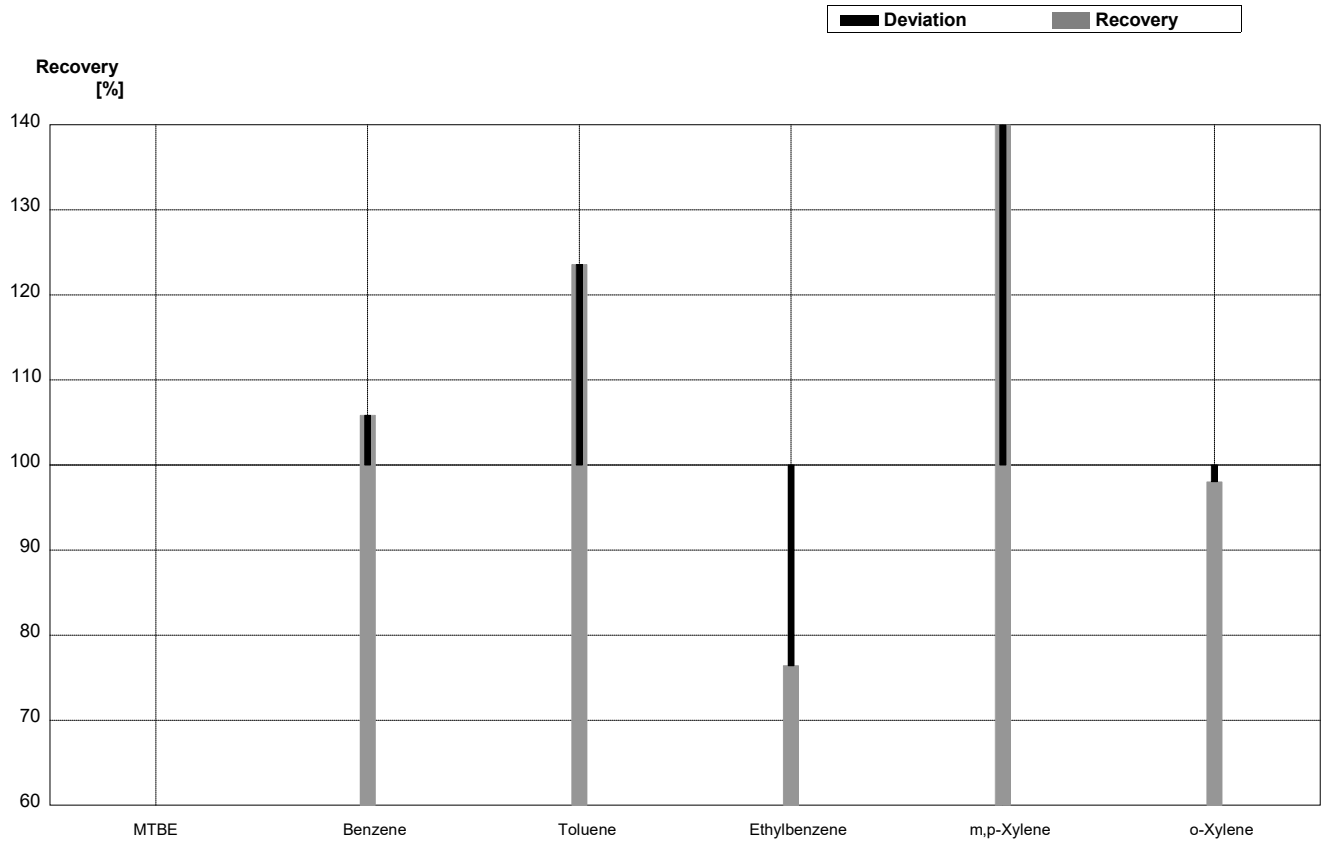

Sample **B-CB07B**
Laboratory **F**

Parameter	Target value	± U (k=2)	Result	±	Unit	Recovery
MTBE	0,82	0,04			µg/L	
Benzene	3,34	0,17	3,12	0,10	µg/L	93%
Toluene	3,44	0,17	3,01	0,10	µg/L	88%
Ethylbenzene	0,89	0,04	0,57	0,10	µg/L	64%
m,p-Xylene	0,61	0,03	1,29	0,10	µg/L	211%
o-Xylene	0,54	0,03	0,55	0,10	µg/L	102%

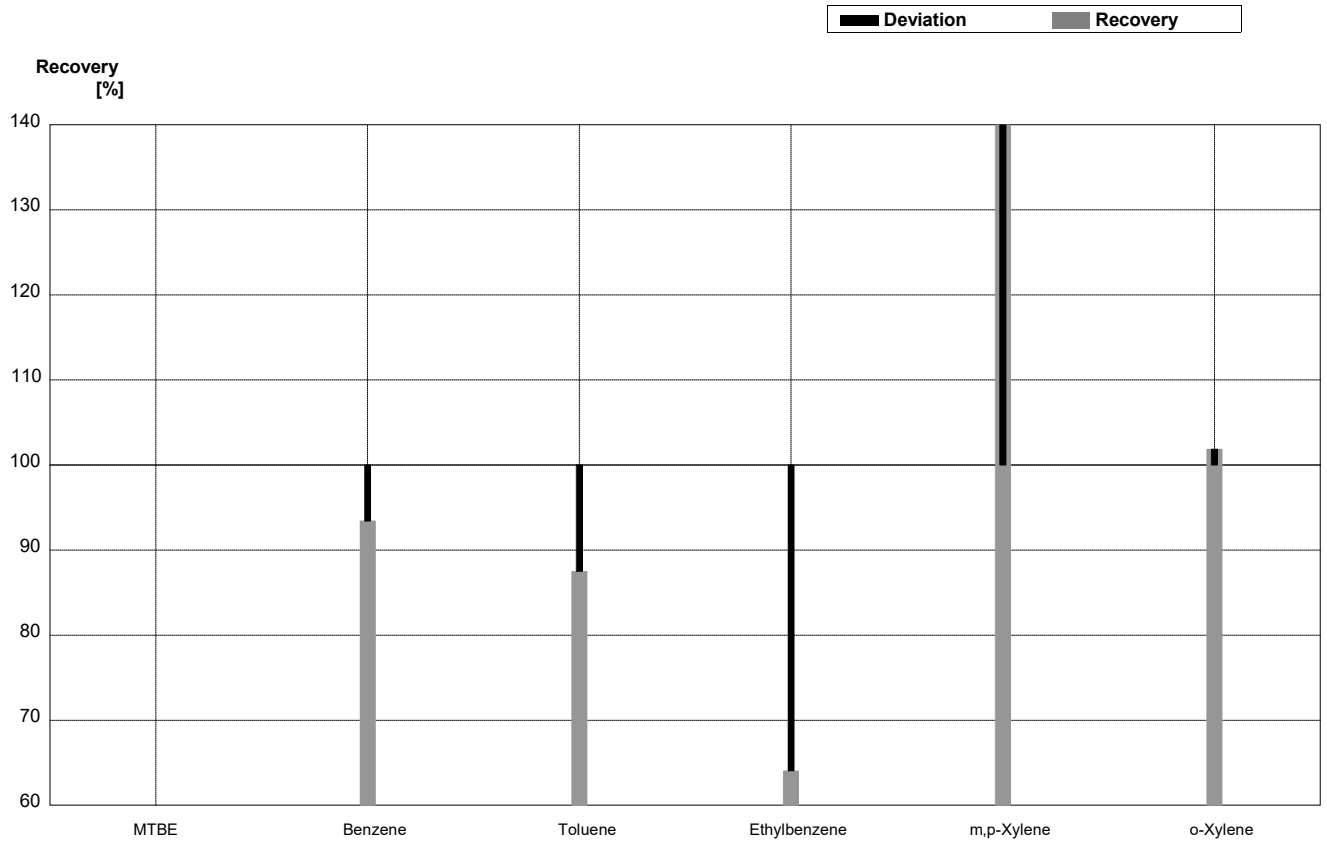

Sample **C-CB07A**
Laboratory **F**

Parameter	Target value	± U (k=2)	Result	±	Unit	Recovery
Trichloroethene	0,270	0,014	0,446	0,08	µg/l	165%
Tetrachloroethene	0,63	0,03	0,72	0,12	µg/l	114%
1,1,1-Trichloroethane	0,338	0,017	0,52	0,16	µg/l	154%
Trichloromethane	1,01	0,05	0,95	0,12	µg/l	94%
Tetrachloromethane	0,296	0,015	0,492	0,20	µg/l	166%
1,1-Dichloroethene	1,03	0,05	1,30	0,25	µg/l	126%
Tribromomethane	1,18	0,06	0,98	0,04	µg/l	83%
Bromodichloromethane	0,318	0,016	0,363	0,03	µg/l	114%
Dibromochloromethane	1,17	0,06	1,00	0,13	µg/l	85%
Dichloromethane	<0,6		0,233	0,08	µg/l	•
1,2-Dichloroethane	0,86	0,04	0,68	0,09	µg/l	79%
cis-1,2-Dichloroethene	0,56	0,03	0,72	0,10	µg/l	129%
trans-1,2-Dichloroethene	0,340	0,017	0,255	0,19	µg/l	75%

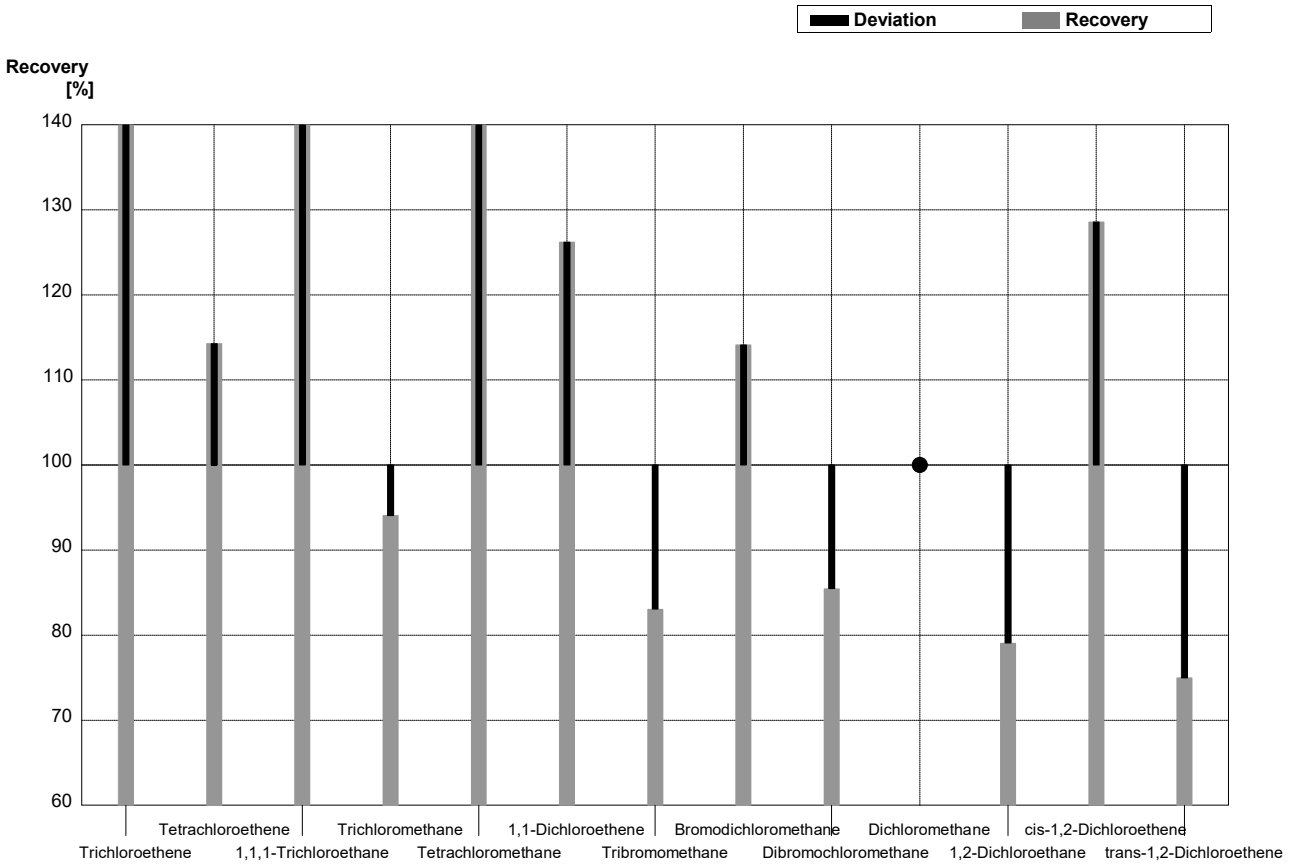

Sample **C-CB07B**
Laboratory **F**

Parameter	Target value	± U (k=2)	Result	±	Unit	Recovery
Trichloroethene	1,83	0,09	1,78	0,08	µg/l	97%
Tetrachloroethene	3,69	0,18	3,25	0,12	µg/l	88%
1,1,1-Trichloroethane	0,55	0,03	0,70	0,16	µg/l	127%
Trichloromethane	0,444	0,022	0,485	0,12	µg/l	109%
Tetrachloromethane	0,66	0,03	0,79	0,20	µg/l	120%
1,1-Dichloroethene	1,66	0,08	2,05	0,25	µg/l	123%
Tribromomethane	<0,04		<0,181	0,04	µg/l	•
Bromodichloromethane	0,362	0,018	0,414	0,03	µg/l	114%
Dibromochloromethane	1,97	0,10	1,65	0,13	µg/l	84%
Dichloromethane	3,23	0,16	3,22	0,07	µg/l	100%
1,2-Dichloroethane	2,10	0,11	1,98	0,09	µg/l	94%
cis-1,2-Dichloroethene	<0,06		<0,423	0,10	µg/l	•
trans-1,2-Dichloroethene	0,83	0,04	0,72	0,19	µg/l	87%

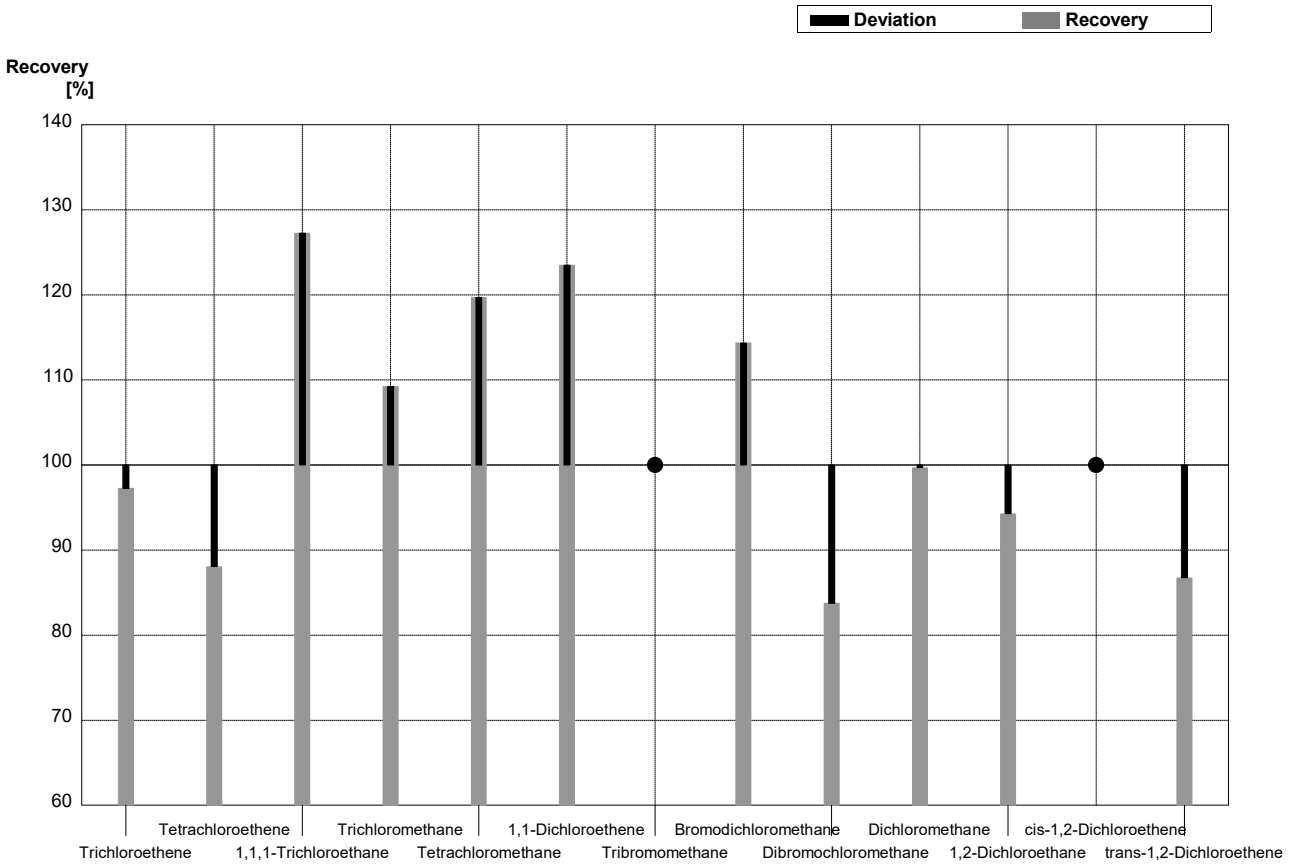

Sample **B-CB07A**
Laboratory **G**

Parameter	Target value	± U (k=2)	Result	±	Unit	Recovery
MTBE	1,70	0,09	na		µg/L	
Benzene	1,88	0,09	2,10	0,32	µg/L	112%
Toluene	1,40	0,07	1,50	0,23	µg/L	107%
Ethylbenzene	3,52	0,18	3,90	0,59	µg/L	111%
m,p-Xylene	1,96	0,10	1,10	0,17	µg/L	56%
o-Xylene	2,56	0,13	2,80	0,42	µg/L	109%

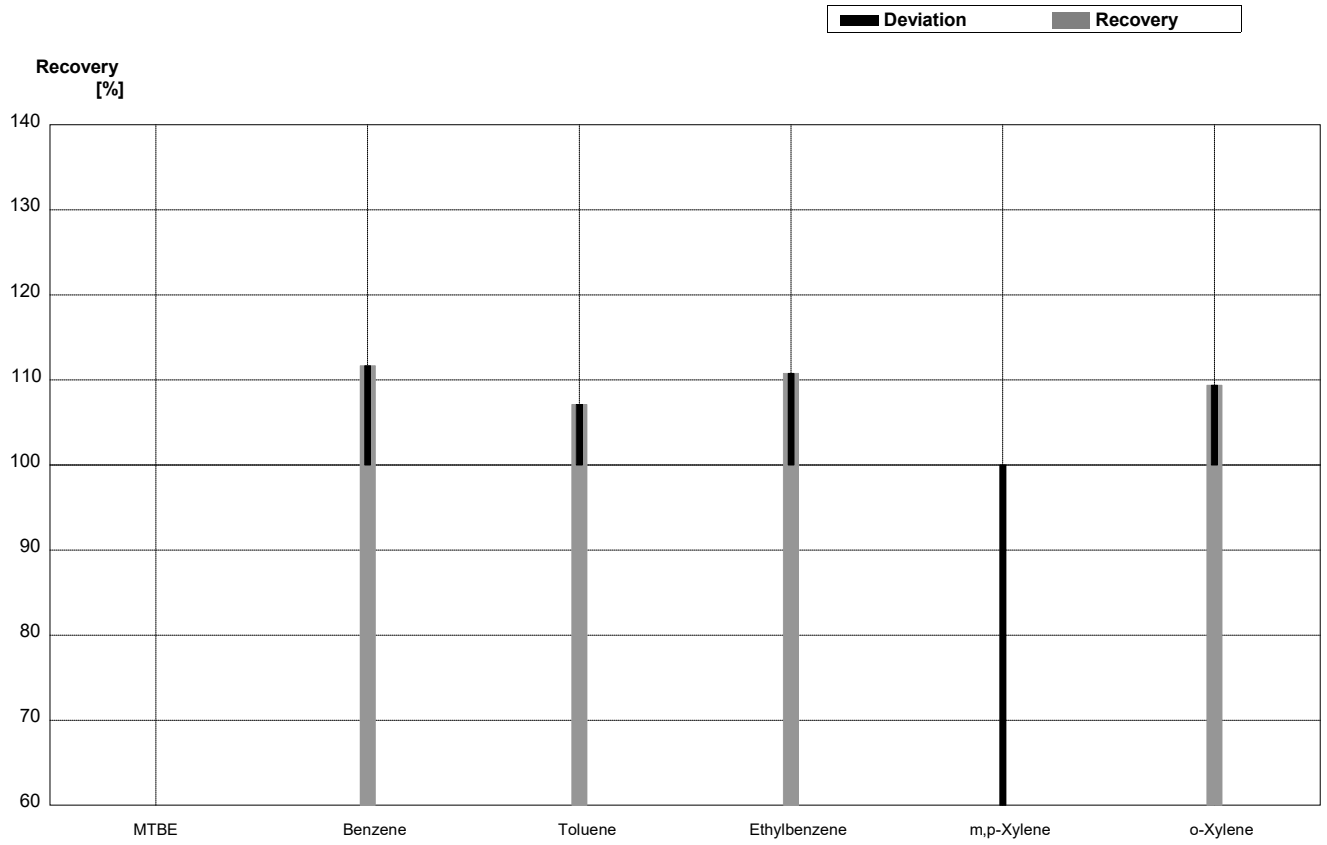

Sample **B-CB07B**
Laboratory **G**

Parameter	Target value	± U (k=2)	Result	±	Unit	Recovery
MTBE	0,82	0,04	na		µg/L	
Benzene	3,34	0,17	3,40	0,51	µg/L	102%
Toluene	3,44	0,17	3,60	0,54	µg/L	105%
Ethylbenzene	0,89	0,04	0,86	0,13	µg/L	97%
m,p-Xylene	0,61	0,03	<0,1		µg/L	FN
o-Xylene	0,54	0,03	0,51	0,08	µg/L	94%

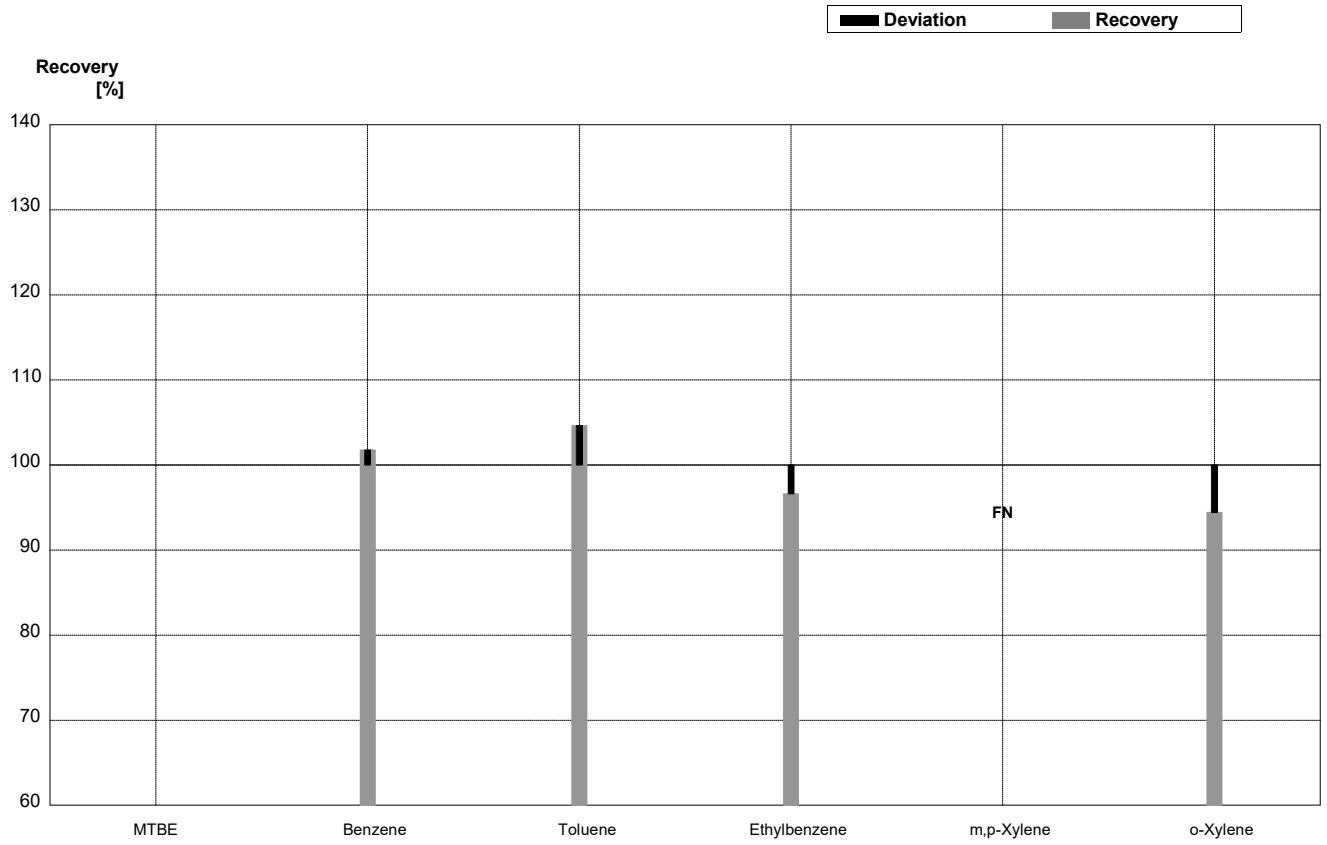

Sample **C-CB07A**
Laboratory **G**

Parameter	Target value	± U (k=2)	Result	±	Unit	Recovery
Trichloroethene	0,270	0,014	0,140	0,02	µg/l	52%
Tetrachloroethene	0,63	0,03	0,55	0,08	µg/l	87%
1,1,1-Trichloroethane	0,338	0,017	0,290	0,04	µg/l	86%
Trichloromethane	1,01	0,05	0,93	0,14	µg/l	92%
Tetrachloromethane	0,296	0,015	0,230	0,03	µg/l	78%
1,1-Dichloroethene	1,03	0,05	0,96	0,140	µg/l	93%
Tribromomethane	1,18	0,06	1,10	0,17	µg/l	93%
Bromodichloromethane	0,318	0,016	0,290	0,04	µg/l	91%
Dibromochloromethane	1,17	0,06	1,10	0,17	µg/l	94%
Dichloromethane	<0,6		<0,10		µg/l	•
1,2-Dichloroethane	0,86	0,04	0,88	0,13	µg/l	102%
cis-1,2-Dichloroethene	0,56	0,03	0,440	0,07	µg/l	79%
trans-1,2-Dichloroethene	0,340	0,017	0,300	0,05	µg/l	88%

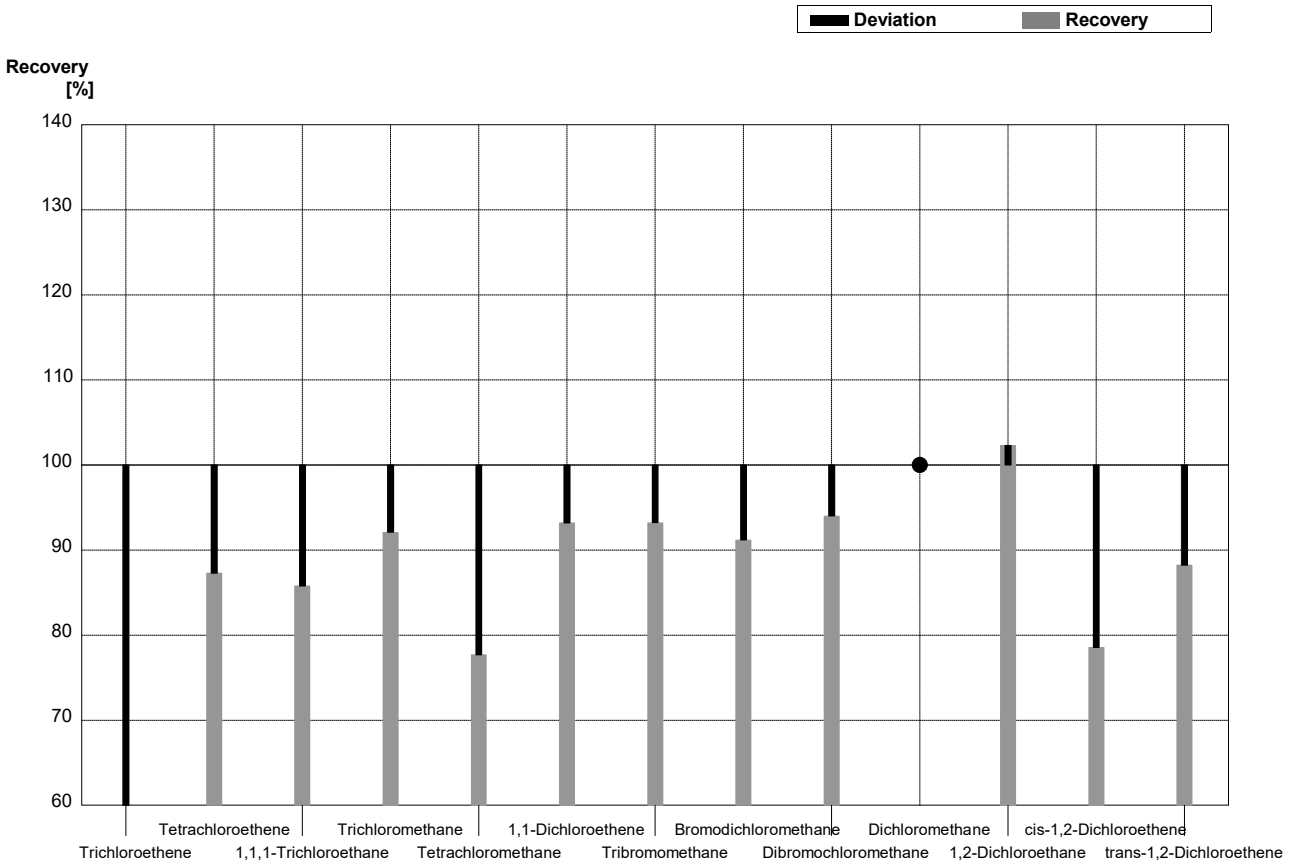

Sample **C-CB07B**
Laboratory **G**

Parameter	Target value	± U (k=2)	Result	±	Unit	Recovery
Trichloroethene	1,83	0,09	1,10	0,170	µg/l	60%
Tetrachloroethene	3,69	0,18	3,30	0,50	µg/l	89%
1,1,1-Trichloroethane	0,55	0,03	0,490	0,07	µg/l	89%
Trichloromethane	0,444	0,022	0,370	0,06	µg/l	83%
Tetrachloromethane	0,66	0,03	0,59	0,09	µg/l	89%
1,1-Dichloroethene	1,66	0,08	1,60	0,24	µg/l	96%
Tribromomethane	<0,04		<0,10		µg/l	•
Bromodichloromethane	0,362	0,018	0,320	0,05	µg/l	88%
Dibromochloromethane	1,97	0,10	1,80	0,27	µg/l	91%
Dichloromethane	3,23	0,16	2,90	0,44	µg/l	90%
1,2-Dichloroethane	2,10	0,11	2,10	0,32	µg/l	100%
cis-1,2-Dichloroethene	<0,06		<0,10		µg/l	•
trans-1,2-Dichloroethene	0,83	0,04	0,76	0,11	µg/l	92%

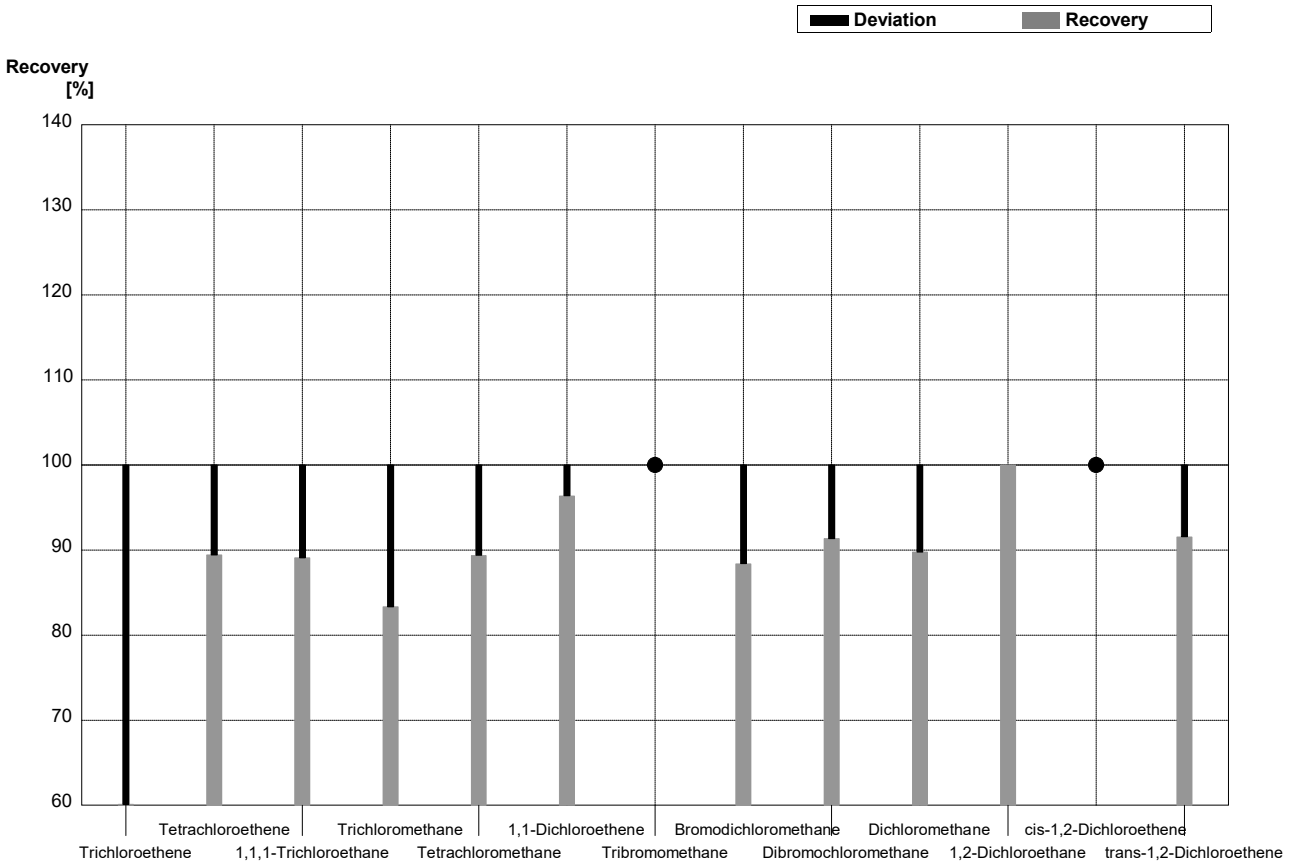

Sample **B-CB07A**
Laboratory **H**

Parameter	Target value	± U (k=2)	Result	±	Unit	Recovery
MTBE	1,70	0,09	1,747	0,262	µg/L	103%
Benzene	1,88	0,09	1,890	0,284	µg/L	101%
Toluene	1,40	0,07	1,303	0,196	µg/L	93%
Ethylbenzene	3,52	0,18	3,306	0,496	µg/L	94%
m,p-Xylene	1,96	0,10	1,728	0,259	µg/L	88%
o-Xylene	2,56	0,13	2,357	0,354	µg/L	92%

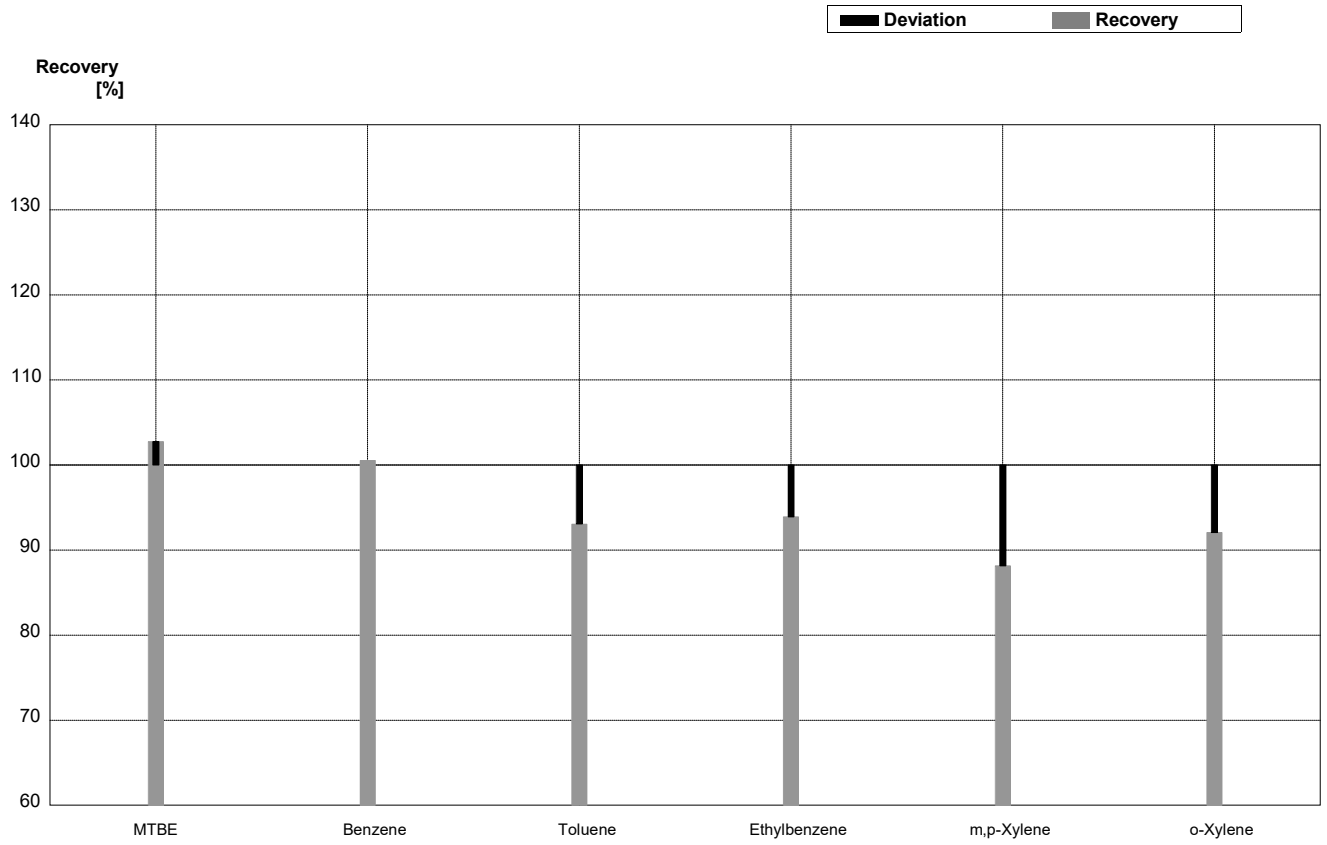

Sample **B-CB07B**
Laboratory **H**

Parameter	Target value	± U (k=2)	Result	±	Unit	Recovery
MTBE	0,82	0,04	0,832	0,125	µg/L	101%
Benzene	3,34	0,17	3,368	0,505	µg/L	101%
Toluene	3,44	0,17	3,297	0,495	µg/L	96%
Ethylbenzene	0,89	0,04	0,757	0,114	µg/L	85%
m,p-Xylene	0,61	0,03	0,492	0,074	µg/L	81%
o-Xylene	0,54	0,03	0,478	0,072	µg/L	89%

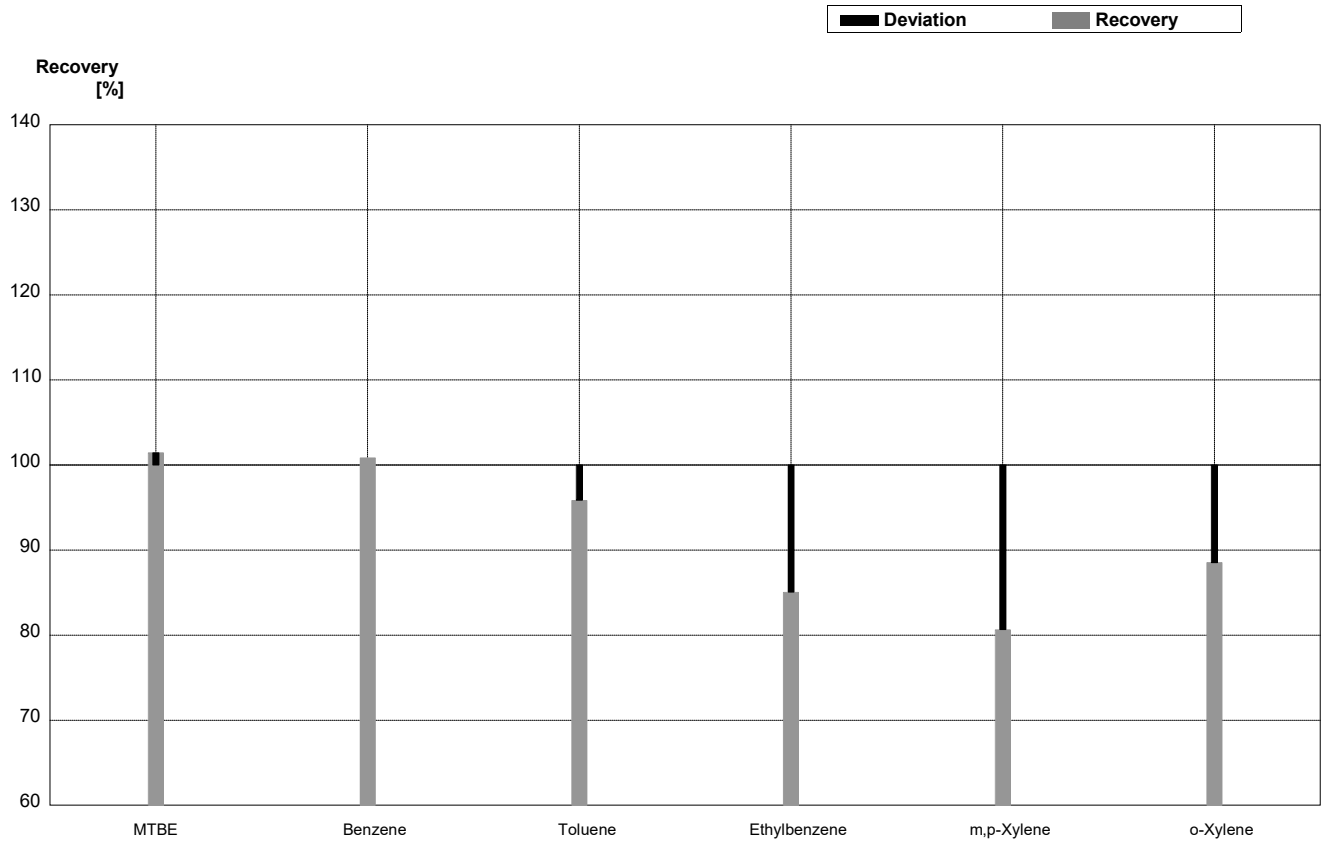

Sample **C-CB07A**
Laboratory **H**

Parameter	Target value	± U (k=2)	Result	±	Unit	Recovery
Trichloroethene	0,270	0,014	0,247	0,037	µg/l	91%
Tetrachloroethene	0,63	0,03	0,569	0,085	µg/l	90%
1,1,1-Trichloroethane	0,338	0,017	0,345	0,052	µg/l	102%
Trichloromethane	1,01	0,05	1,050	0,158	µg/l	104%
Tetrachloromethane	0,296	0,015	0,305	0,046	µg/l	103%
1,1-Dichloroethene	1,03	0,05	0,992	0,149	µg/l	96%
Tribromomethane	1,18	0,06	1,166	0,175	µg/l	99%
Bromodichloromethane	0,318	0,016	0,321	0,048	µg/l	101%
Dibromochloromethane	1,17	0,06	1,132	0,170	µg/l	97%
Dichloromethane	<0,6		0,352	0,053	µg/l	•
1,2-Dichloroethane	0,86	0,04	0,889	0,133	µg/l	103%
cis-1,2-Dichloroethene	0,56	0,03			µg/l	
trans-1,2-Dichloroethene	0,340	0,017			µg/l	

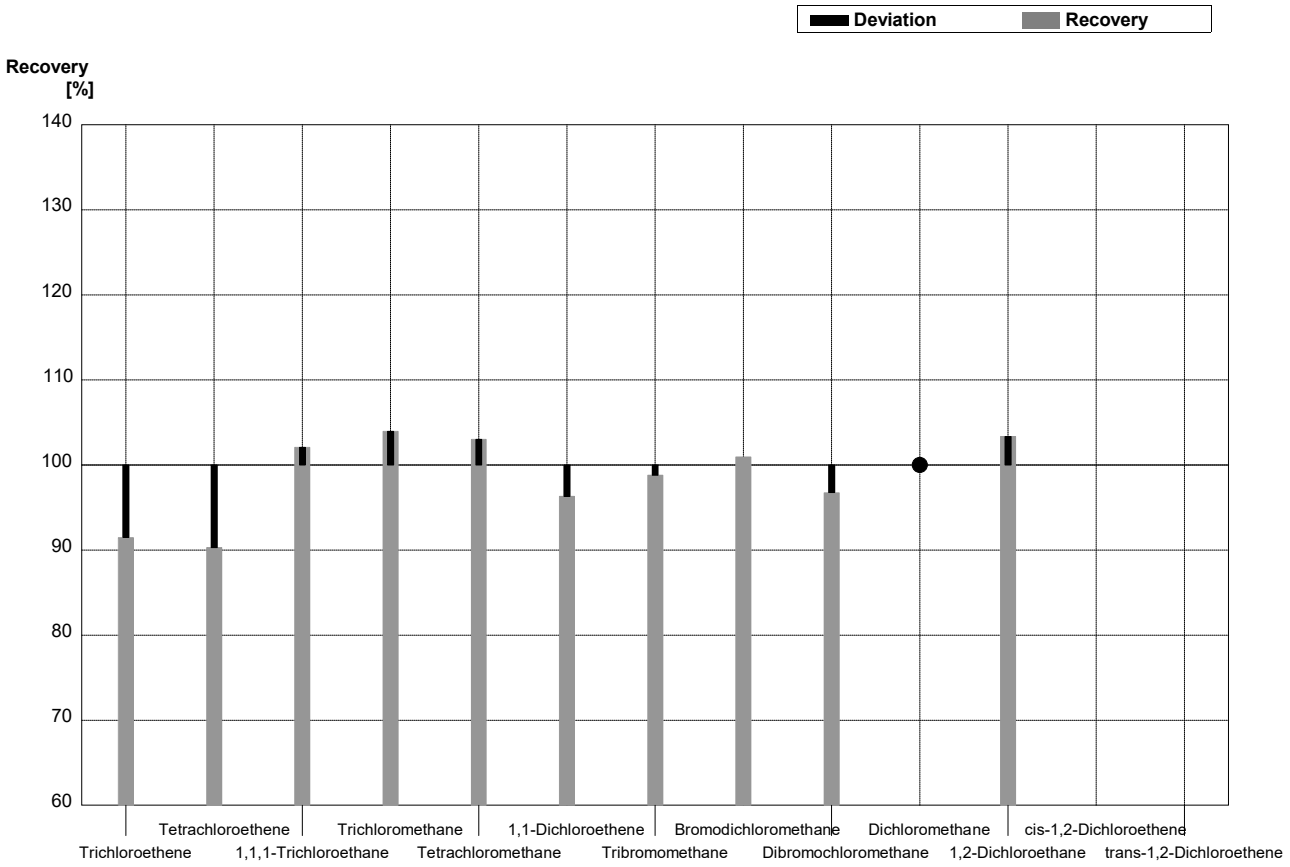

Sample **C-CB07B**
Laboratory **H**

Parameter	Target value	± U (k=2)	Result	±	Unit	Recovery
Trichloroethene	1,83	0,09	1,722	0,258	µg/l	94%
Tetrachloroethene	3,69	0,18	3,514	0,527	µg/l	95%
1,1,1-Trichloroethane	0,55	0,03	0,596	0,089	µg/l	108%
Trichloromethane	0,444	0,022	0,496	0,074	µg/l	112%
Tetrachloromethane	0,66	0,03	0,691	0,104	µg/l	105%
1,1-Dichloroethene	1,66	0,08	1,628	0,244	µg/l	98%
Tribromomethane	<0,04		<0,3		µg/l	•
Bromodichloromethane	0,362	0,018	0,383	0,057	µg/l	106%
Dibromochloromethane	1,97	0,10	1,996	0,299	µg/l	101%
Dichloromethane	3,23	0,16	3,489	0,523	µg/l	108%
1,2-Dichloroethane	2,10	0,11	2,262	0,339	µg/l	108%
cis-1,2-Dichloroethene	<0,06				µg/l	
trans-1,2-Dichloroethene	0,83	0,04			µg/l	

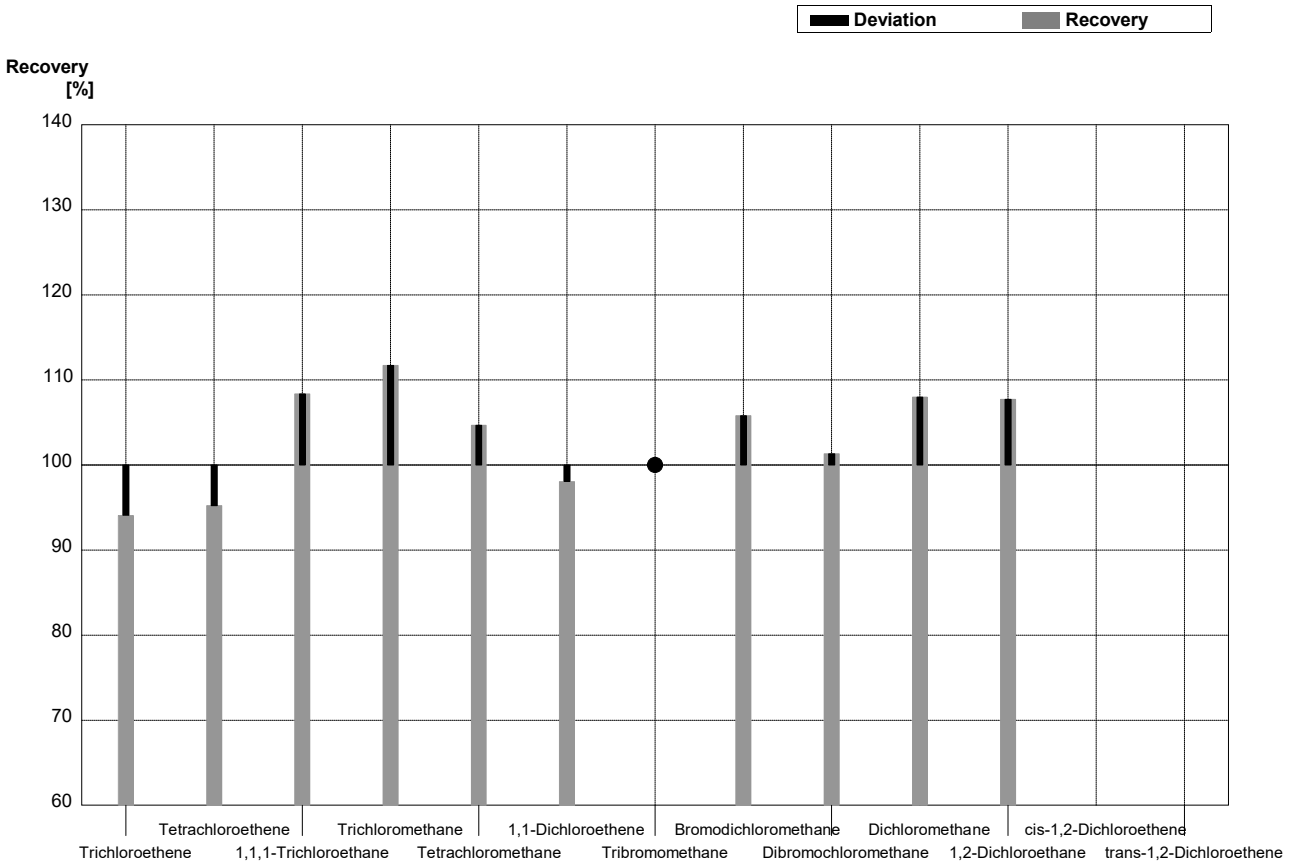

Sample **B-CB07A**
Laboratory **I**

Parameter	Target value	± U (k=2)	Result	±	Unit	Recovery
MTBE	1,70	0,09			µg/L	
Benzene	1,88	0,09	1,76	0,264	µg/L	94%
Toluene	1,40	0,07	1,24	0,186	µg/L	89%
Ethylbenzene	3,52	0,18	4,83	0,72	µg/L	137%
m,p-Xylene	1,96	0,10	5,69	0,85	µg/L	290%
o-Xylene	2,56	0,13	3,11	0,467	µg/L	121%

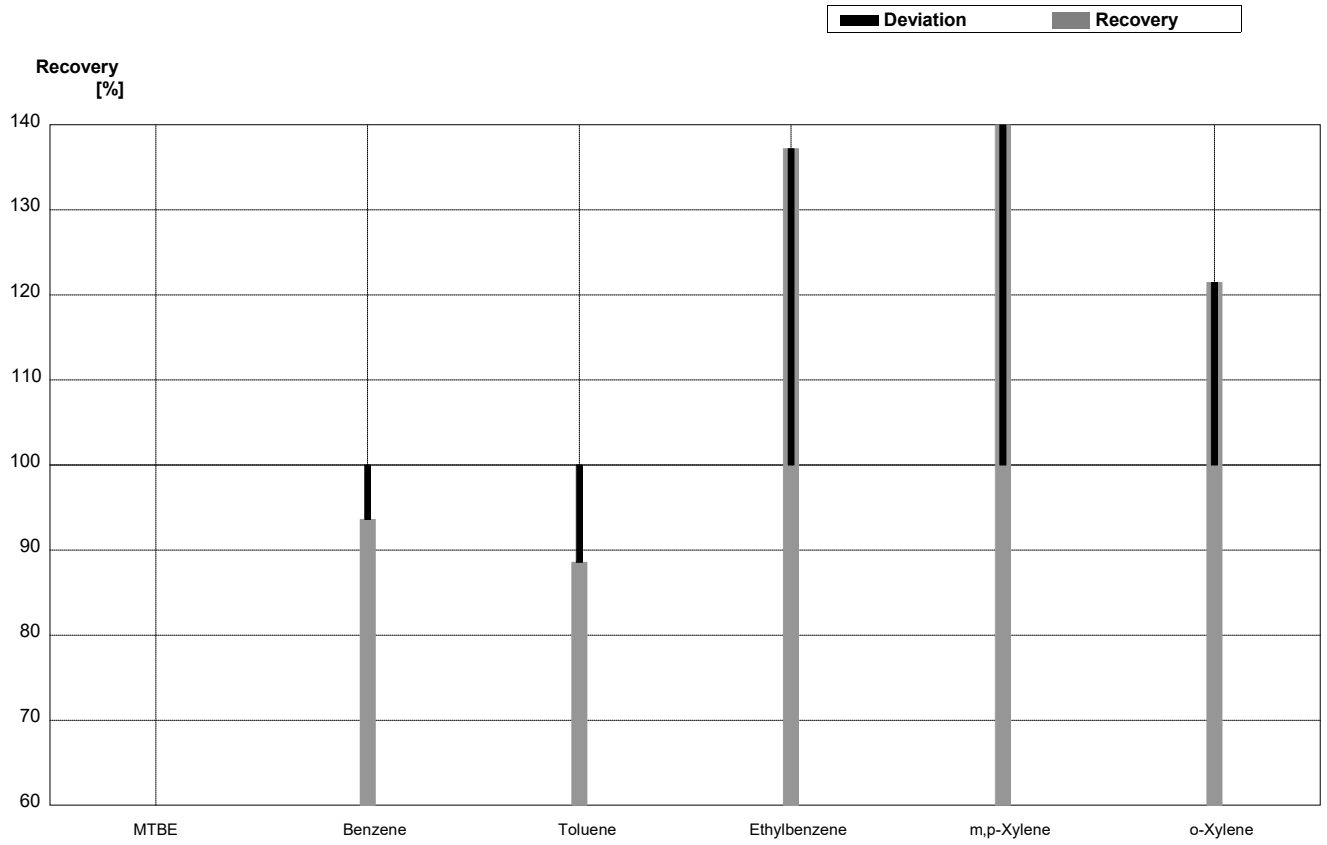

Sample **B-CB07B**
Laboratory **I**

Parameter	Target value	± U (k=2)	Result	±	Unit	Recovery
MTBE	0,82	0,04			µg/L	
Benzene	3,34	0,17	2,91	0,436	µg/L	87%
Toluene	3,44	0,17	3,41	0,51	µg/L	99%
Ethylbenzene	0,89	0,04	1,22	0,183	µg/L	137%
m,p-Xylene	0,61	0,03	1,52	0,229	µg/L	249%
o-Xylene	0,54	0,03	0,69	0,103	µg/L	128%

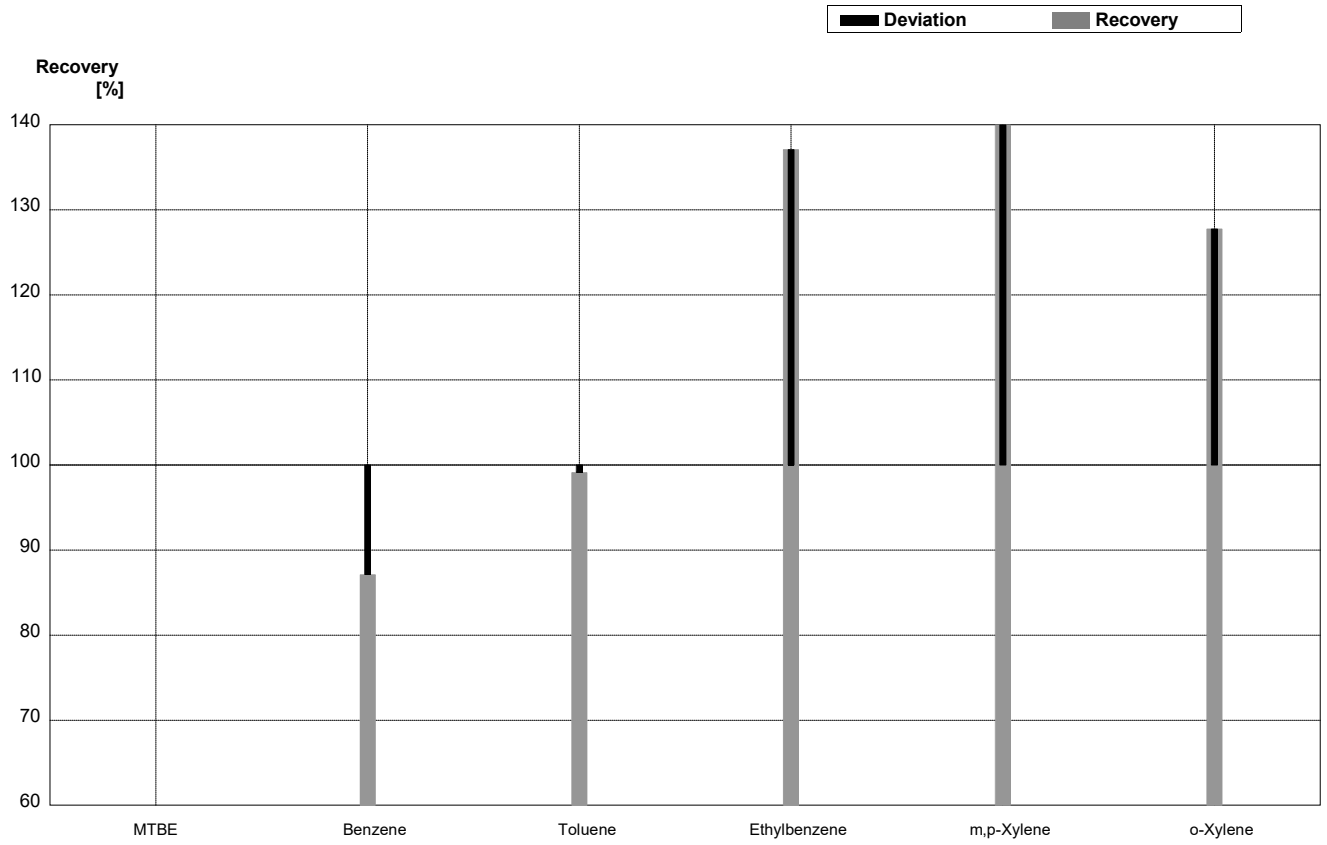

Sample **C-CB07A**
Laboratory **I**

Parameter	Target value	± U (k=2)	Result	±	Unit	Recovery
Trichloroethene	0,270	0,014	0,337	0,050	µg/l	125%
Tetrachloroethene	0,63	0,03	0,91	0,137	µg/l	144%
1,1,1-Trichloroethane	0,338	0,017	0,352	0,053	µg/l	104%
Trichloromethane	1,01	0,05	0,93	0,140	µg/l	92%
Tetrachloromethane	0,296	0,015	0,308	0,0462	µg/l	104%
1,1-Dichloroethene	1,03	0,05			µg/l	
Tribromomethane	1,18	0,06			µg/l	
Bromodichloromethane	0,318	0,016			µg/l	
Dibromochloromethane	1,17	0,06			µg/l	
Dichloromethane	<0,6		<1,00	0,15	µg/l	•
1,2-Dichloroethane	0,86	0,04	0,91	0,136	µg/l	106%
cis-1,2-Dichloroethene	0,56	0,03	0,54	0,081	µg/l	96%
trans-1,2-Dichloroethene	0,340	0,017	0,386	0,057	µg/l	114%

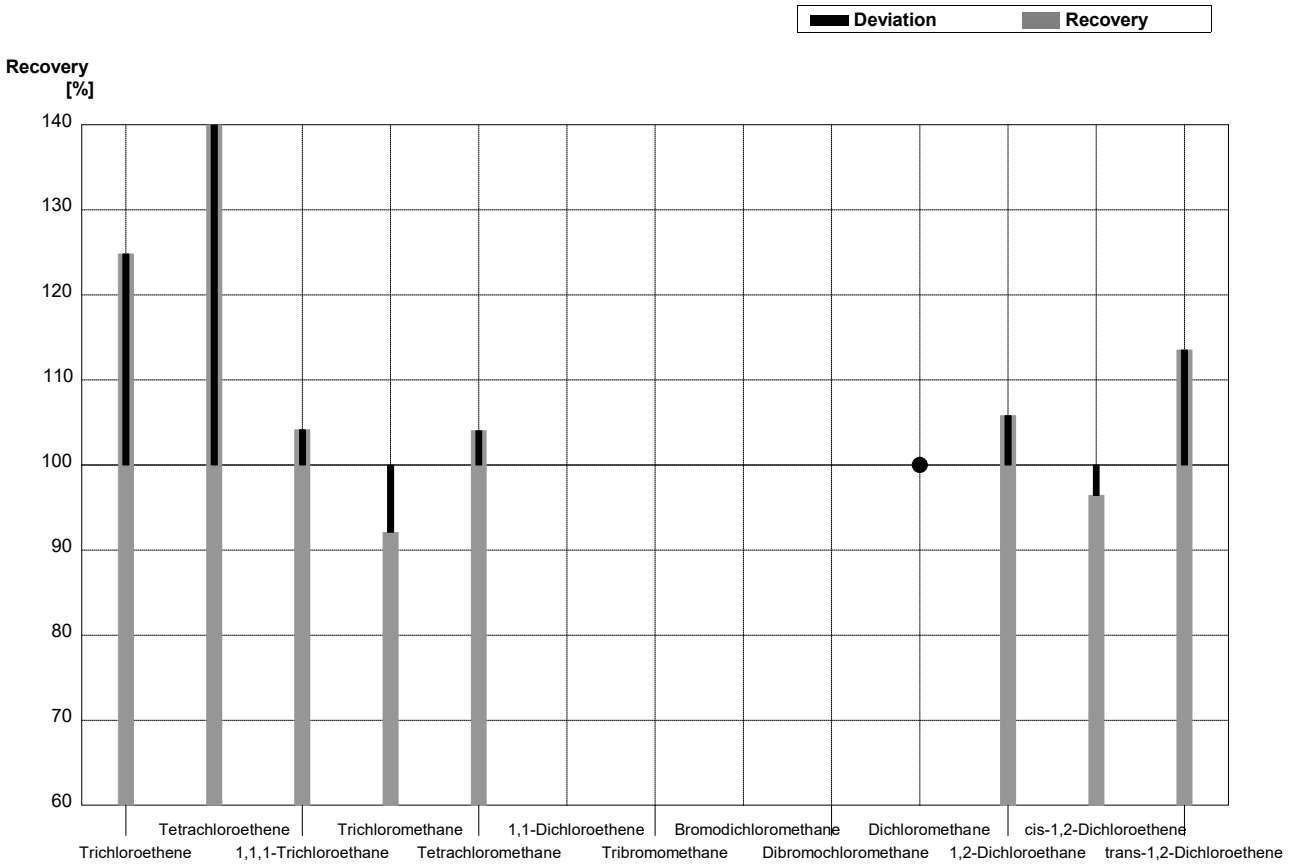

Sample **C-CB07B**
Laboratory **I**

Parameter	Target value	± U (k=2)	Result	±	Unit	Recovery
Trichloroethene	1,83	0,09	1,82	0,273	µg/l	99%
Tetrachloroethene	3,69	0,18	6,05	0,908	µg/l	164%
1,1,1-Trichloroethane	0,55	0,03	0,528	0,079	µg/l	96%
Trichloromethane	0,444	0,022	0,458	0,068	µg/l	103%
Tetrachloromethane	0,66	0,03	0,63	0,094	µg/l	95%
1,1-Dichloroethene	1,66	0,08			µg/l	
Tribromomethane	<0,04				µg/l	
Bromodichloromethane	0,362	0,018			µg/l	
Dibromochloromethane	1,97	0,10			µg/l	
Dichloromethane	3,23	0,16	2,46	0,369	µg/l	76%
1,2-Dichloroethane	2,10	0,11	1,74	0,261	µg/l	83%
cis-1,2-Dichloroethene	<0,06		<0,15	0,0225	µg/l	•
trans-1,2-Dichloroethene	0,83	0,04	0,948	0,142	µg/l	114%

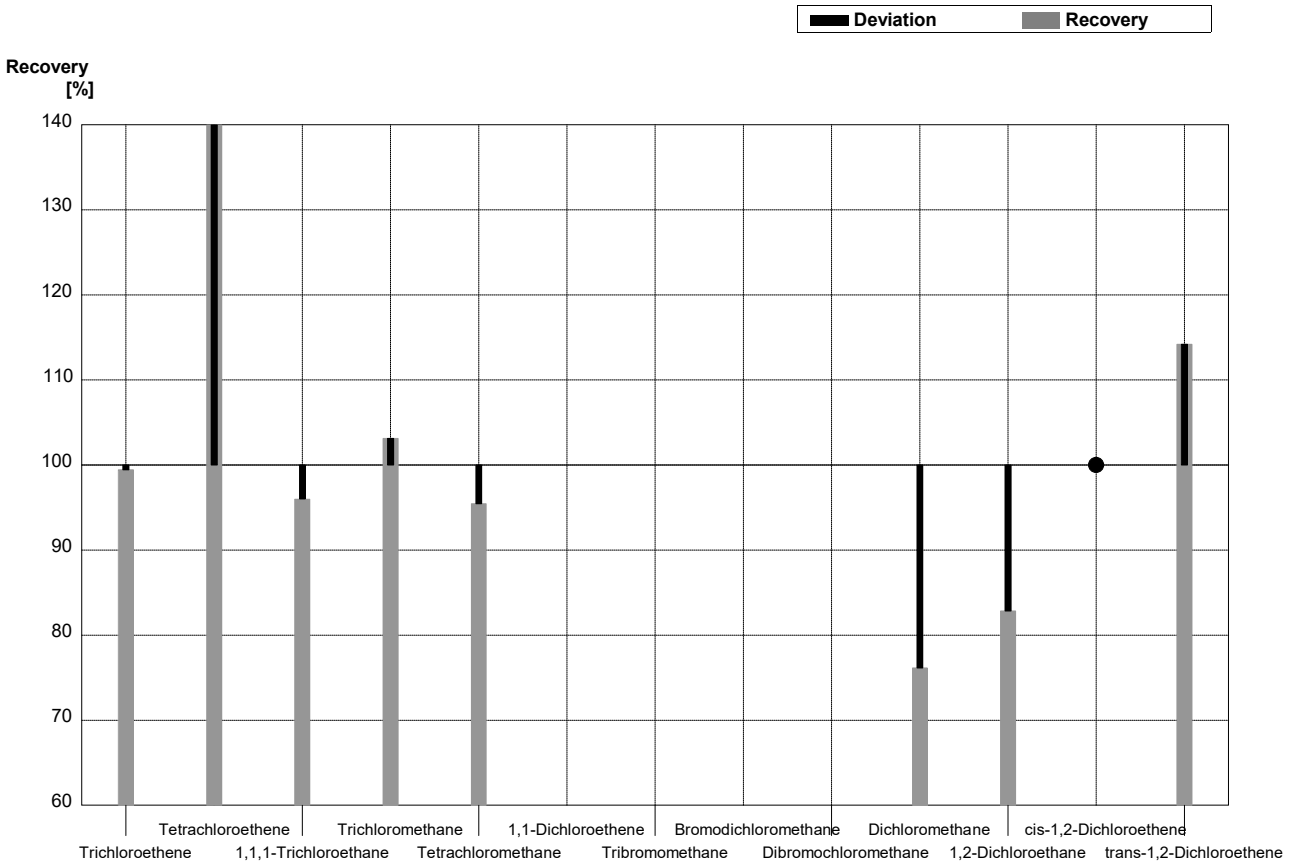

Sample **B-CB07A**
Laboratory **J**

Parameter	Target value	± U (k=2)	Result	±	Unit	Recovery
MTBE	1,70	0,09	1,20	0,31	µg/L	71%
Benzene	1,88	0,09	2,01	0,52	µg/L	107%
Toluene	1,40	0,07	1,36	0,23	µg/L	97%
Ethylbenzene	3,52	0,18	3,37	0,84	µg/L	96%
m,p-Xylene	1,96	0,10	1,85	0,46	µg/L	94%
o-Xylene	2,56	0,13	2,23	0,61	µg/L	87%

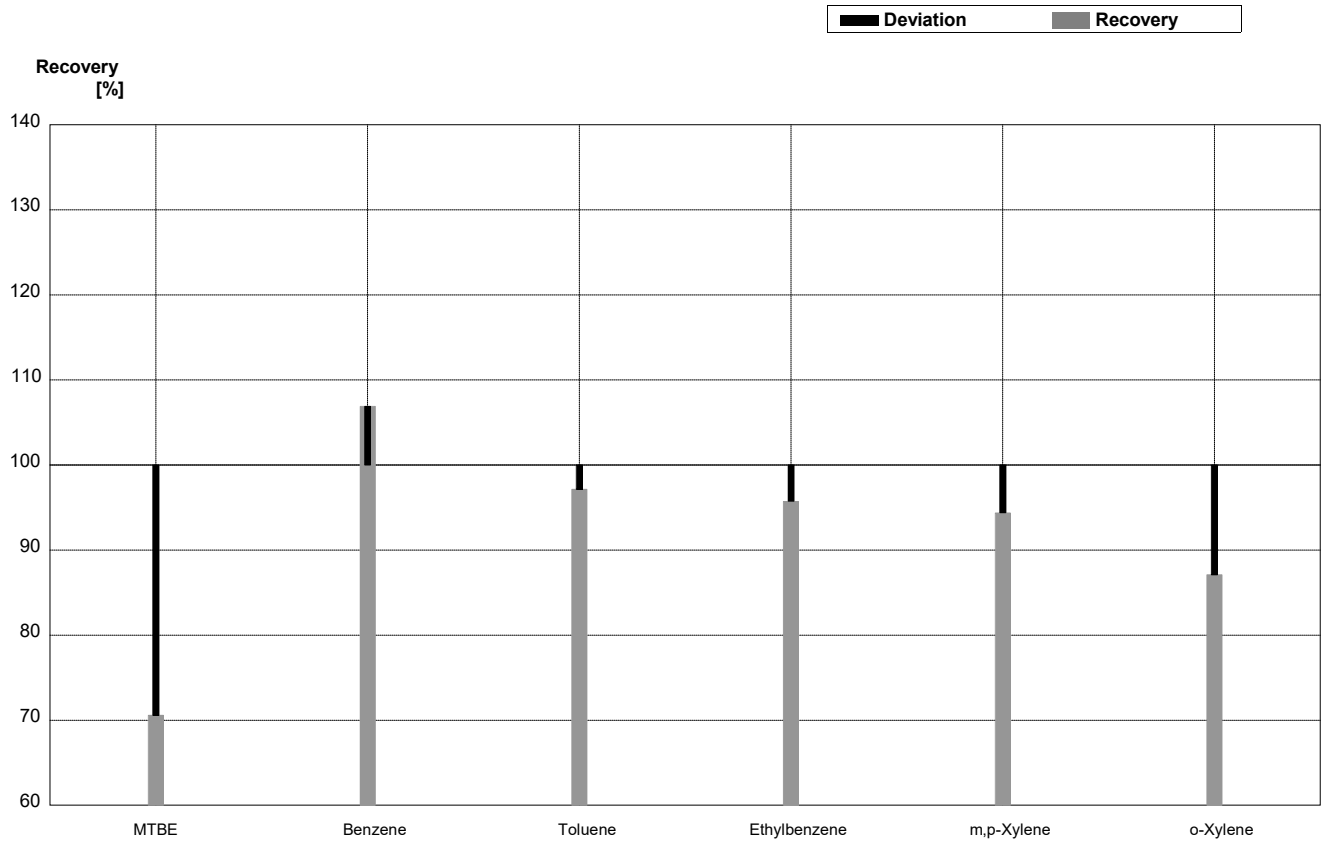

Sample **B-CB07B**
Laboratory **J**

Parameter	Target value	± U (k=2)	Result	±	Unit	Recovery
MTBE	0,82	0,04	<1		µg/L	•
Benzene	3,34	0,17	2,99	0,78	µg/L	90%
Toluene	3,44	0,17	3,21	0,55	µg/L	93%
Ethylbenzene	0,89	0,04	0,80	0,20	µg/L	90%
m,p-Xylene	0,61	0,03	0,55	0,14	µg/L	90%
o-Xylene	0,54	0,03	0,470	0,12	µg/L	87%

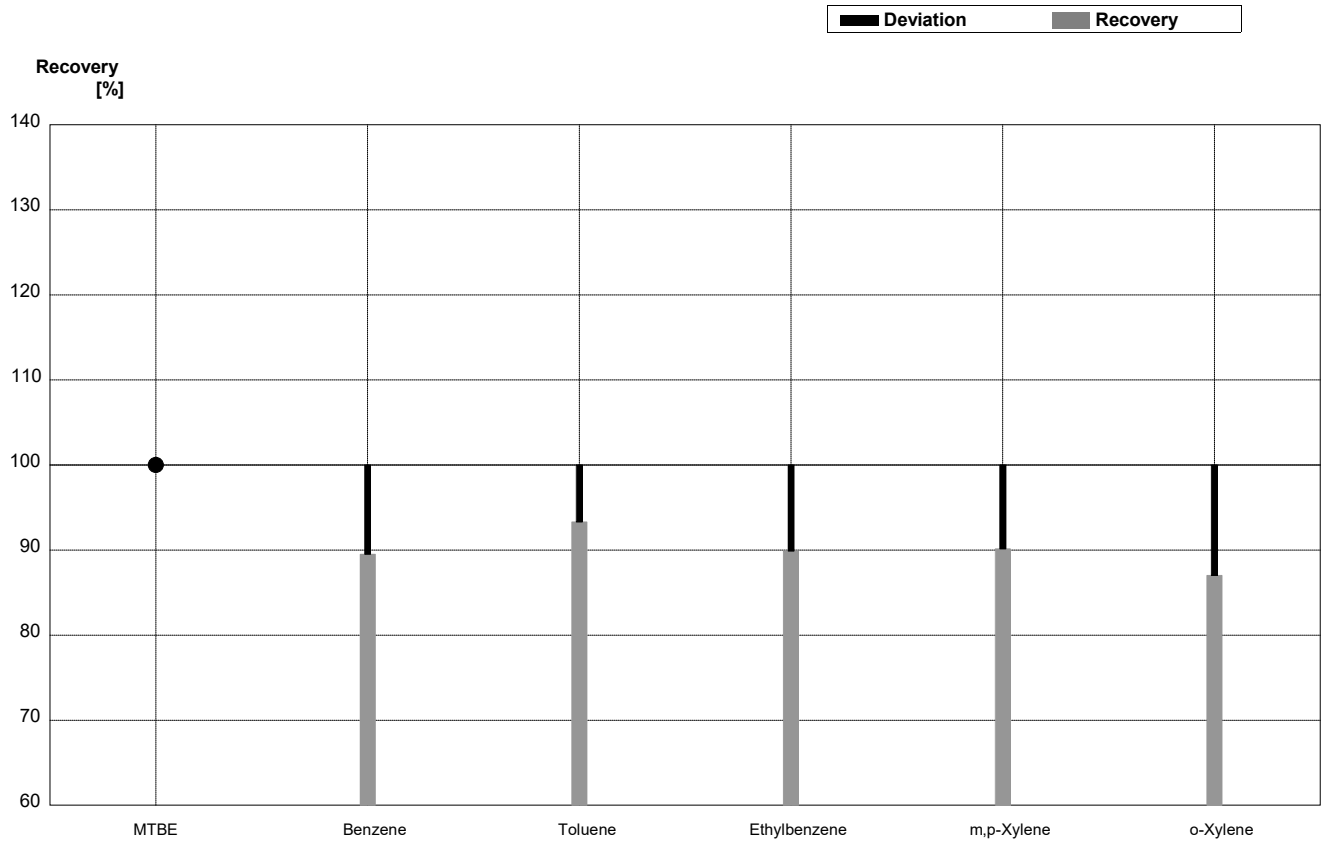

Sample **C-CB07A**
Laboratory **J**

Parameter	Target value	± U (k=2)	Result	±	Unit	Recovery
Trichloroethene	0,270	0,014	<0,5		µg/l	•
Tetrachloroethene	0,63	0,03	0,70	0,18	µg/l	111%
1,1,1-Trichloroethane	0,338	0,017	<0,5		µg/l	•
Trichloromethane	1,01	0,05	1,00	0,23	µg/l	99%
Tetrachloromethane	0,296	0,015	<0,5		µg/l	•
1,1-Dichloroethene	1,03	0,05	1,17	0,35	µg/l	114%
Tribromomethane	1,18	0,06	1,04	0,32	µg/l	88%
Bromodichloromethane	0,318	0,016	<0,5		µg/l	•
Dibromochloromethane	1,17	0,06	0,91	0,21	µg/l	78%
Dichloromethane	<0,6		<1,0		µg/l	•
1,2-Dichloroethane	0,86	0,04	0,86	0,14	µg/l	100%
cis-1,2-Dichloroethene	0,56	0,03	<0,5		µg/l	FN
trans-1,2-Dichloroethene	0,340	0,017	<0,5		µg/l	•

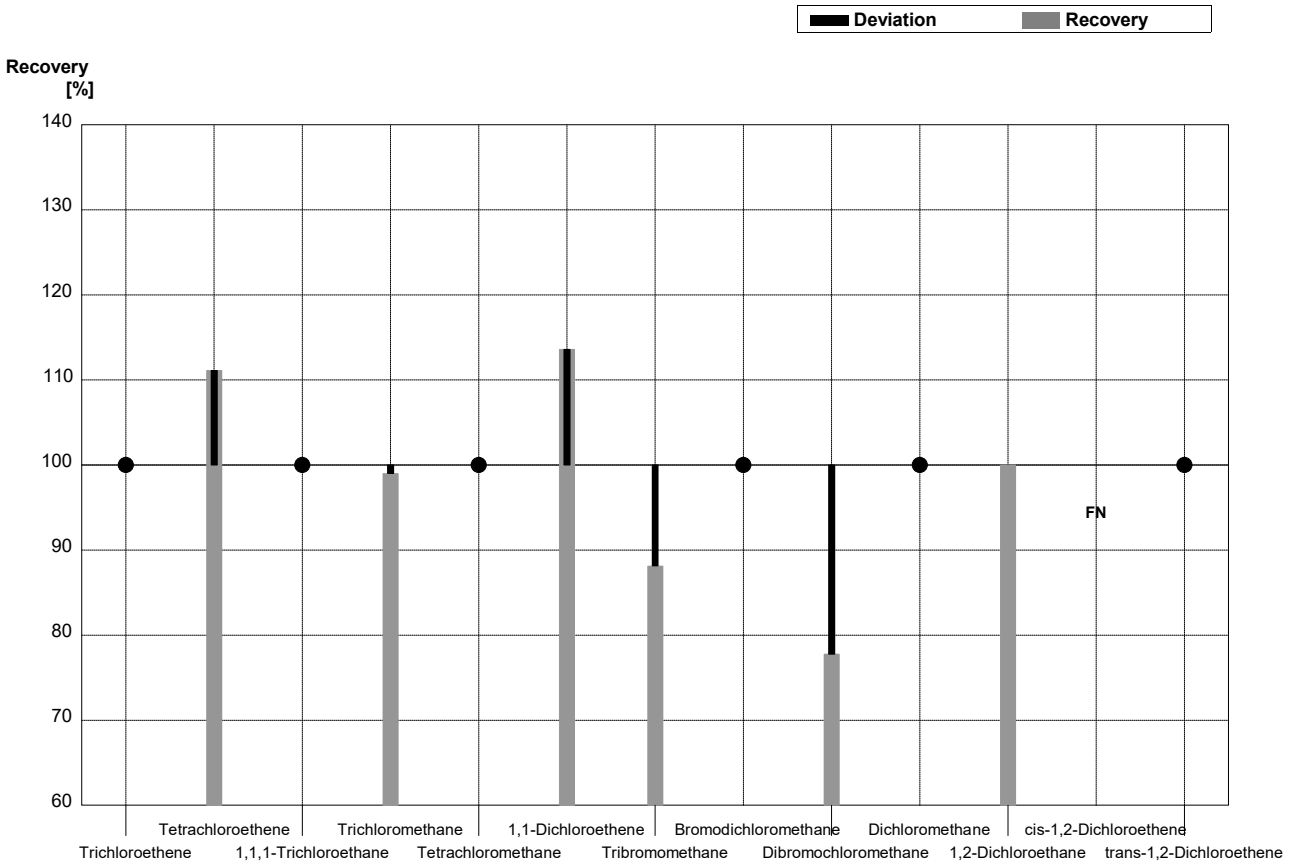

Sample **C-CB07B**
Laboratory **J**

Parameter	Target value	± U (k=2)	Result	±	Unit	Recovery
Trichloroethene	1,83	0,09	1,79	0,52	µg/l	98%
Tetrachloroethene	3,69	0,18	3,73	0,93	µg/l	101%
1,1,1-Trichloroethane	0,55	0,03	0,61	0,18	µg/l	111%
Trichloromethane	0,444	0,022	<0,5		µg/l	•
Tetrachloromethane	0,66	0,03	<0,5		µg/l	FN
1,1-Dichloroethene	1,66	0,08	2,02	0,61	µg/l	122%
Tribromomethane	<0,04		<0,5		µg/l	•
Bromodichloromethane	0,362	0,018	<0,5		µg/l	•
Dibromochloromethane	1,97	0,10	1,51	0,35	µg/l	77%
Dichloromethane	3,23	0,16	3,14	1,08	µg/l	97%
1,2-Dichloroethane	2,10	0,11	2,15	0,34	µg/l	102%
cis-1,2-Dichloroethene	<0,06		<0,5		µg/l	•
trans-1,2-Dichloroethene	0,83	0,04	0,92	0,28	µg/l	111%

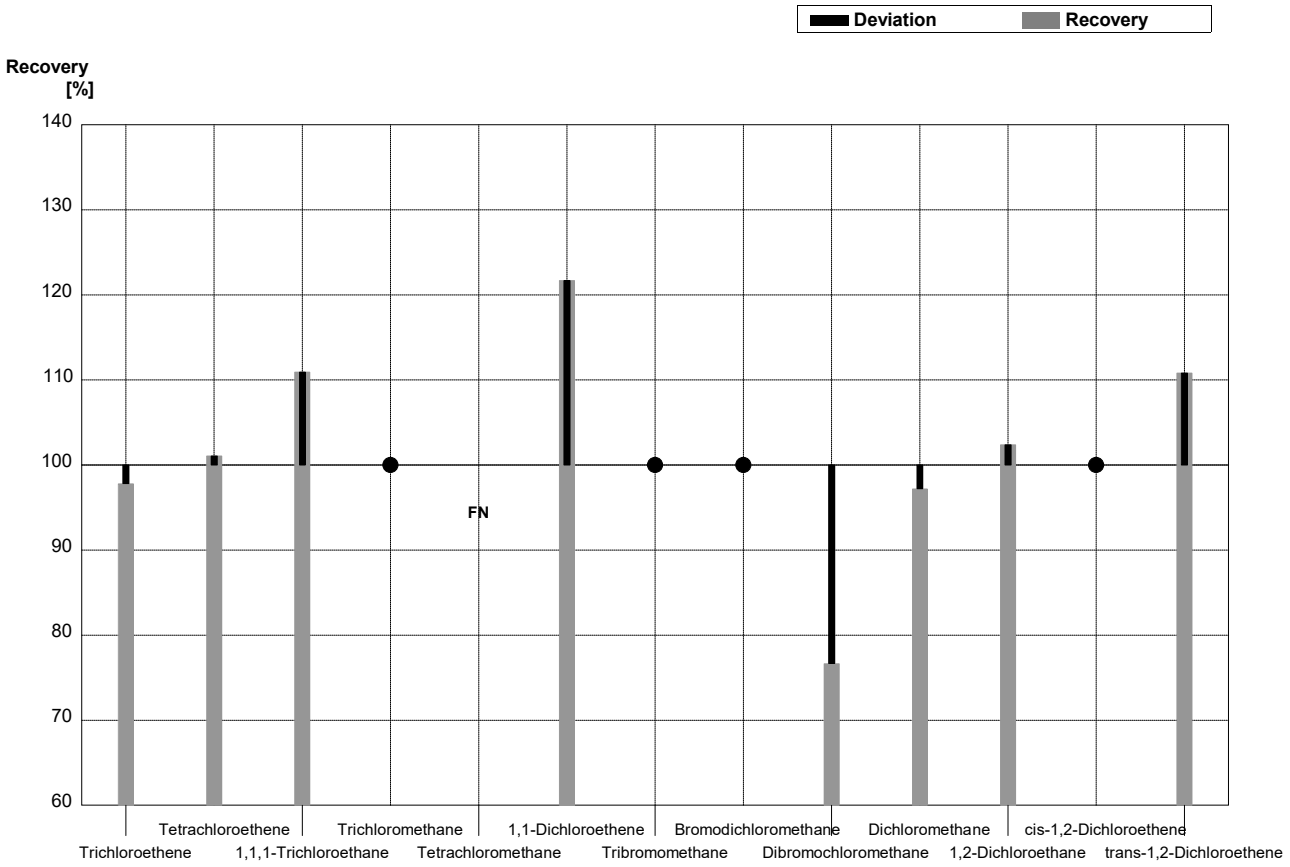

Sample **B-CB07A**
Laboratory **K**

Parameter	Target value	± U (k=2)	Result	±	Unit	Recovery
MTBE	1,70	0,09	1,69620	0,50886	µg/L	100%
Benzene	1,88	0,09	1,90782	0,57234	µg/L	101%
Toluene	1,40	0,07	1,43324	0,42997	µg/L	102%
Ethylbenzene	3,52	0,18	3,78390	1,13517	µg/L	107%
m,p-Xylene	1,96	0,10	2,00217	0,60065	µg/L	102%
o-Xylene	2,56	0,13	2,51135	0,75340	µg/L	98%

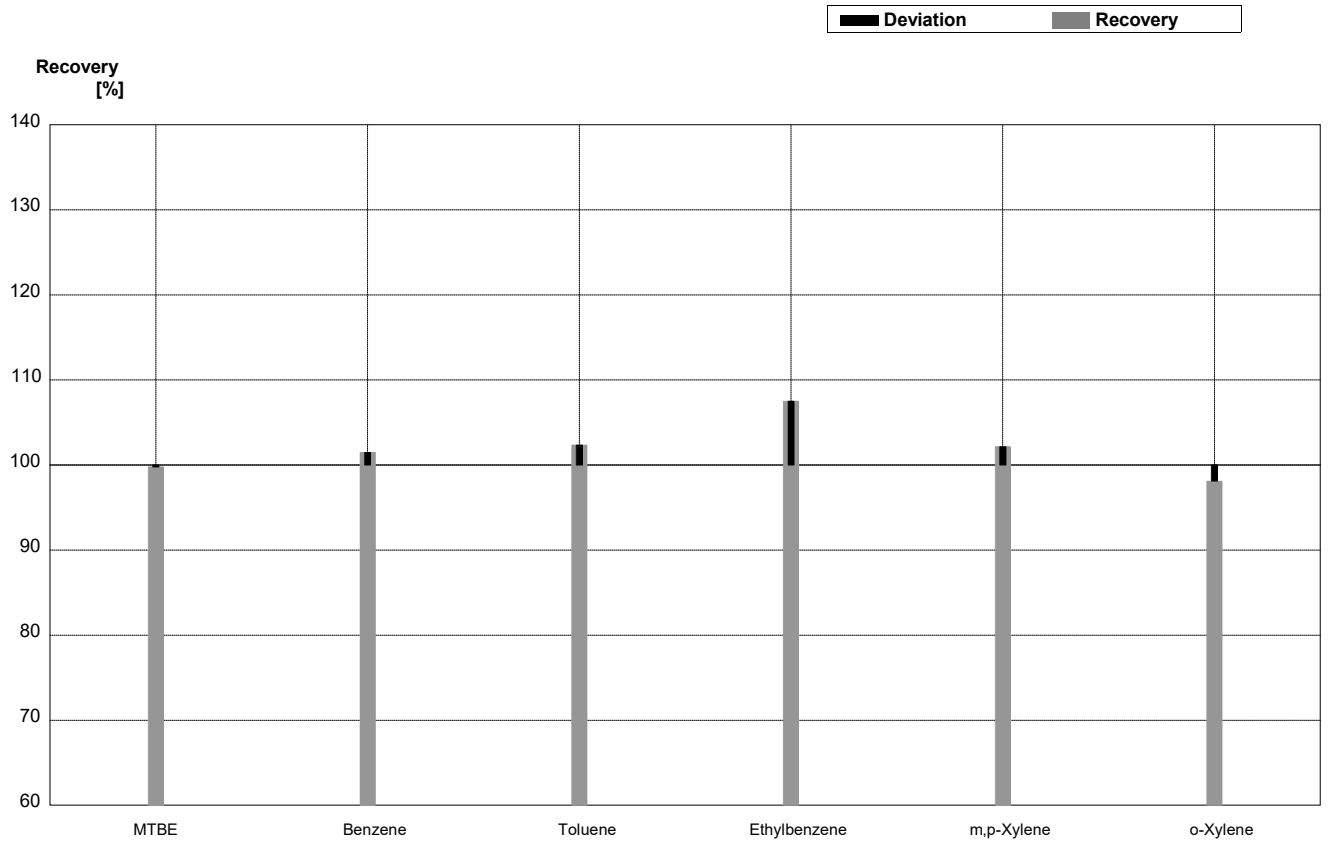

Sample **B-CB07B**
Laboratory **K**

Parameter	Target value	± U (k=2)	Result	±	Unit	Recovery
MTBE	0,82	0,04	0,75865	0,22760	µg/L	93%
Benzene	3,34	0,17	3,31321	0,99396	µg/L	99%
Toluene	3,44	0,17	3,62042	1,08613	µg/L	105%
Ethylbenzene	0,89	0,04	0,89000	0,27000	µg/L	100%
m,p-Xylene	0,61	0,03	0,65695	0,19709	µg/L	108%
o-Xylene	0,54	0,03	0,53554	0,16066	µg/L	99%

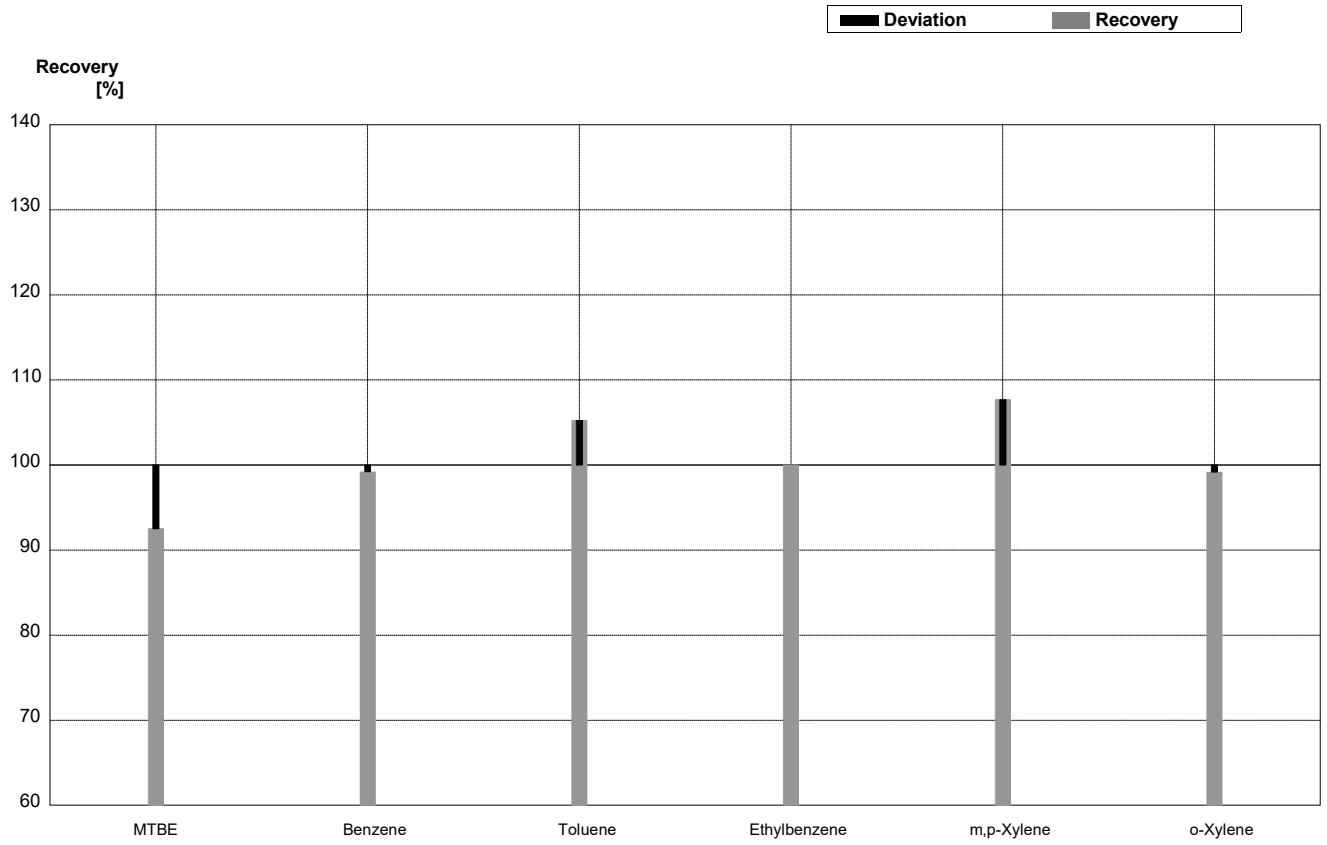

Sample **C-CB07A**
Laboratory **K**

Parameter	Target value	± U (k=2)	Result	±	Unit	Recovery
Trichloroethene	0,270	0,014	<0,5000	0,15000	µg/l	•
Tetrachloroethene	0,63	0,03	0,64306	0,20000	µg/l	102%
1,1,1-Trichloroethane	0,338	0,017	0,28791	0,08637	µg/l	85%
Trichloromethane	1,01	0,05	1,03830	0,31149	µg/l	103%
Tetrachloromethane	0,296	0,015	0,24077	0,07223	µg/l	81%
1,1-Dichloroethene	1,03	0,05	1,10510	0,33153	µg/l	107%
Tribromomethane	1,18	0,06	1,19774	0,35932	µg/l	102%
Bromodichloromethane	0,318	0,016	0,27083	0,08125	µg/l	85%
Dibromochloromethane	1,17	0,06	1,19658	0,35897	µg/l	102%
Dichloromethane	<0,6		<0,2000	0,06000	µg/l	•
1,2-Dichloroethane	0,86	0,04	0,80209	0,24063	µg/l	93%
cis-1,2-Dichloroethene	0,56	0,03	0,60835	0,18251	µg/l	109%
trans-1,2-Dichloroethene	0,340	0,017	0,37205	0,11161	µg/l	109%

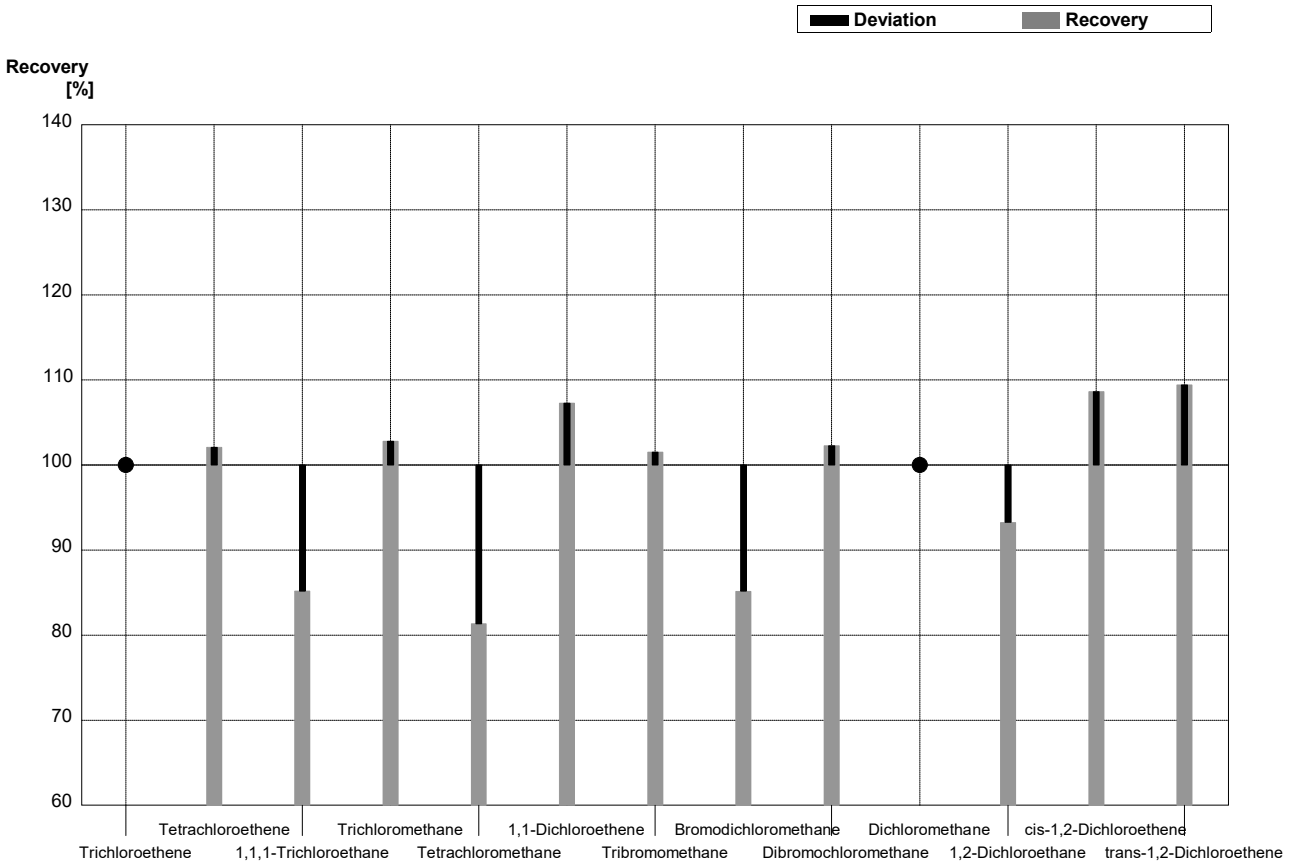

Sample **C-CB07B**
Laboratory **K**

Parameter	Target value	± U (k=2)	Result	±	Unit	Recovery
Trichloroethene	1,83	0,09	1,91449	0,57435	µg/l	105%
Tetrachloroethene	3,69	0,18	3,80505	1,14152	µg/l	103%
1,1,1-Trichloroethane	0,55	0,03	0,53224	0,15967	µg/l	97%
Trichloromethane	0,444	0,022	0,46362	0,13909	µg/l	104%
Tetrachloromethane	0,66	0,03	0,59877	0,17963	µg/l	91%
1,1-Dichloroethene	1,66	0,08	1,91628	0,57488	µg/l	115%
Tribromomethane	<0,04		<0,5000	0,15000	µg/l	•
Bromodichloromethane	0,362	0,018	0,37531	0,11259	µg/l	104%
Dibromochloromethane	1,97	0,10	2,10909	0,63273	µg/l	107%
Dichloromethane	3,23	0,16	3,68004	1,10401	µg/l	114%
1,2-Dichloroethane	2,10	0,11	2,11242	0,63372	µg/l	101%
cis-1,2-Dichloroethene	<0,06		<0,0200	0,06000	µg/l	•
trans-1,2-Dichloroethene	0,83	0,04	0,98851	0,29655	µg/l	119%

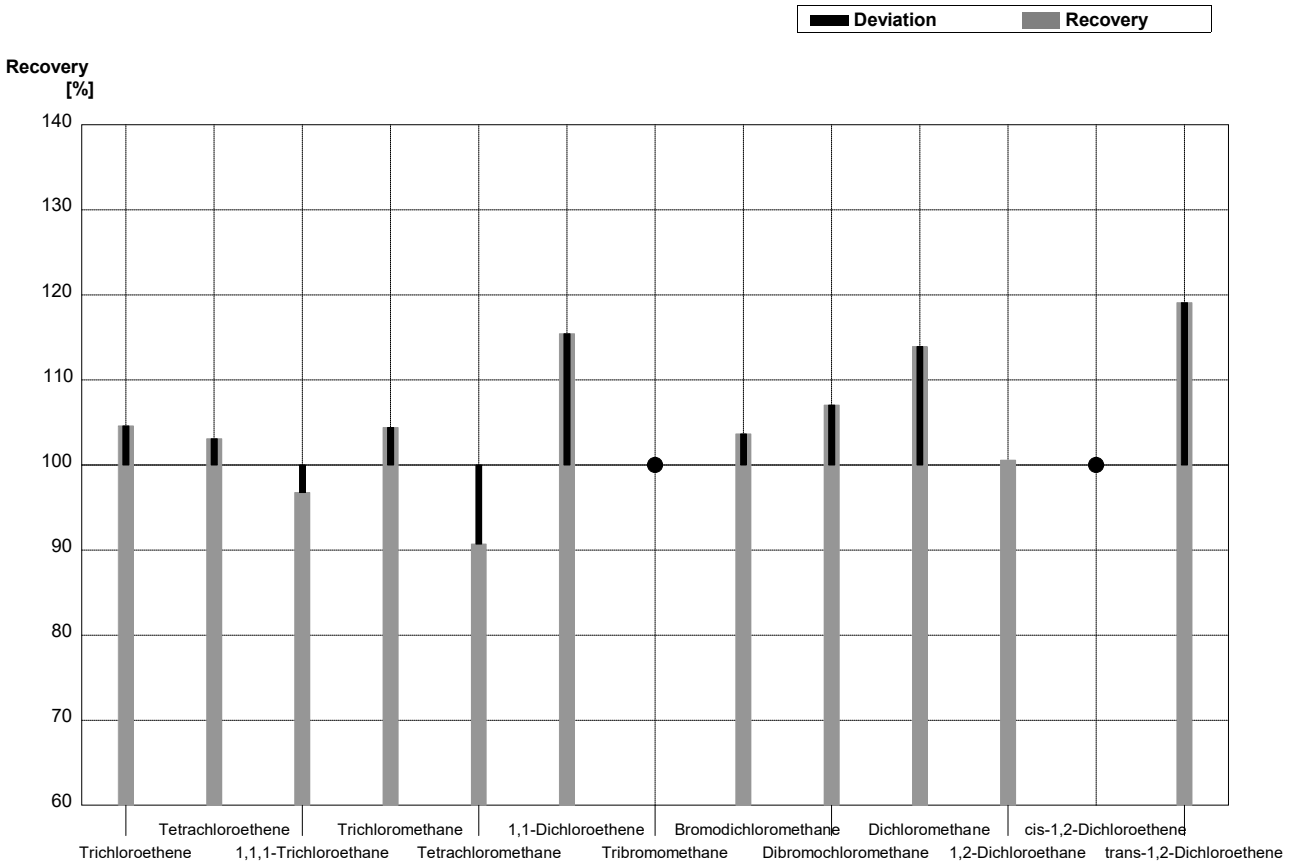

Sample **B-CB07A**
Laboratory **L**

Parameter	Target value	± U (k=2)	Result	±	Unit	Recovery
MTBE	1,70	0,09	0,110	0,02	µg/L	6%
Benzene	1,88	0,09	1,968	0,4	µg/L	105%
Toluene	1,40	0,07	1,446	0,3	µg/L	103%
Ethylbenzene	3,52	0,18	3,208	0,6	µg/L	91%
m,p-Xylene	1,96	0,10	1,692	0,32	µg/L	86%
o-Xylene	2,56	0,13	2,201	0,44	µg/L	86%

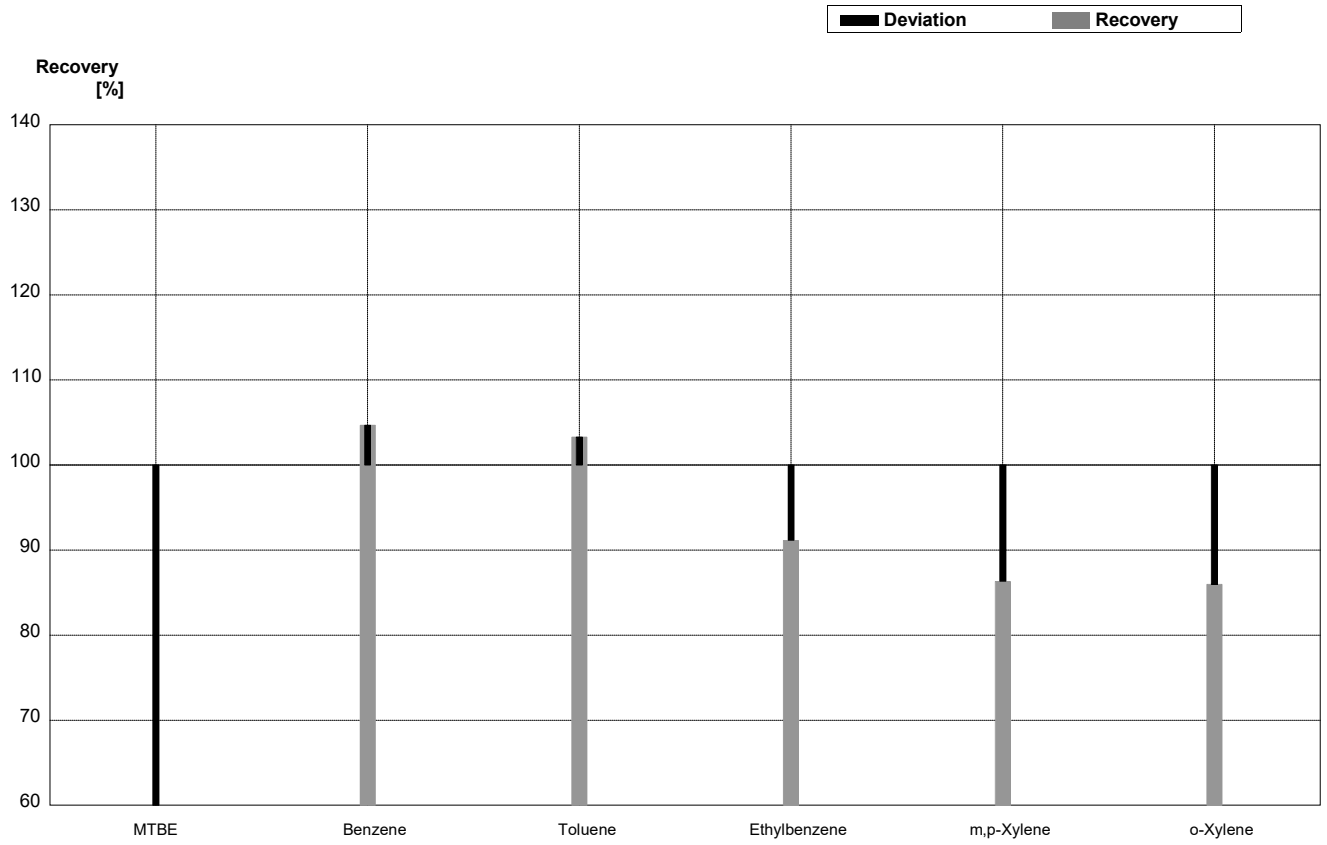

Sample **B-CB07B**
Laboratory **L**

Parameter	Target value	± U (k=2)	Result	±	Unit	Recovery
MTBE	0,82	0,04	0,050	0,001	µg/L	6%
Benzene	3,34	0,17	3,162	0,6	µg/L	95%
Toluene	3,44	0,17	3,250	0,6	µg/L	94%
Ethylbenzene	0,89	0,04	0,838	0,16	µg/L	94%
m,p-Xylene	0,61	0,03	0,559	0,1	µg/L	92%
o-Xylene	0,54	0,03	0,579	0,1	µg/L	107%

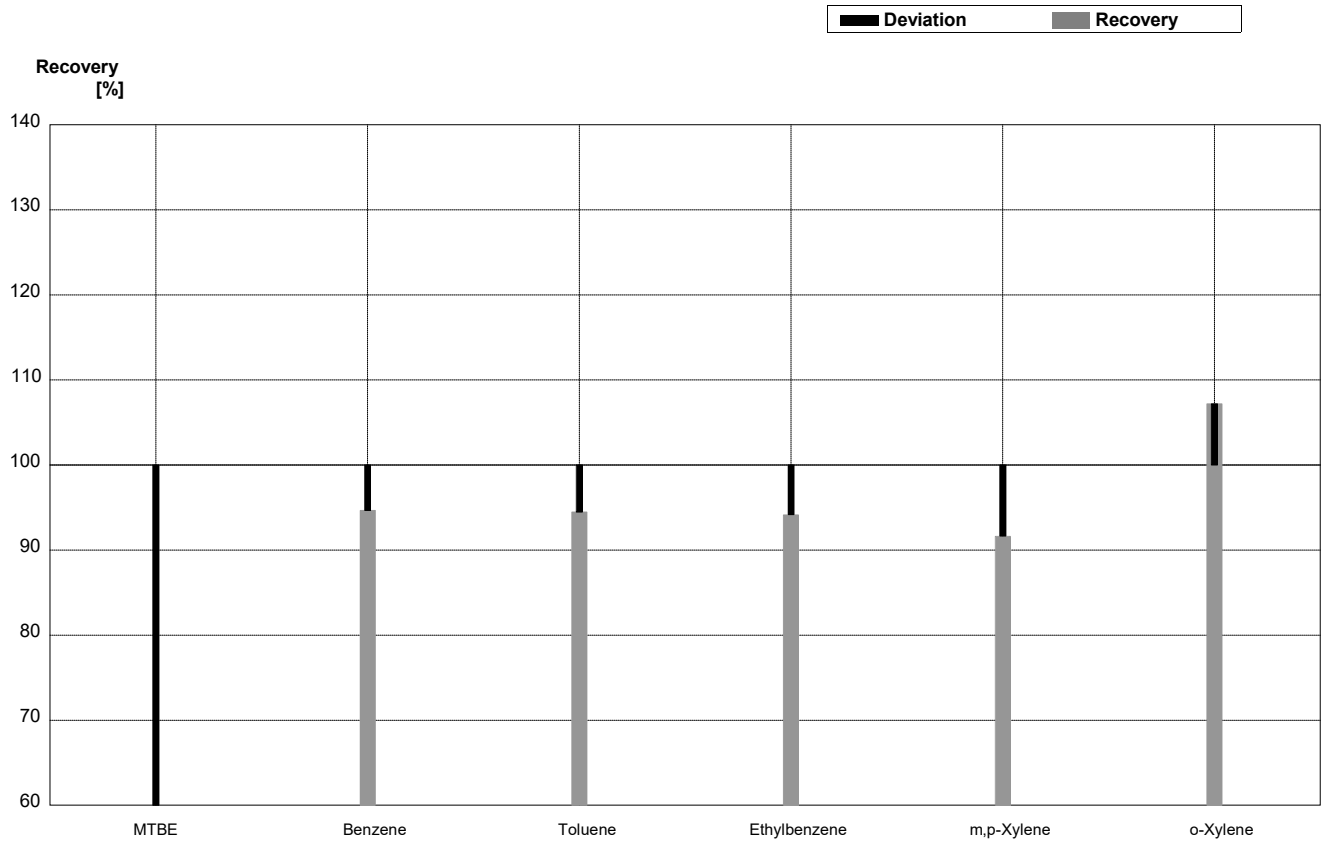

Sample **C-CB07A**
Laboratory **L**

Parameter	Target value	± U (k=2)	Result	±	Unit	Recovery
Trichloroethene	0,270	0,014	0,3099	0,06	µg/l	115%
Tetrachloroethene	0,63	0,03	1,176	0,2	µg/l	187%
1,1,1-Trichloroethane	0,338	0,017	0,515	0,1	µg/l	152%
Trichloromethane	1,01	0,05	0,972	0,2	µg/l	96%
Tetrachloromethane	0,296	0,015	0,672	0,13	µg/l	227%
1,1-Dichloroethene	1,03	0,05	'<1	0,2	µg/l	•
Tribromomethane	1,18	0,06	1,10	0,22	µg/l	93%
Bromodichloromethane	0,318	0,016	0,3881	0,07	µg/l	122%
Dibromochloromethane	1,17	0,06	1,13	0,2	µg/l	97%
Dichloromethane	<0,6		<5	1	µg/l	•
1,2-Dichloroethane	0,86	0,04	0,61	0,12	µg/l	71%
cis-1,2-Dichloroethene	0,56	0,03	0,420	0,08	µg/l	75%
trans-1,2-Dichloroethene	0,340	0,017	0,280	0,06	µg/l	82%

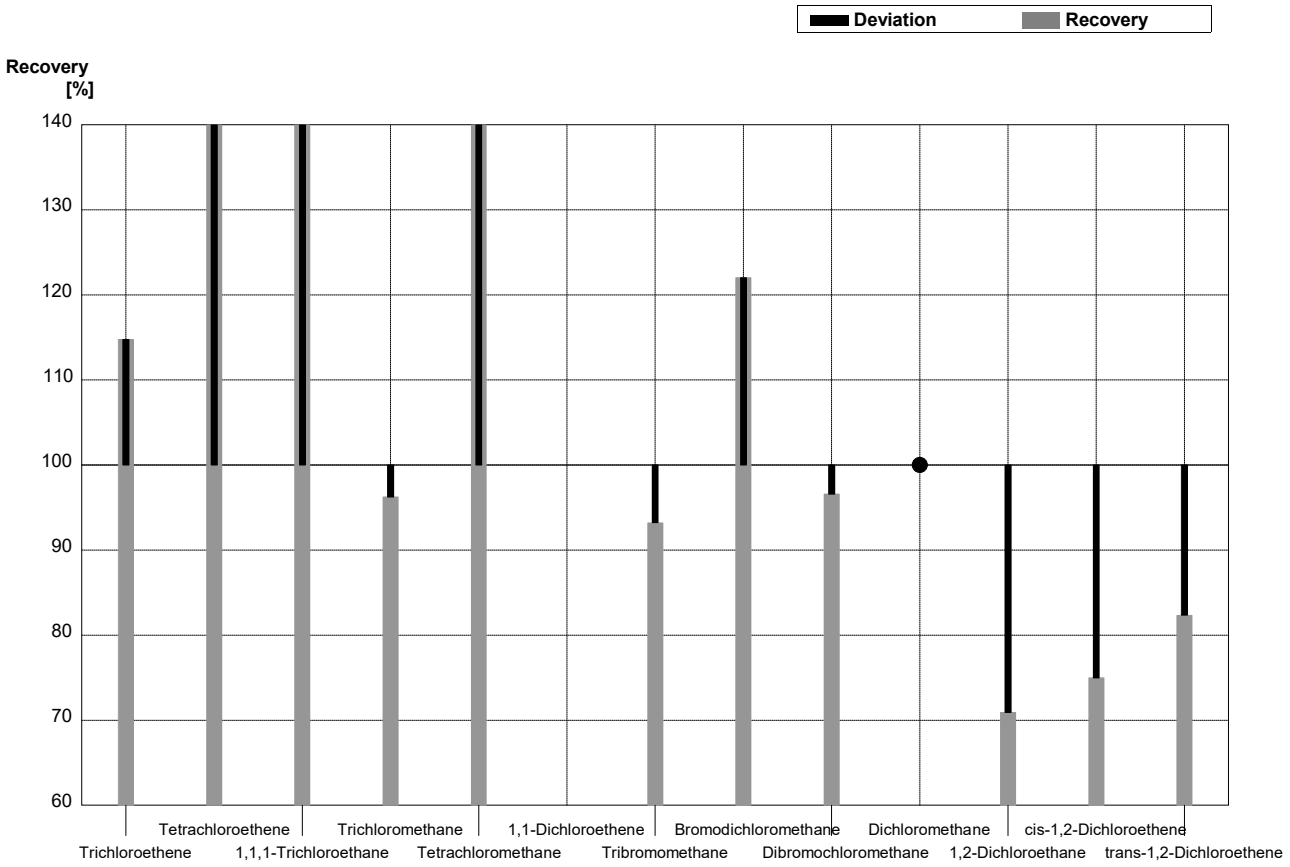

Sample **C-CB07B**
Laboratory **L**

Parameter	Target value	± U (k=2)	Result	±	Unit	Recovery
Trichloroethene	1,83	0,09	2,154	0,4	µg/l	118%
Tetrachloroethene	3,69	0,18	5,334	0,1	µg/l	145%
1,1,1-Trichloroethane	0,55	0,03	0,868	0,16	µg/l	158%
Trichloromethane	0,444	0,022	0,558	0,1	µg/l	126%
Tetrachloromethane	0,66	0,03	1,340	0,26	µg/l	203%
1,1-Dichloroethene	1,66	0,08	<1	0,2	µg/l	FN
Tribromomethane	<0,04		<1	0,2	µg/l	•
Bromodichloromethane	0,362	0,018	0,716	0,14	µg/l	198%
Dibromochloromethane	1,97	0,10	1,43	0,28	µg/l	73%
Dichloromethane	3,23	0,16	3,38	0,6	µg/l	105%
1,2-Dichloroethane	2,10	0,11	4,385	0,8	µg/l	209%
cis-1,2-Dichloroethene	<0,06		<1	0,2	µg/l	•
trans-1,2-Dichloroethene	0,83	0,04	<1	0,2	µg/l	•

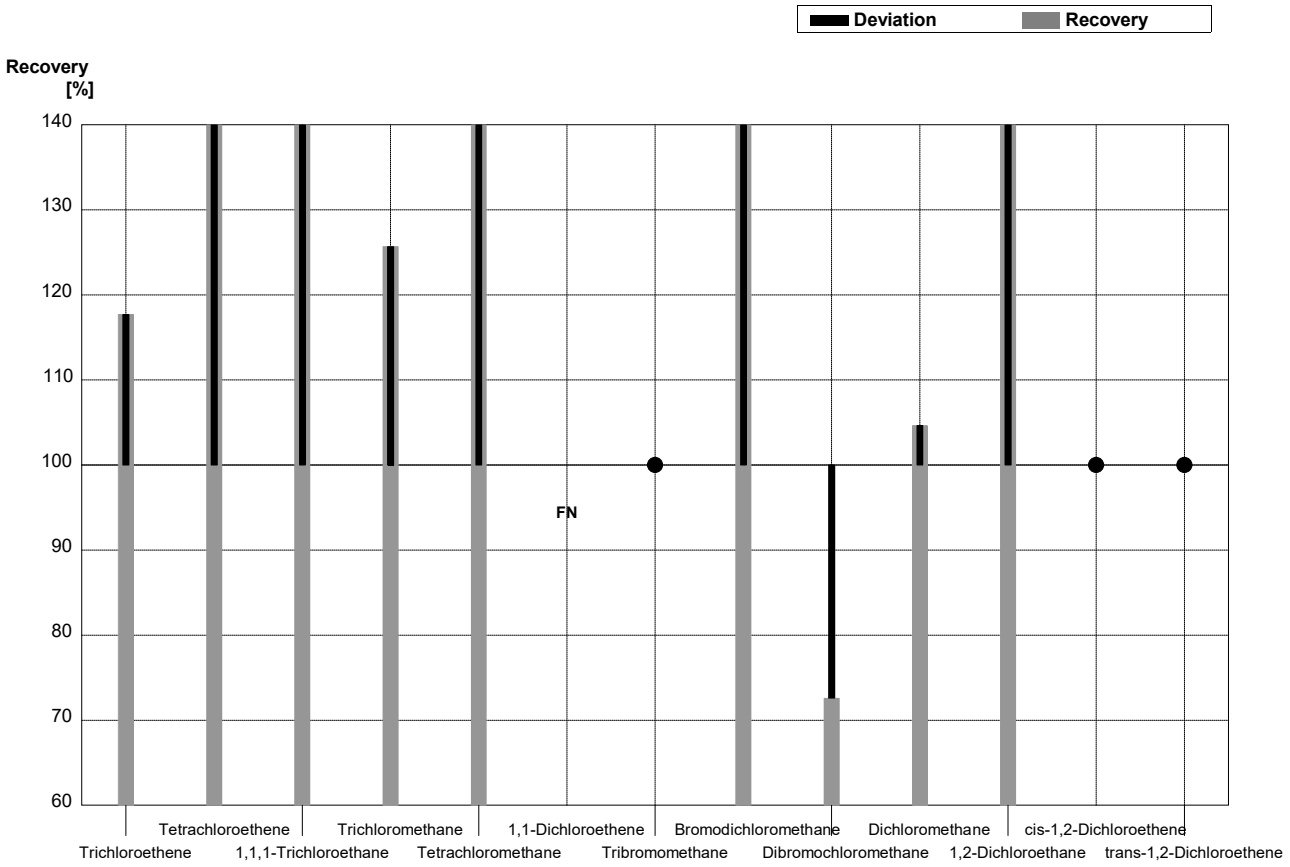

Sample **B-CB07A**
Laboratory **M**

Parameter	Target value	± U (k=2)	Result	±	Unit	Recovery
MTBE	1,70	0,09			µg/L	
Benzene	1,88	0,09	2,90	0,87	µg/L	154%
Toluene	1,40	0,07	2,89	0,87	µg/L	206%
Ethylbenzene	3,52	0,18	0,83	0,25	µg/L	24%
m,p-Xylene	1,96	0,10	0,64	0,19	µg/L	33%
o-Xylene	2,56	0,13	0,52	0,16	µg/L	20%

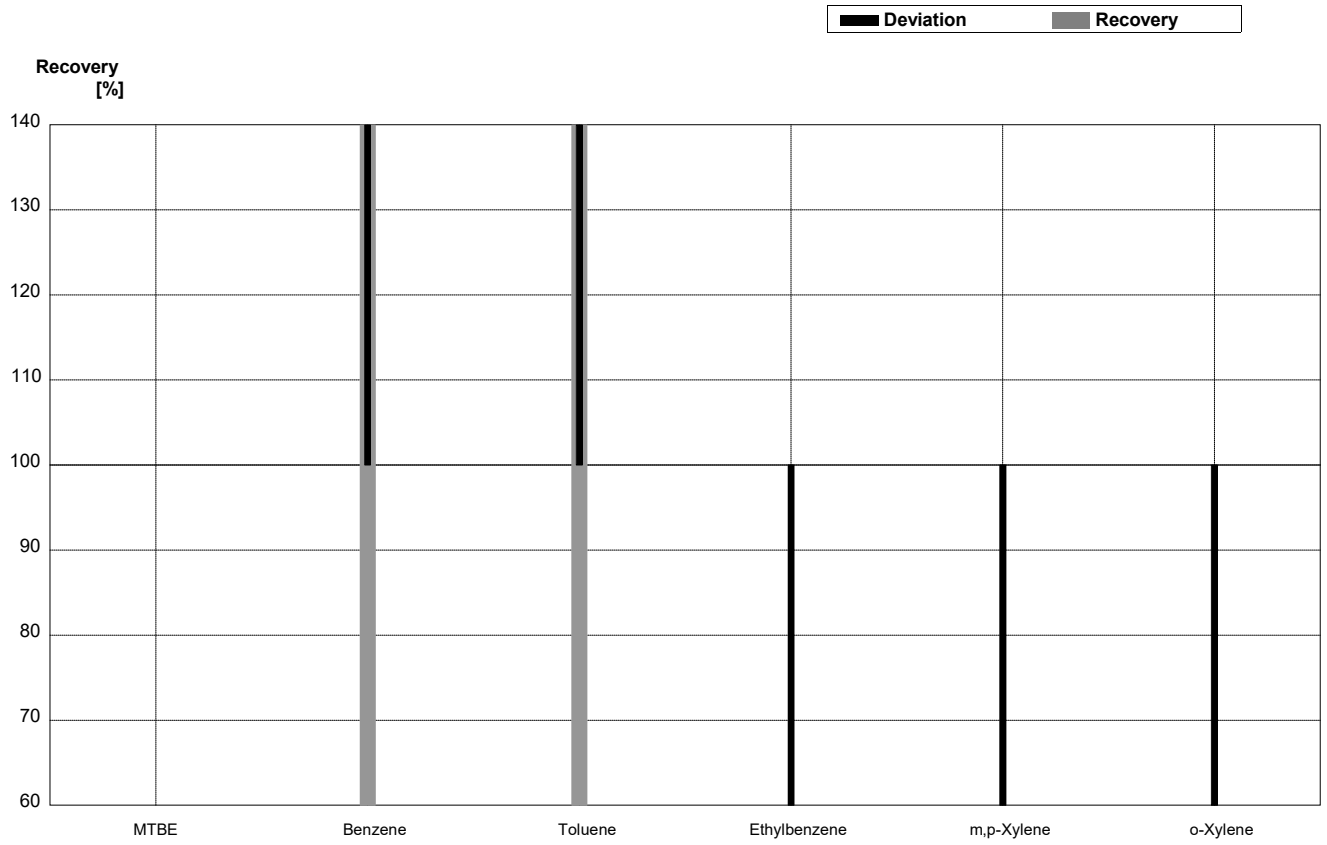

Sample **B-CB07B**
Laboratory **M**

Parameter	Target value	± U (k=2)	Result	±	Unit	Recovery
MTBE	0,82	0,04			µg/L	
Benzene	3,34	0,17	1,78	0,53	µg/L	53%
Toluene	3,44	0,17	1,13	0,34	µg/L	33%
Ethylbenzene	0,89	0,04	3,32	1,00	µg/L	373%
m,p-Xylene	0,61	0,03	2,09	0,62	µg/L	343%
o-Xylene	0,54	0,03	2,472	0,74	µg/L	458%

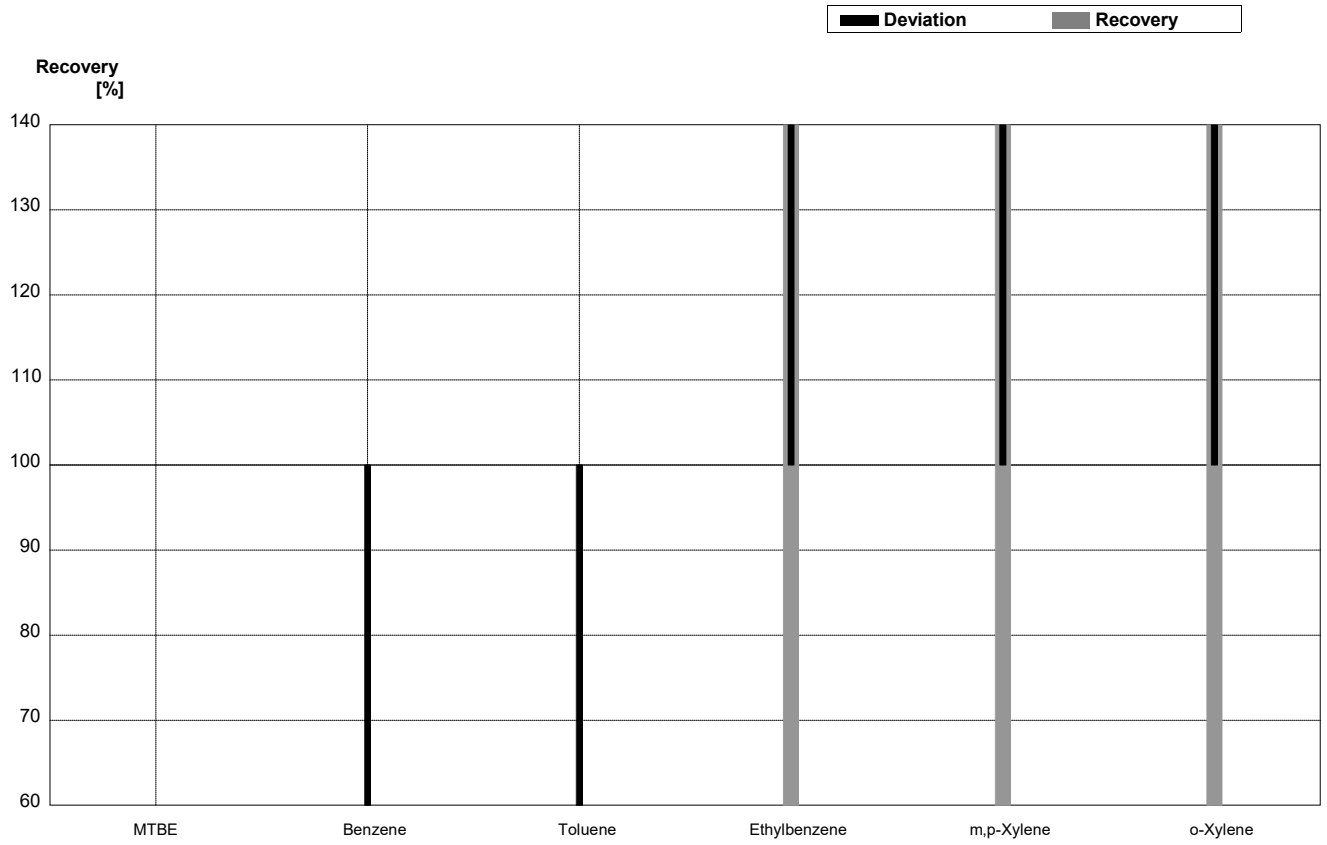

Sample **C-CB07A**
Laboratory **M**

Parameter	Target value	± U (k=2)	Result	±	Unit	Recovery
Trichloroethene	0,270	0,014	<0,2		µg/l	FN
Tetrachloroethene	0,63	0,03	0,493	0,148	µg/l	78%
1,1,1-Trichloroethane	0,338	0,017	0,357	0,107	µg/l	106%
Trichloromethane	1,01	0,05	0,790	0,237	µg/l	78%
Tetrachloromethane	0,296	0,015	0,338	0,101	µg/l	114%
1,1-Dichloroethene	1,03	0,05	<0,2		µg/l	FN
Tribromomethane	1,18	0,06	0,790	0,237	µg/l	67%
Bromodichloromethane	0,318	0,016	0,287	0,086	µg/l	90%
Dibromochloromethane	1,17	0,06	0,907	0,272	µg/l	78%
Dichloromethane	<0,6		<0,2		µg/l	•
1,2-Dichloroethane	0,86	0,04	<0,2		µg/l	FN
cis-1,2-Dichloroethene	0,56	0,03	0,475	0,143	µg/l	85%
trans-1,2-Dichloroethene	0,340	0,017	<0,2		µg/l	FN

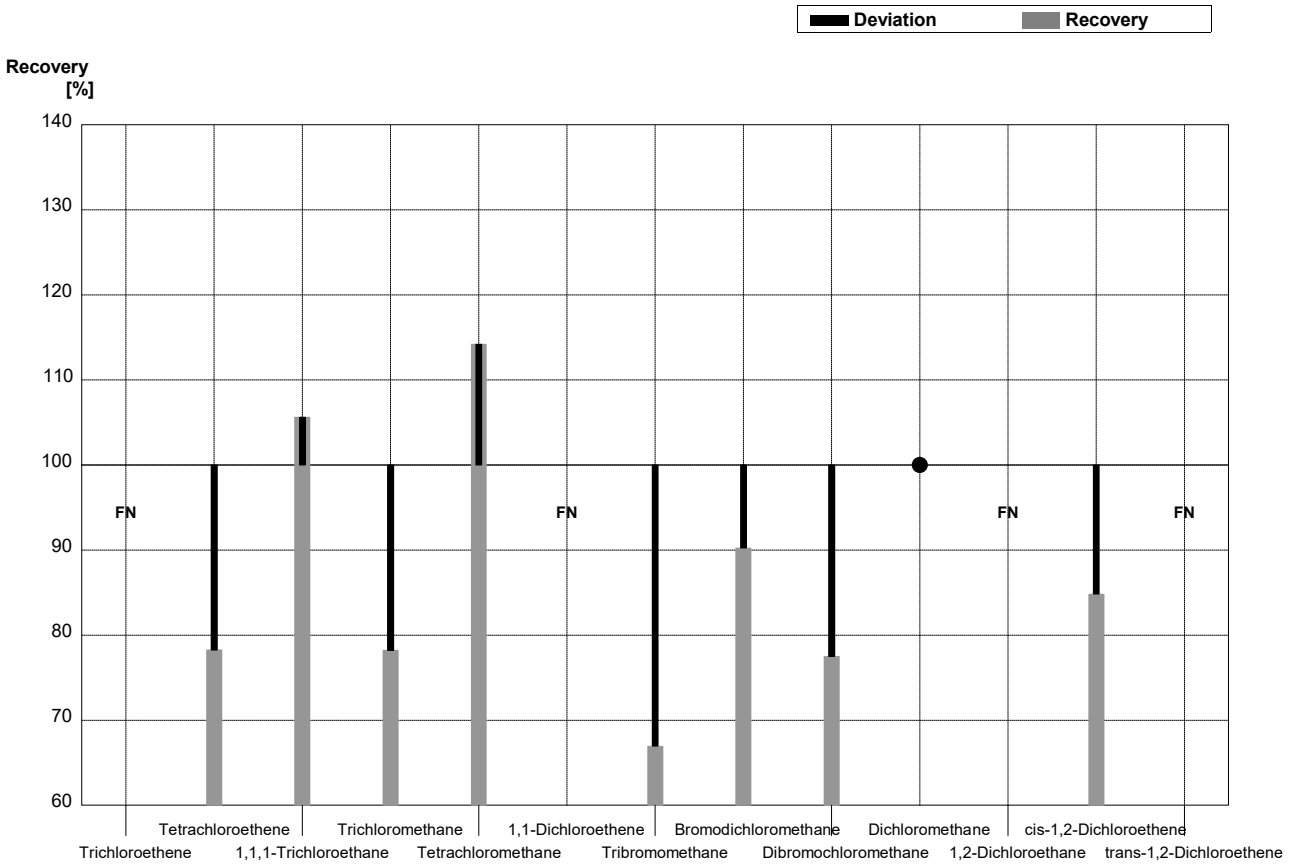

Sample **C-CB07B**
Laboratory **M**

Parameter	Target value	± U (k=2)	Result	±	Unit	Recovery
Trichloroethene	1,83	0,09	1,229	0,369	µg/l	67%
Tetrachloroethene	3,69	0,18			µg/l	
1,1,1-Trichloroethane	0,55	0,03	0,582	0,174	µg/l	106%
Trichloromethane	0,444	0,022	<0,1		µg/l	FN
Tetrachloromethane	0,66	0,03	0,635	0,191	µg/l	96%
1,1-Dichloroethene	1,66	0,08	1,496	0,449	µg/l	90%
Tribromomethane	<0,04		<0,1		µg/l	•
Bromodichloromethane	0,362	0,018	0,326	0,10	µg/l	90%
Dibromochloromethane	1,97	0,10	1,532	0,460	µg/l	78%
Dichloromethane	3,23	0,16	<0,2		µg/l	FN
1,2-Dichloroethane	2,10	0,11	<0,2		µg/l	FN
cis-1,2-Dichloroethene	<0,06		0,809	0,243	µg/l	FP
trans-1,2-Dichloroethene	0,83	0,04	1,109	0,33	µg/l	134%

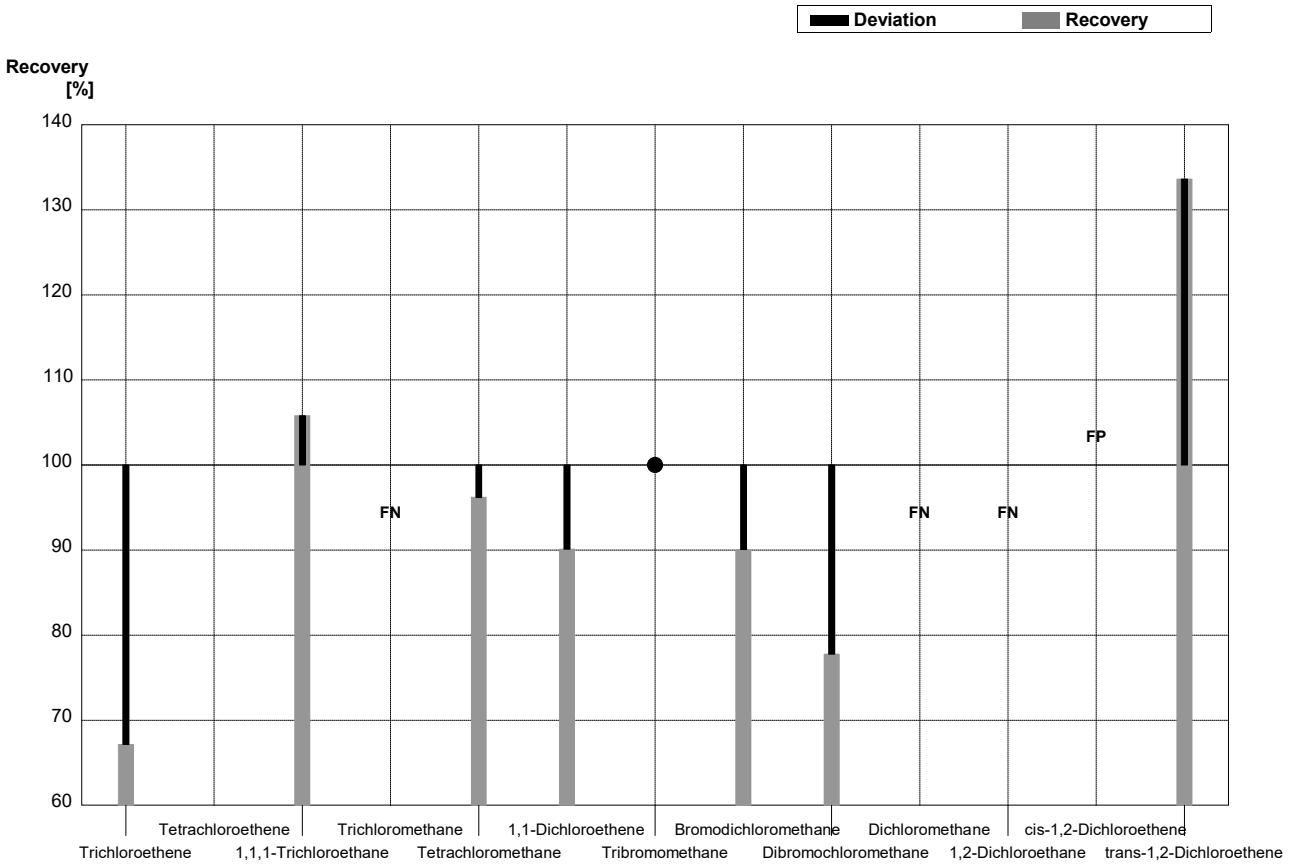

Sample **B-CB07A**
Laboratory **N**

Parameter	Target value	± U (k=2)	Result	±	Unit	Recovery
MTBE	1,70	0,09	1,40	0,300	µg/L	82%
Benzene	1,88	0,09	1,60	0,200	µg/L	85%
Toluene	1,40	0,07	1,30	0,190	µg/L	93%
Ethylbenzene	3,52	0,18	3,00	0,450	µg/L	85%
m,p-Xylene	1,96	0,10	2,10	0,310	µg/L	107%
o-Xylene	2,56	0,13	2,30	0,370	µg/L	90%

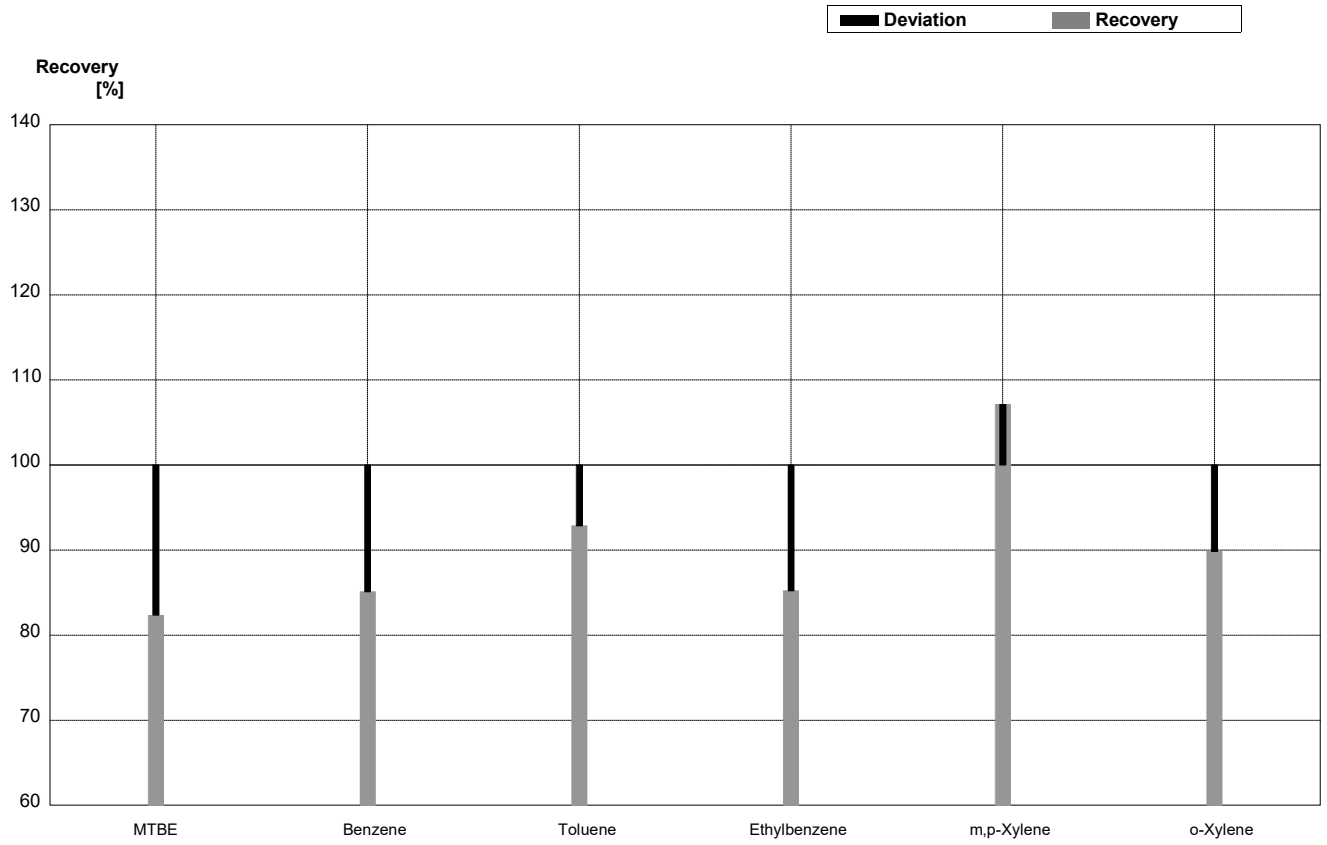

Sample **B-CB07B**
Laboratory **N**

Parameter	Target value	± U (k=2)	Result	±	Unit	Recovery
MTBE	0,82	0,04	0,580	0,120	µg/L	71%
Benzene	3,34	0,17	2,80	0,360	µg/L	84%
Toluene	3,44	0,17	3,40	0,500	µg/L	99%
Ethylbenzene	0,89	0,04	0,800	0,130	µg/L	90%
m,p-Xylene	0,61	0,03	0,700	0,100	µg/L	115%
o-Xylene	0,54	0,03	0,500	0,080	µg/L	93%

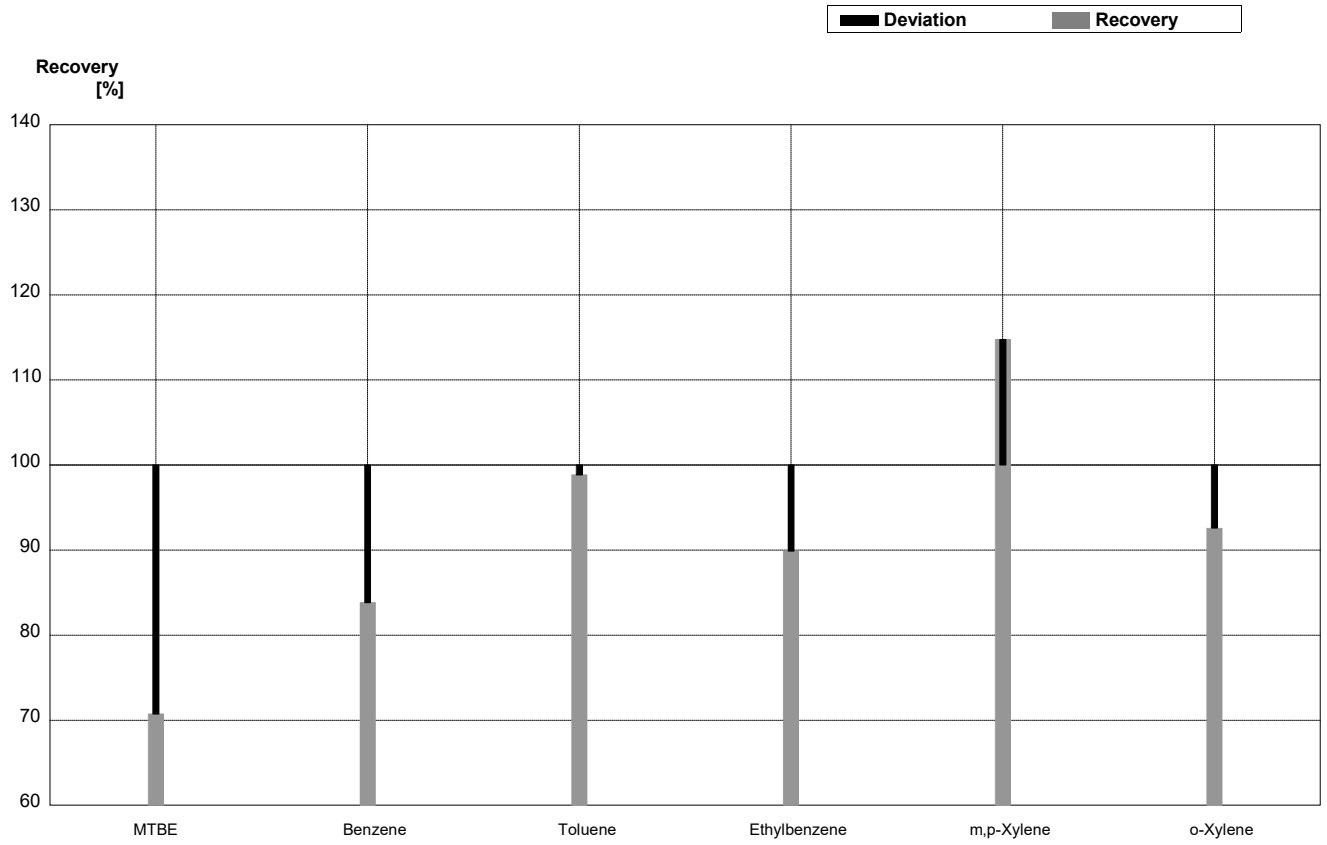

Sample **C-CB07A**
Laboratory **N**

Parameter	Target value	± U (k=2)	Result	±	Unit	Recovery
Trichloroethene	0,270	0,014	0,200	0,040	µg/l	74%
Tetrachloroethene	0,63	0,03	0,500	0,080	µg/l	79%
1,1,1-Trichloroethane	0,338	0,017	0,300	0,050	µg/l	89%
Trichloromethane	1,01	0,05	1,100	0,150	µg/l	109%
Tetrachloromethane	0,296	0,015	0,300	0,050	µg/l	101%
1,1-Dichloroethene	1,03	0,05	0,910	0,120	µg/l	88%
Tribromomethane	1,18	0,06	1,000	0,160	µg/l	85%
Bromodichloromethane	0,318	0,016	0,300	0,040	µg/l	94%
Dibromochloromethane	1,17	0,06	1,100	0,160	µg/l	94%
Dichloromethane	<0,6		<0,1		µg/l	•
1,2-Dichloroethane	0,86	0,04	0,800	0,170	µg/l	93%
cis-1,2-Dichloroethene	0,56	0,03	0,400	0,060	µg/l	71%
trans-1,2-Dichloroethene	0,340	0,017	0,300	0,040	µg/l	88%

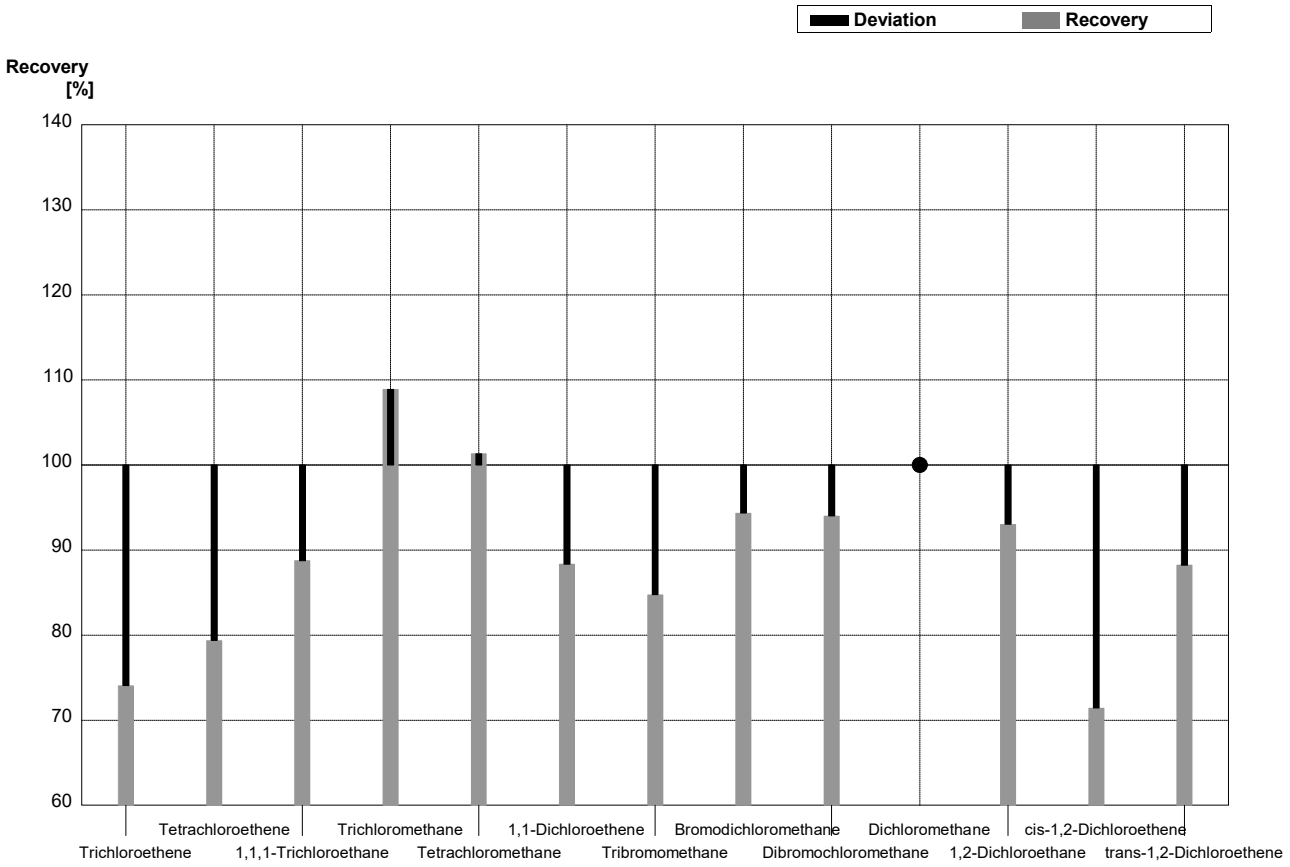

Sample **C-CB07B**
Laboratory **N**

Parameter	Target value	± U (k=2)	Result	±	Unit	Recovery
Trichloroethene	1,83	0,09	1,400	0,290	µg/l	77%
Tetrachloroethene	3,69	0,18	3,100	0,500	µg/l	84%
1,1,1-Trichloroethane	0,55	0,03	0,600	0,090	µg/l	109%
Trichloromethane	0,444	0,022	0,500	0,070	µg/l	113%
Tetrachloromethane	0,66	0,03	0,740	0,120	µg/l	112%
1,1-Dichloroethene	1,66	0,08	1,540	0,170	µg/l	93%
Tribromomethane	<0,04		<0,1		µg/l	•
Bromodichloromethane	0,362	0,018	0,400	0,050	µg/l	110%
Dibromochloromethane	1,97	0,10	1,900	0,270	µg/l	96%
Dichloromethane	3,23	0,16	3,400	0,630	µg/l	105%
1,2-Dichloroethane	2,10	0,11	2,100	0,420	µg/l	100%
cis-1,2-Dichloroethene	<0,06		<0,1		µg/l	•
trans-1,2-Dichloroethene	0,83	0,04	0,700	0,110	µg/l	84%

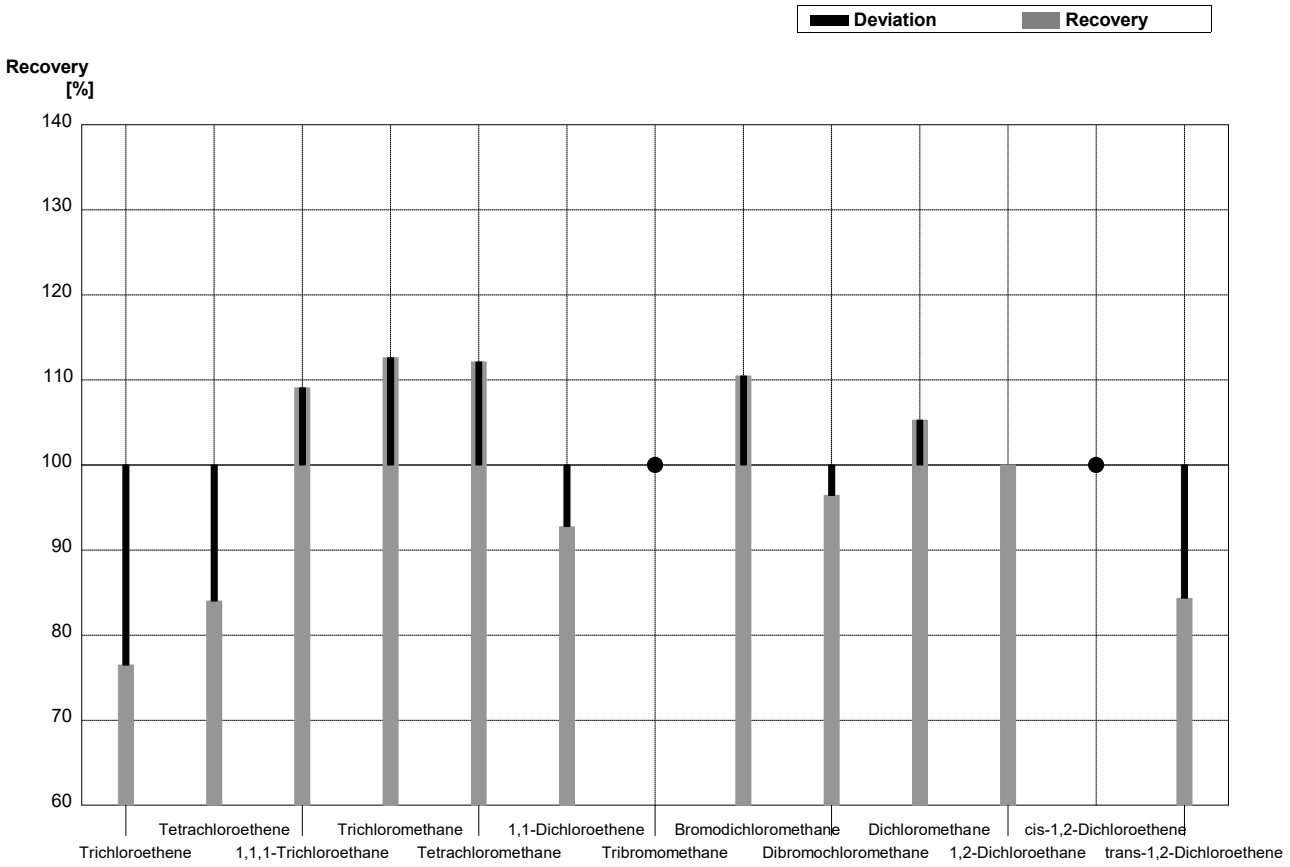

Sample **B-CB07A**
Laboratory **O**

Parameter	Target value	± U (k=2)	Result	±	Unit	Recovery
MTBE	1,70	0,09			µg/L	
Benzene	1,88	0,09	1,745	0,436	µg/L	93%
Toluene	1,40	0,07	1,263	0,316	µg/L	90%
Ethylbenzene	3,52	0,18	3,199	0,800	µg/L	91%
m,p-Xylene	1,96	0,10	1,922	0,480	µg/L	98%
o-Xylene	2,56	0,13	2,114	0,528	µg/L	83%

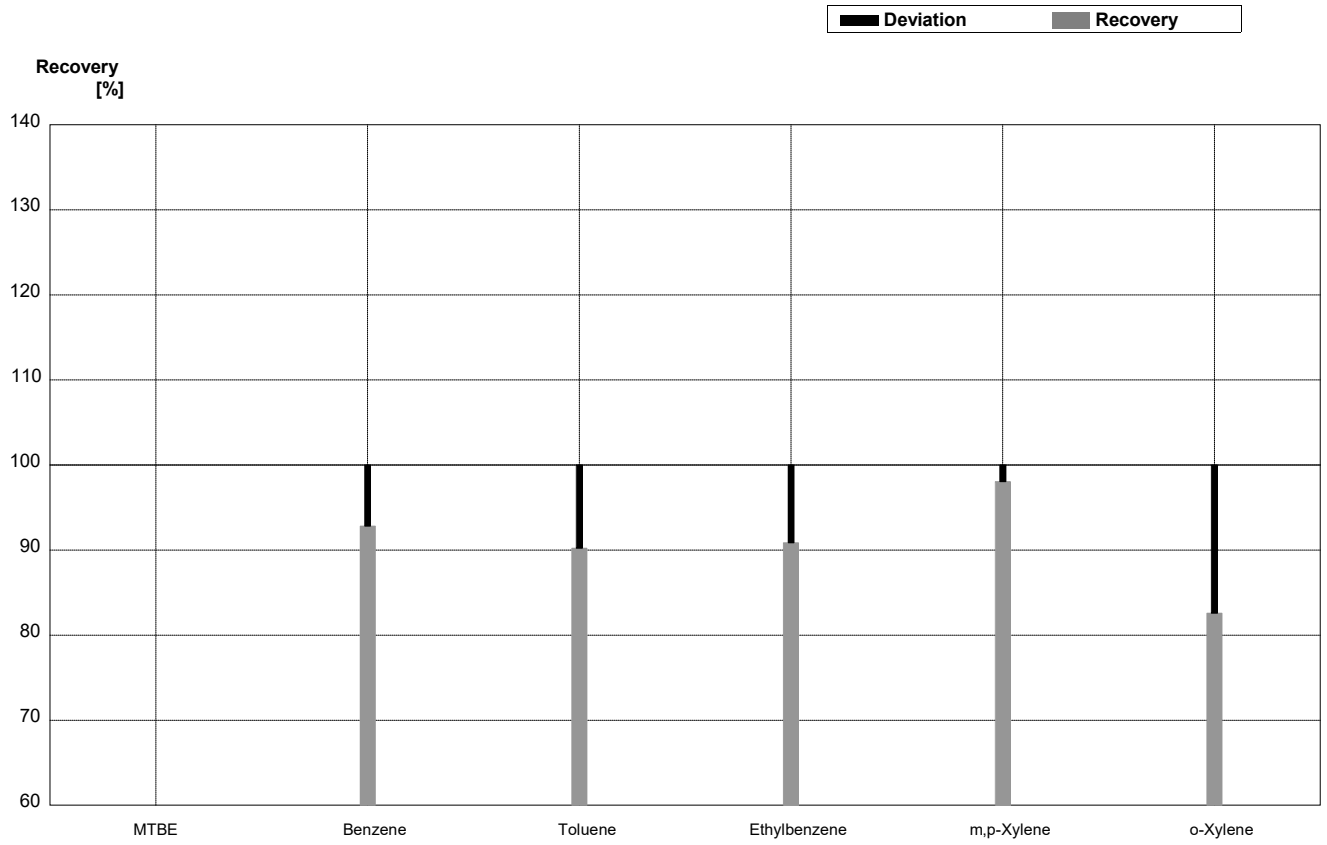

Sample **B-CB07B**
Laboratory **O**

Parameter	Target value	± U (k=2)	Result	±	Unit	Recovery
MTBE	0,82	0,04			µg/L	
Benzene	3,34	0,17	3,004	0,751	µg/L	90%
Toluene	3,44	0,17	3,117	0,779	µg/L	91%
Ethylbenzene	0,89	0,04	0,749	0,187	µg/L	84%
m,p-Xylene	0,61	0,03	0,550	0,137	µg/L	90%
o-Xylene	0,54	0,03	0,442	0,110	µg/L	82%

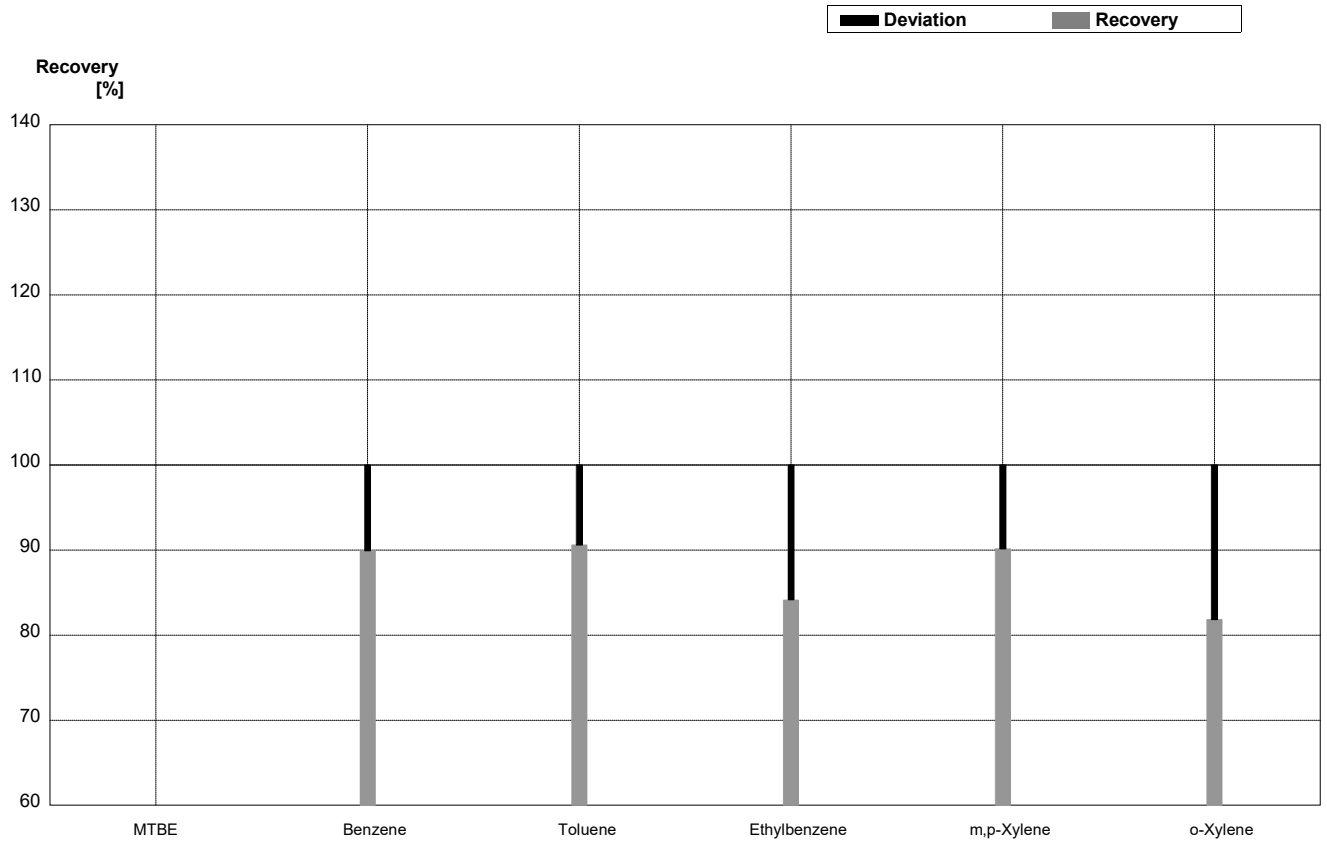

Sample **C-CB07A**
Laboratory **O**

Parameter	Target value	± U (k=2)	Result	±	Unit	Recovery
Trichloroethene	0,270	0,014	0,257	0,093	µg/l	95%
Tetrachloroethene	0,63	0,03	0,600	0,120	µg/l	95%
1,1,1-Trichloroethane	0,338	0,017	0,309	0,046	µg/l	91%
Trichloromethane	1,01	0,05	0,932	0,171	µg/l	92%
Tetrachloromethane	0,296	0,015	0,258	0,116	µg/l	87%
1,1-Dichloroethene	1,03	0,05			µg/l	
Tribromomethane	1,18	0,06	1,049	0,252	µg/l	89%
Bromodichloromethane	0,318	0,016	0,273	0,068	µg/l	86%
Dibromochloromethane	1,17	0,06	1,044	0,198	µg/l	89%
Dichloromethane	<0,6				µg/l	
1,2-Dichloroethane	0,86	0,04			µg/l	
cis-1,2-Dichloroethene	0,56	0,03			µg/l	
trans-1,2-Dichloroethene	0,340	0,017			µg/l	

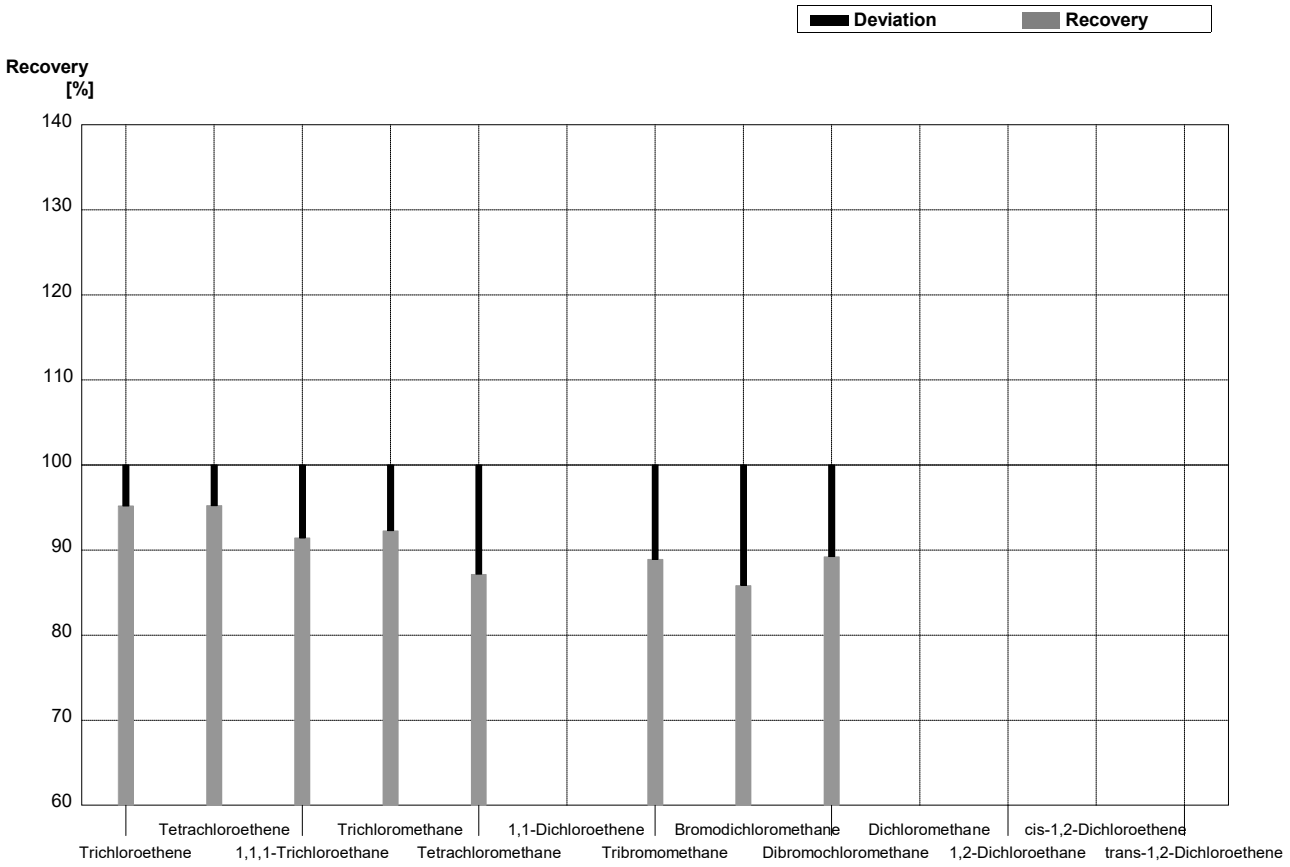

Sample **C-CB07B**
Laboratory **O**

Parameter	Target value	± U (k=2)	Result	±	Unit	Recovery
Trichloroethene	1,83	0,09	1,711	0,291	µg/l	93%
Tetrachloroethene	3,69	0,18	3,511	0,527	µg/l	95%
1,1,1-Trichloroethane	0,55	0,03	0,521	0,078	µg/l	95%
Trichloromethane	0,444	0,022	0,429	0,119	µg/l	97%
Tetrachloromethane	0,66	0,03	0,590	0,153	µg/l	89%
1,1-Dichloroethene	1,66	0,08			µg/l	
Tribromomethane	<0,04		<0,1		µg/l	•
Bromodichloromethane	0,362	0,018	0,325	0,081	µg/l	90%
Dibromochloromethane	1,97	0,10	1,854	0,352	µg/l	94%
Dichloromethane	3,23	0,16			µg/l	
1,2-Dichloroethane	2,10	0,11			µg/l	
cis-1,2-Dichloroethene	<0,06				µg/l	
trans-1,2-Dichloroethene	0,83	0,04			µg/l	

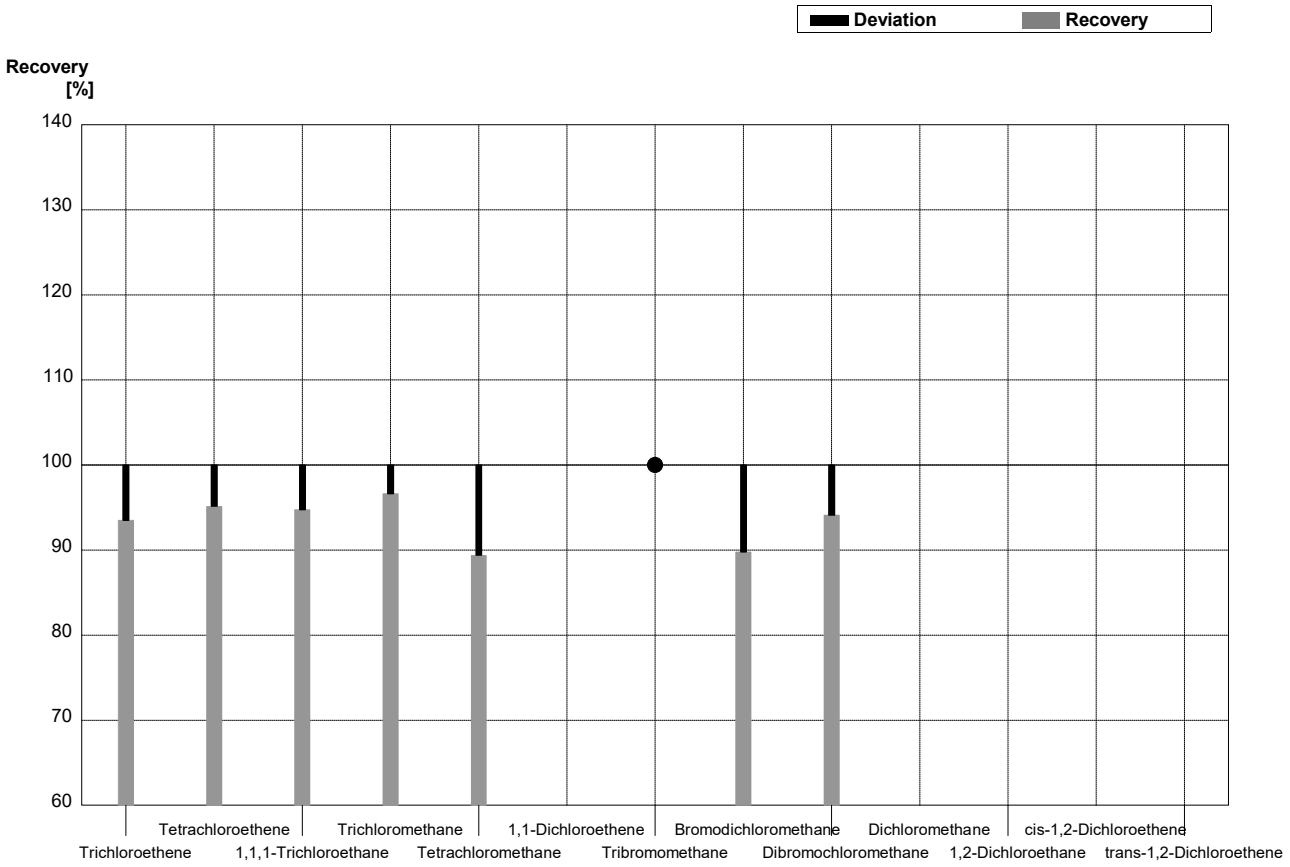

Sample **B-CB07A**
Laboratory **P**

Parameter	Target value	± U (k=2)	Result	±	Unit	Recovery
MTBE	1,70	0,09			µg/L	
Benzene	1,88	0,09	1,92	0,38	µg/L	102%
Toluene	1,40	0,07	1,32	0,26	µg/L	94%
Ethylbenzene	3,52	0,18	3,47	0,69	µg/L	99%
m,p-Xylene	1,96	0,10	1,91	0,38	µg/L	97%
o-Xylene	2,56	0,13	2,40	0,48	µg/L	94%

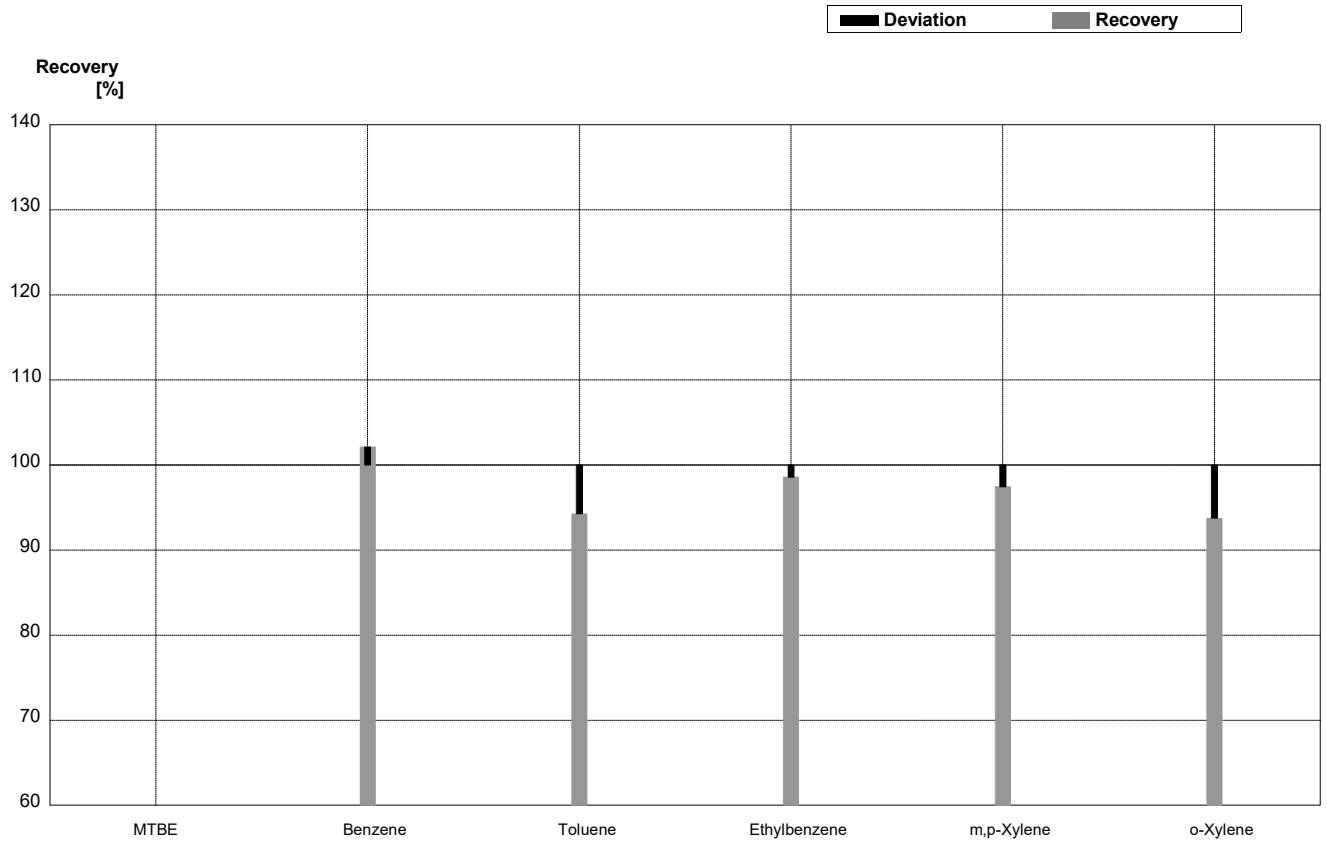

Sample **B-CB07B**
Laboratory **P**

Parameter	Target value	± U (k=2)	Result	±	Unit	Recovery
MTBE	0,82	0,04			µg/L	
Benzene	3,34	0,17	3,45	0,69	µg/L	103%
Toluene	3,44	0,17	3,42	0,68	µg/L	99%
Ethylbenzene	0,89	0,04	0,815	0,16	µg/L	92%
m,p-Xylene	0,61	0,03	0,565	0,11	µg/L	93%
o-Xylene	0,54	0,03	<0,50		µg/L	FN

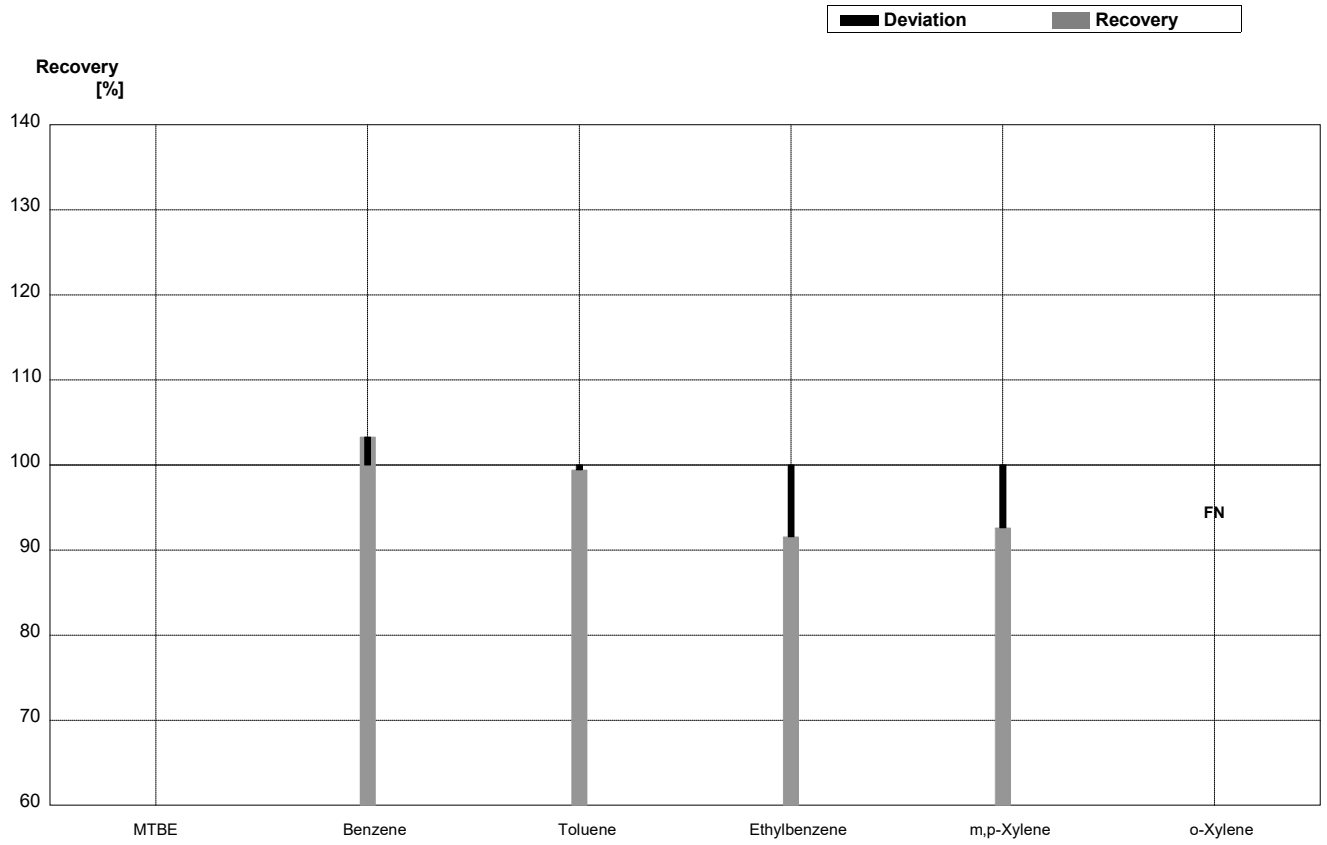

Sample **C-CB07A**
Laboratory **P**

Parameter	Target value	± U (k=2)	Result	±	Unit	Recovery
Trichloroethene	0,270	0,014	<0,50		µg/l	•
Tetrachloroethene	0,63	0,03	0,621	0,19	µg/l	99%
1,1,1-Trichloroethane	0,338	0,017	<0,50		µg/l	•
Trichloromethane	1,01	0,05	1,03	0,21	µg/l	102%
Tetrachloromethane	0,296	0,015	<0,50		µg/l	•
1,1-Dichloroethene	1,03	0,05	1,23	0,25	µg/l	119%
Tribromomethane	1,18	0,06	0,980	0,29	µg/l	83%
Bromodichloromethane	0,318	0,016	<0,50		µg/l	•
Dibromochloromethane	1,17	0,06	1,03	0,21	µg/l	88%
Dichloromethane	<0,6		<0,50		µg/l	•
1,2-Dichloroethane	0,86	0,04	0,827	0,17	µg/l	96%
cis-1,2-Dichloroethene	0,56	0,03	0,544	0,11	µg/l	97%
trans-1,2-Dichloroethene	0,340	0,017	<0,50		µg/l	•

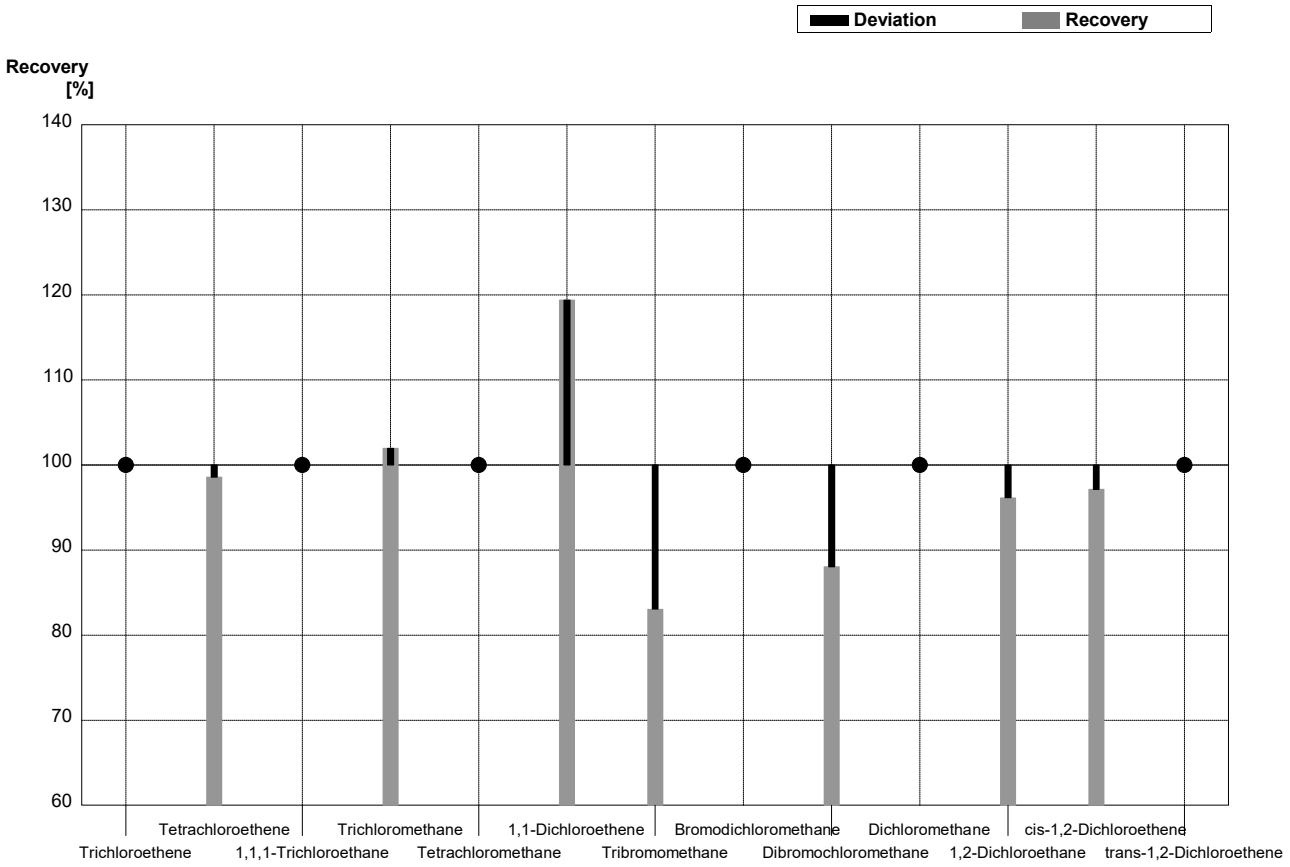

Sample **C-CB07B**
Laboratory **P**

Parameter	Target value	± U (k=2)	Result	±	Unit	Recovery
Trichloroethene	1,83	0,09	1,94	0,39	µg/l	106%
Tetrachloroethene	3,69	0,18	3,61	0,72	µg/l	98%
1,1,1-Trichloroethane	0,55	0,03	0,609	0,18	µg/l	111%
Trichloromethane	0,444	0,022	<0,50		µg/l	•
Tetrachloromethane	0,66	0,03	0,696	0,21	µg/l	105%
1,1-Dichloroethene	1,66	0,08	2,20	0,44	µg/l	133%
Tribromomethane	<0,04		<0,50		µg/l	•
Bromodichloromethane	0,362	0,018	<0,50		µg/l	•
Dibromochloromethane	1,97	0,10	1,83	0,55	µg/l	93%
Dichloromethane	3,23	0,16	3,45	0,69	µg/l	107%
1,2-Dichloroethane	2,10	0,11	2,21	0,66	µg/l	105%
cis-1,2-Dichloroethene	<0,06		<0,50		µg/l	•
trans-1,2-Dichloroethene	0,83	0,04	0,937	0,28	µg/l	113%

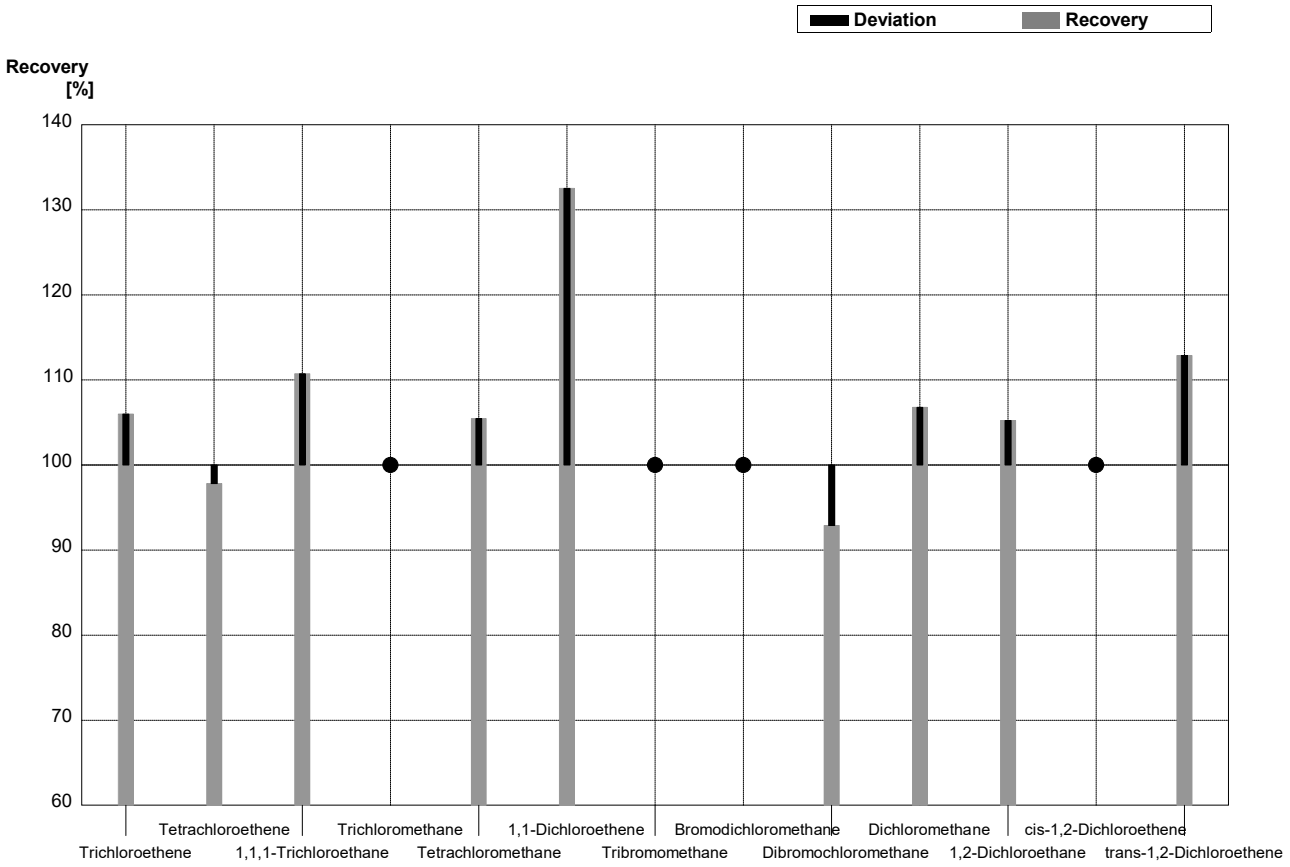

Sample **B-CB07A**
Laboratory **Q**

Parameter	Target value	± U (k=2)	Result	±	Unit	Recovery
MTBE	1,70	0,09	1,97	0,2	µg/L	116%
Benzene	1,88	0,09	2,17	0,2	µg/L	115%
Toluene	1,40	0,07	1,50	0,15	µg/L	107%
Ethylbenzene	3,52	0,18	3,69	0,37	µg/L	105%
m,p-Xylene	1,96	0,10	2,09	0,2	µg/L	107%
o-Xylene	2,56	0,13	2,36	0,24	µg/L	92%

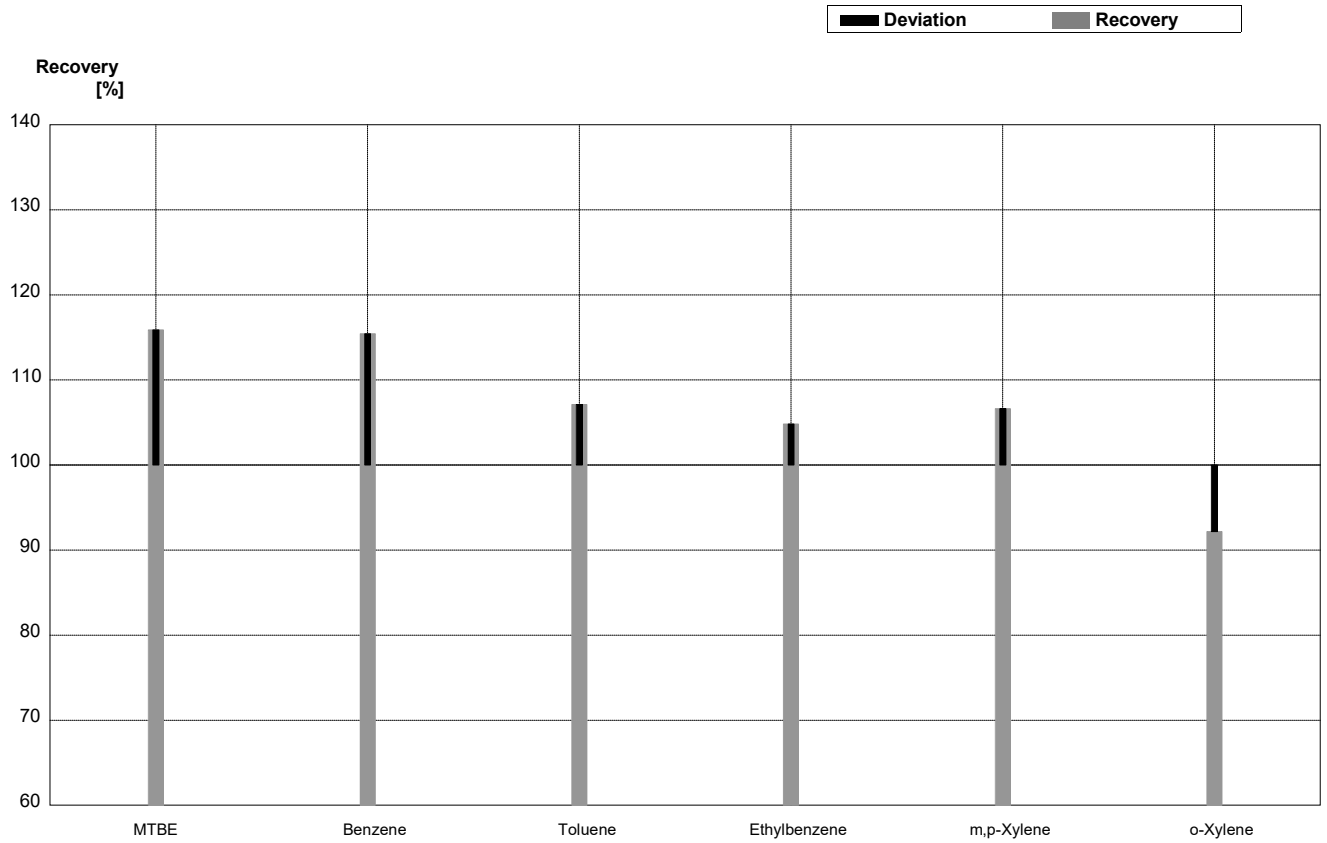

Sample **B-CB07B**
Laboratory **Q**

Parameter	Target value	± U (k=2)	Result	±	Unit	Recovery
MTBE	0,82	0,04	<1,0		µg/L	•
Benzene	3,34	0,17	3,75	0,37	µg/L	112%
Toluene	3,44	0,17	3,64	0,36	µg/L	106%
Ethylbenzene	0,89	0,04	0,89	0,09	µg/L	100%
m,p-Xylene	0,61	0,03	0,60	0,06	µg/L	98%
o-Xylene	0,54	0,03	0,473	0,047	µg/L	88%

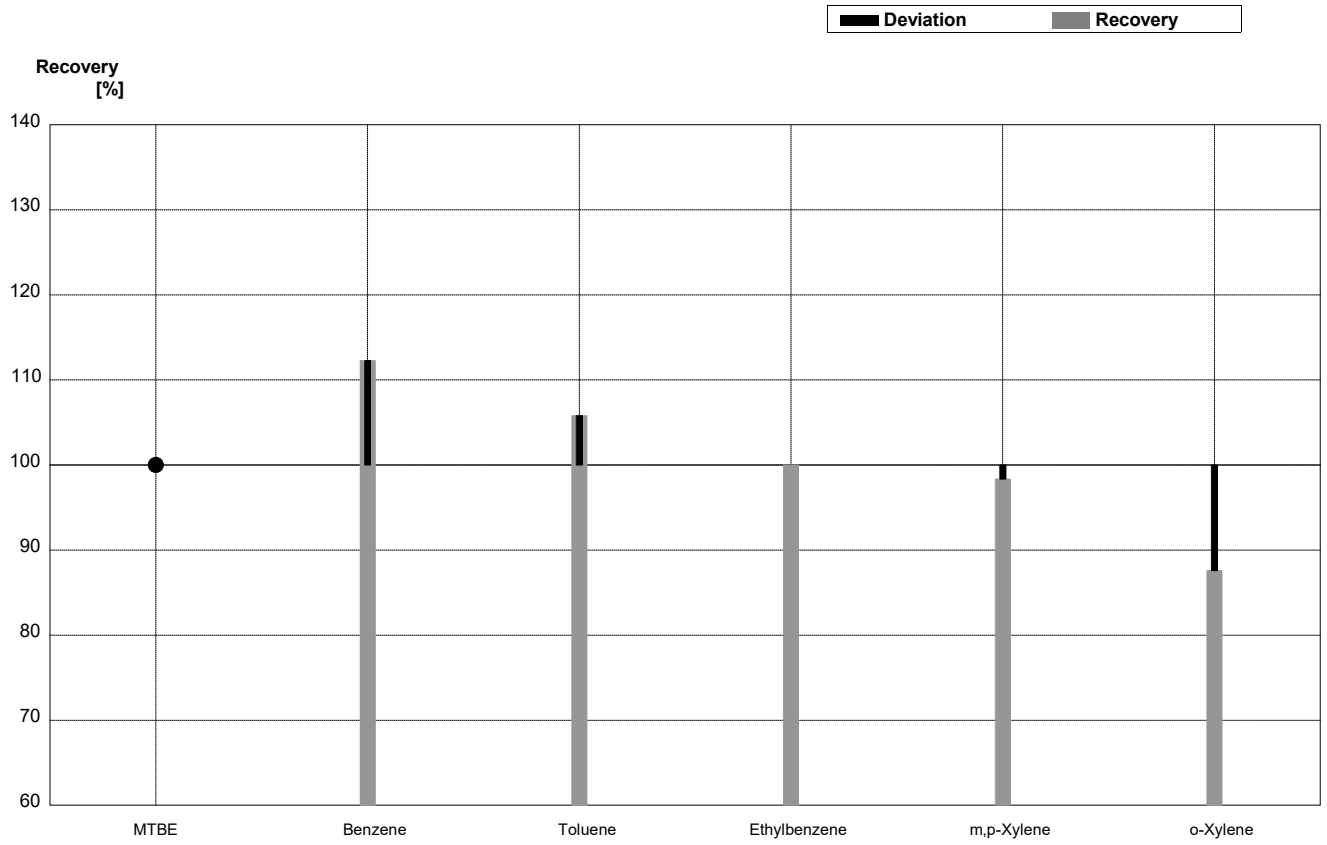

Sample **C-CB07A**
Laboratory **Q**

Parameter	Target value	± U (k=2)	Result	±	Unit	Recovery
Trichloroethene	0,270	0,014	0,250	0,025	µg/l	93%
Tetrachloroethene	0,63	0,03	0,560	0,056	µg/l	89%
1,1,1-Trichloroethane	0,338	0,017	0,317	0,032	µg/l	94%
Trichloromethane	1,01	0,05	0,933	0,093	µg/l	92%
Tetrachloromethane	0,296	0,015	0,290	0,029	µg/l	98%
1,1-Dichloroethene	1,03	0,05	0,917	0,092	µg/l	89%
Tribromomethane	1,18	0,06	1,00	0,100	µg/l	85%
Bromodichloromethane	0,318	0,016	0,300	0,030	µg/l	94%
Dibromochloromethane	1,17	0,06	1,05	0,10	µg/l	90%
Dichloromethane	<0,6		<0,5		µg/l	•
1,2-Dichloroethane	0,86	0,04	0,833	0,08	µg/l	97%
cis-1,2-Dichloroethene	0,56	0,03	0,523	0,05	µg/l	93%
trans-1,2-Dichloroethene	0,340	0,017	0,330	0,03	µg/l	97%

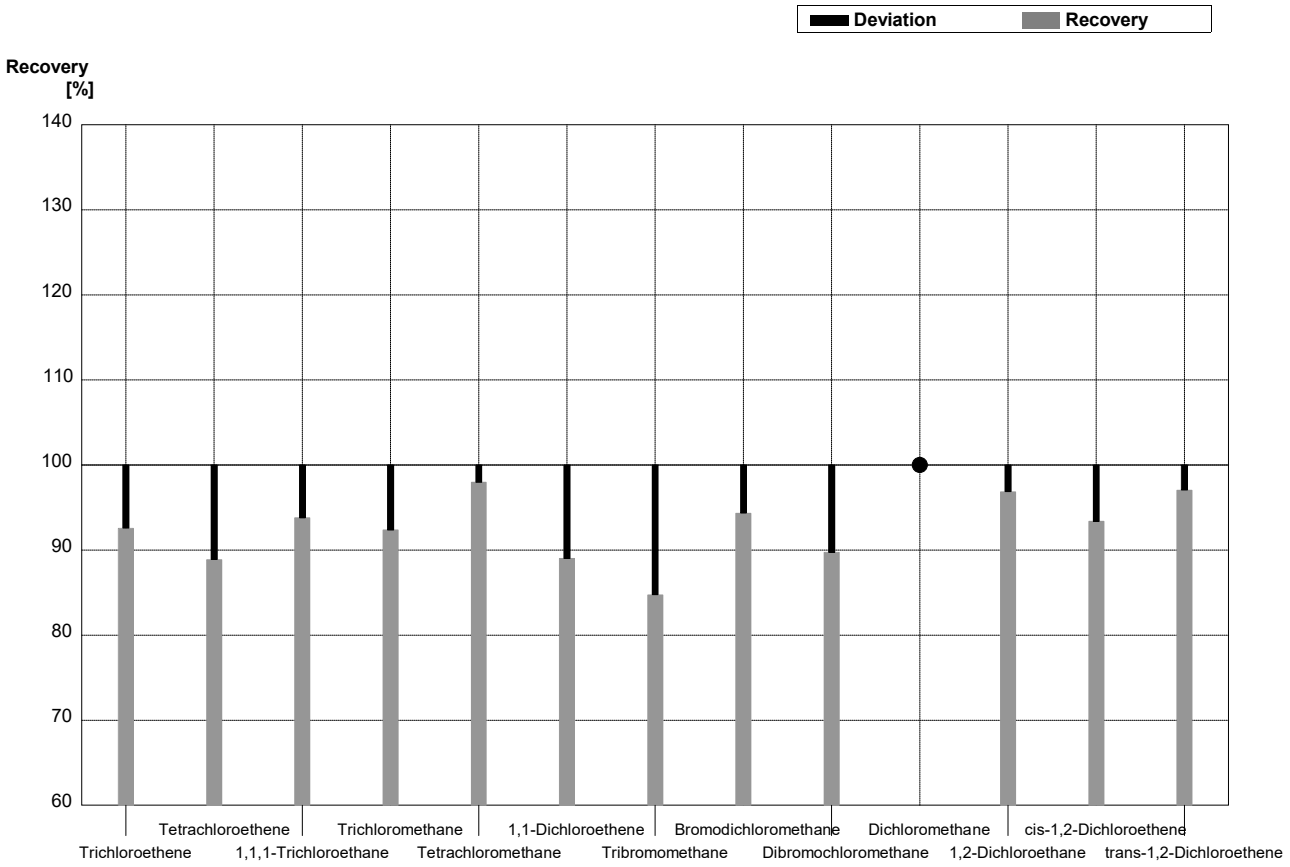

Sample **C-CB07B**
Laboratory **Q**

Parameter	Target value	± U (k=2)	Result	±	Unit	Recovery
Trichloroethene	1,83	0,09	1,72	0,17	µg/l	94%
Tetrachloroethene	3,69	0,18	3,49	0,35	µg/l	95%
1,1,1-Trichloroethane	0,55	0,03	0,547	0,055	µg/l	99%
Trichloromethane	0,444	0,022	0,410	0,041	µg/l	92%
Tetrachloromethane	0,66	0,03	0,673	0,067	µg/l	102%
1,1-Dichloroethene	1,66	0,08	1,57	0,16	µg/l	95%
Tribromomethane	<0,04		<0,1		µg/l	•
Bromodichloromethane	0,362	0,018	0,367	0,037	µg/l	101%
Dibromochloromethane	1,97	0,10	1,86	0,19	µg/l	94%
Dichloromethane	3,23	0,16	3,12	0,31	µg/l	97%
1,2-Dichloroethane	2,10	0,11	2,06	0,21	µg/l	98%
cis-1,2-Dichloroethene	<0,06		<0,2		µg/l	•
trans-1,2-Dichloroethene	0,83	0,04	0,837	0,084	µg/l	101%

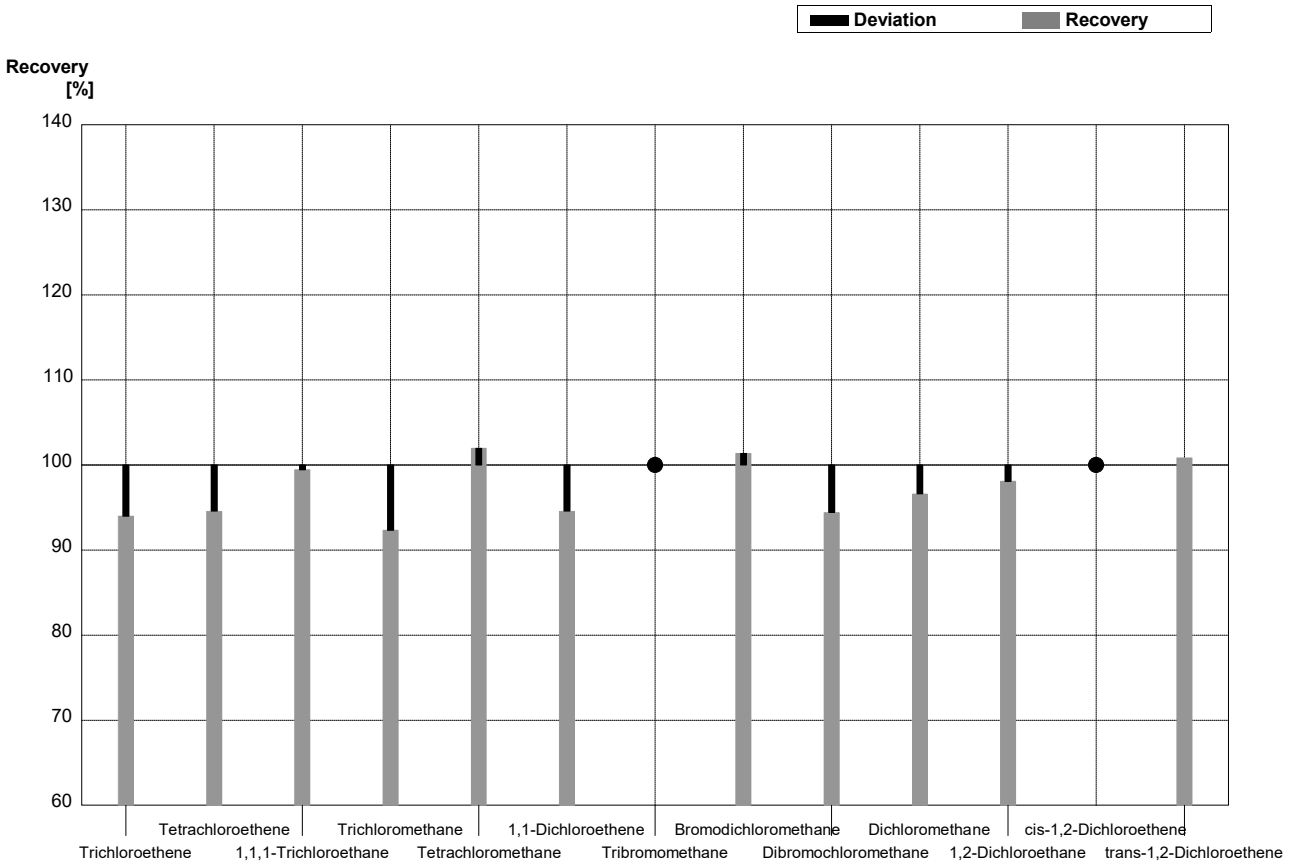

Sample **B-CB07A**
Laboratory **R**

Parameter	Target value	± U (k=2)	Result	±	Unit	Recovery
MTBE	1,70	0,09	1,78	0,284	µg/L	105%
Benzene	1,88	0,09	1,70	0,271	µg/L	90%
Toluene	1,40	0,07	1,33	0,173	µg/L	95%
Ethylbenzene	3,52	0,18	3,08	0,524	µg/L	88%
m,p-Xylene	1,96	0,10	1,87	0,375	µg/L	95%
o-Xylene	2,56	0,13	2,36	0,400	µg/L	92%

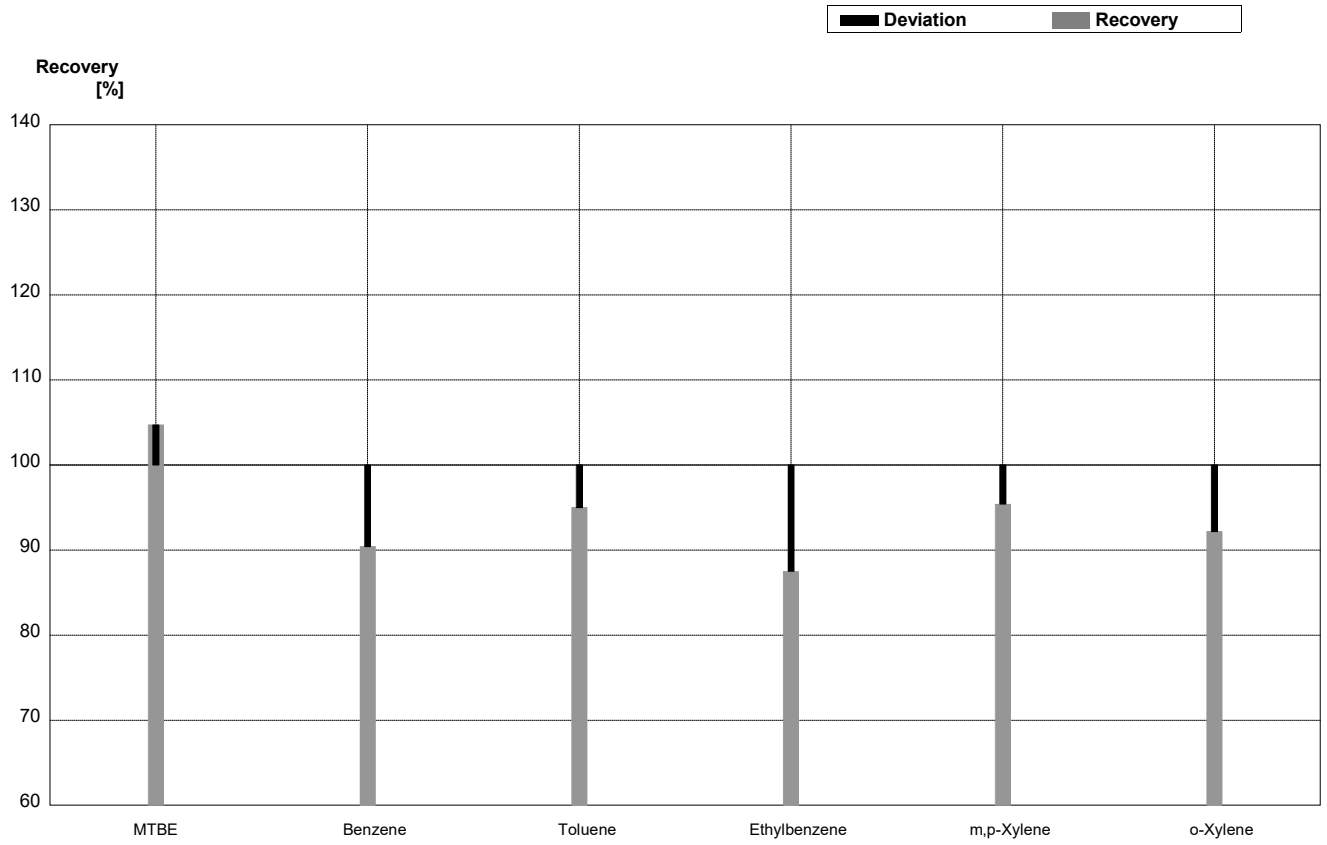

Sample **B-CB07B**
Laboratory **R**

Parameter	Target value	± U (k=2)	Result	±	Unit	Recovery
MTBE	0,82	0,04	0,813	0,130	µg/L	99%
Benzene	3,34	0,17	2,96	0,474	µg/L	89%
Toluene	3,44	0,17	3,33	0,433	µg/L	97%
Ethylbenzene	0,89	0,04	0,754	0,128	µg/L	85%
m,p-Xylene	0,61	0,03	0,442	0,088	µg/L	72%
o-Xylene	0,54	0,03	0,459	0,078	µg/L	85%

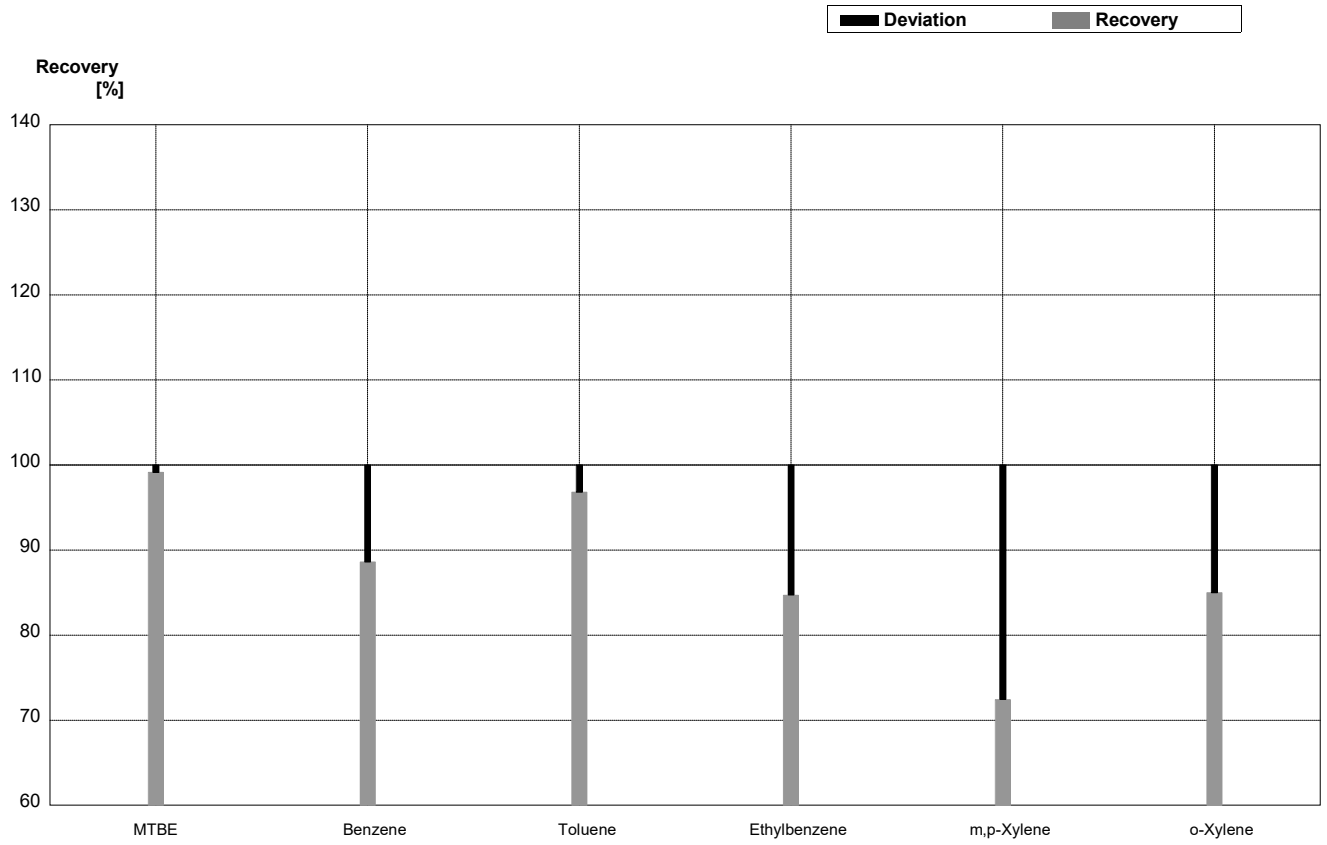

Sample **C-CB07A**
Laboratory **R**

Parameter	Target value	± U (k=2)	Result	±	Unit	Recovery
Trichloroethene	0,270	0,014	0,243	0,056	µg/l	90%
Tetrachloroethene	0,63	0,03	0,569	0,182	µg/l	90%
1,1,1-Trichloroethane	0,338	0,017	0,330	0,069	µg/l	98%
Trichloromethane	1,01	0,05	1,00	0,251	µg/l	99%
Tetrachloromethane	0,296	0,015	0,277	0,053	µg/l	94%
1,1-Dichloroethene	1,03	0,05	0,981	0,245	µg/l	95%
Tribromomethane	1,18	0,06	1,09	0,240	µg/l	92%
Bromodichloromethane	0,318	0,016	0,314	0,078	µg/l	99%
Dibromochloromethane	1,17	0,06	1,13	0,293	µg/l	97%
Dichloromethane	<0,6		<0,020		µg/l	•
1,2-Dichloroethane	0,86	0,04	0,899	0,216	µg/l	105%
cis-1,2-Dichloroethene	0,56	0,03	0,539	0,092	µg/l	96%
trans-1,2-Dichloroethene	0,340	0,017	0,318	0,070	µg/l	94%

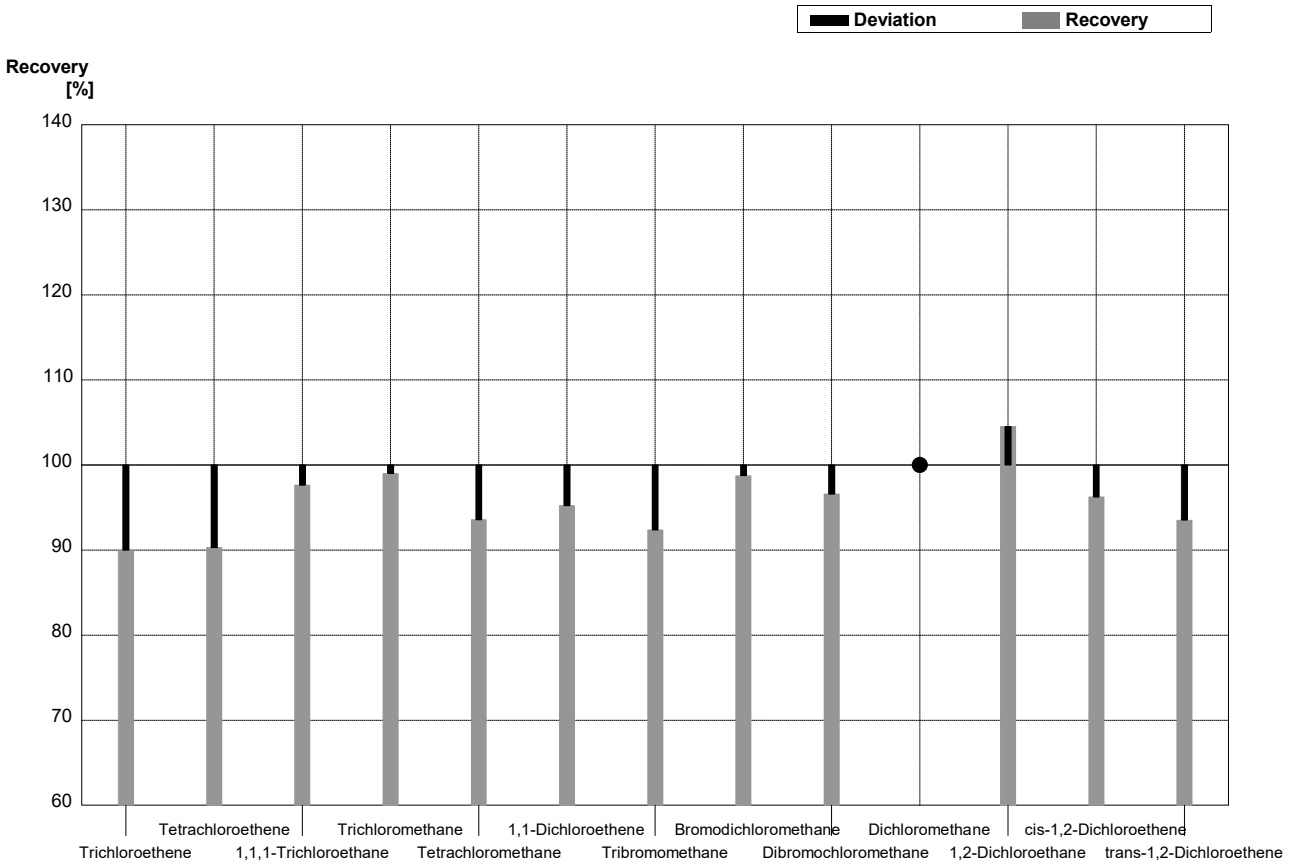

Sample **C-CB07B**
Laboratory **R**

Parameter	Target value	± U (k=2)	Result	±	Unit	Recovery
Trichloroethene	1,83	0,09	1,60	0,369	µg/l	87%
Tetrachloroethene	3,69	0,18	3,13	1,002	µg/l	85%
1,1,1-Trichloroethane	0,55	0,03	0,532	0,112	µg/l	97%
Trichloromethane	0,444	0,022	0,450	0,112	µg/l	101%
Tetrachloromethane	0,66	0,03	0,603	0,115	µg/l	91%
1,1-Dichloroethene	1,66	0,08	1,67	0,417	µg/l	101%
Tribromomethane	<0,04		<0,020		µg/l	•
Bromodichloromethane	0,362	0,018	0,374	0,093	µg/l	103%
Dibromochloromethane	1,97	0,10	1,95	0,506	µg/l	99%
Dichloromethane	3,23	0,16	3,77	0,942	µg/l	117%
1,2-Dichloroethane	2,10	0,11	2,12	0,508	µg/l	101%
cis-1,2-Dichloroethene	<0,06		<0,020		µg/l	•
trans-1,2-Dichloroethene	0,83	0,04	0,764	0,168	µg/l	92%

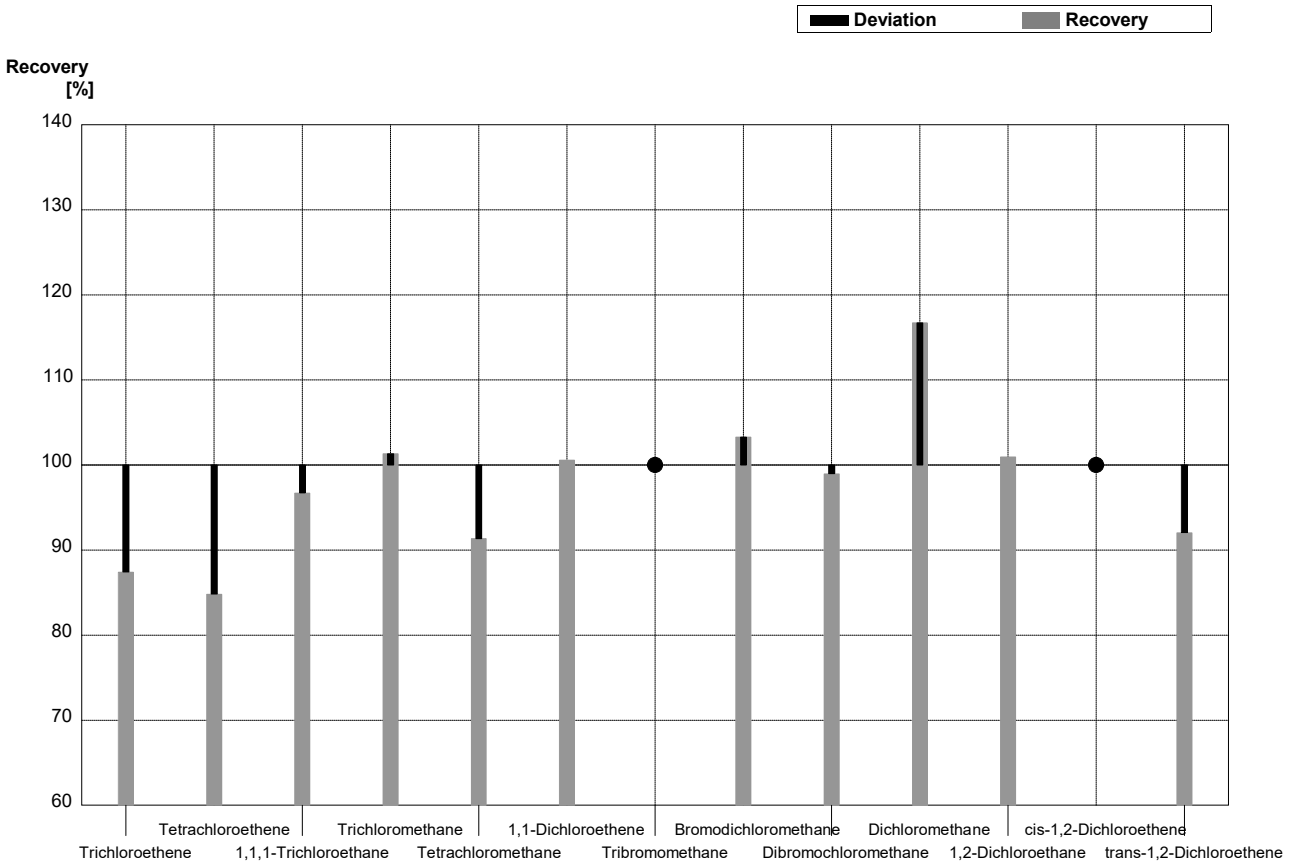

Sample **B-CB07A**
Laboratory **S**

Parameter	Target value	± U (k=2)	Result	±	Unit	Recovery
MTBE	1,70	0,09			µg/L	
Benzene	1,88	0,09	1,84	0,044	µg/L	98%
Toluene	1,40	0,07	1,25	0,087	µg/L	89%
Ethylbenzene	3,52	0,18	3,27	0,036	µg/L	93%
m,p-Xylene	1,96	0,10	1,82	0,063	µg/L	93%
o-Xylene	2,56	0,13	2,33	0,088	µg/L	91%

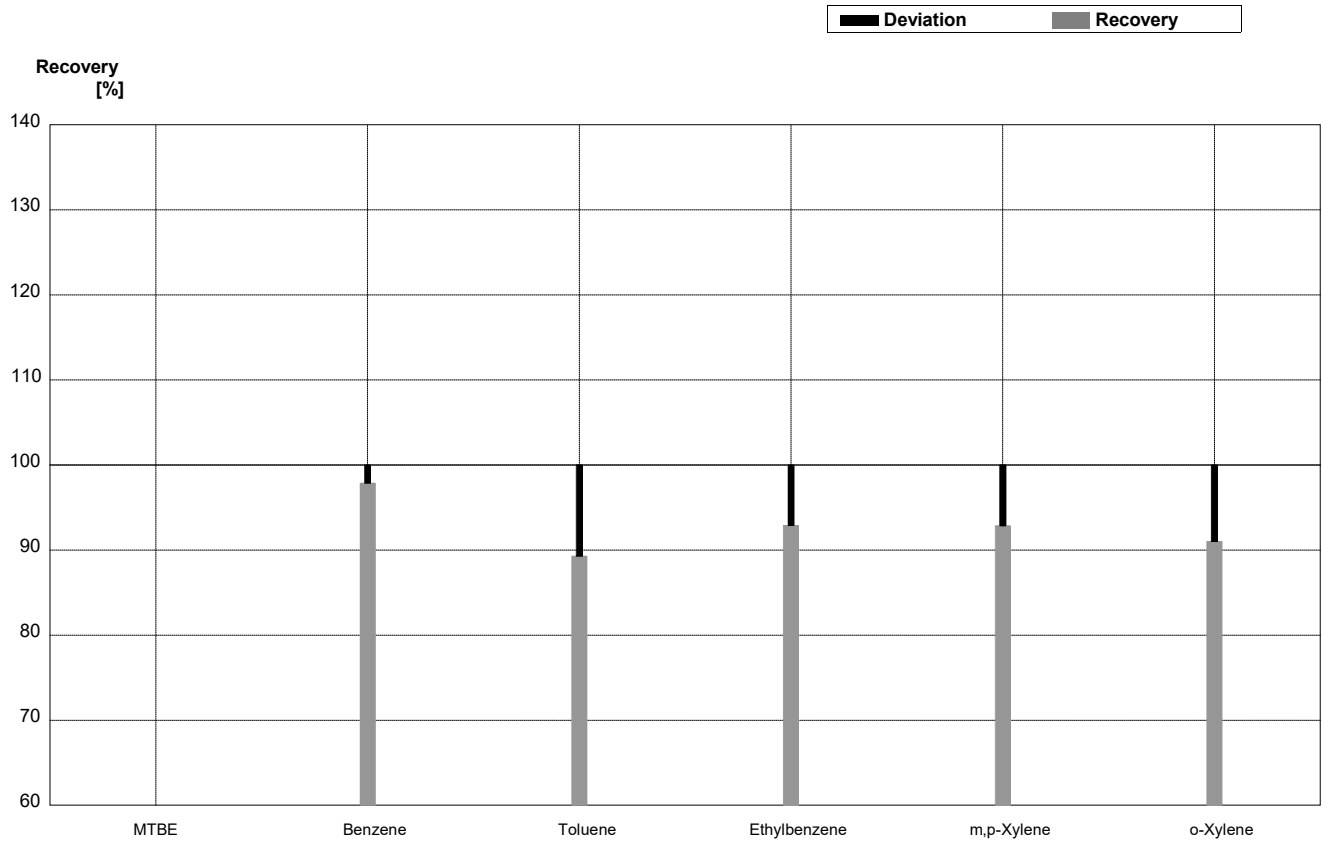

Sample **B-CB07B**
Laboratory **S**

Parameter	Target value	± U (k=2)	Result	±	Unit	Recovery
MTBE	0,82	0,04			µg/L	
Benzene	3,34	0,17	3,17	0,049	µg/L	95%
Toluene	3,44	0,17	3,15	0,09	µg/L	92%
Ethylbenzene	0,89	0,04	0,806	0,033	µg/L	91%
m,p-Xylene	0,61	0,03	0,552	0,067	µg/L	90%
o-Xylene	0,54	0,03	0,471	0,096	µg/L	87%

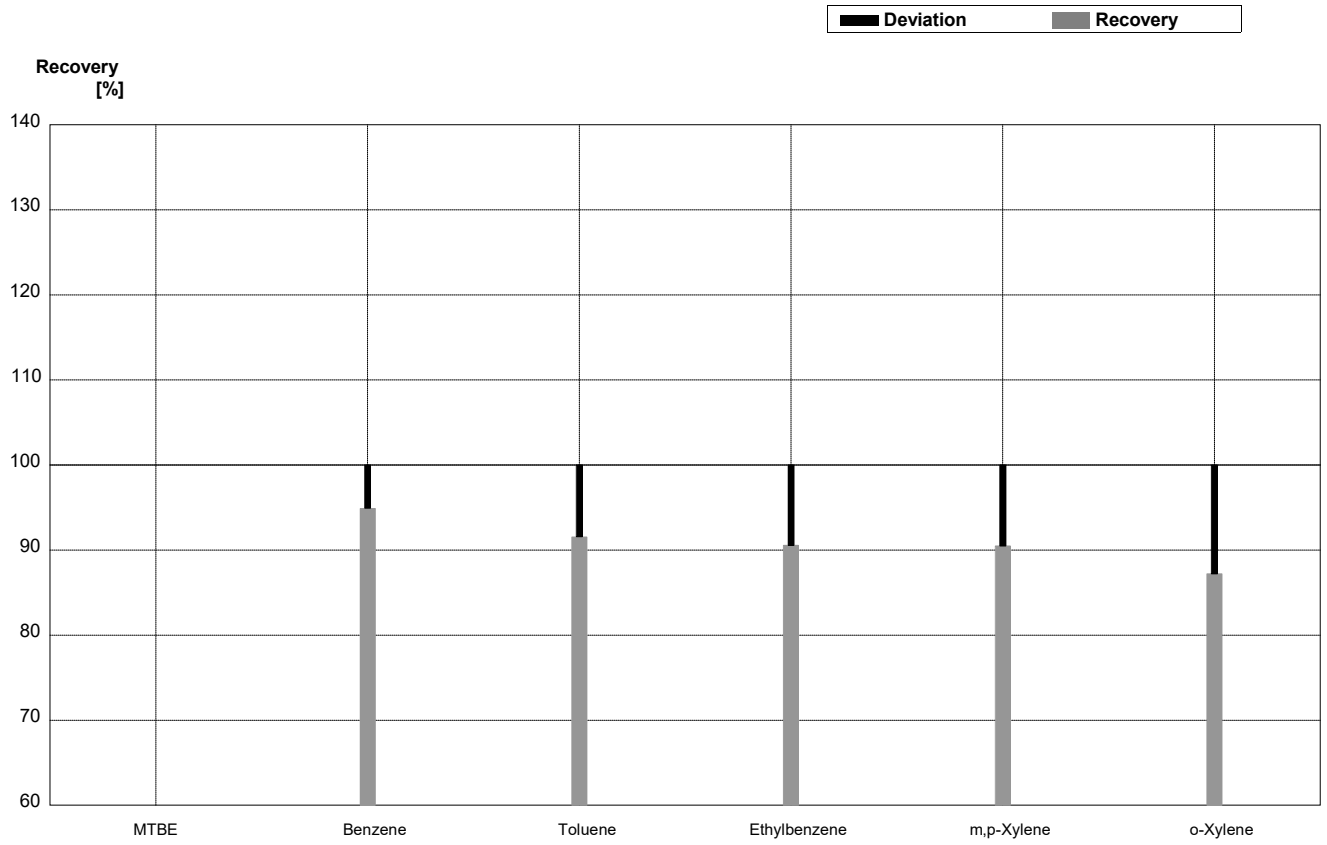

Sample **C-CB07A**
Laboratory **S**

Parameter	Target value	± U (k=2)	Result	±	Unit	Recovery
Trichloroethene	0,270	0,014	0,261	0,005	µg/l	97%
Tetrachloroethene	0,63	0,03	0,544	0,084	µg/l	86%
1,1,1-Trichloroethane	0,338	0,017	0,331	0,009	µg/l	98%
Trichloromethane	1,01	0,05	0,927	0,057	µg/l	92%
Tetrachloromethane	0,296	0,015	0,286	0,006	µg/l	97%
1,1-Dichloroethene	1,03	0,05	0,963	0,066	µg/l	93%
Tribromomethane	1,18	0,06	1,22	0,084	µg/l	103%
Bromodichloromethane	0,318	0,016	0,316	0,012	µg/l	99%
Dibromochloromethane	1,17	0,06	1,16	0,085	µg/l	99%
Dichloromethane	<0,6		<0,05		µg/l	•
1,2-Dichloroethane	0,86	0,04	0,808	0,083	µg/l	94%
cis-1,2-Dichloroethene	0,56	0,03	0,513	0,054	µg/l	92%
trans-1,2-Dichloroethene	0,340	0,017	0,316	0,01	µg/l	93%

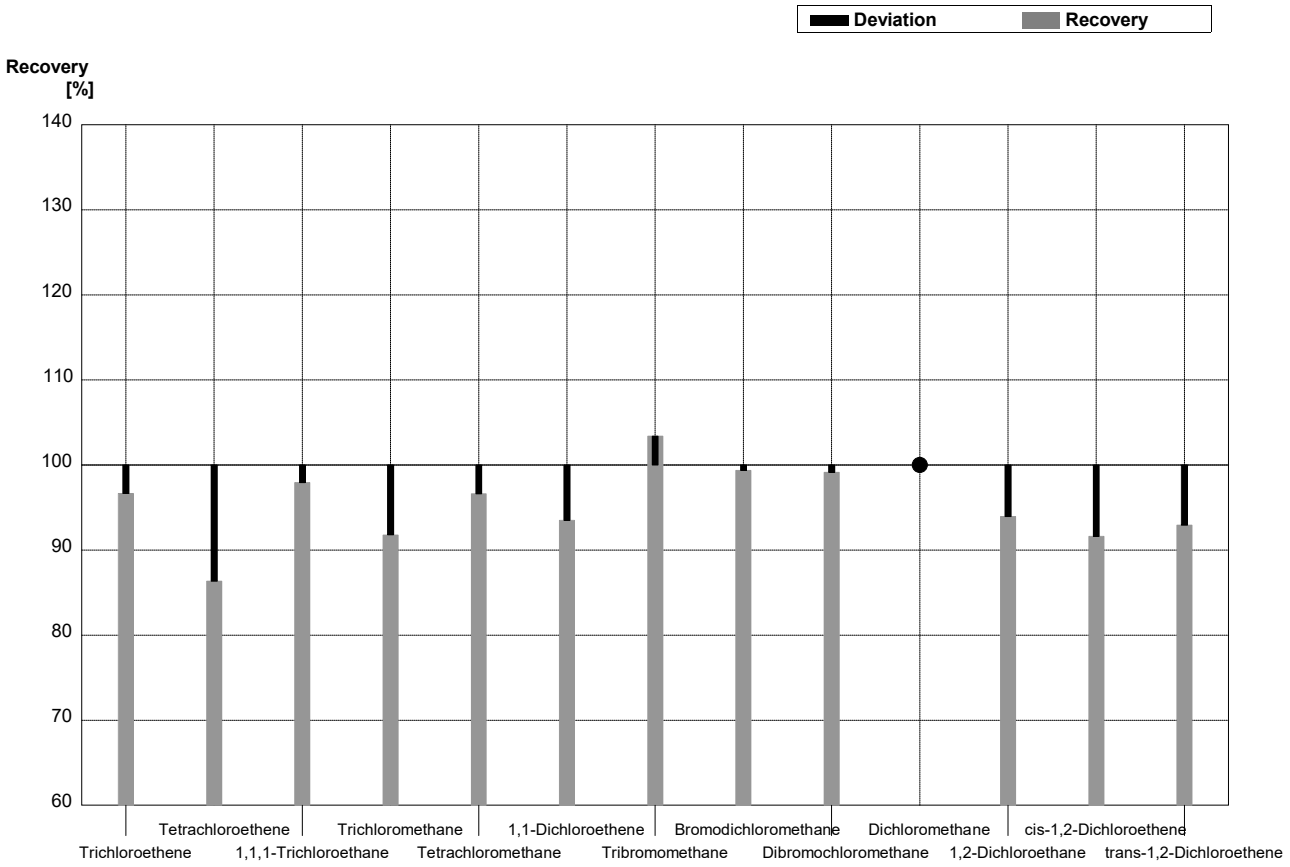

Sample **C-CB07B**
Laboratory **S**

Parameter	Target value	± U (k=2)	Result	±	Unit	Recovery
Trichloroethene	1,83	0,09	1,94	0,085	µg/l	106%
Tetrachloroethene	3,69	0,18	3,58	0,053	µg/l	97%
1,1,1-Trichloroethane	0,55	0,03	0,49	0,097	µg/l	89%
Trichloromethane	0,444	0,022	0,394	0,056	µg/l	89%
Tetrachloromethane	0,66	0,03	0,642	0,281	µg/l	97%
1,1-Dichloroethene	1,66	0,08	1,73	0,058	µg/l	104%
Tribromomethane	<0,04		<0,05		µg/l	•
Bromodichloromethane	0,362	0,018	0,374	0,013	µg/l	103%
Dibromochloromethane	1,97	0,10	2,12	0,08	µg/l	108%
Dichloromethane	3,23	0,16	3,24	0,112	µg/l	100%
1,2-Dichloroethane	2,10	0,11	2,10	0,102	µg/l	100%
cis-1,2-Dichloroethene	<0,06		<0,05		µg/l	•
trans-1,2-Dichloroethene	0,83	0,04	0,921	0,087	µg/l	111%

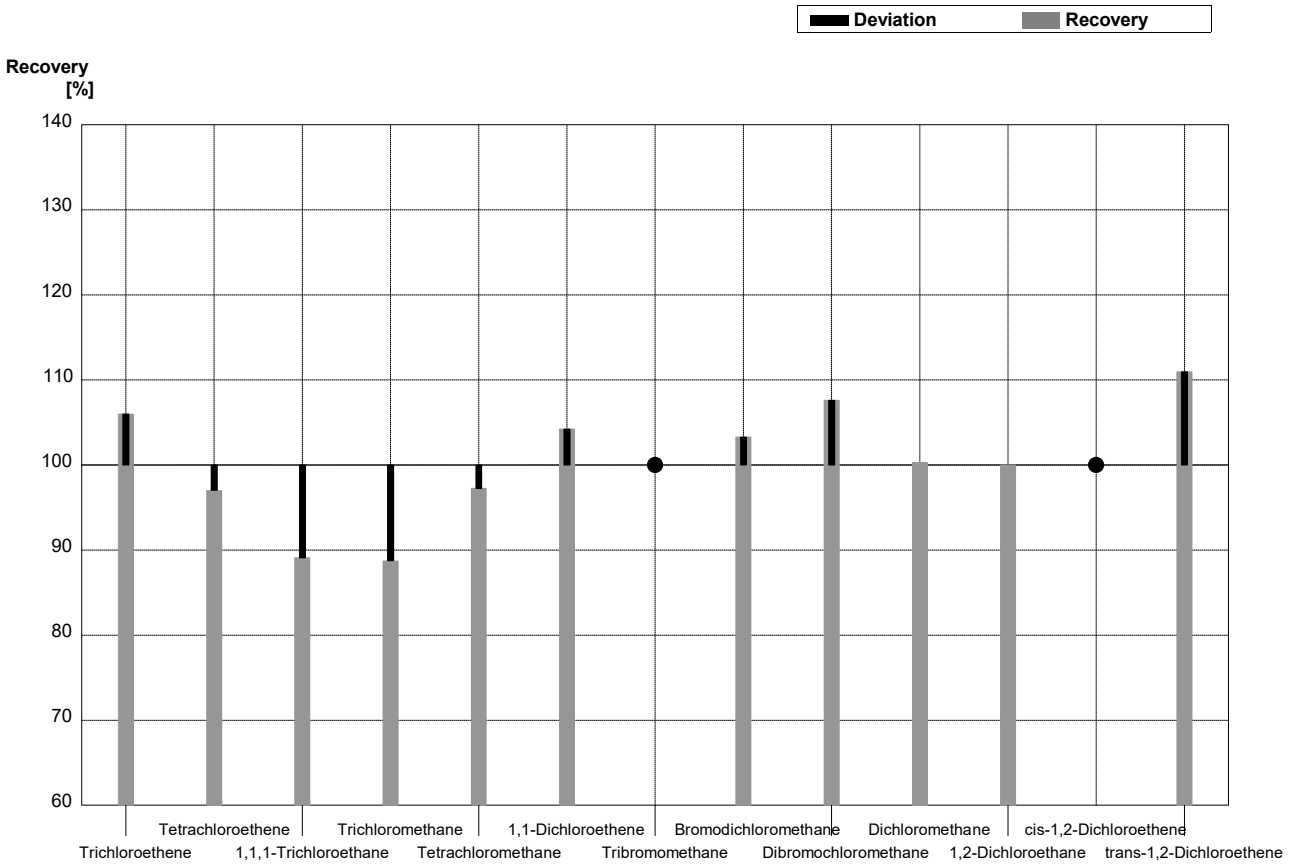

Sample **B-CB07A**
Laboratory **T**

Parameter	Target value	± U (k=2)	Result	±	Unit	Recovery
MTBE	1,70	0,09			µg/L	
Benzene	1,88	0,09			µg/L	
Toluene	1,40	0,07			µg/L	
Ethylbenzene	3,52	0,18			µg/L	
m,p-Xylene	1,96	0,10			µg/L	
o-Xylene	2,56	0,13			µg/L	

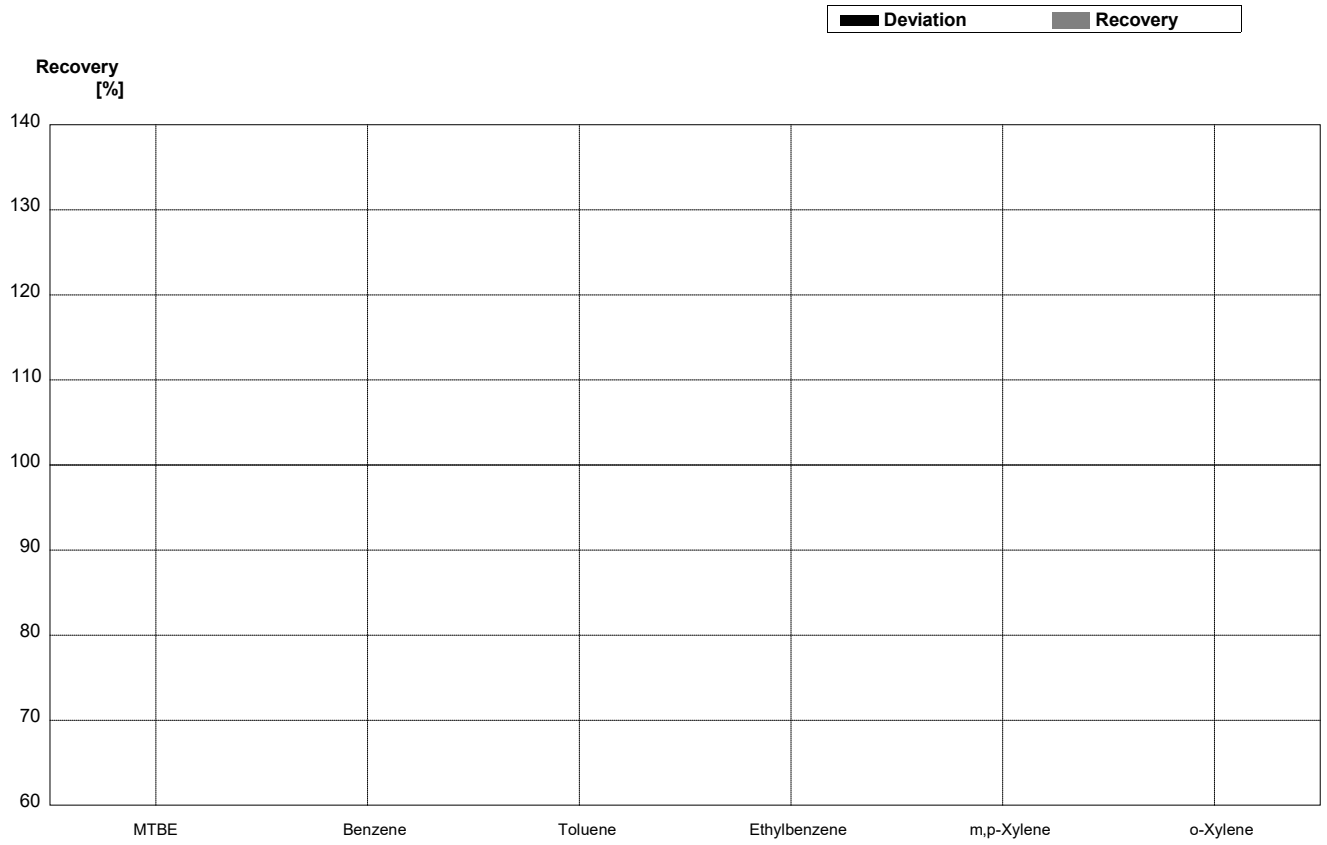

Sample **B-CB07B**
Laboratory **T**

Parameter	Target value	± U (k=2)	Result	±	Unit	Recovery
MTBE	0,82	0,04			µg/L	
Benzene	3,34	0,17			µg/L	
Toluene	3,44	0,17			µg/L	
Ethylbenzene	0,89	0,04			µg/L	
m,p-Xylene	0,61	0,03			µg/L	
o-Xylene	0,54	0,03			µg/L	

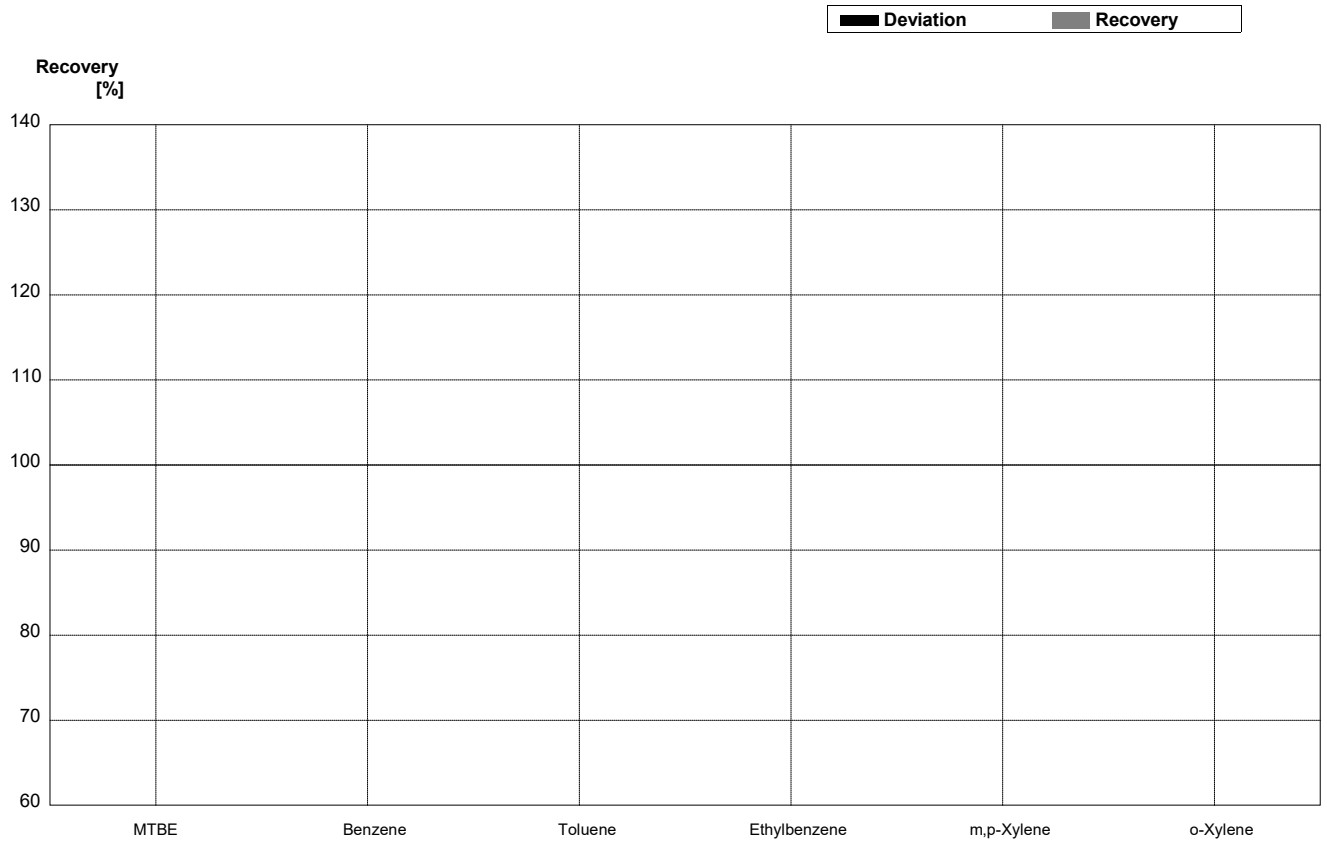

Sample **C-CB07A**
Laboratory **T**

Parameter	Target value	± U (k=2)	Result	±	Unit	Recovery
Trichloroethene	0,270	0,014	0,210	0,08	µg/l	78%
Tetrachloroethene	0,63	0,03	0,440	0,21	µg/l	70%
1,1,1-Trichloroethane	0,338	0,017	0,220	0,10	µg/l	65%
Trichloromethane	1,01	0,05	0,88	0,31	µg/l	87%
Tetrachloromethane	0,296	0,015	0,200	0,05	µg/l	68%
1,1-Dichloroethene	1,03	0,05	0,68	0,22	µg/l	66%
Tribromomethane	1,18	0,06	1,19	0,75	µg/l	101%
Bromodichloromethane	0,318	0,016	0,350	0,18	µg/l	110%
Dibromochloromethane	1,17	0,06	1,27	0,71	µg/l	109%
Dichloromethane	<0,6		<0,01		µg/l	•
1,2-Dichloroethane	0,86	0,04	0,79	0,19	µg/l	92%
cis-1,2-Dichloroethene	0,56	0,03	0,480	0,13	µg/l	86%
trans-1,2-Dichloroethene	0,340	0,017	0,290	0,09	µg/l	85%

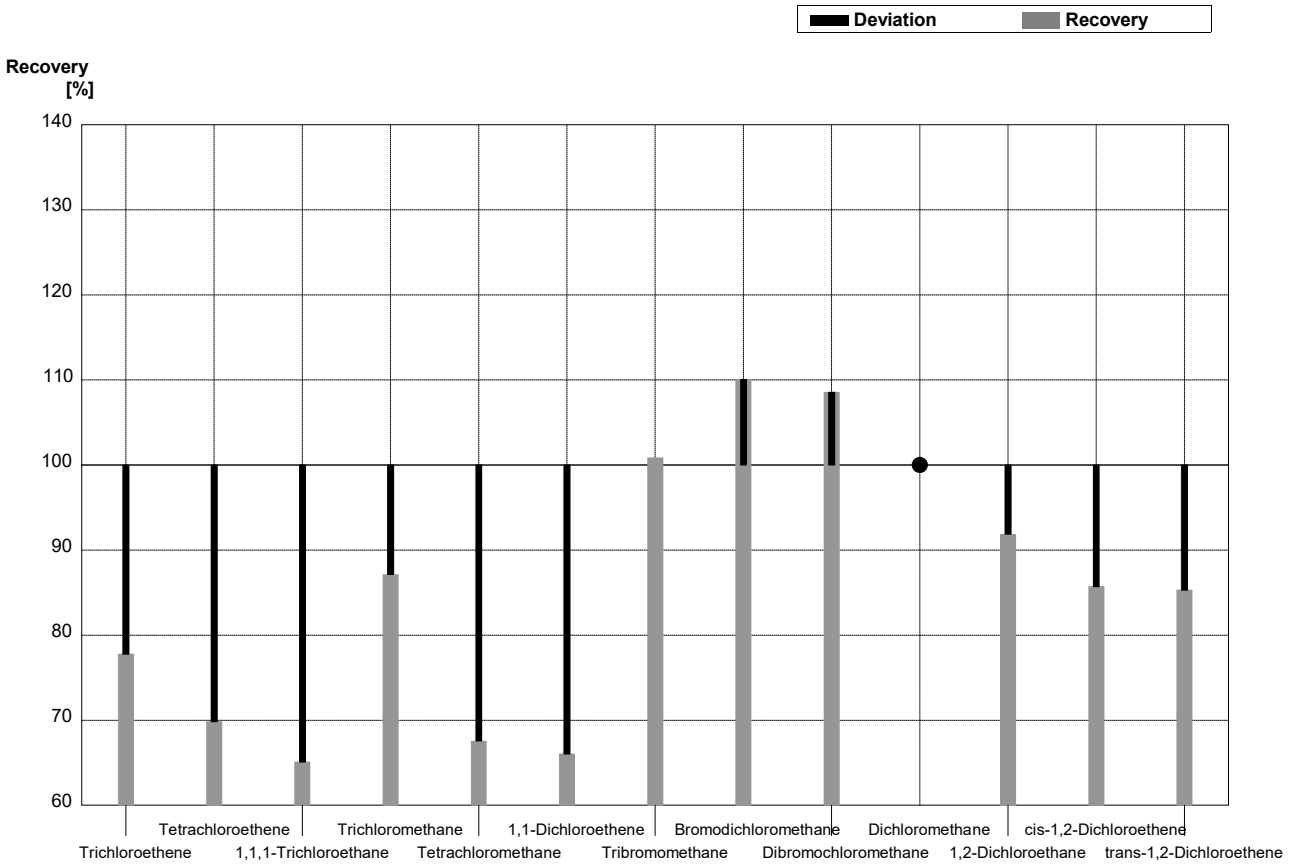

Sample **C-CB07B**
Laboratory **T**

Parameter	Target value	± U (k=2)	Result	±	Unit	Recovery
Trichloroethene	1,83	0,09	1,45	0,53	µg/l	79%
Tetrachloroethene	3,69	0,18	2,85	1,37	µg/l	77%
1,1,1-Trichloroethane	0,55	0,03	0,380	0,17	µg/l	69%
Trichloromethane	0,444	0,022	0,430	0,15	µg/l	97%
Tetrachloromethane	0,66	0,03	0,450	0,13	µg/l	68%
1,1-Dichloroethene	1,66	0,08	1,29	0,42	µg/l	78%
Tribromomethane	<0,04		<0,1		µg/l	•
Bromodichloromethane	0,362	0,018	0,420	0,21	µg/l	116%
Dibromochloromethane	1,97	0,10	2,12	1,19	µg/l	108%
Dichloromethane	3,23	0,16	3,07	1,03	µg/l	95%
1,2-Dichloroethane	2,10	0,11	1,94	0,47	µg/l	92%
cis-1,2-Dichloroethene	<0,06		n,n.		µg/l	
trans-1,2-Dichloroethene	0,83	0,04	0,73	0,22	µg/l	88%

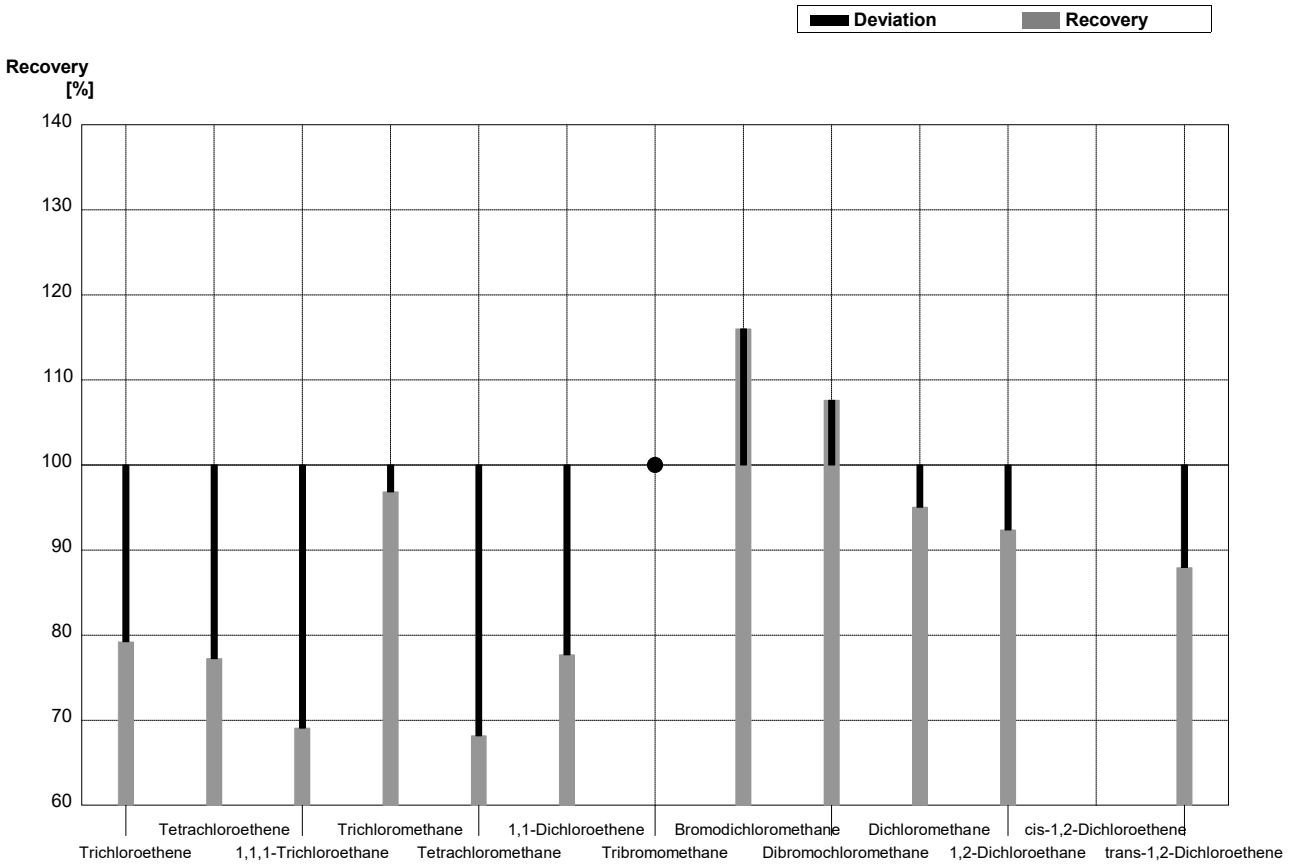

Sample **B-CB07A**
Laboratory **U**

Parameter	Target value	± U (k=2)	Result	±	Unit	Recovery
MTBE	1,70	0,09			µg/L	
Benzene	1,88	0,09	1,96		µg/L	104%
Toluene	1,40	0,07	1,11		µg/L	79%
Ethylbenzene	3,52	0,18	2,39		µg/L	68%
m,p-Xylene	1,96	0,10	0,803		µg/L	41%
o-Xylene	2,56	0,13	1,57		µg/L	61%

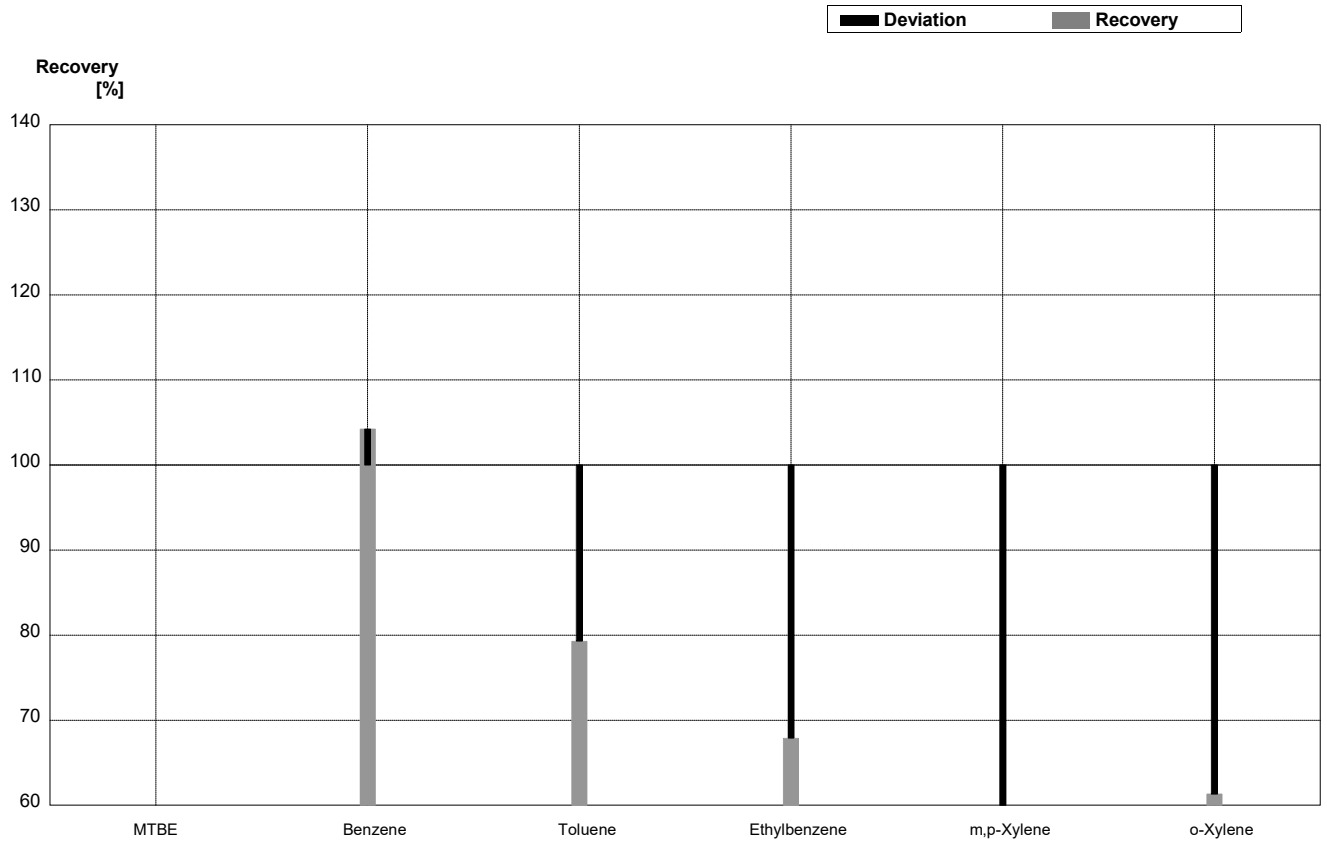

Sample **B-CB07B**
Laboratory **U**

Parameter	Target value	± U (k=2)	Result	±	Unit	Recovery
MTBE	0,82	0,04			µg/L	
Benzene	3,34	0,17	3,10		µg/L	93%
Toluene	3,44	0,17	2,52		µg/L	73%
Ethylbenzene	0,89	0,04	0,563		µg/L	63%
m,p-Xylene	0,61	0,03	0,225		µg/L	37%
o-Xylene	0,54	0,03	0,299		µg/L	55%

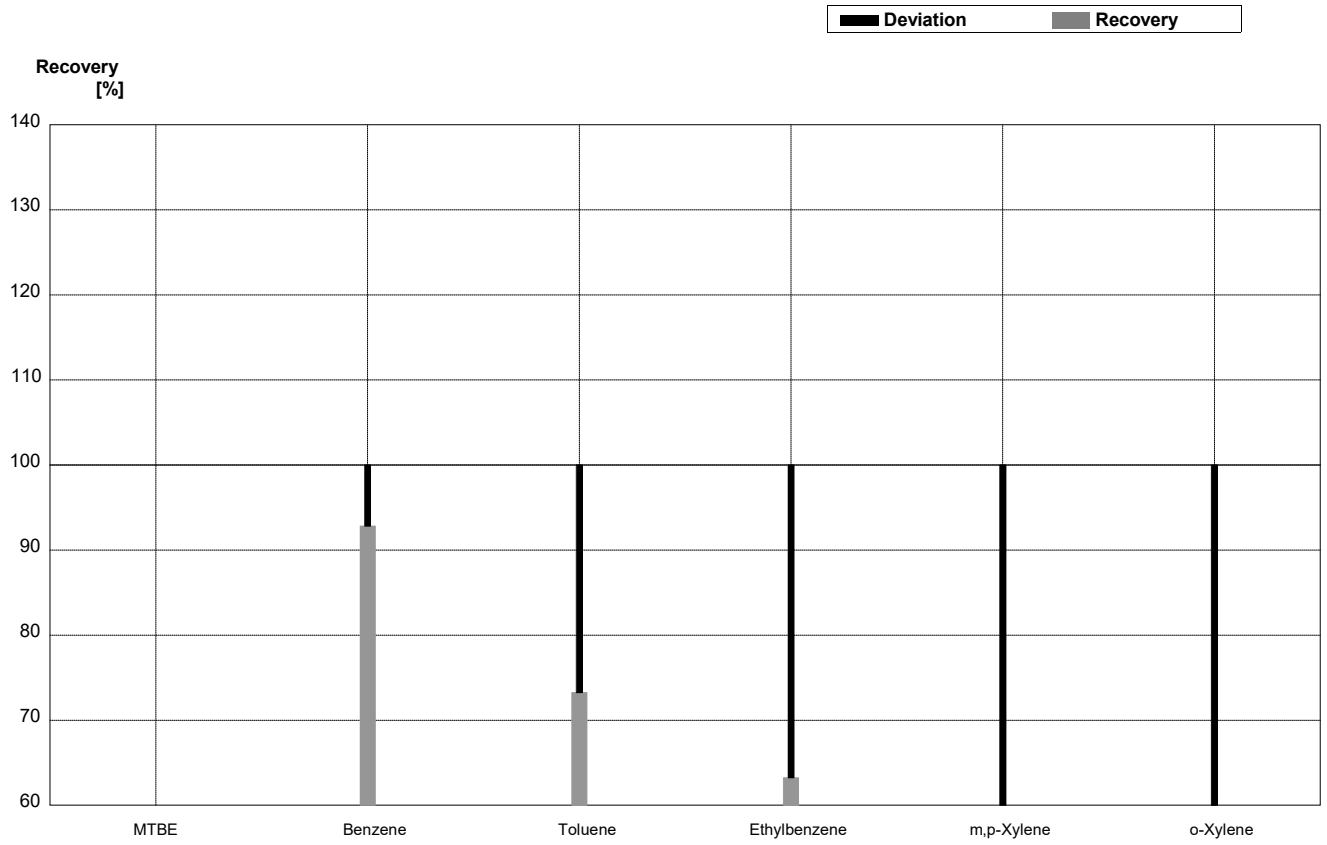

Sample **C-CB07A**
Laboratory **U**

Parameter	Target value	± U (k=2)	Result	±	Unit	Recovery
Trichloroethene	0,270	0,014			µg/l	
Tetrachloroethene	0,63	0,03			µg/l	
1,1,1-Trichloroethane	0,338	0,017			µg/l	
Trichloromethane	1,01	0,05			µg/l	
Tetrachloromethane	0,296	0,015			µg/l	
1,1-Dichloroethene	1,03	0,05			µg/l	
Tribromomethane	1,18	0,06			µg/l	
Bromodichloromethane	0,318	0,016			µg/l	
Dibromochloromethane	1,17	0,06			µg/l	
Dichloromethane	<0,6		<0,2		µg/l	•
1,2-Dichloroethane	0,86	0,04	0,583		µg/l	68%
cis-1,2-Dichloroethene	0,56	0,03			µg/l	
trans-1,2-Dichloroethene	0,340	0,017			µg/l	

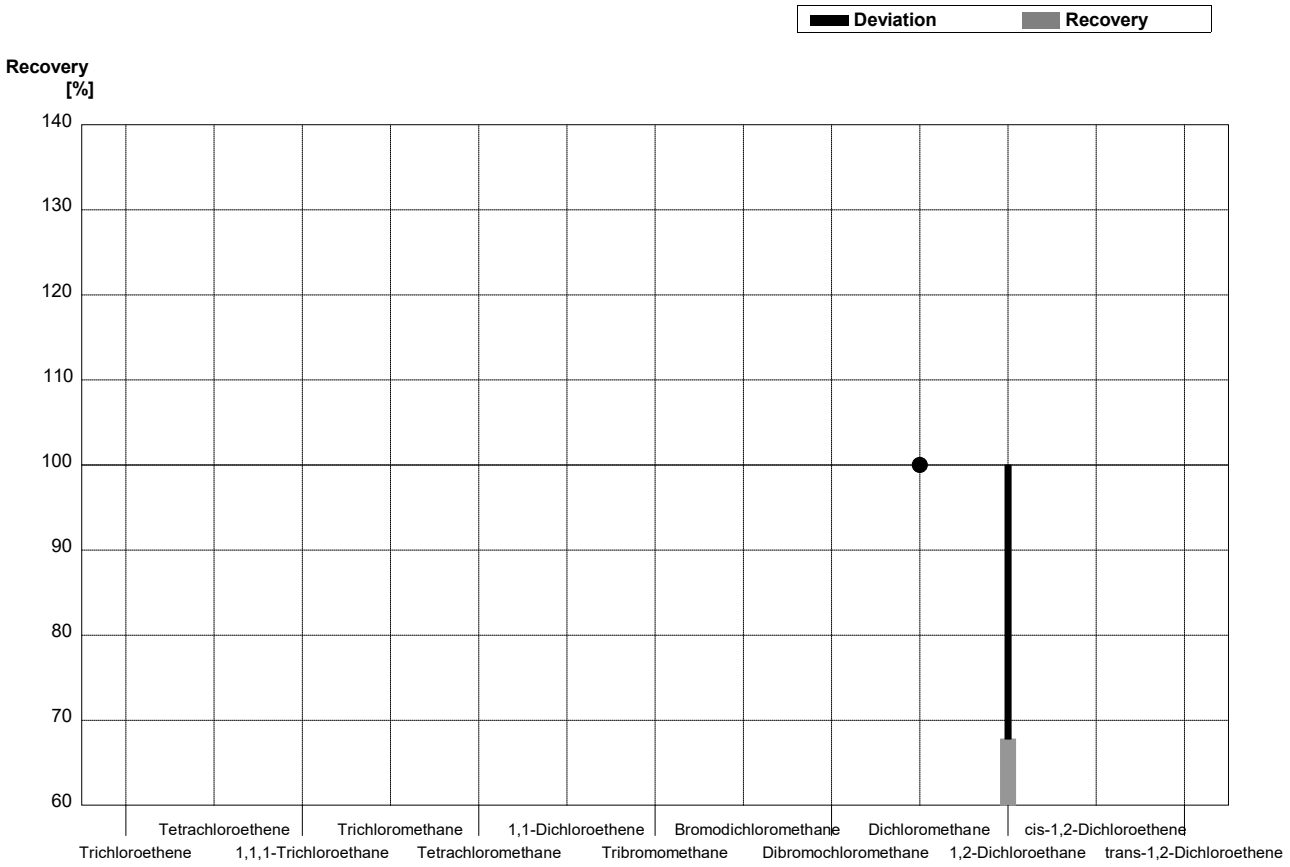

Sample **C-CB07B**
Laboratory **U**

Parameter	Target value	± U (k=2)	Result	±	Unit	Recovery
Trichloroethene	1,83	0,09			µg/l	
Tetrachloroethene	3,69	0,18			µg/l	
1,1,1-Trichloroethane	0,55	0,03			µg/l	
Trichloromethane	0,444	0,022			µg/l	
Tetrachloromethane	0,66	0,03			µg/l	
1,1-Dichloroethene	1,66	0,08			µg/l	
Tribromomethane	<0,04				µg/l	
Bromodichloromethane	0,362	0,018			µg/l	
Dibromochloromethane	1,97	0,10			µg/l	
Dichloromethane	3,23	0,16	3,14		µg/l	97%
1,2-Dichloroethane	2,10	0,11	1,50		µg/l	71%
cis-1,2-Dichloroethene	<0,06				µg/l	
trans-1,2-Dichloroethene	0,83	0,04			µg/l	

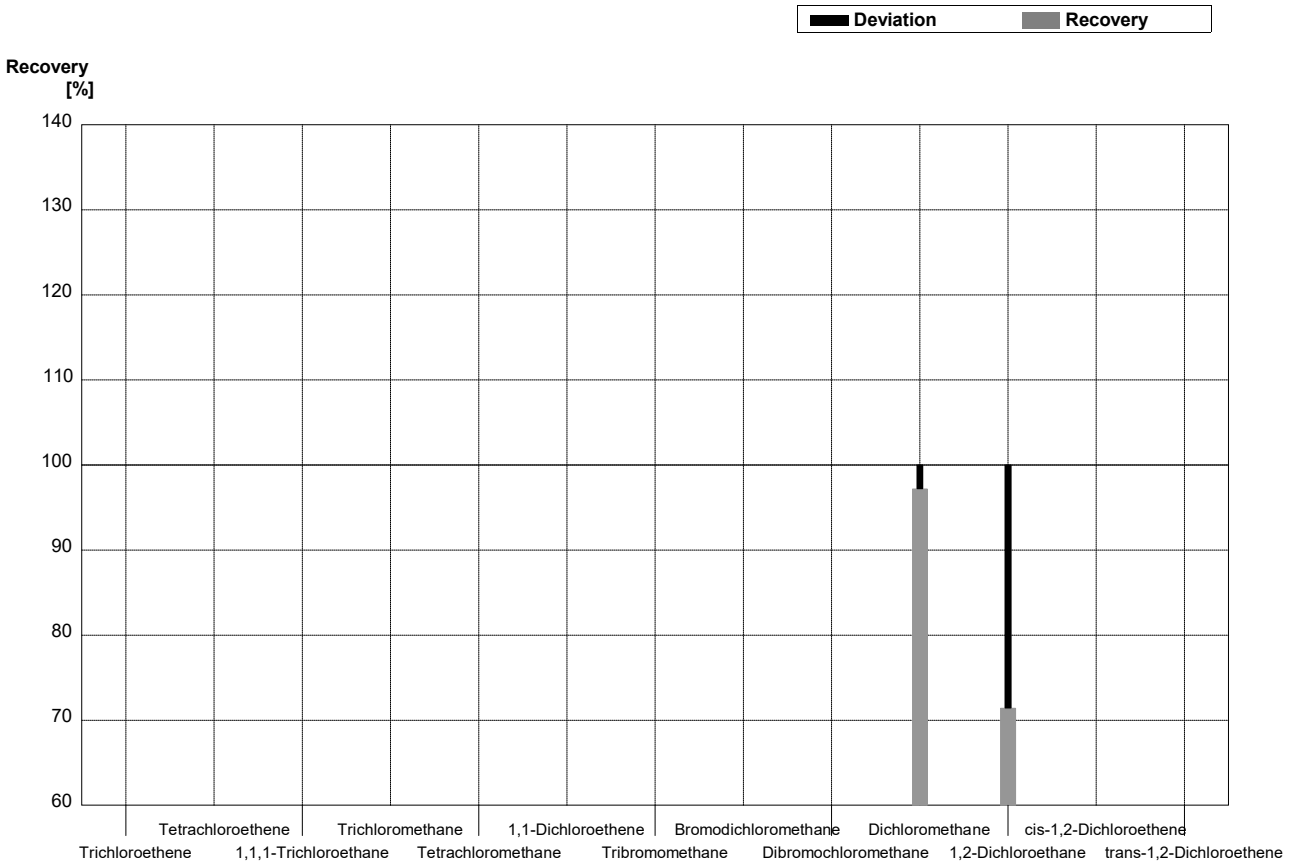

Sample **B-CB07A**
Laboratory **V**

Parameter	Target value	± U (k=2)	Result	±	Unit	Recovery
MTBE	1,70	0,09			µg/L	
Benzene	1,88	0,09			µg/L	
Toluene	1,40	0,07	1,47	0,42	µg/L	105%
Ethylbenzene	3,52	0,18	3,69	0,97	µg/L	105%
m,p-Xylene	1,96	0,10	2,14	0,44	µg/L	109%
o-Xylene	2,56	0,13	2,66	0,84	µg/L	104%

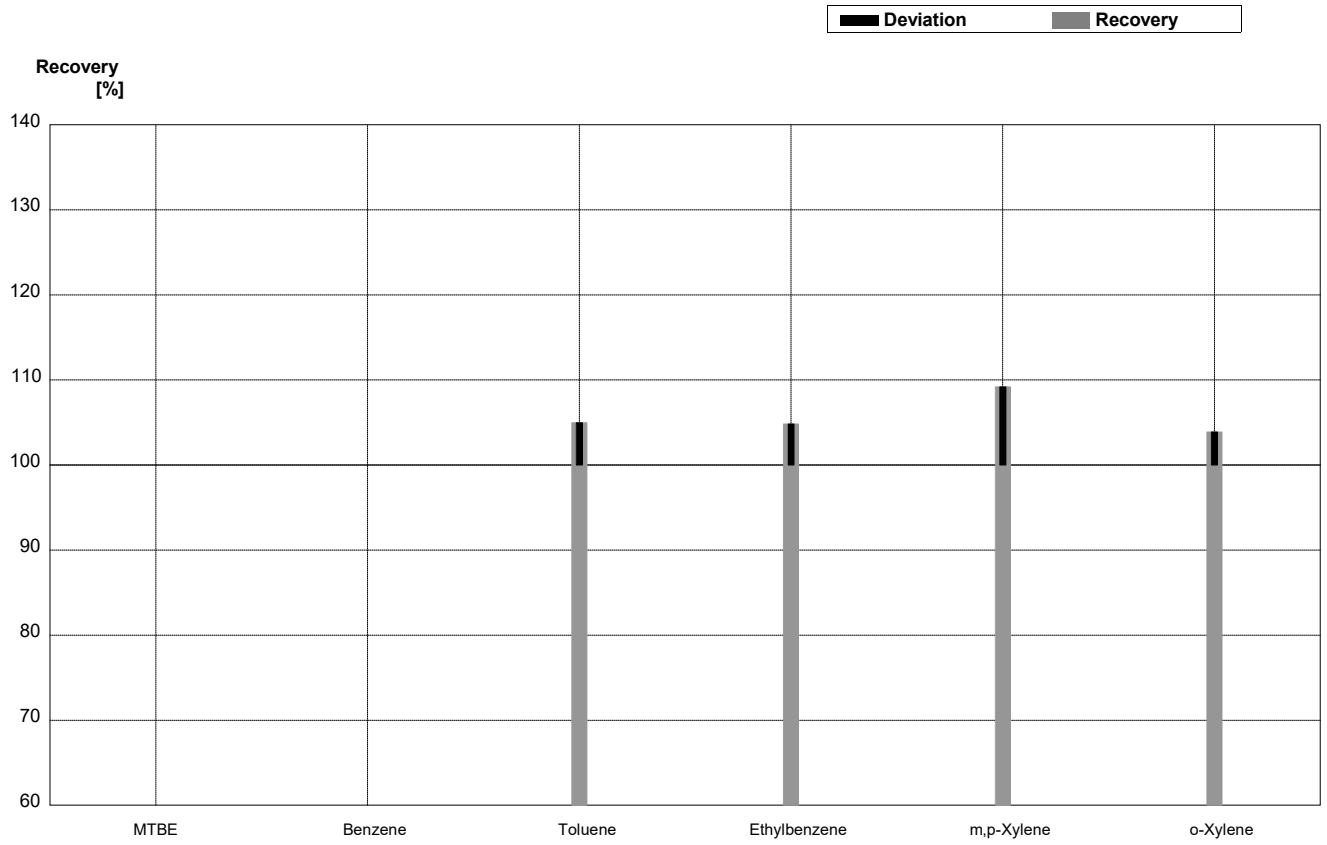

Sample **B-CB07B**
Laboratory **V**

Parameter	Target value	± U (k=2)	Result	±	Unit	Recovery
MTBE	0,82	0,04			µg/L	
Benzene	3,34	0,17			µg/L	
Toluene	3,44	0,17	3,55	1,02	µg/L	103%
Ethylbenzene	0,89	0,04	0,91	0,24	µg/L	102%
m,p-Xylene	0,61	0,03	0,63	0,13	µg/L	103%
o-Xylene	0,54	0,03	0,56	0,18	µg/L	104%

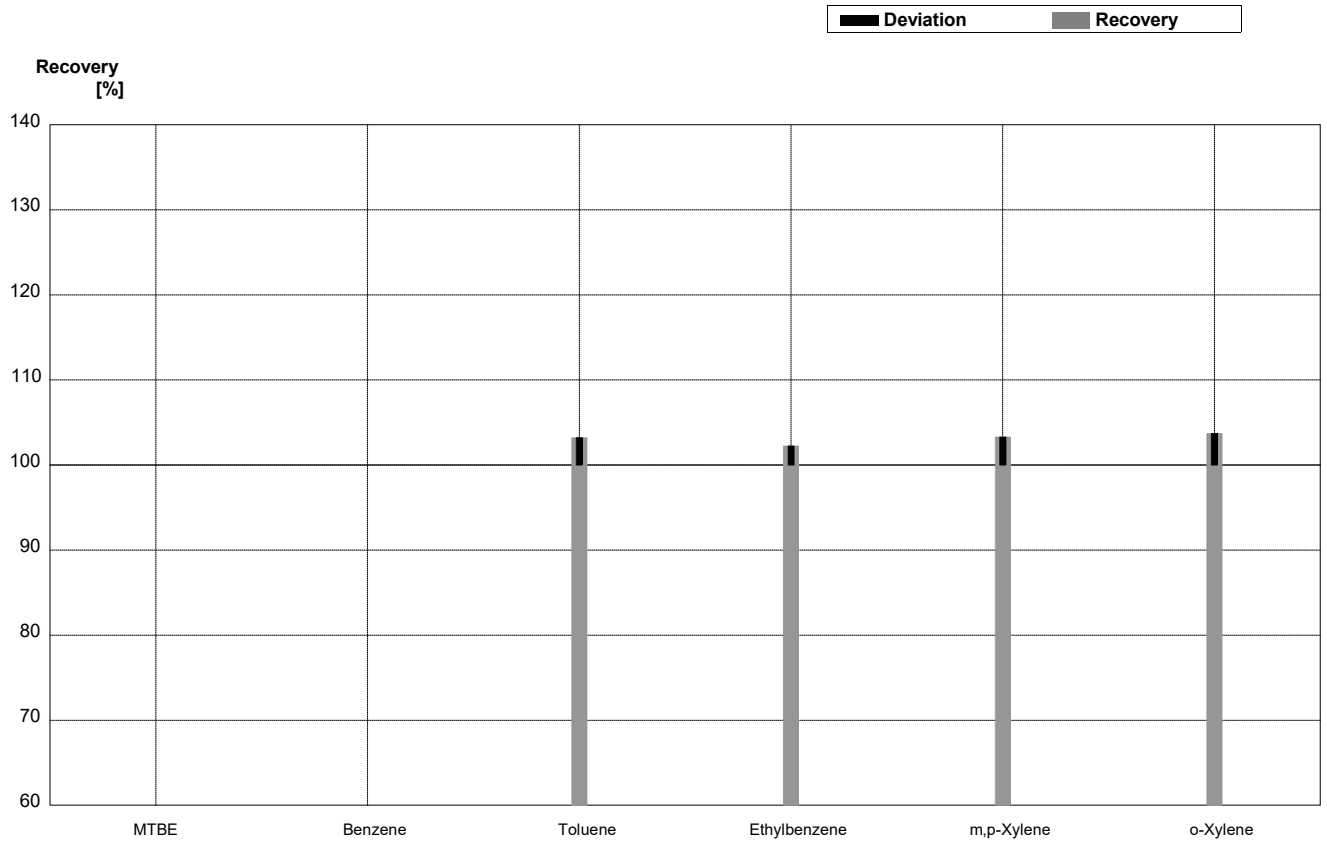

Sample **C-CB07A**
Laboratory **V**

Parameter	Target value	± U (k=2)	Result	±	Unit	Recovery
Trichloroethene	0,270	0,014			µg/l	
Tetrachloroethene	0,63	0,03			µg/l	
1,1,1-Trichloroethane	0,338	0,017	0,370	0,08	µg/l	109%
Trichloromethane	1,01	0,05			µg/l	
Tetrachloromethane	0,296	0,015	0,340	0,09	µg/l	115%
1,1-Dichloroethene	1,03	0,05	1,05	0,30	µg/l	102%
Tribromomethane	1,18	0,06			µg/l	
Bromodichloromethane	0,318	0,016			µg/l	
Dibromochloromethane	1,17	0,06			µg/l	
Dichloromethane	<0,6				µg/l	
1,2-Dichloroethane	0,86	0,04			µg/l	
cis-1,2-Dichloroethene	0,56	0,03	0,580	0,10	µg/l	104%
trans-1,2-Dichloroethene	0,340	0,017	0,360	0,09	µg/l	106%

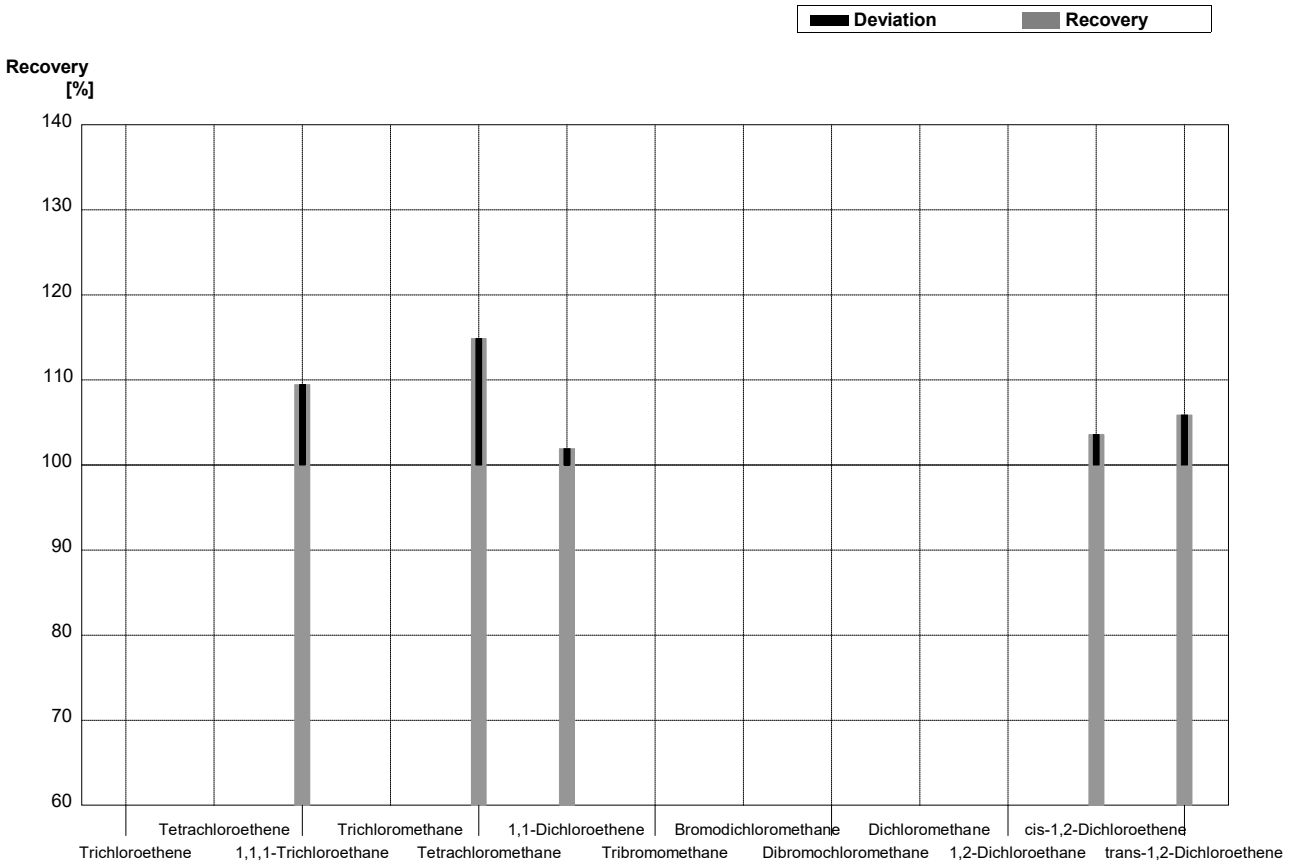

Sample **C-CB07B**
Laboratory **V**

Parameter	Target value	± U (k=2)	Result	±	Unit	Recovery
Trichloroethene	1,83	0,09			µg/l	
Tetrachloroethene	3,69	0,18			µg/l	
1,1,1-Trichloroethane	0,55	0,03	0,610	0,14	µg/l	111%
Trichloromethane	0,444	0,022			µg/l	
Tetrachloromethane	0,66	0,03	0,720	0,18	µg/l	109%
1,1-Dichloroethene	1,66	0,08	1,76	0,50	µg/l	106%
Tribromomethane	<0,04				µg/l	
Bromodichloromethane	0,362	0,018			µg/l	
Dibromochloromethane	1,97	0,10			µg/l	
Dichloromethane	3,23	0,16	3,35	0,85	µg/l	104%
1,2-Dichloroethane	2,10	0,11			µg/l	
cis-1,2-Dichloroethene	<0,06				µg/l	
trans-1,2-Dichloroethene	0,83	0,04	0,860	0,22	µg/l	104%

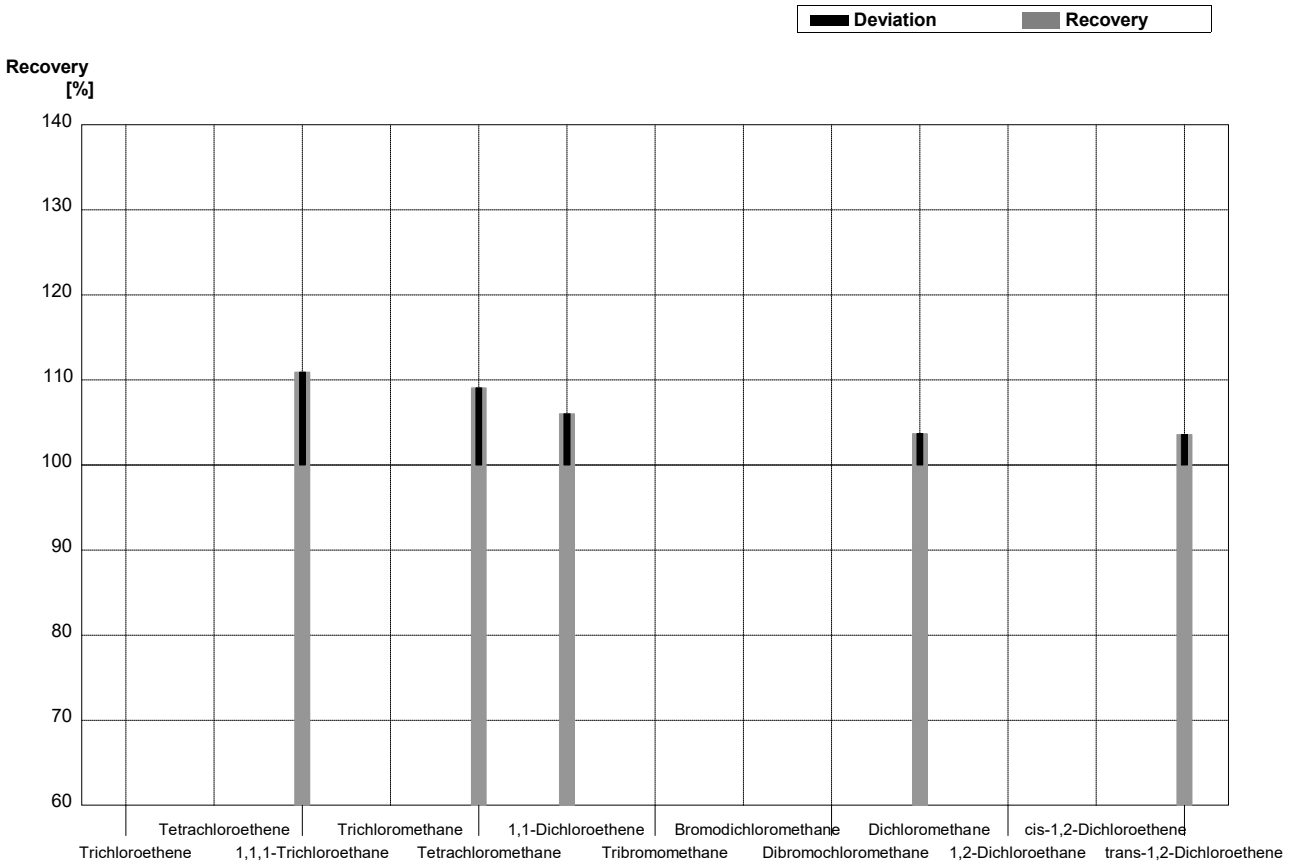

Sample **B-CB07A**
Laboratory **W**

Parameter	Target value	± U (k=2)	Result	±	Unit	Recovery
MTBE	1,70	0,09			µg/L	
Benzene	1,88	0,09	1,697	0,17	µg/L	90%
Toluene	1,40	0,07	0,94	0,09	µg/L	67%
Ethylbenzene	3,52	0,18	3,18	0,32	µg/L	90%
m,p-Xylene	1,96	0,10	2,12	0,21	µg/L	108%
o-Xylene	2,56	0,13	2,27	0,23	µg/L	89%

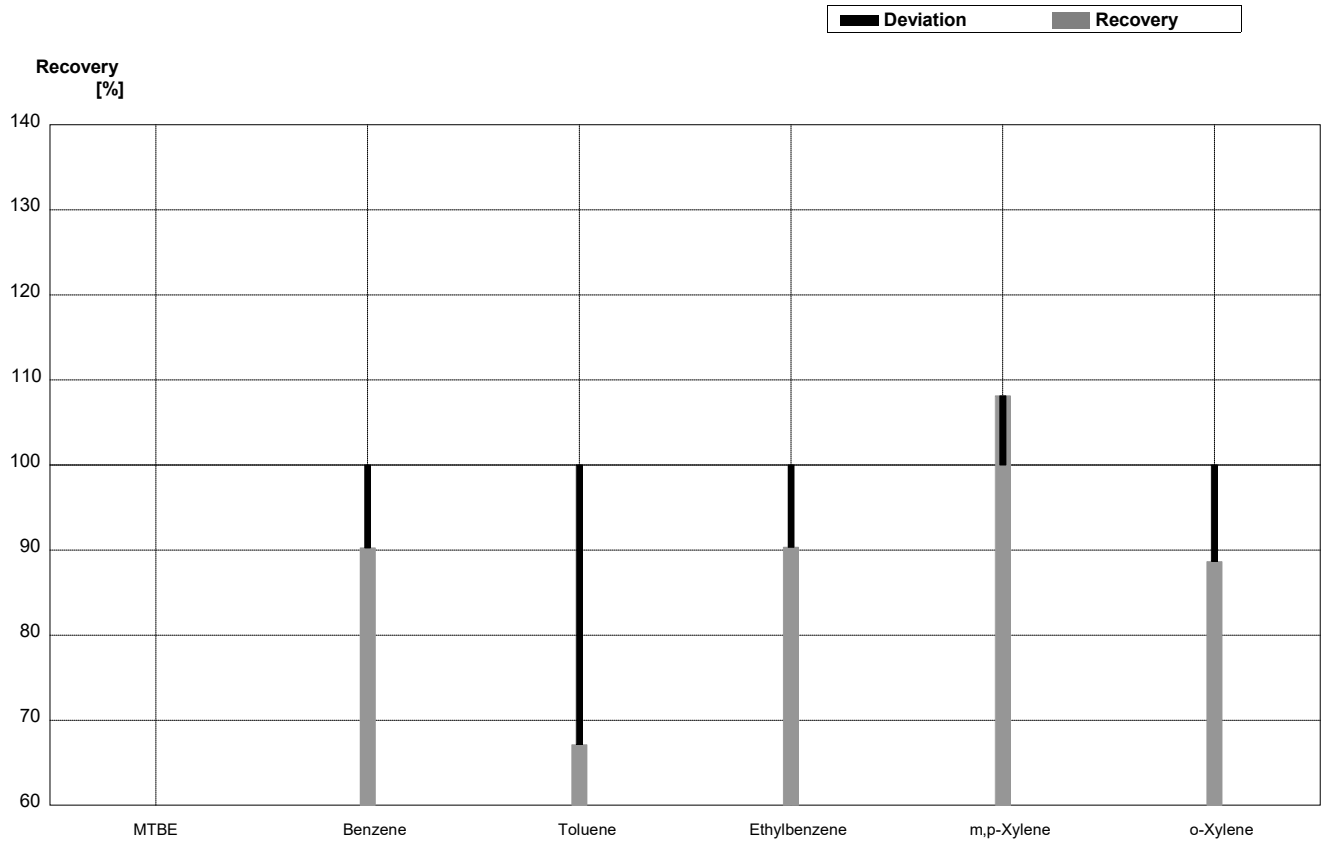

Sample **B-CB07B**
Laboratory **W**

Parameter	Target value	± U (k=2)	Result	±	Unit	Recovery
MTBE	0,82	0,04			µg/L	
Benzene	3,34	0,17	3,08	0,31	µg/L	92%
Toluene	3,44	0,17	3,03	0,30	µg/L	88%
Ethylbenzene	0,89	0,04	0,70	0,07	µg/L	79%
m,p-Xylene	0,61	0,03	0,58	0,06	µg/L	95%
o-Xylene	0,54	0,03	0,466	0,05	µg/L	86%

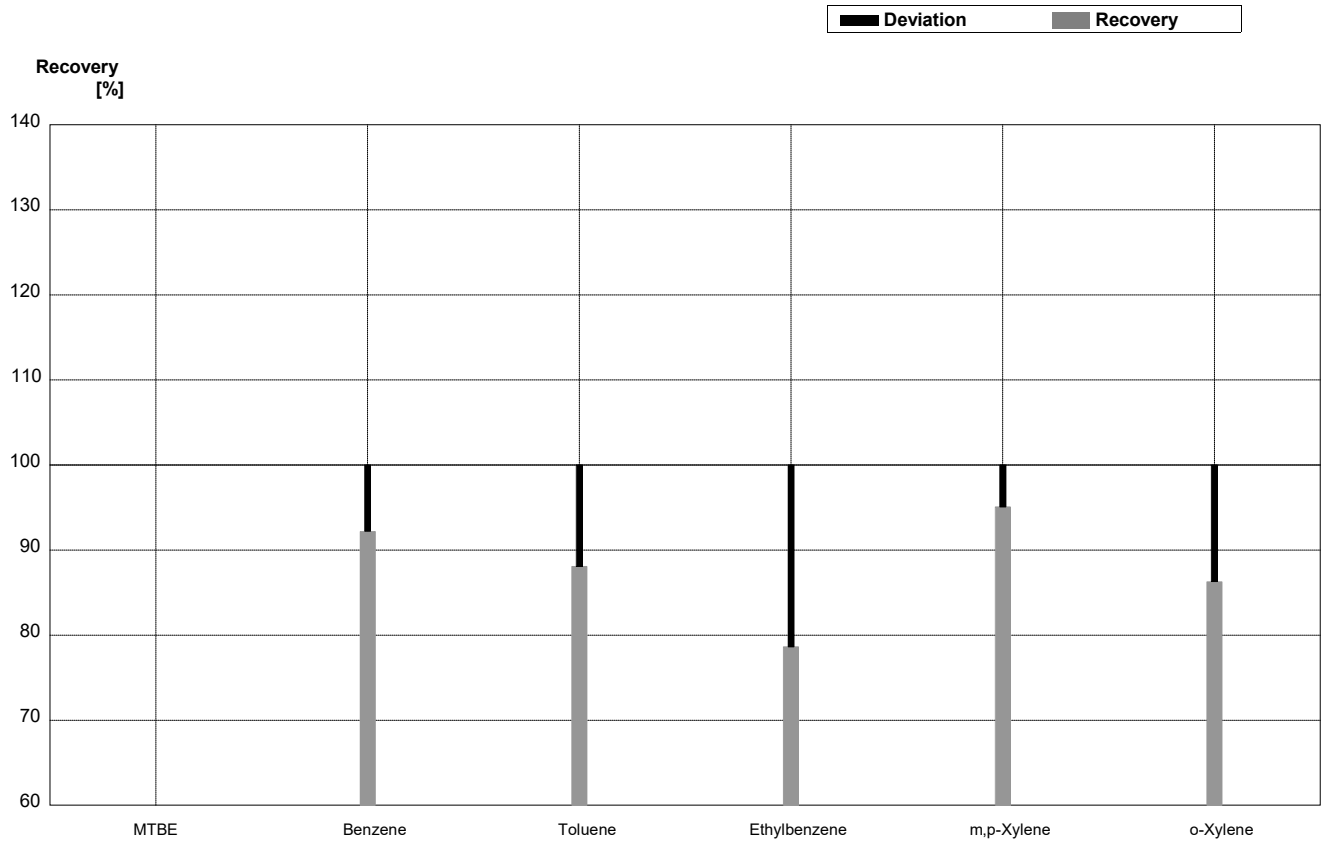

Sample **C-CB07A**
Laboratory **W**

Parameter	Target value	± U (k=2)	Result	±	Unit	Recovery
Trichloroethene	0,270	0,014	0,317	0,03	µg/l	117%
Tetrachloroethene	0,63	0,03	0,588	0,06	µg/l	93%
1,1,1-Trichloroethane	0,338	0,017	0,316	0,03	µg/l	93%
Trichloromethane	1,01	0,05	1,06	0,11	µg/l	105%
Tetrachloromethane	0,296	0,015	0,254	0,03	µg/l	86%
1,1-Dichloroethene	1,03	0,05	0,91	0,09	µg/l	88%
Tribromomethane	1,18	0,06	1,26	0,13	µg/l	107%
Bromodichloromethane	0,318	0,016	0,264	0,03	µg/l	83%
Dibromochloromethane	1,17	0,06	1,09	0,11	µg/l	93%
Dichloromethane	<0,6		<0,5		µg/l	•
1,2-Dichloroethane	0,86	0,04	0,64	0,06	µg/l	74%
cis-1,2-Dichloroethene	0,56	0,03	0,453	0,05	µg/l	81%
trans-1,2-Dichloroethene	0,340	0,017	0,277	0,03	µg/l	81%

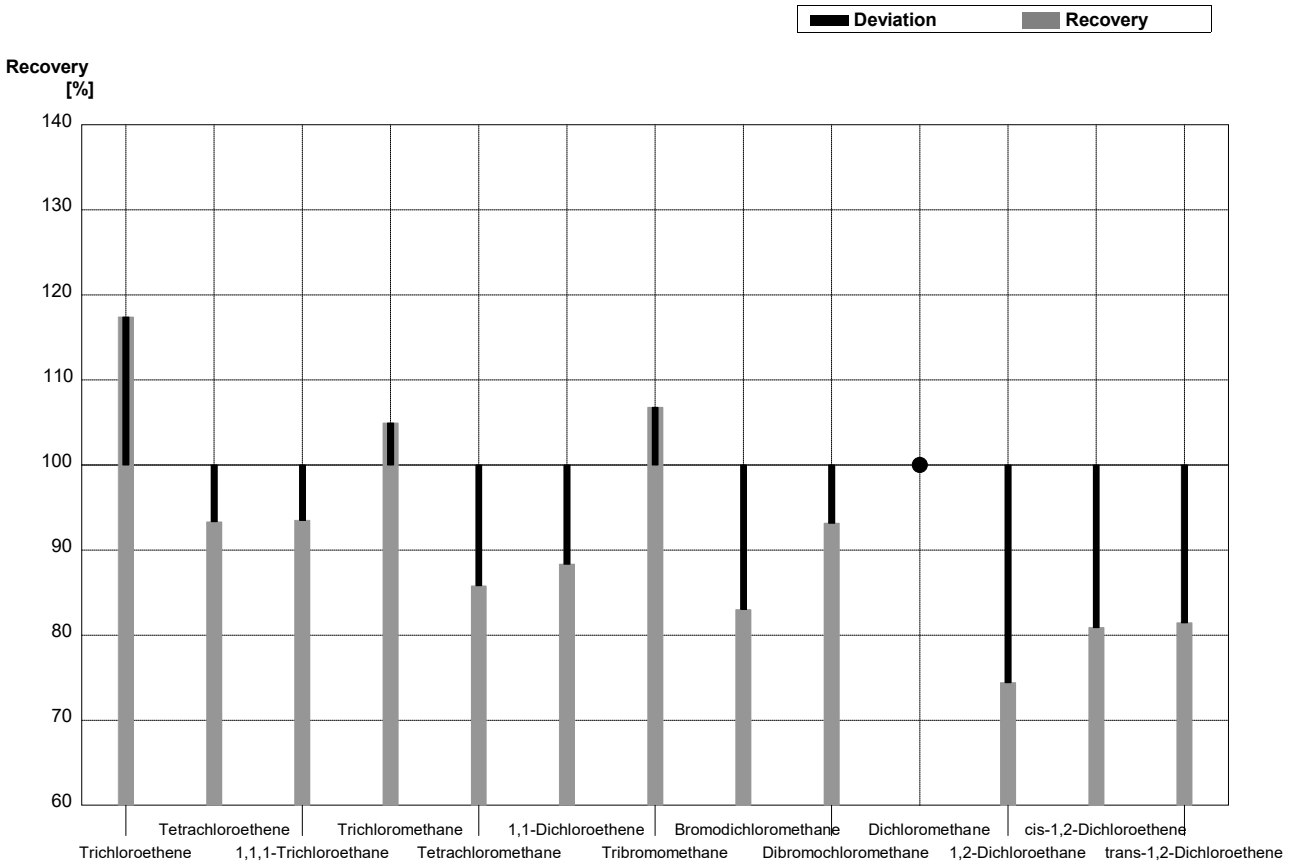

Sample **C-CB07B**
Laboratory **W**

Parameter	Target value	± U (k=2)	Result	±	Unit	Recovery
Trichloroethene	1,83	0,09	2,05	0,21	µg/l	112%
Tetrachloroethene	3,69	0,18	4,01	0,4	µg/l	109%
1,1,1-Trichloroethane	0,55	0,03	0,58	0,06	µg/l	105%
Trichloromethane	0,444	0,022	0,52	0,05	µg/l	117%
Tetrachloromethane	0,66	0,03	0,66	0,07	µg/l	100%
1,1-Dichloroethene	1,66	0,08	1,45	0,15	µg/l	87%
Tribromomethane	<0,04		<0,5		µg/l	•
Bromodichloromethane	0,362	0,018	0,312	0,03	µg/l	86%
Dibromochloromethane	1,97	0,10	1,94	0,19	µg/l	98%
Dichloromethane	3,23	0,16	2,97	0,3	µg/l	92%
1,2-Dichloroethane	2,10	0,11	1,96	0,2	µg/l	93%
cis-1,2-Dichloroethene	<0,06		<0,5		µg/l	•
trans-1,2-Dichloroethene	0,83	0,04	0,71	0,07	µg/l	86%

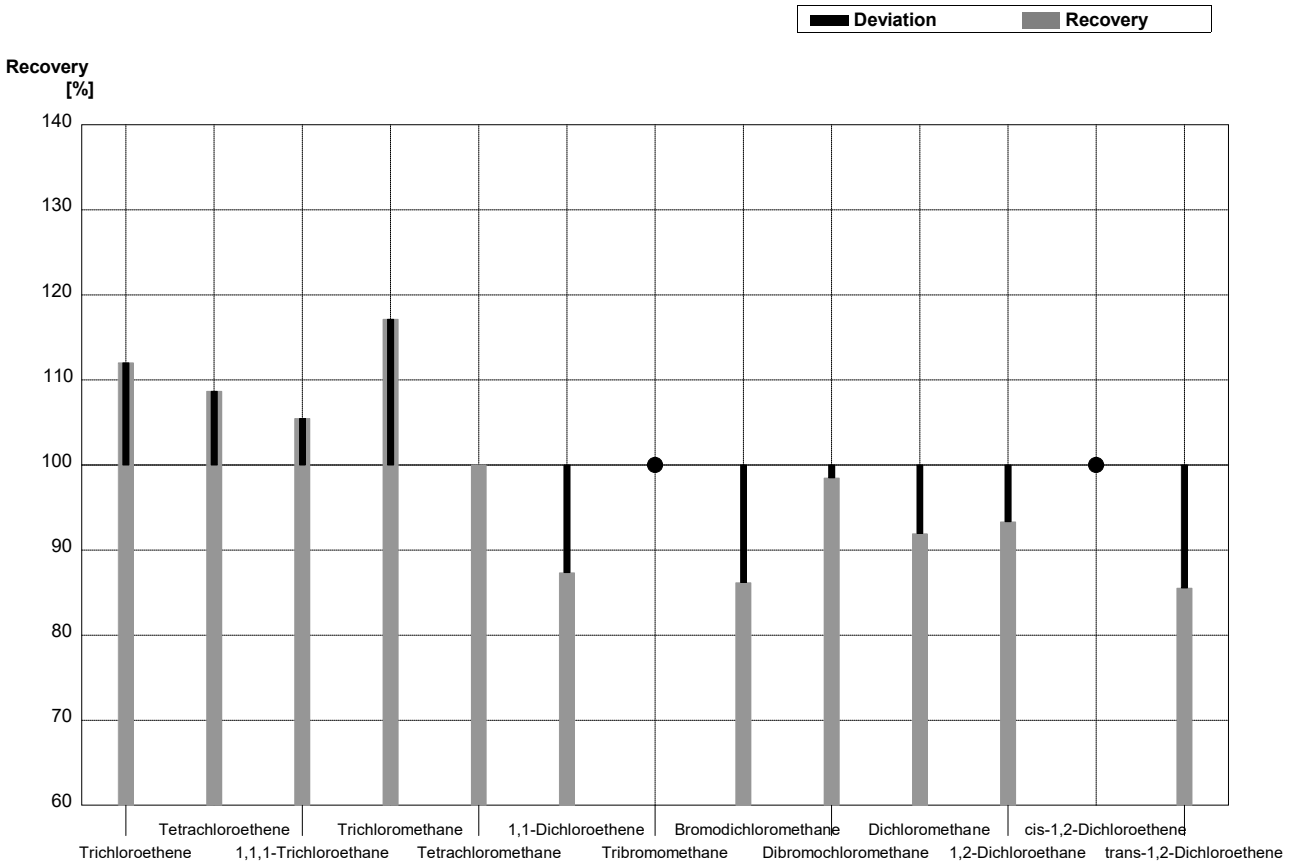

Sample **B-CB07A**
Laboratory **X**

Parameter	Target value	± U (k=2)	Result	±	Unit	Recovery
MTBE	1,70	0,09			µg/L	
Benzene	1,88	0,09	1,97	0,20	µg/L	105%
Toluene	1,40	0,07	1,31	0,13	µg/L	94%
Ethylbenzene	3,52	0,18	3,50	0,35	µg/L	99%
m,p-Xylene	1,96	0,10	1,94	0,19	µg/L	99%
o-Xylene	2,56	0,13	2,54	0,25	µg/L	99%

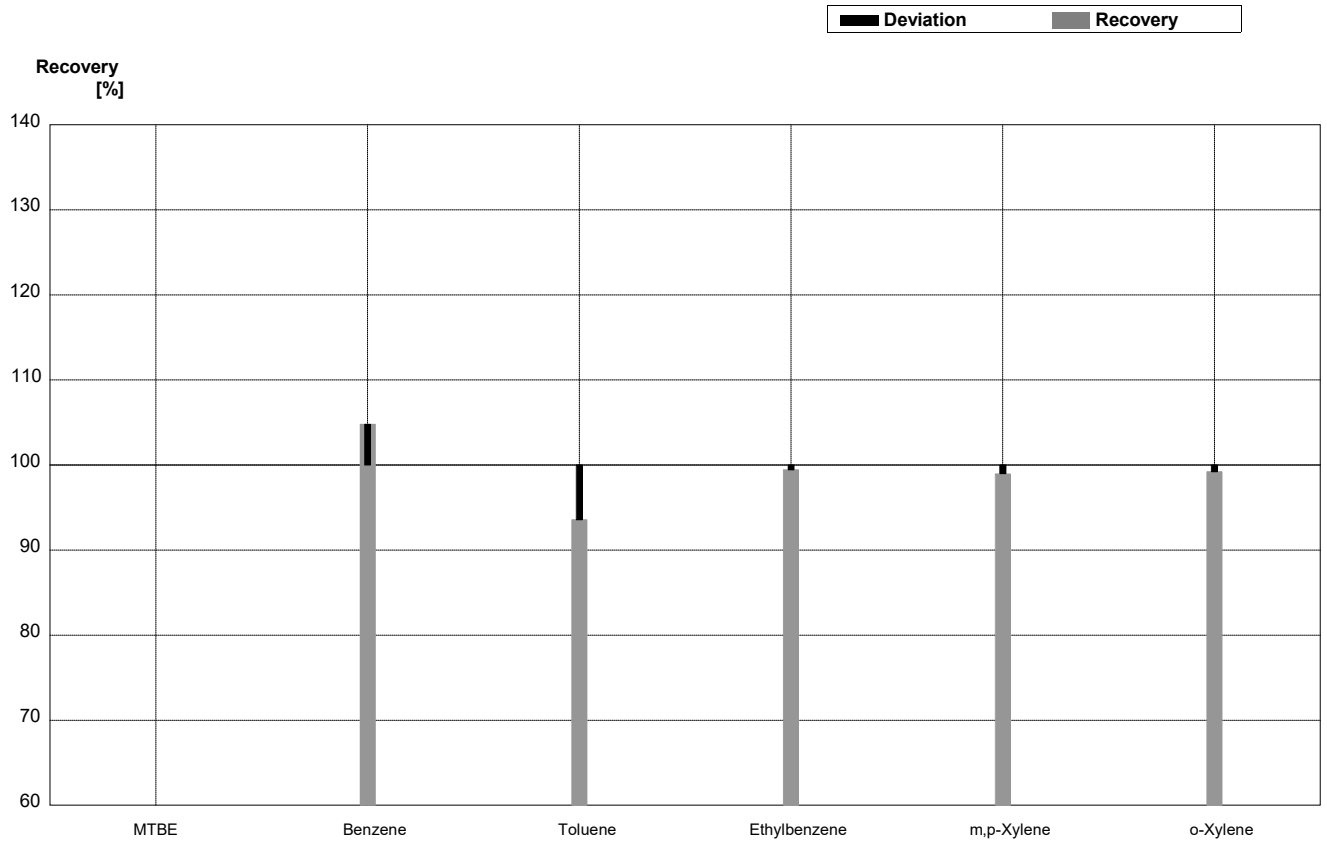

Sample **B-CB07B**
Laboratory **X**

Parameter	Target value	± U (k=2)	Result	±	Unit	Recovery
MTBE	0,82	0,04			µg/L	
Benzene	3,34	0,17	3,26	0,33	µg/L	98%
Toluene	3,44	0,17	2,93	0,29	µg/L	85%
Ethylbenzene	0,89	0,04	0,85	0,09	µg/L	96%
m,p-Xylene	0,61	0,03	0,59	0,06	µg/L	97%
o-Xylene	0,54	0,03	0,55	0,06	µg/L	102%

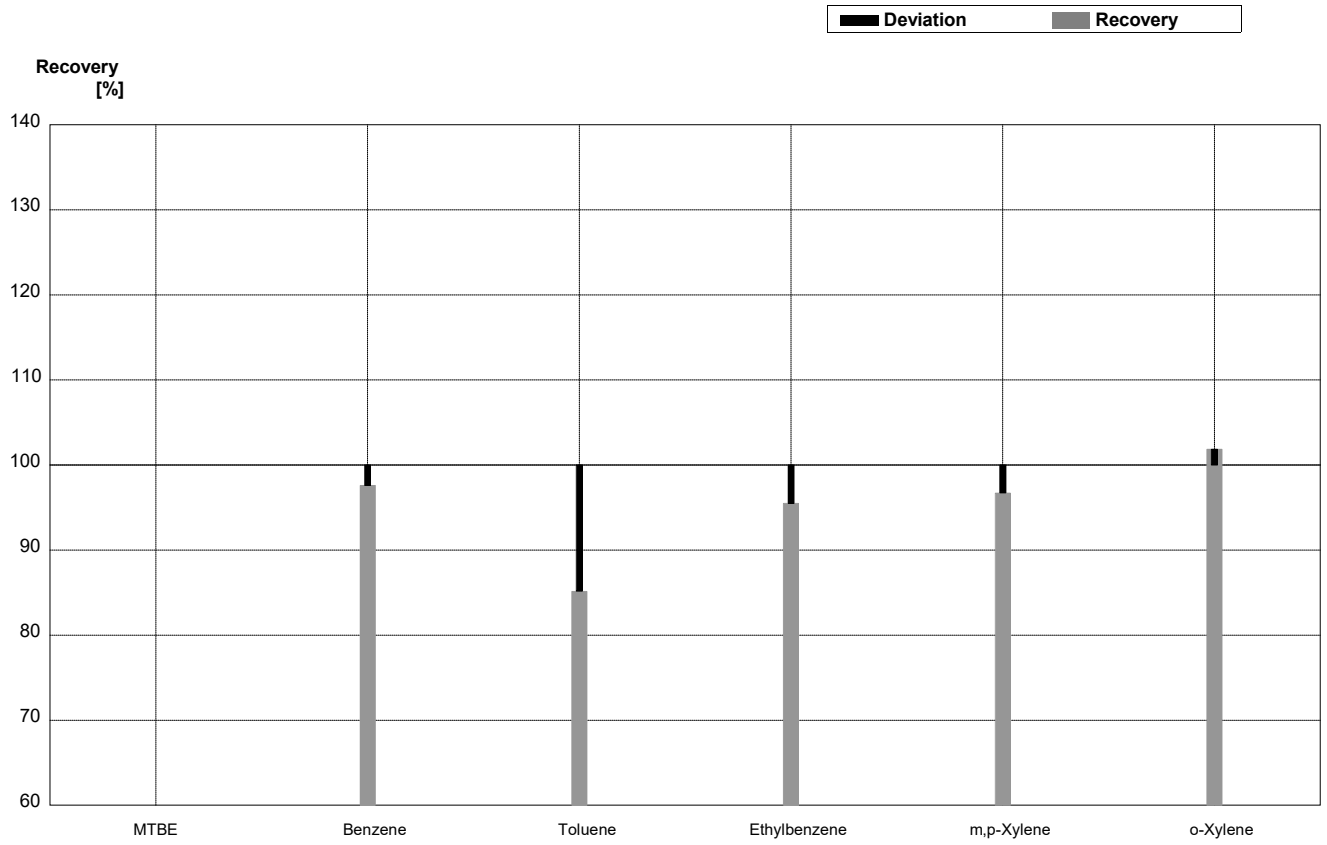

Sample **C-CB07A**
Laboratory **X**

Parameter	Target value	± U (k=2)	Result	±	Unit	Recovery
Trichloroethene	0,270	0,014	0,215	0,022	µg/l	80%
Tetrachloroethene	0,63	0,03	0,60	0,06	µg/l	95%
1,1,1-Trichloroethane	0,338	0,017	0,367	0,037	µg/l	109%
Trichloromethane	1,01	0,05	1,08	0,11	µg/l	107%
Tetrachloromethane	0,296	0,015	0,360	0,036	µg/l	122%
1,1-Dichloroethene	1,03	0,05	1,30	0,13	µg/l	126%
Tribromomethane	1,18	0,06	1,18	0,12	µg/l	100%
Bromodichloromethane	0,318	0,016	0,338	0,034	µg/l	106%
Dibromochloromethane	1,17	0,06	1,16	0,12	µg/l	99%
Dichloromethane	<0,6		<0,100		µg/l	•
1,2-Dichloroethane	0,86	0,04	0,72	0,07	µg/l	84%
cis-1,2-Dichloroethene	0,56	0,03	0,56	0,06	µg/l	100%
trans-1,2-Dichloroethene	0,340	0,017	0,372	0,04	µg/l	109%

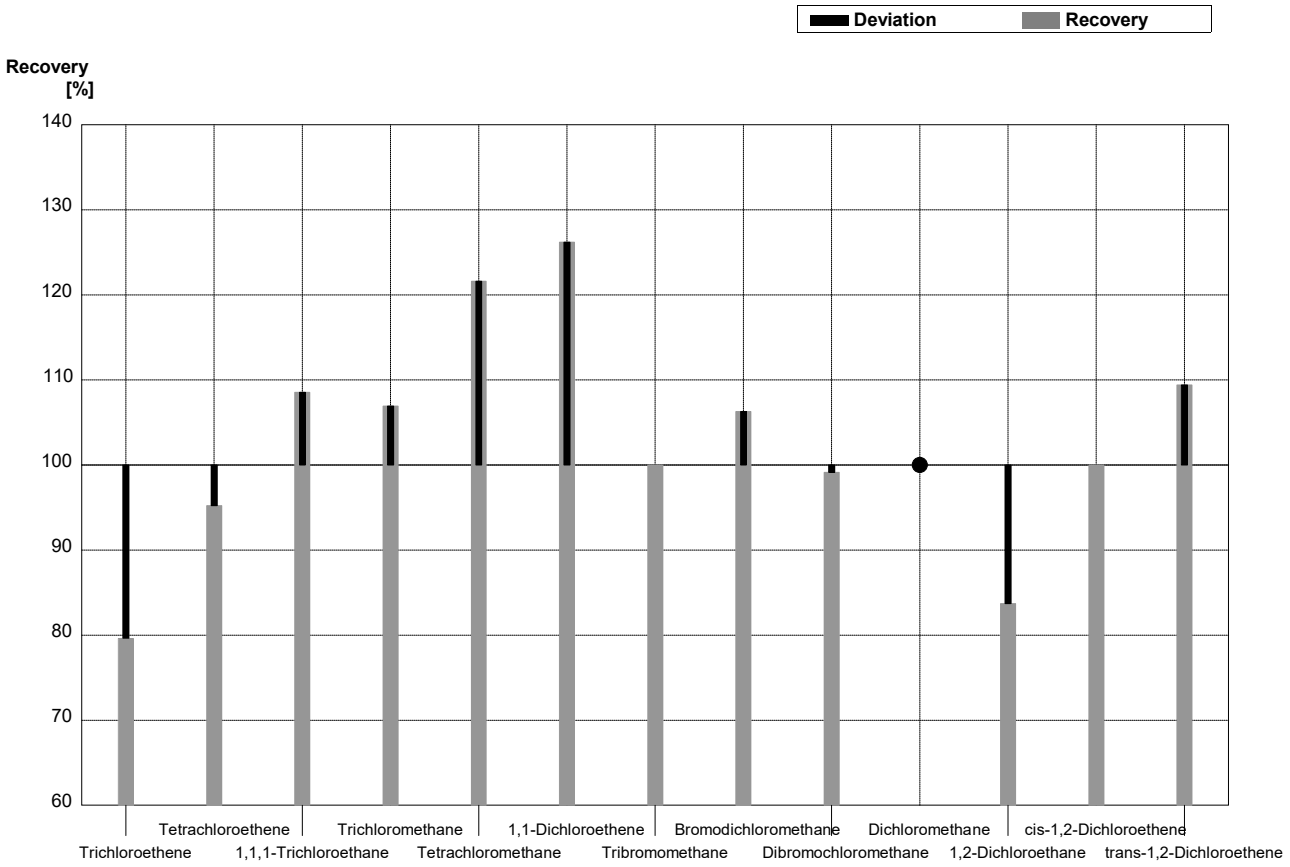

Sample **C-CB07B**
Laboratory **X**

Parameter	Target value	± U (k=2)	Result	±	Unit	Recovery
Trichloroethene	1,83	0,09	1,41	0,14	µg/l	77%
Tetrachloroethene	3,69	0,18	3,93	0,39	µg/l	107%
1,1,1-Trichloroethane	0,55	0,03	0,62	0,06	µg/l	113%
Trichloromethane	0,444	0,022	0,486	0,049	µg/l	109%
Tetrachloromethane	0,66	0,03	0,79	0,08	µg/l	120%
1,1-Dichloroethene	1,66	0,08	2,17	0,22	µg/l	131%
Tribromomethane	<0,04		<0,100		µg/l	•
Bromodichloromethane	0,362	0,018	0,393	0,039	µg/l	109%
Dibromochloromethane	1,97	0,10	2,00	0,20	µg/l	102%
Dichloromethane	3,23	0,16	3,70	0,37	µg/l	115%
1,2-Dichloroethane	2,10	0,11	1,69	0,17	µg/l	80%
cis-1,2-Dichloroethene	<0,06		<0,100		µg/l	•
trans-1,2-Dichloroethene	0,83	0,04	0,97	0,10	µg/l	117%

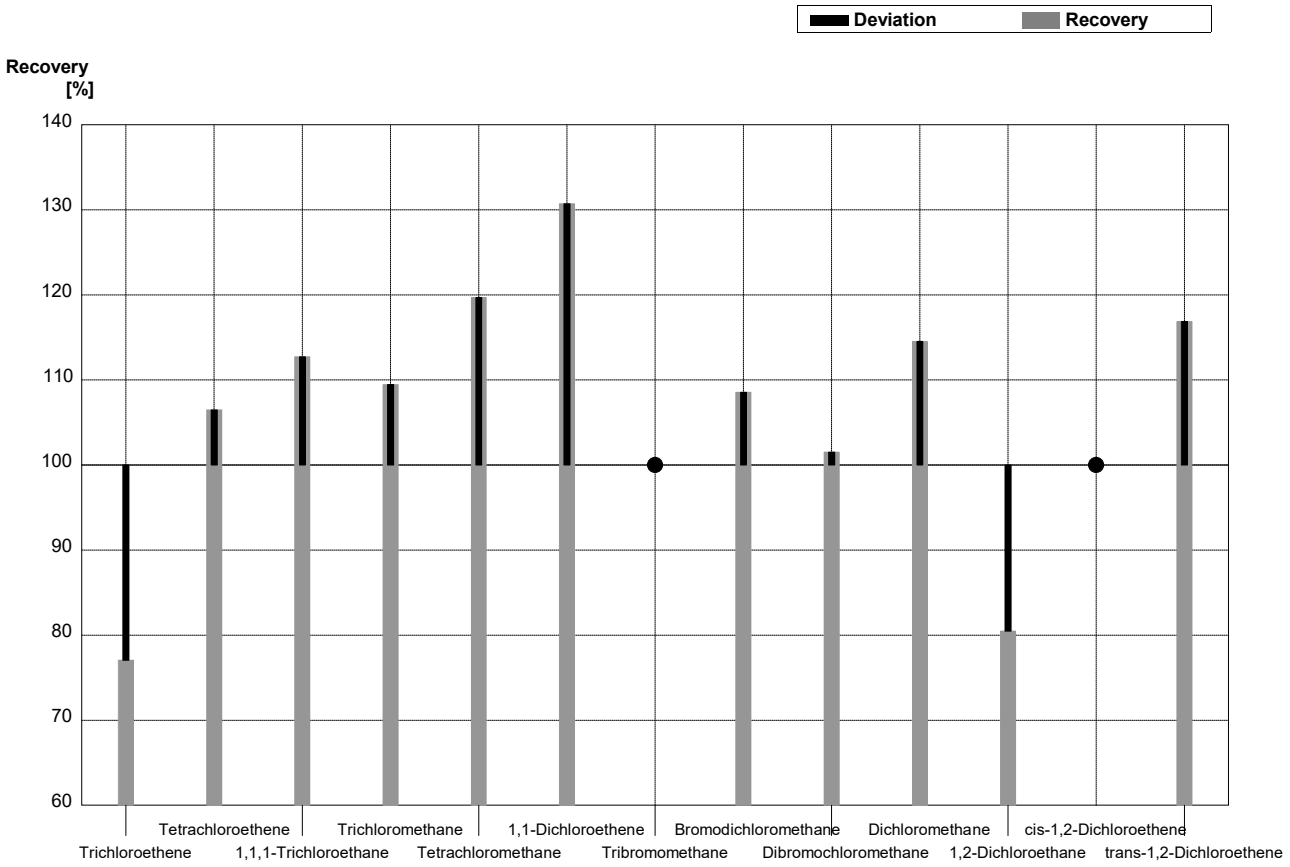

Sample **B-CB07A**
Laboratory **Y**

Parameter	Target value	± U (k=2)	Result	±	Unit	Recovery
MTBE	1,70	0,09	1,72	0,34	µg/L	101%
Benzene	1,88	0,09	1,55	0,31	µg/L	82%
Toluene	1,40	0,07	1,07	0,21	µg/L	76%
Ethylbenzene	3,52	0,18	2,73	0,55	µg/L	78%
m,p-Xylene	1,96	0,10	1,58	0,32	µg/L	81%
o-Xylene	2,56	0,13	1,99	0,40	µg/L	78%

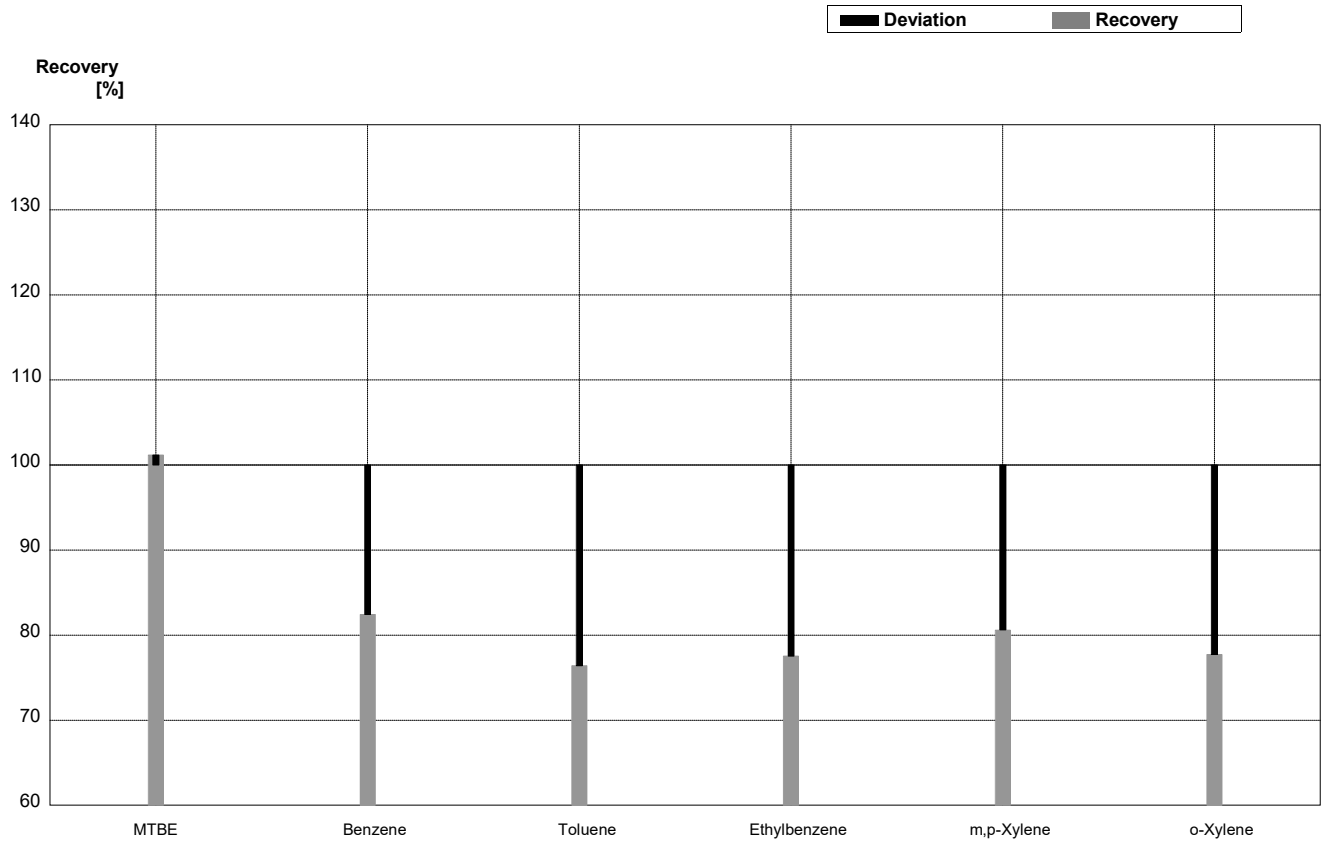

Sample **B-CB07B**
Laboratory **Y**

Parameter	Target value	± U (k=2)	Result	±	Unit	Recovery
MTBE	0,82	0,04	0,913	0,183	µg/L	111%
Benzene	3,34	0,17	2,71	0,54	µg/L	81%
Toluene	3,44	0,17	2,77	0,55	µg/L	81%
Ethylbenzene	0,89	0,04	0,71	0,14	µg/L	80%
m,p-Xylene	0,61	0,03	0,473	0,095	µg/L	78%
o-Xylene	0,54	0,03	0,454	0,091	µg/L	84%

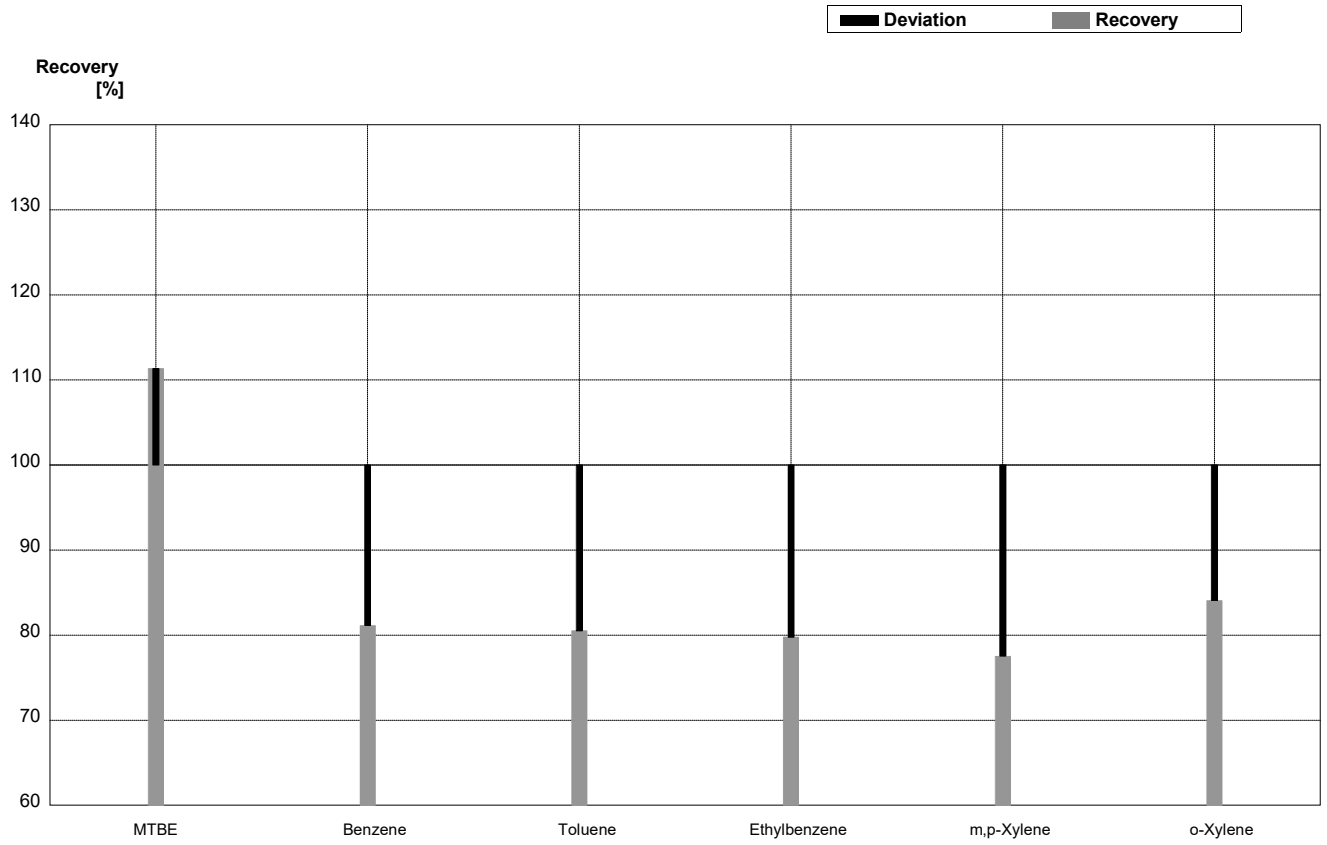

Sample **C-CB07A**
Laboratory **Y**

Parameter	Target value	± U (k=2)	Result	±	Unit	Recovery
Trichloroethene	0,270	0,014	0,251	0,050	µg/l	93%
Tetrachloroethene	0,63	0,03	0,568	0,114	µg/l	90%
1,1,1-Trichloroethane	0,338	0,017	0,317	0,063	µg/l	94%
Trichloromethane	1,01	0,05	0,899	0,180	µg/l	89%
Tetrachloromethane	0,296	0,015	0,290	0,058	µg/l	98%
1,1-Dichloroethene	1,03	0,05	1,11	0,22	µg/l	108%
Tribromomethane	1,18	0,06	1,03	0,21	µg/l	87%
Bromodichloromethane	0,318	0,016	0,283	0,057	µg/l	89%
Dibromochloromethane	1,17	0,06	1,12	0,22	µg/l	96%
Dichloromethane	<0,6		<0,5		µg/l	•
1,2-Dichloroethane	0,86	0,04	0,940	0,188	µg/l	109%
cis-1,2-Dichloroethene	0,56	0,03	0,507	0,101	µg/l	91%
trans-1,2-Dichloroethene	0,340	0,017	<0,5		µg/l	•

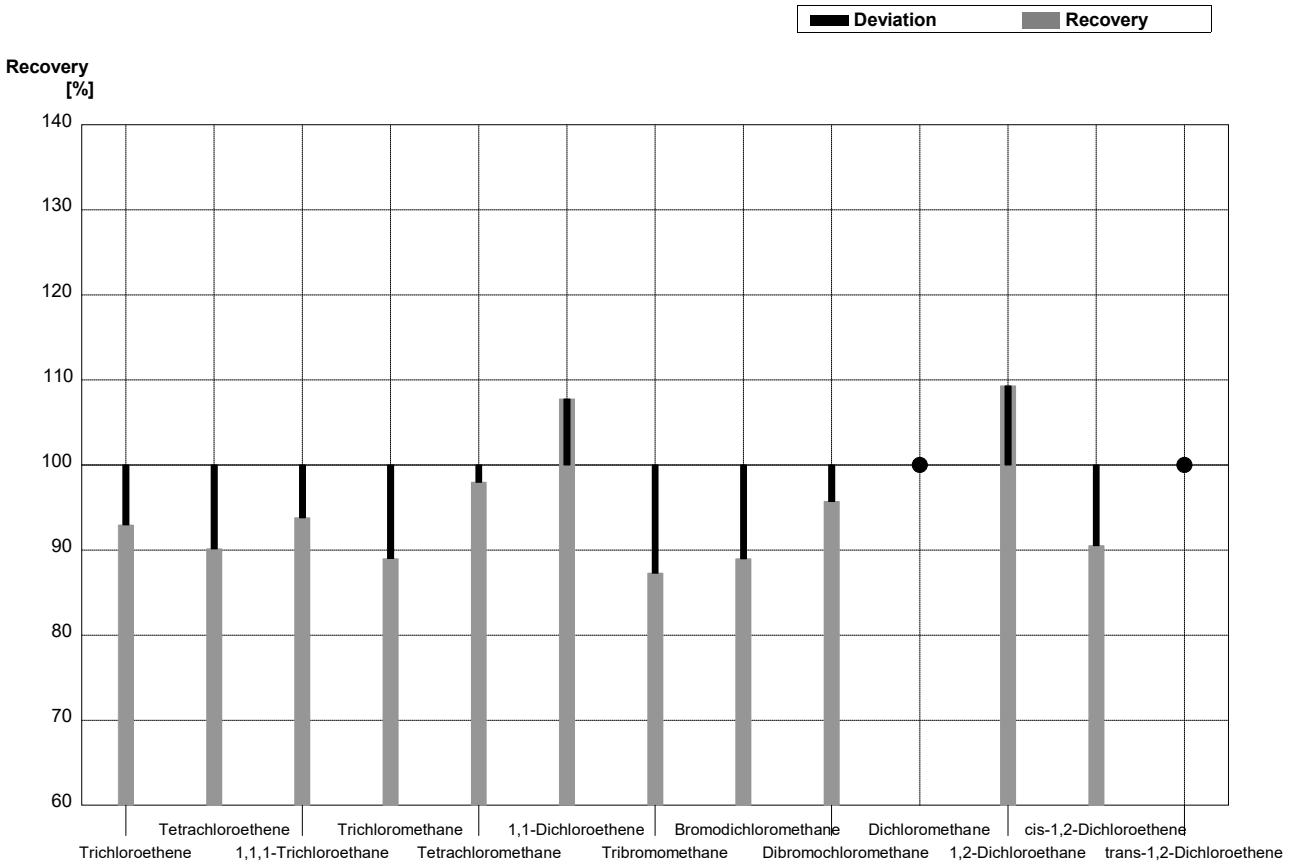

Sample **C-CB07B**
Laboratory **Y**

Parameter	Target value	± U (k=2)	Result	±	Unit	Recovery
Trichloroethene	1,83	0,09	1,57	0,31	µg/l	86%
Tetrachloroethene	3,69	0,18	3,27	0,65	µg/l	89%
1,1,1-Trichloroethane	0,55	0,03	0,500	0,100	µg/l	91%
Trichloromethane	0,444	0,022	0,393	0,079	µg/l	89%
Tetrachloromethane	0,66	0,03	0,620	0,124	µg/l	94%
1,1-Dichloroethene	1,66	0,08	1,72	0,34	µg/l	104%
Tribromomethane	<0,04		<0,1		µg/l	•
Bromodichloromethane	0,362	0,018	0,318	0,064	µg/l	88%
Dibromochloromethane	1,97	0,10	1,84	0,37	µg/l	93%
Dichloromethane	3,23	0,16	3,22	0,64	µg/l	100%
1,2-Dichloroethane	2,10	0,11	2,01	0,40	µg/l	96%
cis-1,2-Dichloroethene	<0,06		<0,5		µg/l	•
trans-1,2-Dichloroethene	0,83	0,04	0,855	0,171	µg/l	103%

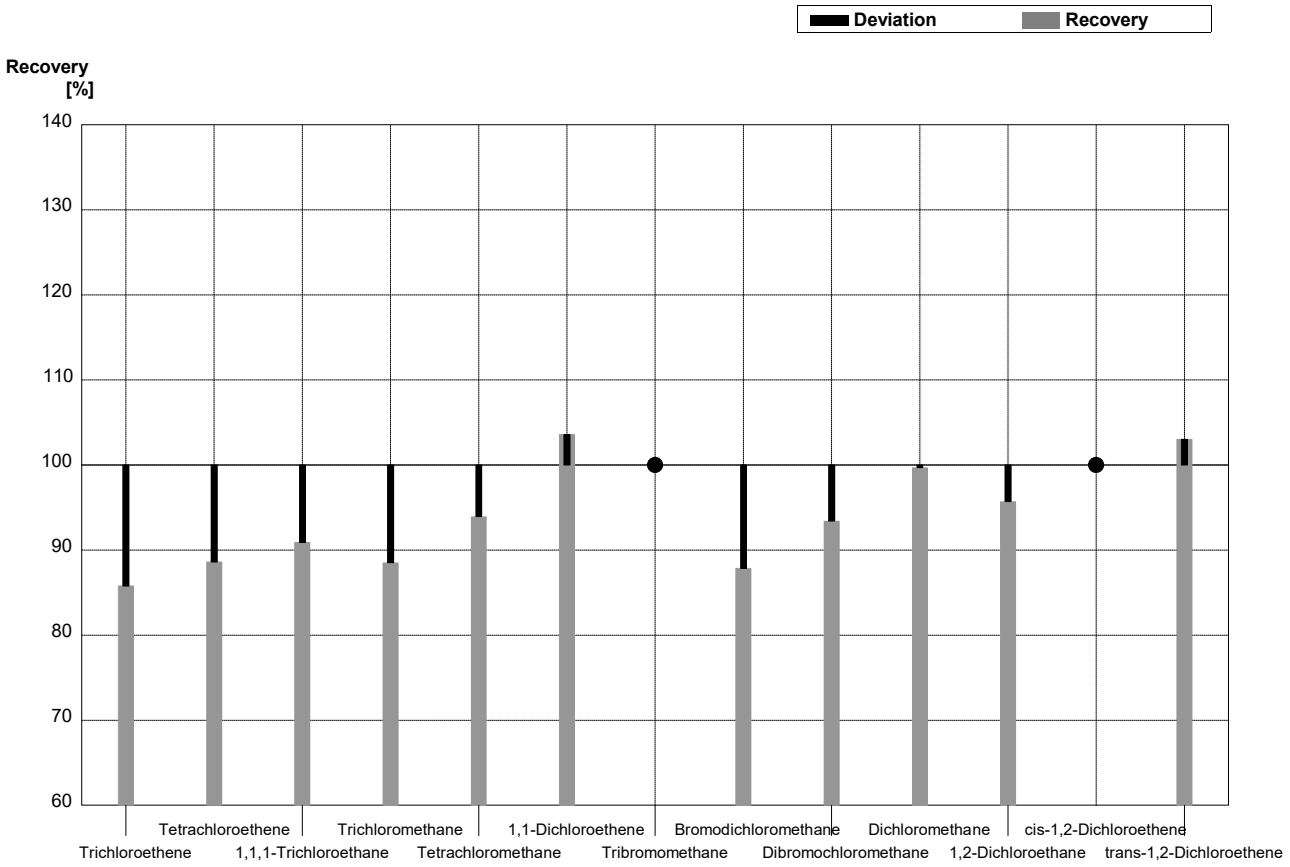

Sample **B-CB07A**
Laboratory **Z**

Parameter	Target value	± U (k=2)	Result	±	Unit	Recovery
MTBE	1,70	0,09	1,93	0,39	µg/L	114%
Benzene	1,88	0,09	2,15	0,43	µg/L	114%
Toluene	1,40	0,07	1,54	0,31	µg/L	110%
Ethylbenzene	3,52	0,18	4,12	0,82	µg/L	117%
m,p-Xylene	1,96	0,10	2,21	0,44	µg/L	113%
o-Xylene	2,56	0,13	2,92	0,58	µg/L	114%

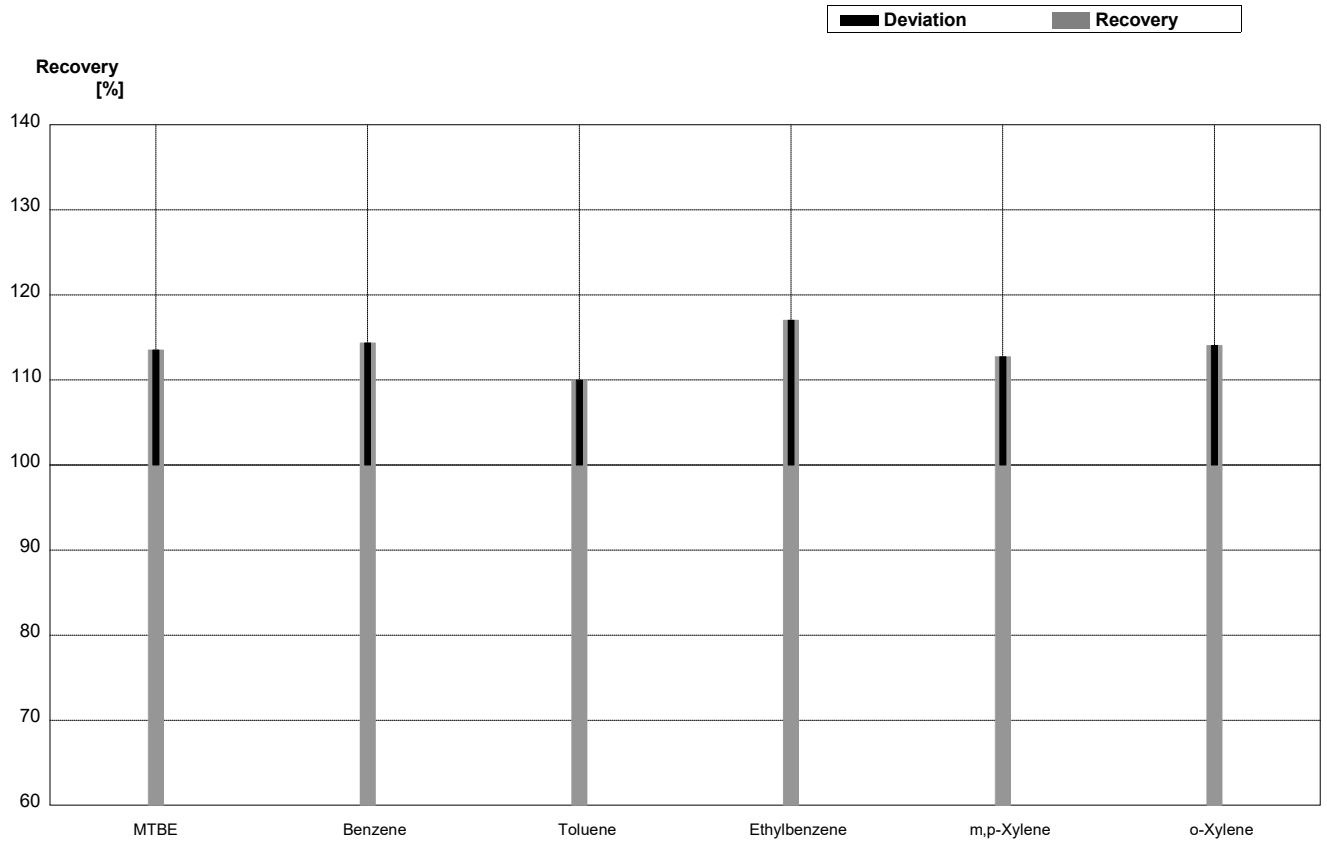

Sample **B-CB07B**
Laboratory **Z**

Parameter	Target value	± U (k=2)	Result	±	Unit	Recovery
MTBE	0,82	0,04	0,90	0,18	µg/L	110%
Benzene	3,34	0,17	3,78	0,76	µg/L	113%
Toluene	3,44	0,17	3,87	0,77	µg/L	113%
Ethylbenzene	0,89	0,04	0,94	0,19	µg/L	106%
m,p-Xylene	0,61	0,03	0,63	0,13	µg/L	103%
o-Xylene	0,54	0,03	0,58	0,12	µg/L	107%

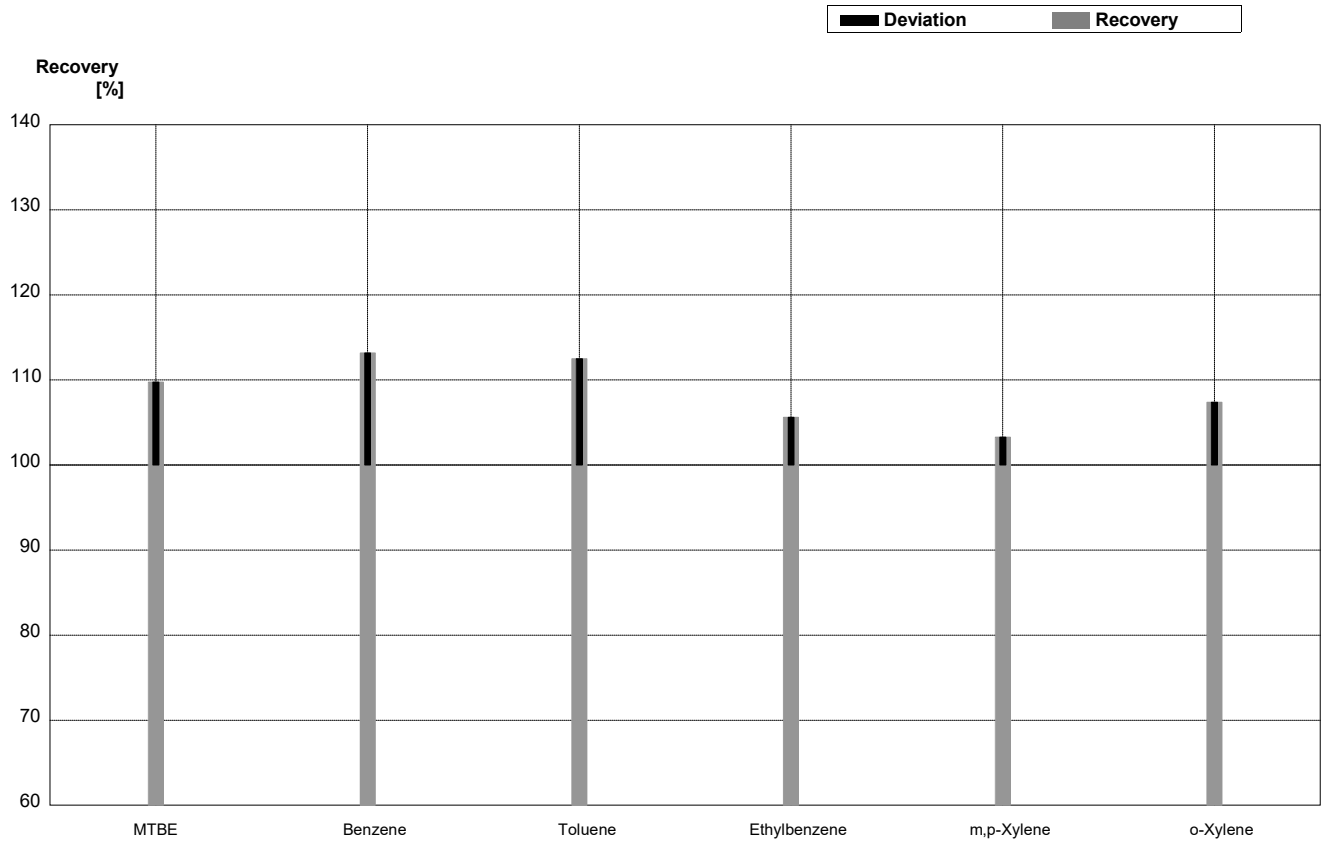

Sample **C-CB07A**
Laboratory **Z**

Parameter	Target value	± U (k=2)	Result	±	Unit	Recovery
Trichloroethene	0,270	0,014	0,280	0,06	µg/l	104%
Tetrachloroethene	0,63	0,03	0,63	0,13	µg/l	100%
1,1,1-Trichloroethane	0,338	0,017	0,370	0,07	µg/l	109%
Trichloromethane	1,01	0,05	1,15	0,23	µg/l	114%
Tetrachloromethane	0,296	0,015	0,320	0,06	µg/l	108%
1,1-Dichloroethene	1,03	0,05	1,15	0,23	µg/l	112%
Tribromomethane	1,18	0,06	1,33	0,27	µg/l	113%
Bromodichloromethane	0,318	0,016	0,360	0,07	µg/l	113%
Dibromochloromethane	1,17	0,06	1,26	0,25	µg/l	108%
Dichloromethane	<0,6		<0,05		µg/l	•
1,2-Dichloroethane	0,86	0,04	0,98	0,20	µg/l	114%
cis-1,2-Dichloroethene	0,56	0,03	0,59	0,12	µg/l	105%
trans-1,2-Dichloroethene	0,340	0,017	0,370	0,07	µg/l	109%

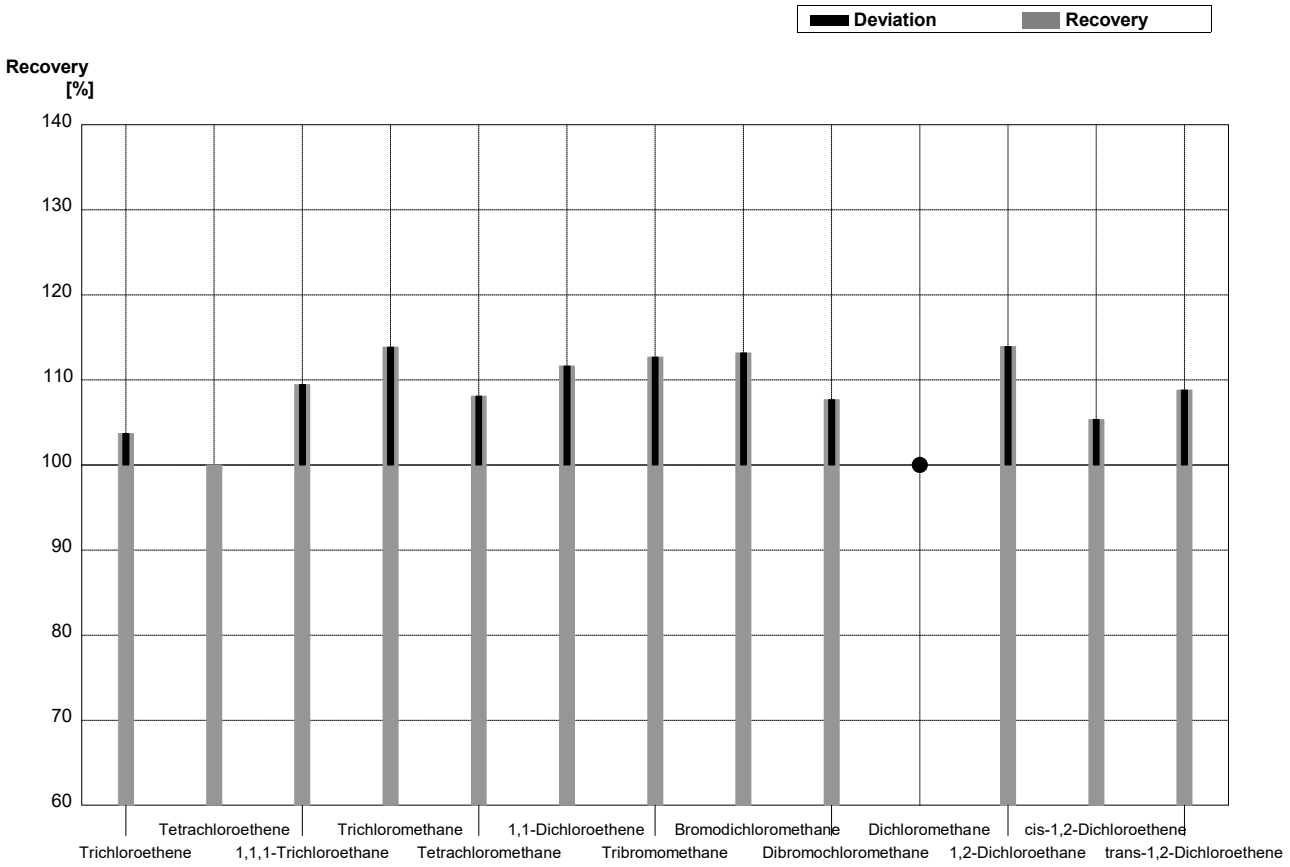

Sample **C-CB07B**
Laboratory **Z**

Parameter	Target value	± U (k=2)	Result	±	Unit	Recovery
Trichloroethene	1,83	0,09	2,06	0,41	µg/l	113%
Tetrachloroethene	3,69	0,18	3,91	0,78	µg/l	106%
1,1,1-Trichloroethane	0,55	0,03	0,64	0,13	µg/l	116%
Trichloromethane	0,444	0,022	0,52	0,10	µg/l	117%
Tetrachloromethane	0,66	0,03	0,74	0,15	µg/l	112%
1,1-Dichloroethene	1,66	0,08	1,98	0,40	µg/l	119%
Tribromomethane	<0,04		<0,05		µg/l	•
Bromodichloromethane	0,362	0,018	0,420	0,08	µg/l	116%
Dibromochloromethane	1,97	0,10	2,15	0,43	µg/l	109%
Dichloromethane	3,23	0,16	3,91	0,78	µg/l	121%
1,2-Dichloroethane	2,10	0,11	2,55	0,51	µg/l	121%
cis-1,2-Dichloroethene	<0,06		<0,05		µg/l	•
trans-1,2-Dichloroethene	0,83	0,04	0,98	0,20	µg/l	118%

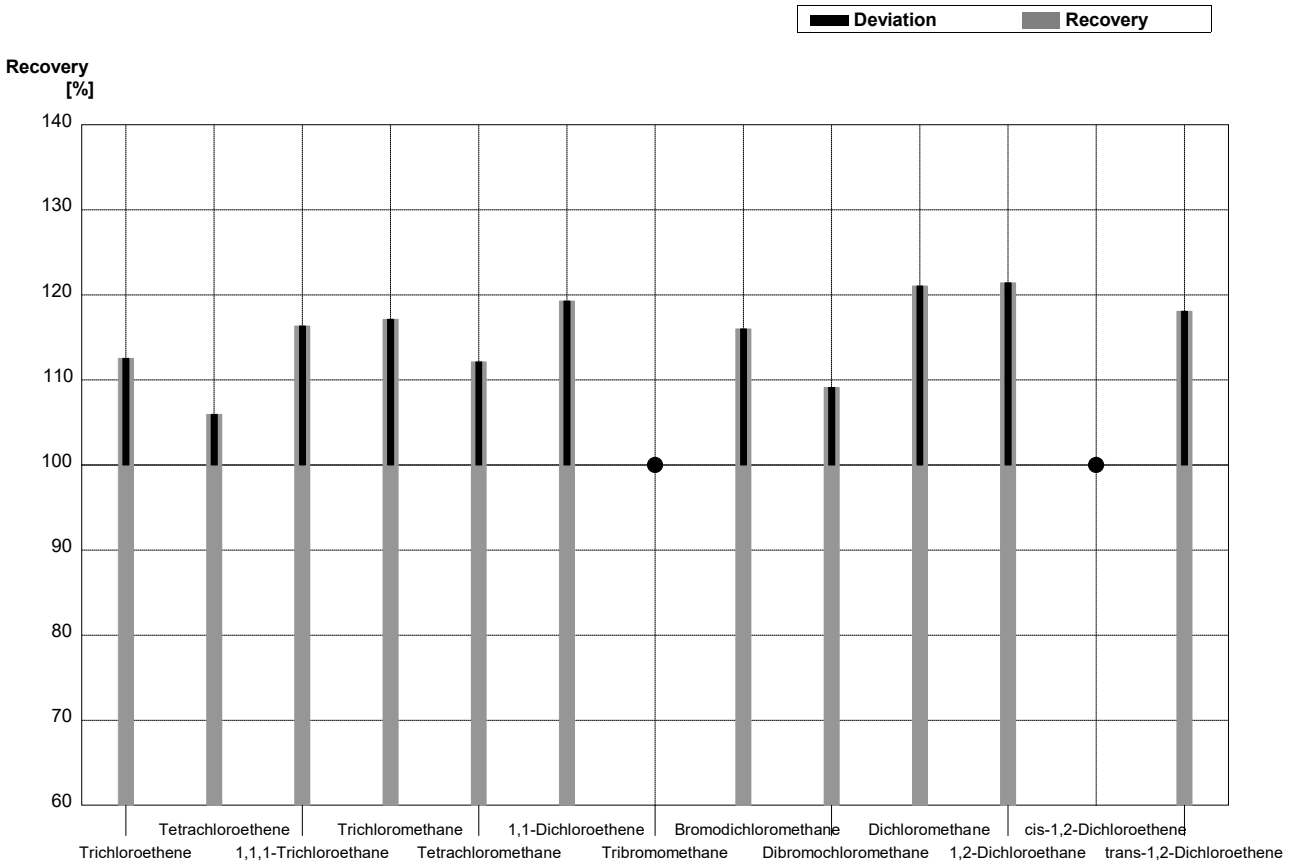

Sample **B-CB07A**
Laboratory **AA**

Parameter	Target value	± U (k=2)	Result	±	Unit	Recovery
MTBE	1,70	0,09		0	µg/L	
Benzene	1,88	0,09	2,38	0,5	µg/L	127%
Toluene	1,40	0,07	1,67	0,4	µg/L	119%
Ethylbenzene	3,52	0,18	3,62	0,7	µg/L	103%
m,p-Xylene	1,96	0,10	2,23	0,5	µg/L	114%
o-Xylene	2,56	0,13	2,41	0,5	µg/L	94%

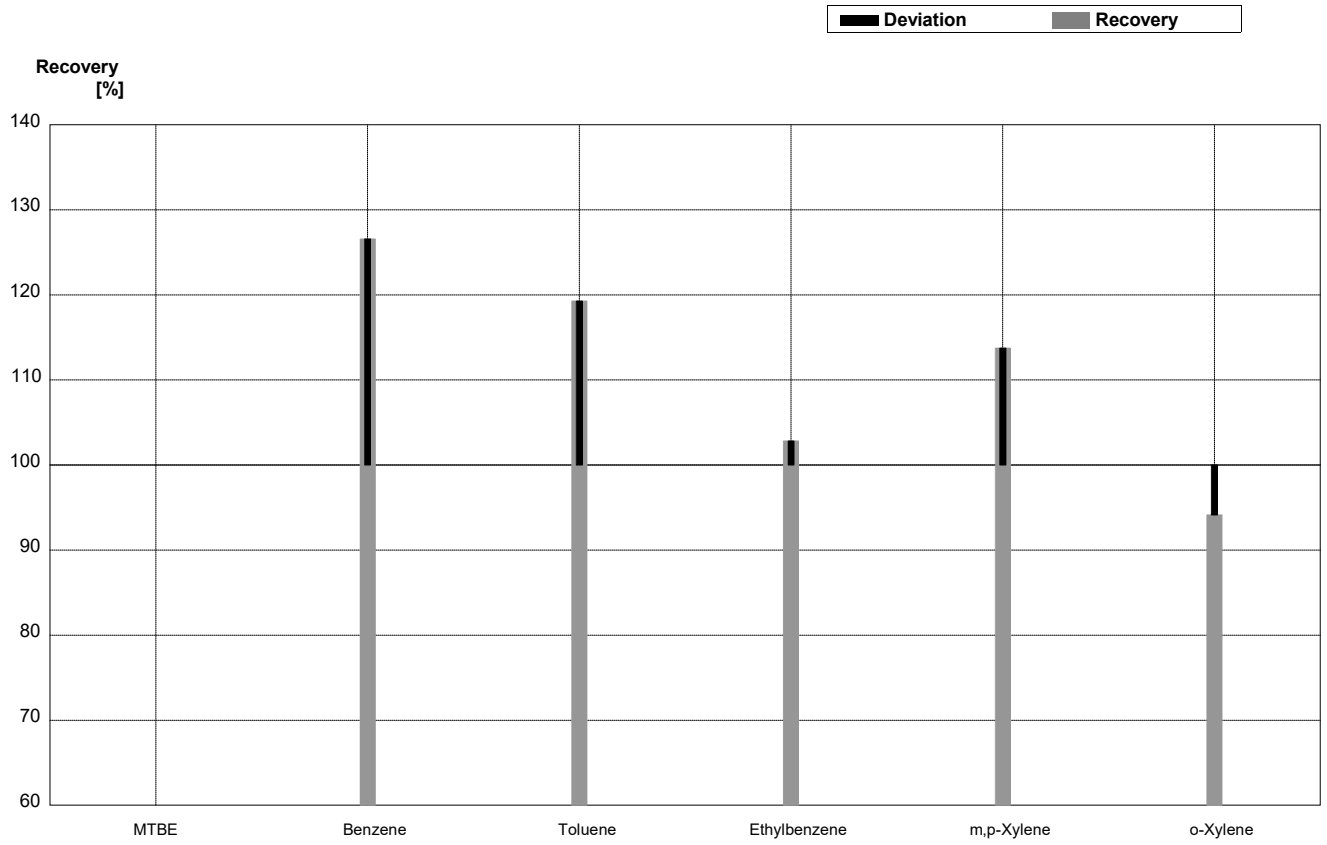

Sample **B-CB07B**
Laboratory **AA**

Parameter	Target value	± U (k=2)	Result	±	Unit	Recovery
MTBE	0,82	0,04		0	µg/L	
Benzene	3,34	0,17	3,86	0,7	µg/L	116%
Toluene	3,44	0,17	3,79	0,7	µg/L	110%
Ethylbenzene	0,89	0,04	0,765	0,2	µg/L	86%
m,p-Xylene	0,61	0,03	0,92	0,3	µg/L	151%
o-Xylene	0,54	0,03	0,75	0,3	µg/L	139%

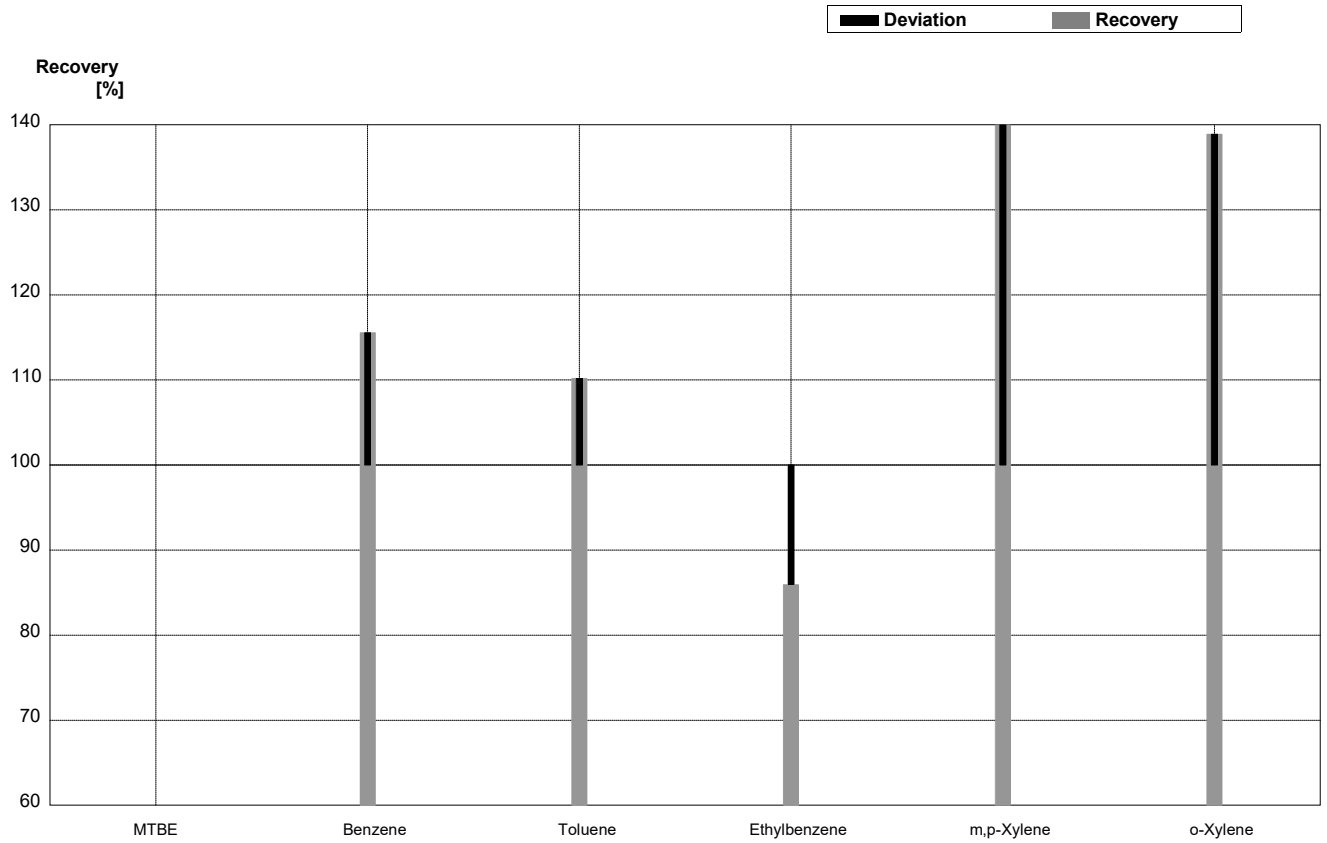

Sample **C-CB07A**
Laboratory **AA**

Parameter	Target value	± U (k=2)	Result	±	Unit	Recovery
Trichloroethene	0,270	0,014	0,630	0,2	µg/l	233%
Tetrachloroethene	0,63	0,03	0,975	0,2	µg/l	155%
1,1,1-Trichloroethane	0,338	0,017	0,620	0,2	µg/l	183%
Trichloromethane	1,01	0,05	1,14	0,3	µg/l	113%
Tetrachloromethane	0,296	0,015	0,615	0,2	µg/l	208%
1,1-Dichloroethene	1,03	0,05	1,47	0,25	µg/l	143%
Tribromomethane	1,18	0,06	0,835	0,2	µg/l	71%
Bromodichloromethane	0,318	0,016	0,405	0,2	µg/l	127%
Dibromochloromethane	1,17	0,06	1,59	0,3	µg/l	136%
Dichloromethane	<0,6		<1		µg/l	•
1,2-Dichloroethane	0,86	0,04	1,27	0,3	µg/l	148%
cis-1,2-Dichloroethene	0,56	0,03	0,815	0,2	µg/l	146%
trans-1,2-Dichloroethene	0,340	0,017	0,795	0,2	µg/l	234%

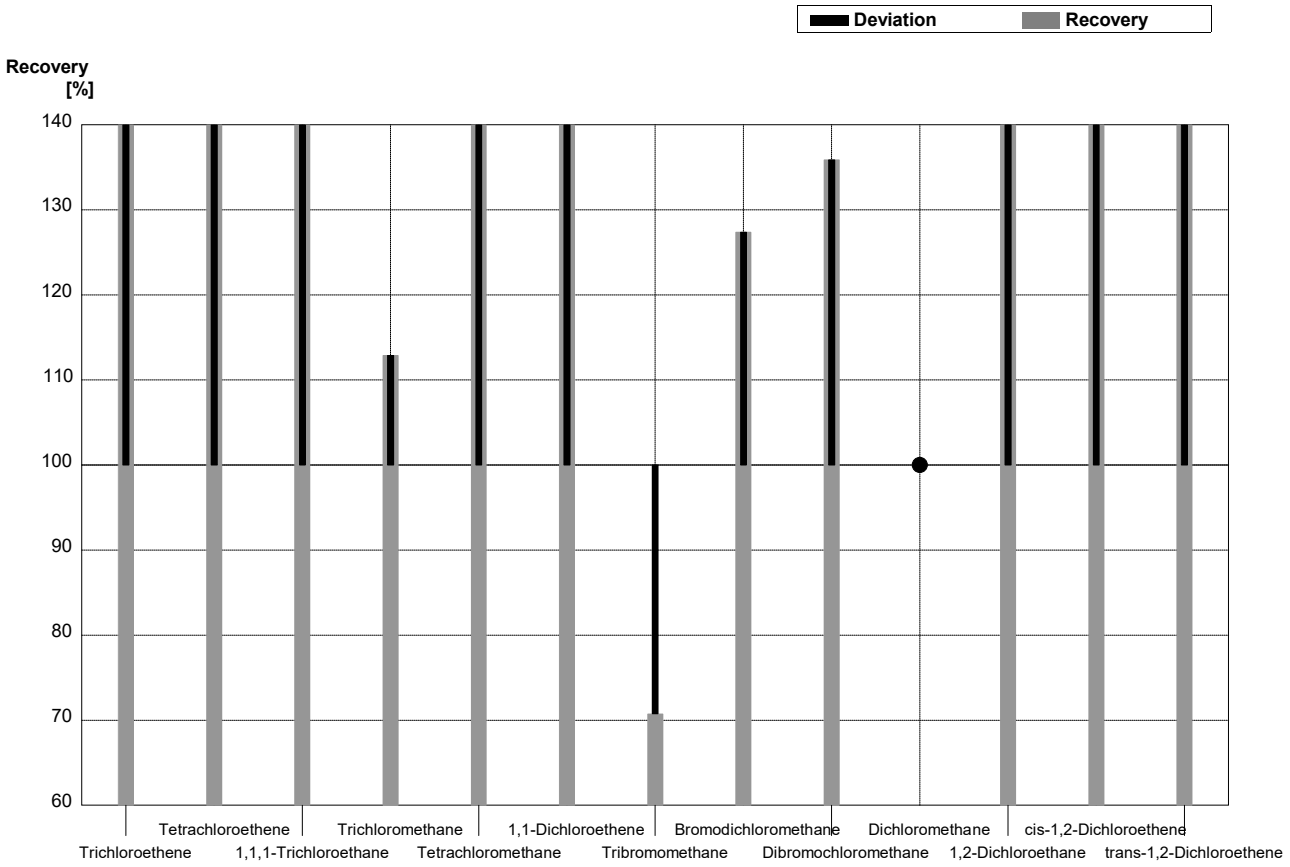

Sample **C-CB07B**
Laboratory **AA**

Parameter	Target value	± U (k=2)	Result	±	Unit	Recovery
Trichloroethene	1,83	0,09	2,28	0,5	µg/l	125%
Tetrachloroethene	3,69	0,18	4,17	0,8	µg/l	113%
1,1,1-Trichloroethane	0,55	0,03	0,78	0,2	µg/l	142%
Trichloromethane	0,444	0,022	<0,5		µg/l	•
Tetrachloromethane	0,66	0,03	0,93	0,2	µg/l	141%
1,1-Dichloroethene	1,66	0,08	2,19	0,5	µg/l	132%
Tribromomethane	<0,04		<1		µg/l	•
Bromodichloromethane	0,362	0,018	0,335	0,2	µg/l	93%
Dibromochloromethane	1,97	0,10	2,53	0,5	µg/l	128%
Dichloromethane	3,23	0,16	3,74	0,7	µg/l	116%
1,2-Dichloroethane	2,10	0,11	2,63	0,5	µg/l	125%
cis-1,2-Dichloroethene	<0,06		<1		µg/l	•
trans-1,2-Dichloroethene	0,83	0,04	1,29	0,3	µg/l	155%

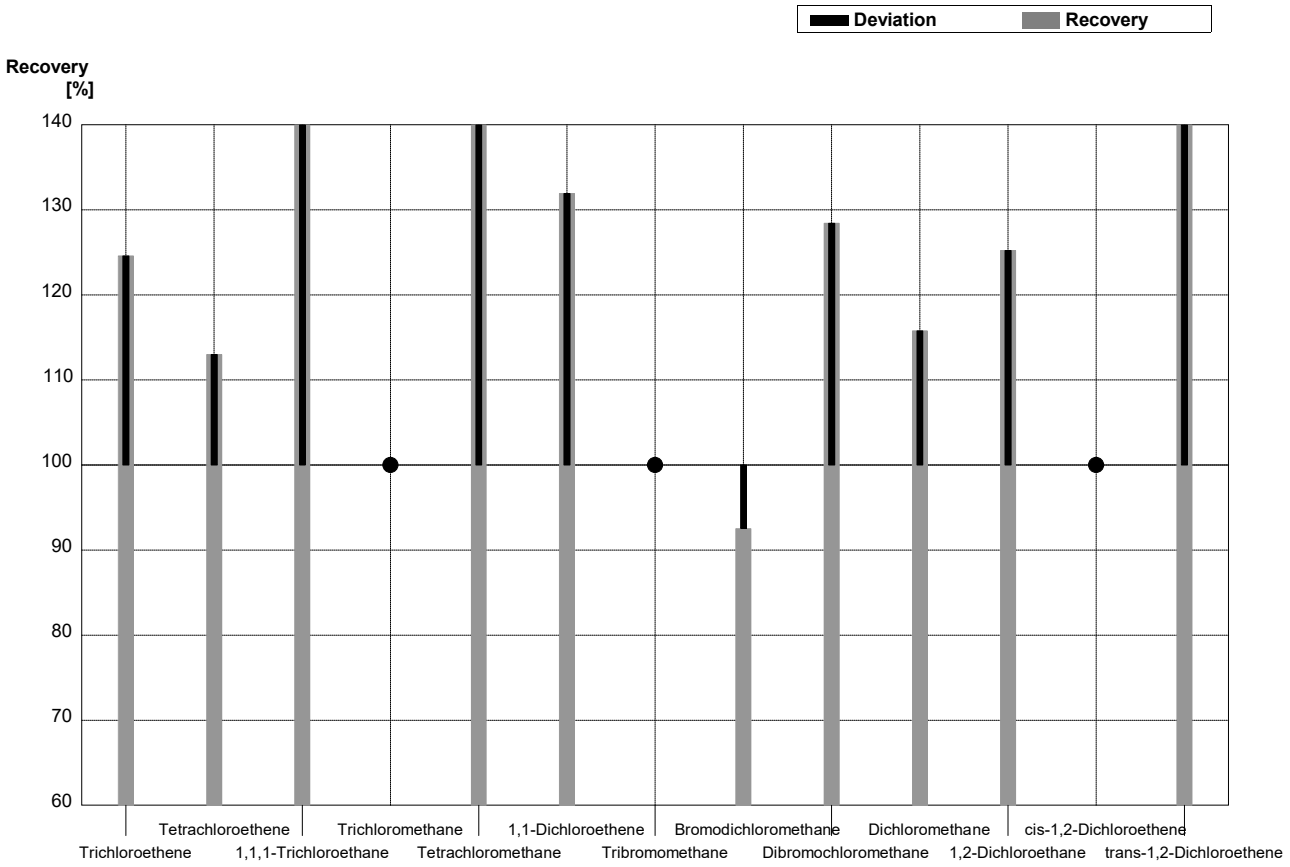

Sample **B-CB07A**
Laboratory **AB**

Parameter	Target value	± U (k=2)	Result	±	Unit	Recovery
MTBE	1,70	0,09	1,41	0,0400	µg/L	83%
Benzene	1,88	0,09	1,77	0,0206	µg/L	94%
Toluene	1,40	0,07	1,30	0,0791	µg/L	93%
Ethylbenzene	3,52	0,18	3,13	0,1614	µg/L	89%
m,p-Xylene	1,96	0,10	1,71	0,0680	µg/L	87%
o-Xylene	2,56	0,13	2,45	0,1376	µg/L	96%

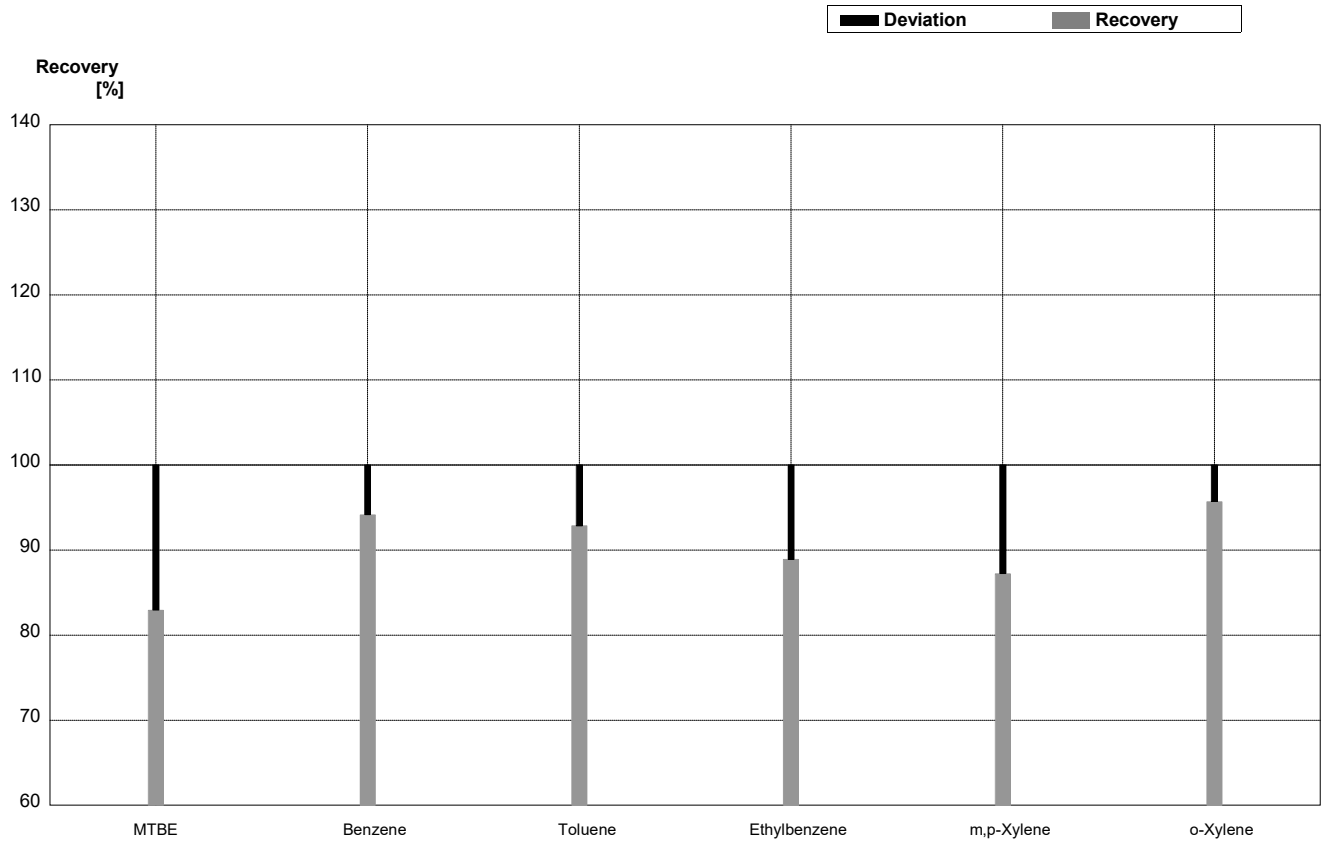

Sample **B-CB07B**
Laboratory **AB**

Parameter	Target value	± U (k=2)	Result	±	Unit	Recovery
MTBE	0,82	0,04	0,802	0,0597	µg/L	98%
Benzene	3,34	0,17	3,09	0,0946	µg/L	93%
Toluene	3,44	0,17	3,08	0,1134	µg/L	90%
Ethylbenzene	0,89	0,04	0,762	0,0046	µg/L	86%
m,p-Xylene	0,61	0,03	0,476	0,0159	µg/L	78%
o-Xylene	0,54	0,03	0,489	0,0117	µg/L	91%

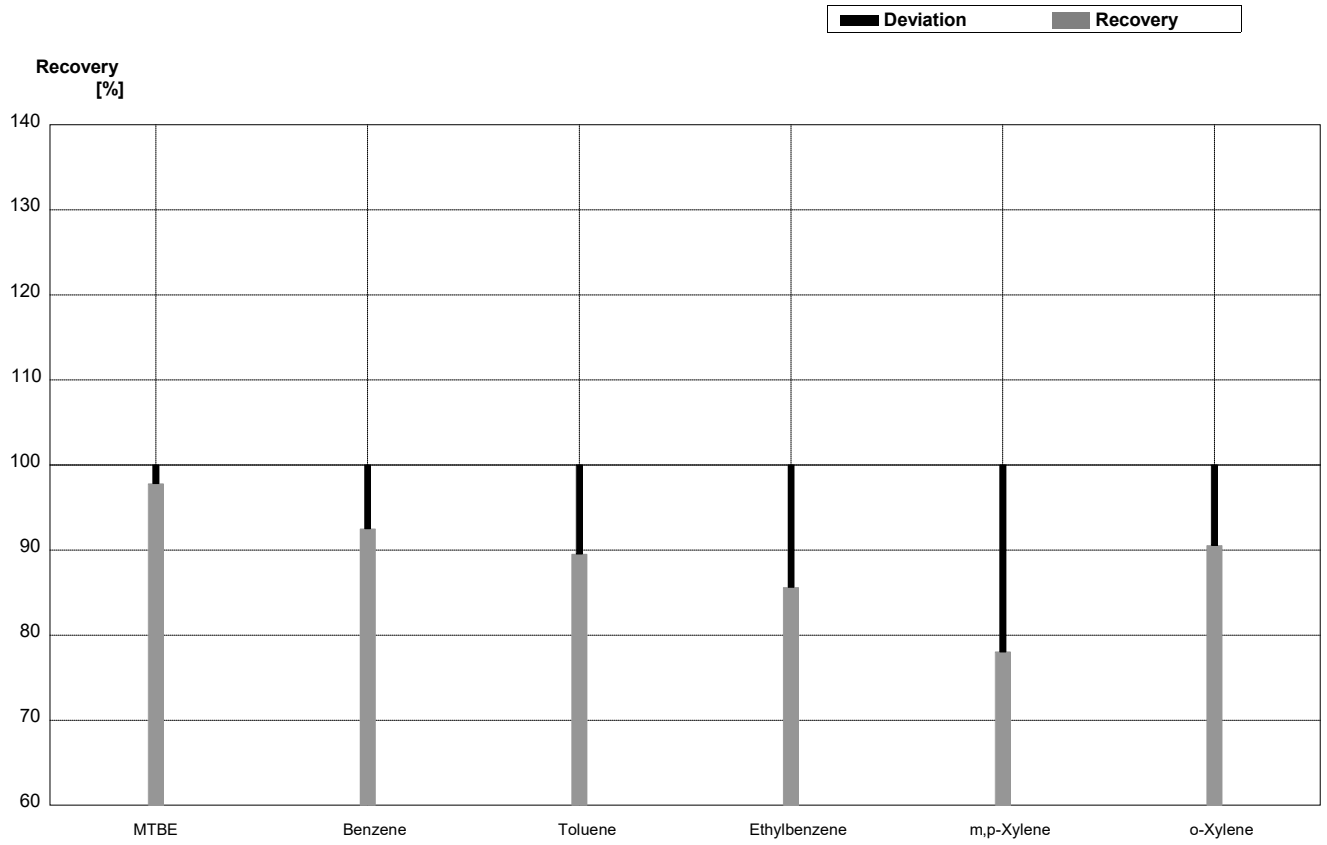

Sample **C-CB07A**
Laboratory **AB**

Parameter	Target value	± U (k=2)	Result	±	Unit	Recovery
Trichloroethene	0,270	0,014	0,304	0,0072	µg/l	113%
Tetrachloroethene	0,63	0,03	0,641	0,0036	µg/l	102%
1,1,1-Trichloroethane	0,338	0,017	0,452	0,0010	µg/l	134%
Trichloromethane	1,01	0,05	0,928	0,0097	µg/l	92%
Tetrachloromethane	0,296	0,015	0,416	0,0166	µg/l	141%
1,1-Dichloroethene	1,03	0,05	1,12	0,0069	µg/l	109%
Tribromomethane	1,18	0,06	0,967	0,0411	µg/l	82%
Bromodichloromethane	0,318	0,016	0,278	0,0082	µg/l	87%
Dibromochloromethane	1,17	0,06	0,927	0,0170	µg/l	79%
Dichloromethane	<0,6		<0,10		µg/l	•
1,2-Dichloroethane	0,86	0,04	0,896	0,0206	µg/l	104%
cis-1,2-Dichloroethene	0,56	0,03	0,628	0,0181	µg/l	112%
trans-1,2-Dichloroethene	0,340	0,017	0,452	0,0045	µg/l	133%

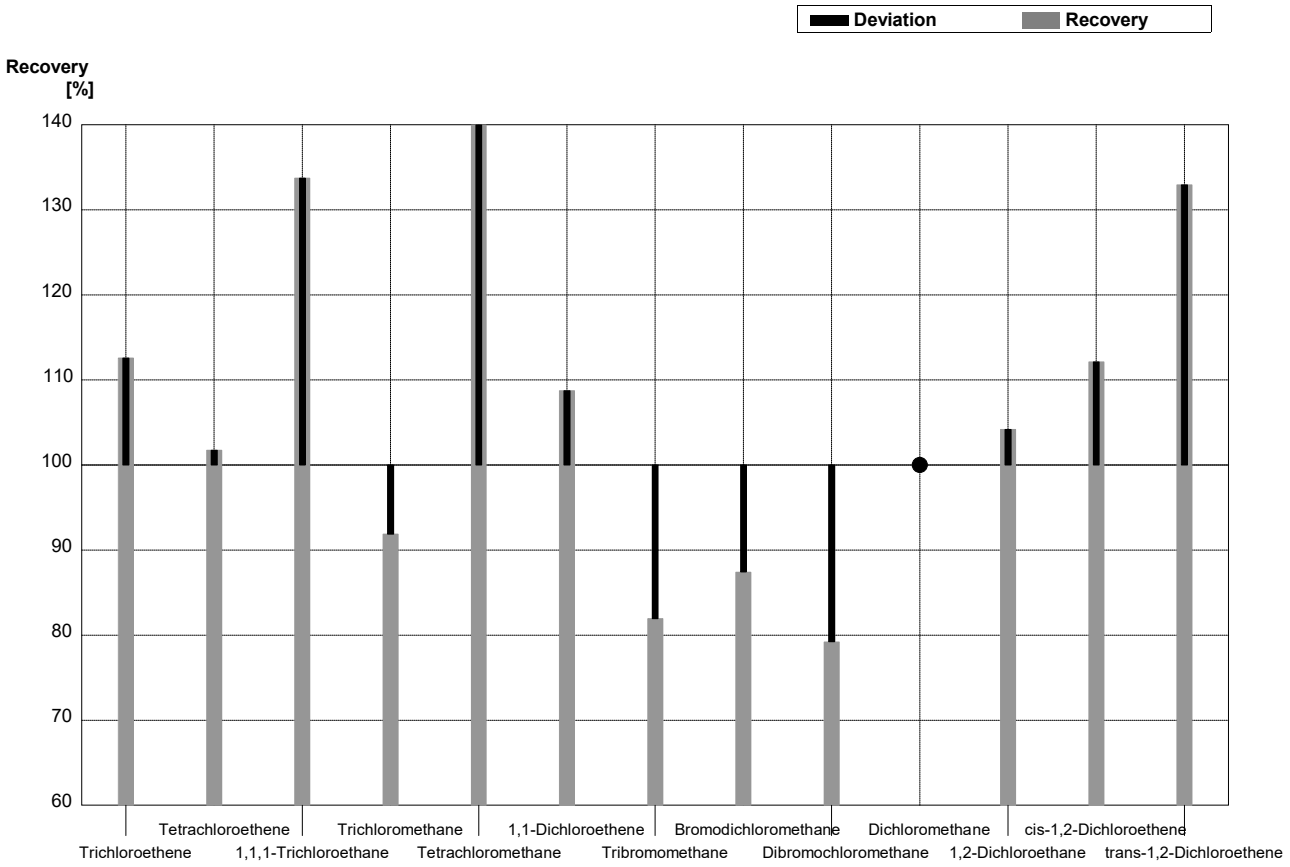

Sample **C-CB07B**
Laboratory **AB**

Parameter	Target value	± U (k=2)	Result	±	Unit	Recovery
Trichloroethene	1,83	0,09	1,45	0,0453	µg/l	79%
Tetrachloroethene	3,69	0,18	3,25	0,1291	µg/l	88%
1,1,1-Trichloroethane	0,55	0,03	0,700	0,0122	µg/l	127%
Trichloromethane	0,444	0,022	0,439	0,0127	µg/l	99%
Tetrachloromethane	0,66	0,03	0,725	0,0074	µg/l	110%
1,1-Dichloroethene	1,66	0,08	1,85	0,0616	µg/l	111%
Tribromomethane	<0,04		<0,10		µg/l	•
Bromodichloromethane	0,362	0,018	0,249	0,0062	µg/l	69%
Dibromochloromethane	1,97	0,10	1,70	0,0358	µg/l	86%
Dichloromethane	3,23	0,16	3,35	0,1550	µg/l	104%
1,2-Dichloroethane	2,10	0,11	2,11	0,0877	µg/l	100%
cis-1,2-Dichloroethene	<0,06		<0,10		µg/l	•
trans-1,2-Dichloroethene	0,83	0,04	0,895	0,028	µg/l	108%

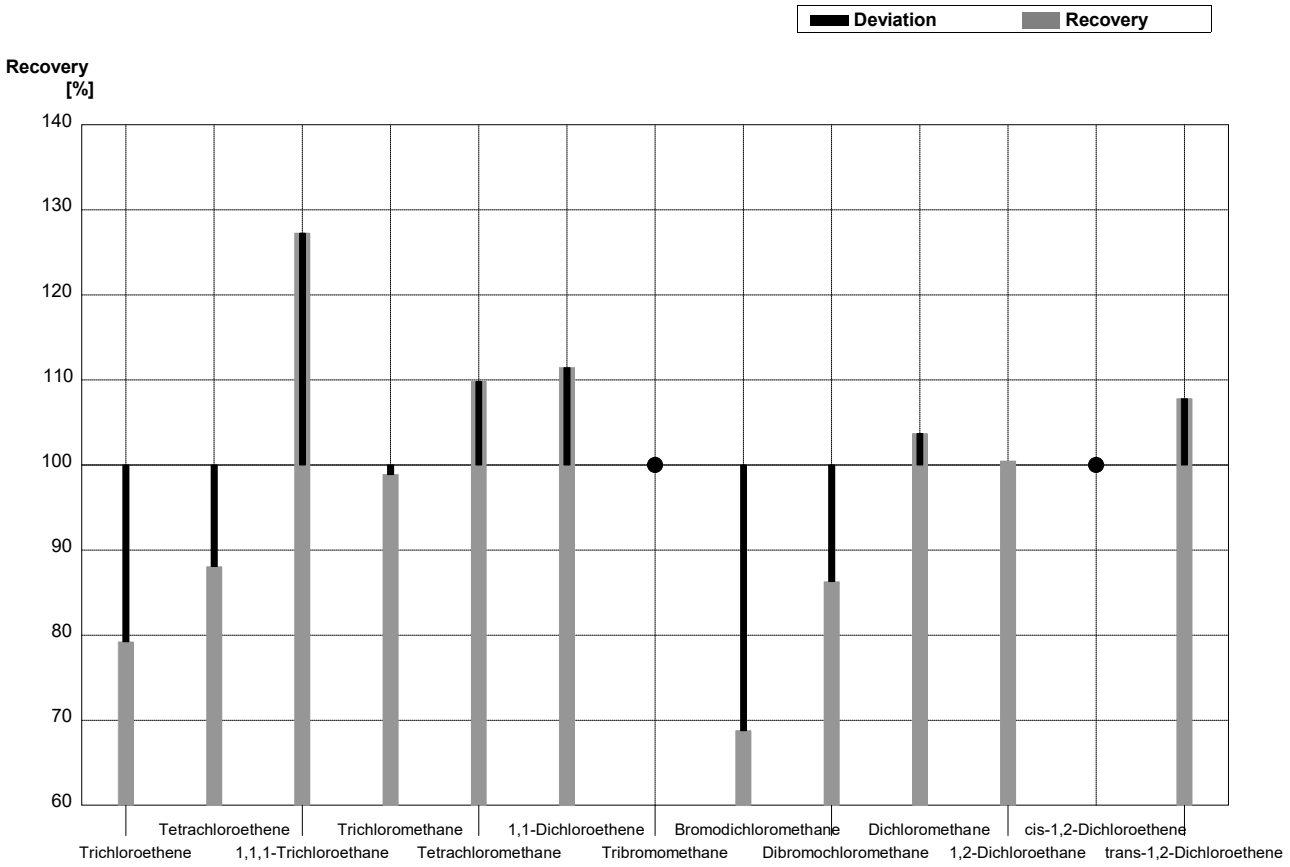

Sample **B-CB07A**
Laboratory **AC**

Parameter	Target value	± U (k=2)	Result	±	Unit	Recovery
MTBE	1,70	0,09			µg/L	
Benzene	1,88	0,09	4,55	0,25	µg/L	242%
Toluene	1,40	0,07	1,75	0,15	µg/L	125%
Ethylbenzene	3,52	0,18	4,02	0,25	µg/L	114%
m,p-Xylene	1,96	0,10	2,02	0,20	µg/L	103%
o-Xylene	2,56	0,13	2,38	0,25	µg/L	93%

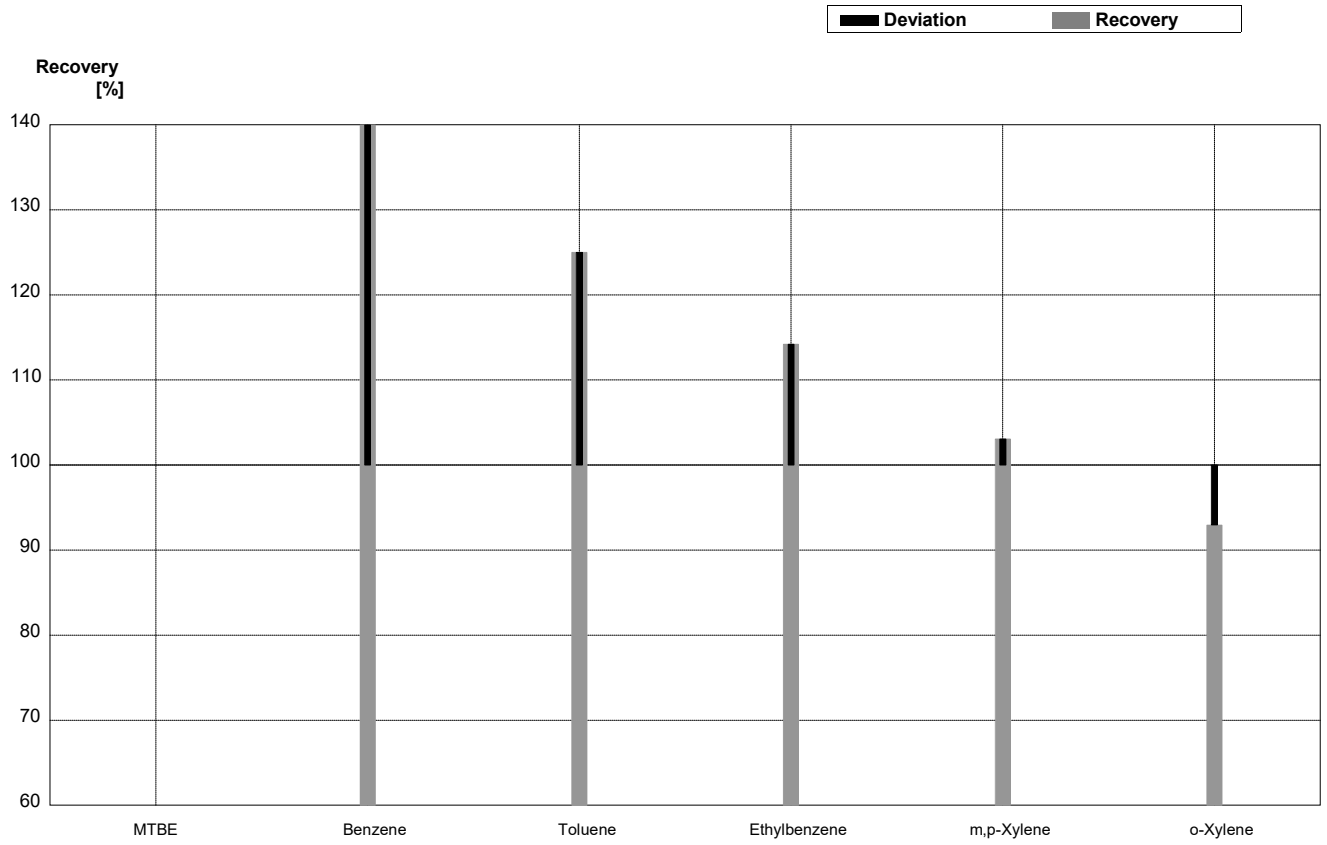

Sample **B-CB07B**
Laboratory **AC**

Parameter	Target value	± U (k=2)	Result	±	Unit	Recovery
MTBE	0,82	0,04			µg/L	
Benzene	3,34	0,17	8,86	0,50	µg/L	265%
Toluene	3,44	0,17	4,85	0,40	µg/L	141%
Ethylbenzene	0,89	0,04	0,99	0,15	µg/L	111%
m,p-Xylene	0,61	0,03	0,55	0,10	µg/L	90%
o-Xylene	0,54	0,03	0,490	0,10	µg/L	91%

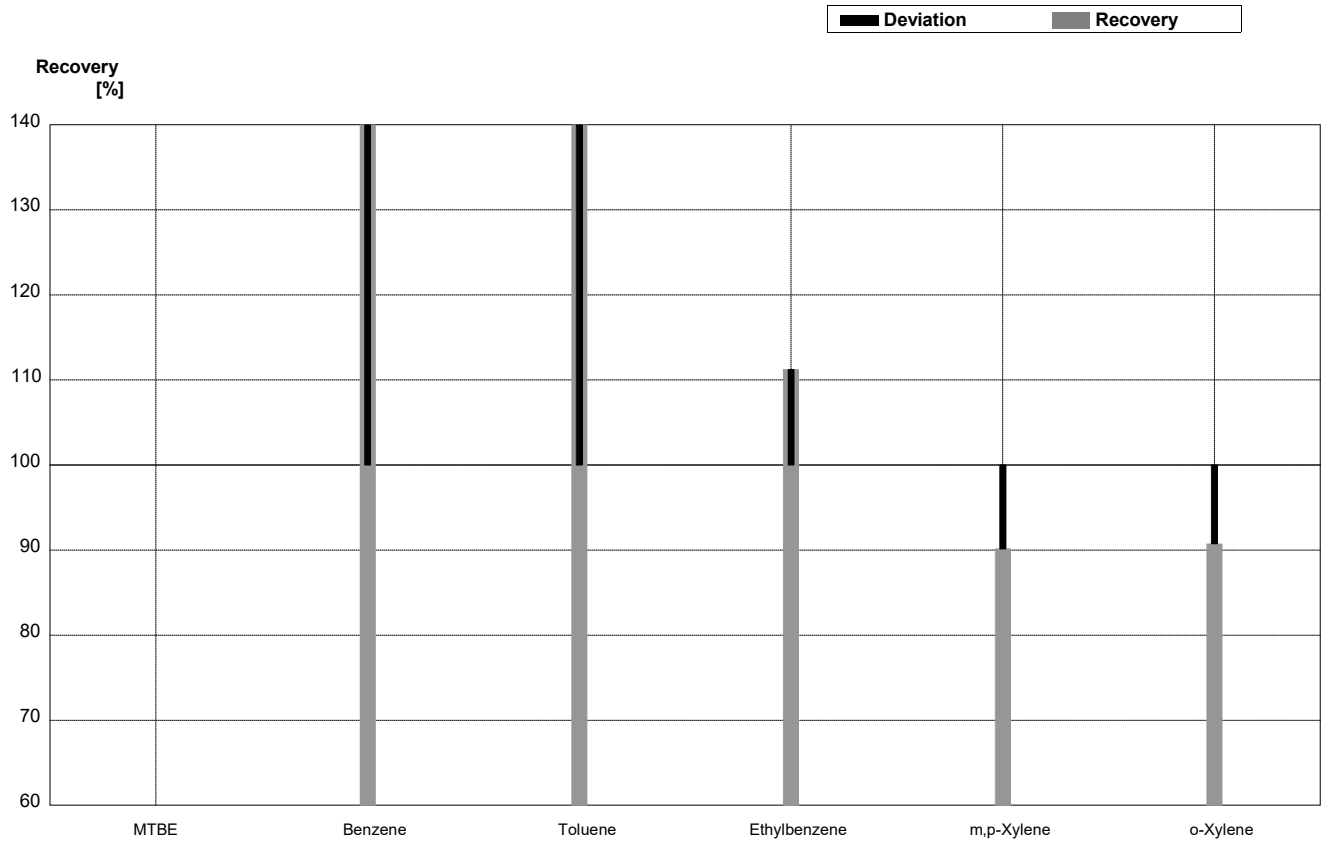

Sample **C-CB07A**
Laboratory **AC**

Parameter	Target value	± U (k=2)	Result	±	Unit	Recovery
Trichloroethene	0,270	0,014	0,320	0,10	µg/l	119%
Tetrachloroethene	0,63	0,03	0,53	0,10	µg/l	84%
1,1,1-Trichloroethane	0,338	0,017	0,60	0,15	µg/l	178%
Trichloromethane	1,01	0,05	0,75	0,15	µg/l	74%
Tetrachloromethane	0,296	0,015	0,400	0,10	µg/l	135%
1,1-Dichloroethene	1,03	0,05	n,a.		µg/l	
Tribromomethane	1,18	0,06	1,05	0,15	µg/l	89%
Bromodichloromethane	0,318	0,016	0,340	0,10	µg/l	107%
Dibromochloromethane	1,17	0,06	1,06	0,20	µg/l	91%
Dichloromethane	<0,6		n,a,		µg/l	
1,2-Dichloroethane	0,86	0,04	0,98	0,15	µg/l	114%
cis-1,2-Dichloroethene	0,56	0,03	n,a,		µg/l	
trans-1,2-Dichloroethene	0,340	0,017	n,a,		µg/l	

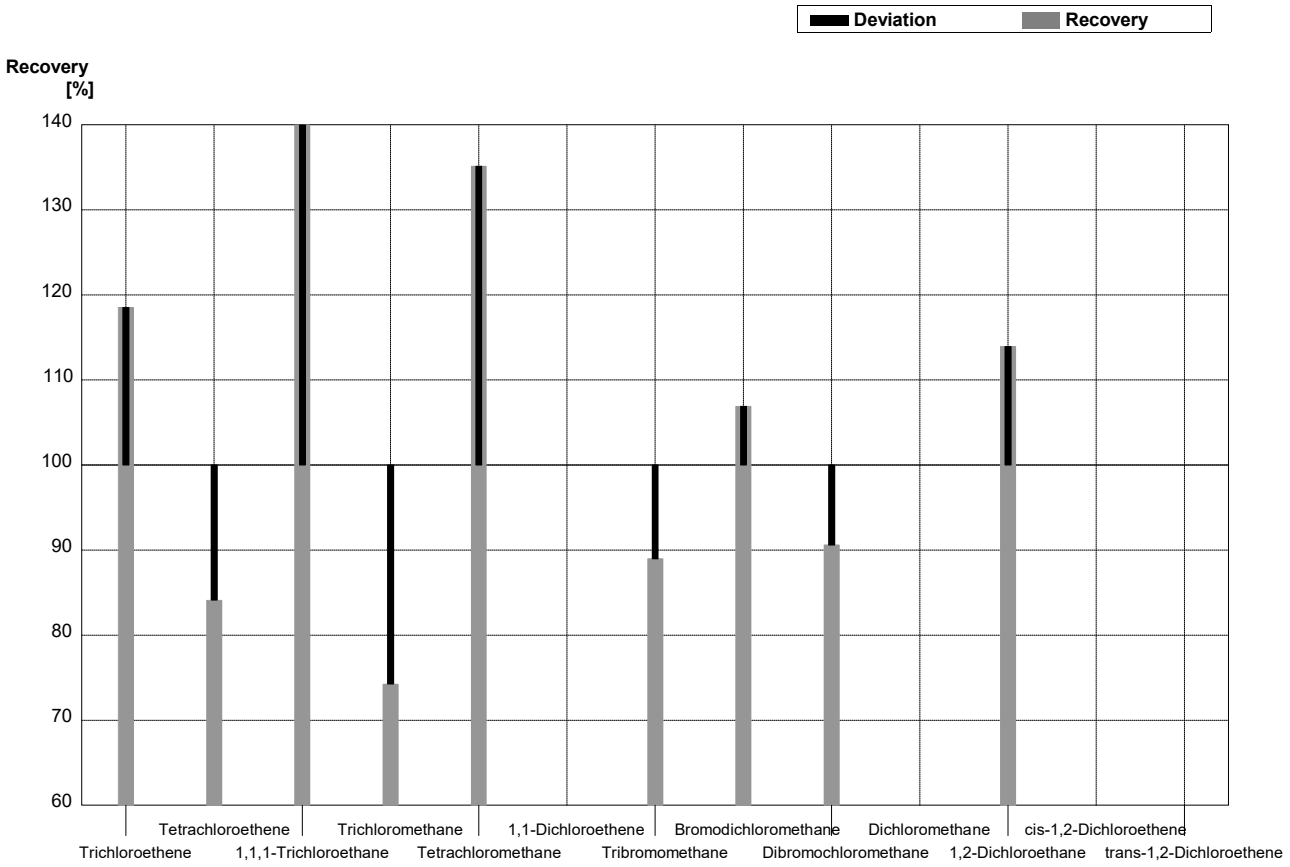

Sample **C-CB07B**
Laboratory **AC**

Parameter	Target value	± U (k=2)	Result	±	Unit	Recovery
Trichloroethene	1,83	0,09	1,80	0,20	µg/l	98%
Tetrachloroethene	3,69	0,18	3,41	0,25	µg/l	92%
1,1,1-Trichloroethane	0,55	0,03	0,80	0,15	µg/l	145%
Trichloromethane	0,444	0,022	0,280	0,10	µg/l	63%
Tetrachloromethane	0,66	0,03	0,70	0,15	µg/l	106%
1,1-Dichloroethene	1,66	0,08	n,a,		µg/l	
Tribromomethane	<0,04		<0,1		µg/l	•
Bromodichloromethane	0,362	0,018	0,390	0,10	µg/l	108%
Dibromochloromethane	1,97	0,10	2,02	0,20	µg/l	103%
Dichloromethane	3,23	0,16	n,a,		µg/l	
1,2-Dichloroethane	2,10	0,11	2,30	0,20	µg/l	110%
cis-1,2-Dichloroethene	<0,06		n,a,		µg/l	
trans-1,2-Dichloroethene	0,83	0,04	n,a,		µg/l	

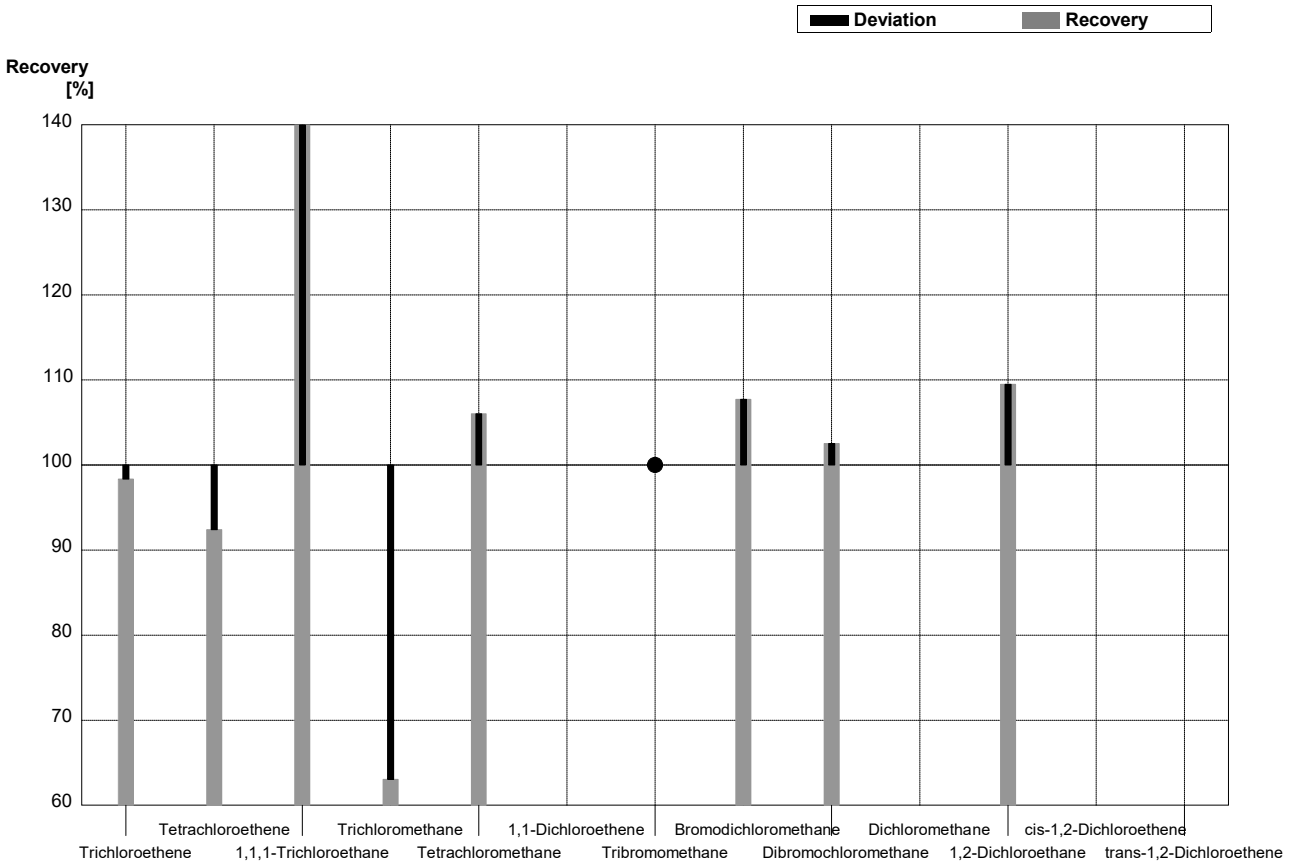

Sample **B-CB07A**
Laboratory **AD**

Parameter	Target value	± U (k=2)	Result	±	Unit	Recovery
MTBE	1,70	0,09	1,70	0,25	µg/L	100%
Benzene	1,88	0,09	2,35	0,32	µg/L	125%
Toluene	1,40	0,07	1,47	0,22	µg/L	105%
Ethylbenzene	3,52	0,18	3,99	0,40	µg/L	113%
m,p-Xylene	1,96	0,10	2,85	0,34	µg/L	145%
o-Xylene	2,56	0,13	2,96	0,31	µg/L	116%

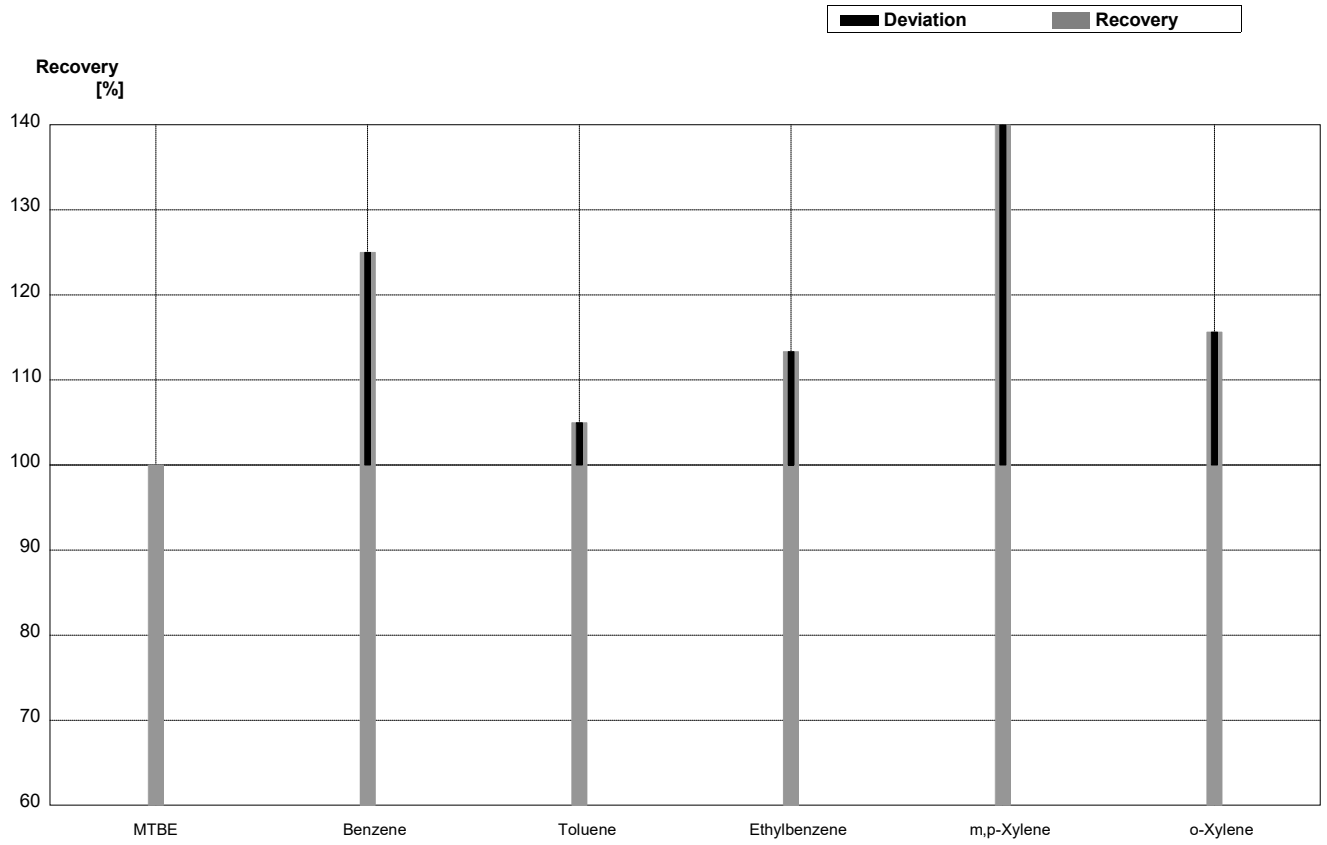

Sample **B-CB07B**
Laboratory **AD**

Parameter	Target value	± U (k=2)	Result	±	Unit	Recovery
MTBE	0,82	0,04	<1		µg/L	•
Benzene	3,34	0,17	4,16	0,57	µg/L	125%
Toluene	3,44	0,17	3,65	0,54	µg/L	106%
Ethylbenzene	0,89	0,04	0,97	0,097	µg/L	109%
m,p-Xylene	0,61	0,03	0,98	0,12	µg/L	161%
o-Xylene	0,54	0,03	0,55	0,057	µg/L	102%

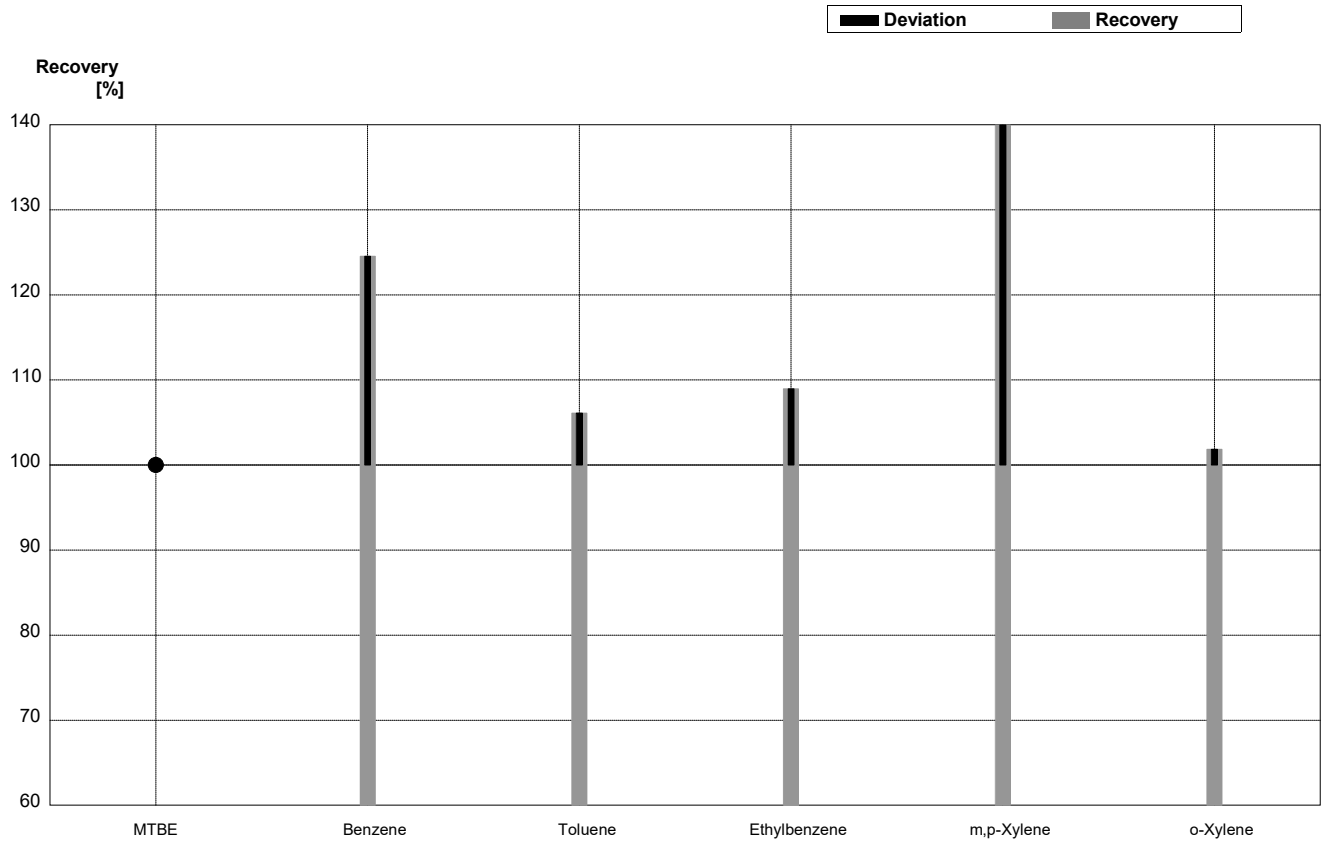

Sample **C-CB07A**
Laboratory **AD**

Parameter	Target value	± U (k=2)	Result	±	Unit	Recovery
Trichloroethene	0,270	0,014	0,384	0,10	µg/l	142%
Tetrachloroethene	0,63	0,03	0,826	0,16	µg/l	131%
1,1,1-Trichloroethane	0,338	0,017	0,459	0,130	µg/l	136%
Trichloromethane	1,01	0,05	1,02	0,015	µg/l	101%
Tetrachloromethane	0,296	0,015	0,429	0,131	µg/l	145%
1,1-Dichloroethene	1,03	0,05	1,51	0,30	µg/l	147%
Tribromomethane	1,18	0,06	1,16	0,22	µg/l	98%
Bromodichloromethane	0,318	0,016	<0,50		µg/l	•
Dibromochloromethane	1,17	0,06	1,04	0,20	µg/l	89%
Dichloromethane	<0,6		0,442	0,14	µg/l	•
1,2-Dichloroethane	0,86	0,04	0,749	0,15	µg/l	87%
cis-1,2-Dichloroethene	0,56	0,03	0,643	0,12	µg/l	115%
trans-1,2-Dichloroethene	0,340	0,017	<0,50		µg/l	•

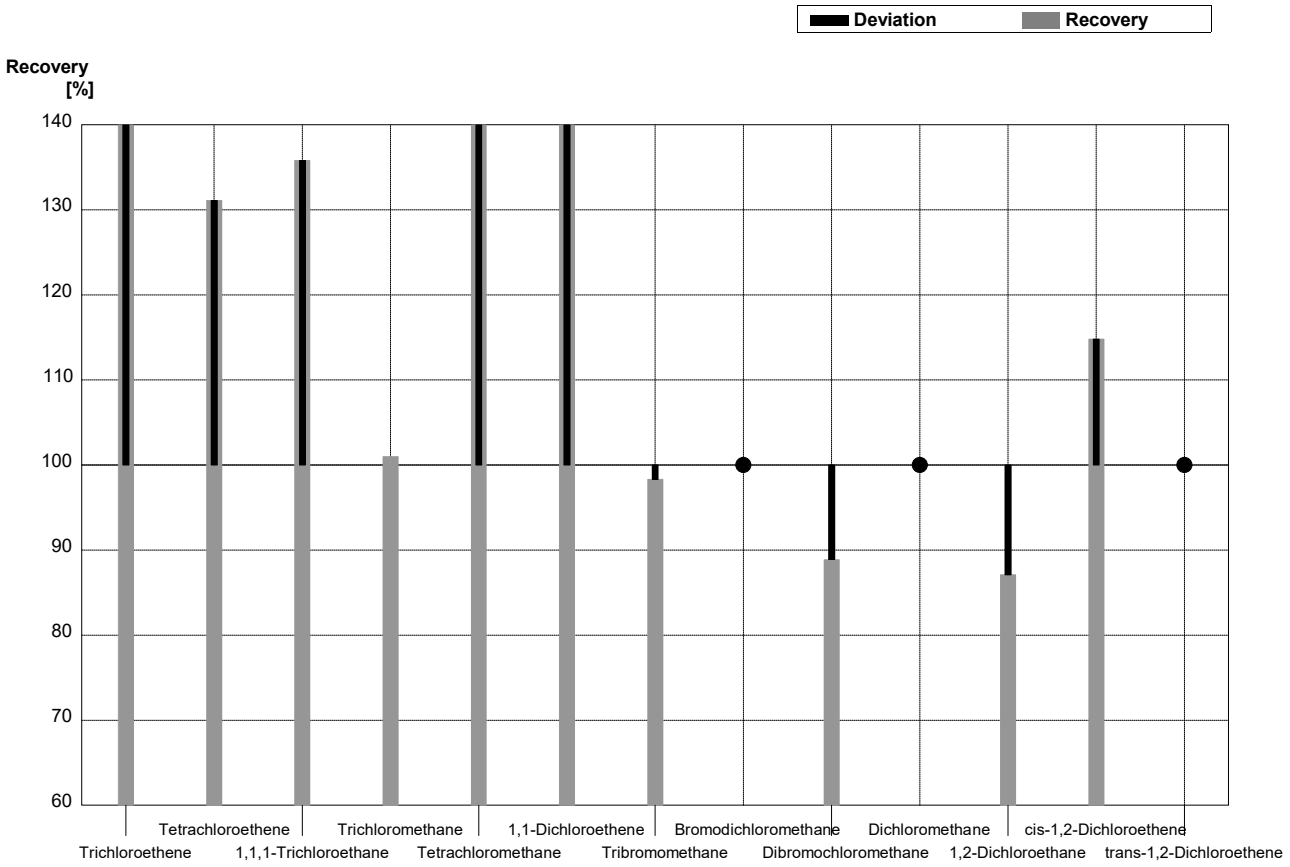

Sample **C-CB07B**
Laboratory **AD**

Parameter	Target value	± U (k=2)	Result	±	Unit	Recovery
Trichloroethene	1,83	0,09	2,37	0,34	µg/l	130%
Tetrachloroethene	3,69	0,18	4,94	0,73	µg/l	134%
1,1,1-Trichloroethane	0,55	0,03	0,742	0,15	µg/l	135%
Trichloromethane	0,444	0,022	<0,50		µg/l	•
Tetrachloromethane	0,66	0,03	0,97	0,19	µg/l	147%
1,1-Dichloroethene	1,66	0,08	2,59	0,39	µg/l	156%
Tribromomethane	<0,04		<1		µg/l	•
Bromodichloromethane	0,362	0,018	<0,50		µg/l	•
Dibromochloromethane	1,97	0,10	1,59	0,32	µg/l	81%
Dichloromethane	3,23	0,16	4,48	0,90	µg/l	139%
1,2-Dichloroethane	2,10	0,11	2,19	0,44	µg/l	104%
cis-1,2-Dichloroethene	<0,06		1,13	0,23	µg/l	FP
trans-1,2-Dichloroethene	0,83	0,04	1,22	0,24	µg/l	147%

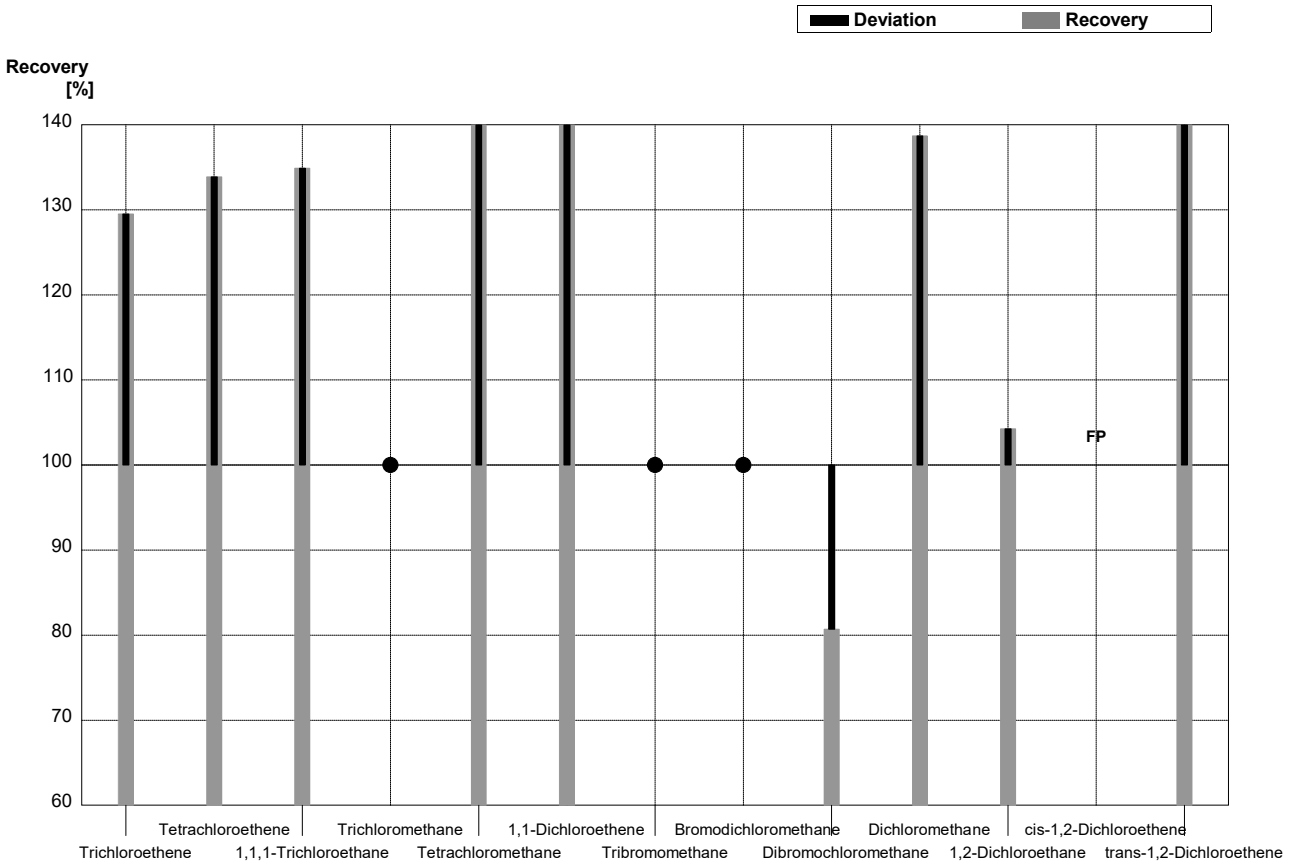

Sample **B-CB07A**
Laboratory **AE**

Parameter	Target value	± U (k=2)	Result	±	Unit	Recovery
MTBE	1,70	0,09			µg/L	
Benzene	1,88	0,09			µg/L	
Toluene	1,40	0,07			µg/L	
Ethylbenzene	3,52	0,18			µg/L	
m,p-Xylene	1,96	0,10			µg/L	
o-Xylene	2,56	0,13			µg/L	

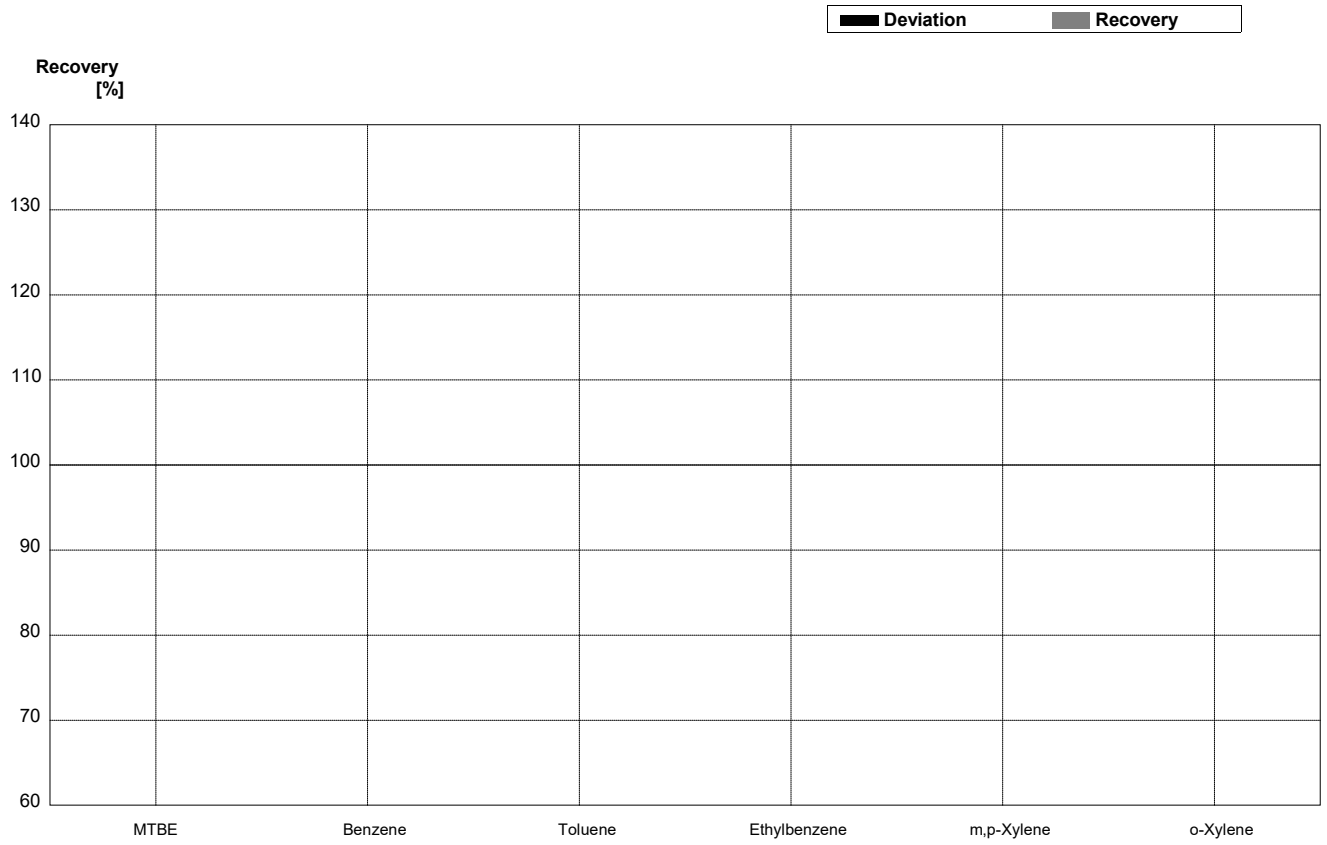

Sample **B-CB07B**
Laboratory **AE**

Parameter	Target value	± U (k=2)	Result	±	Unit	Recovery
MTBE	0,82	0,04			µg/L	
Benzene	3,34	0,17			µg/L	
Toluene	3,44	0,17			µg/L	
Ethylbenzene	0,89	0,04			µg/L	
m,p-Xylene	0,61	0,03			µg/L	
o-Xylene	0,54	0,03			µg/L	

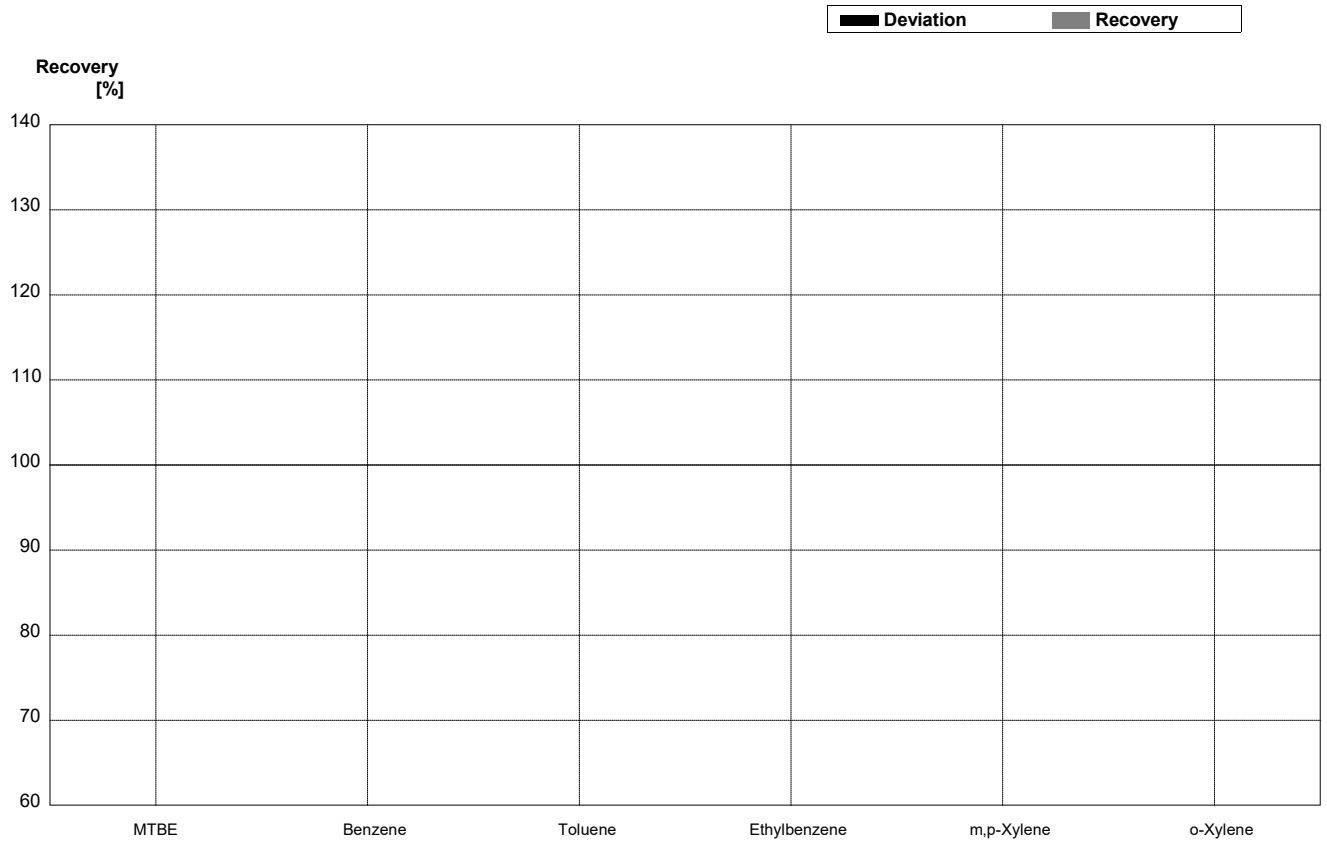

Sample **C-CB07A**
Laboratory **AE**

Parameter	Target value	± U (k=2)	Result	±	Unit	Recovery
Trichloroethene	0,270	0,014			µg/l	
Tetrachloroethene	0,63	0,03			µg/l	
1,1,1-Trichloroethane	0,338	0,017			µg/l	
Trichloromethane	1,01	0,05			µg/l	
Tetrachloromethane	0,296	0,015			µg/l	
1,1-Dichloroethene	1,03	0,05			µg/l	
Tribromomethane	1,18	0,06			µg/l	
Bromodichloromethane	0,318	0,016			µg/l	
Dibromochloromethane	1,17	0,06			µg/l	
Dichloromethane	<0,6				µg/l	
1,2-Dichloroethane	0,86	0,04			µg/l	
cis-1,2-Dichloroethene	0,56	0,03			µg/l	
trans-1,2-Dichloroethene	0,340	0,017			µg/l	

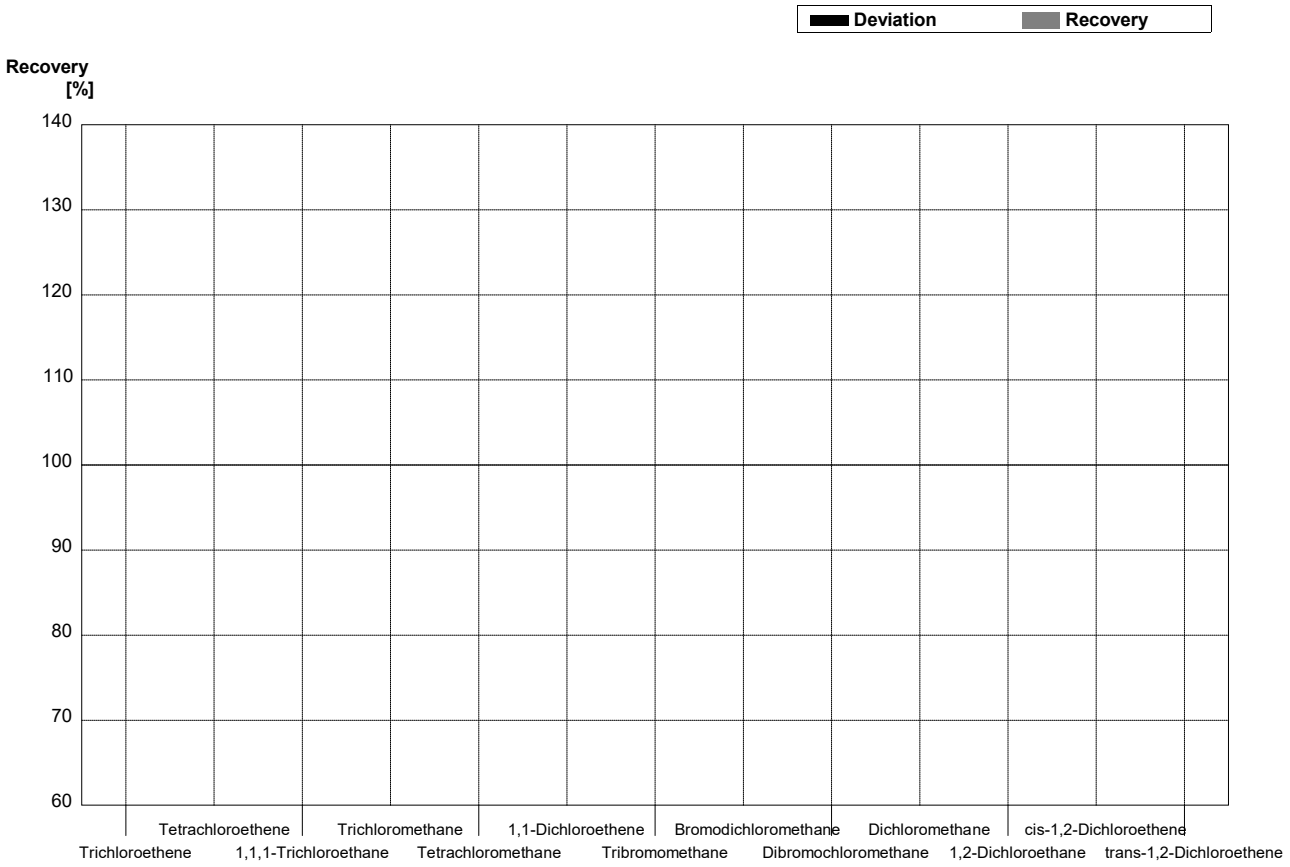

Sample **C-CB07B**
Laboratory **AE**

Parameter	Target value	± U (k=2)	Result	±	Unit	Recovery
Trichloroethene	1,83	0,09			µg/l	
Tetrachloroethene	3,69	0,18			µg/l	
1,1,1-Trichloroethane	0,55	0,03			µg/l	
Trichloromethane	0,444	0,022			µg/l	
Tetrachloromethane	0,66	0,03			µg/l	
1,1-Dichloroethene	1,66	0,08			µg/l	
Tribromomethane	<0,04				µg/l	
Bromodichloromethane	0,362	0,018			µg/l	
Dibromochloromethane	1,97	0,10			µg/l	
Dichloromethane	3,23	0,16			µg/l	
1,2-Dichloroethane	2,10	0,11			µg/l	
cis-1,2-Dichloroethene	<0,06				µg/l	
trans-1,2-Dichloroethene	0,83	0,04			µg/l	

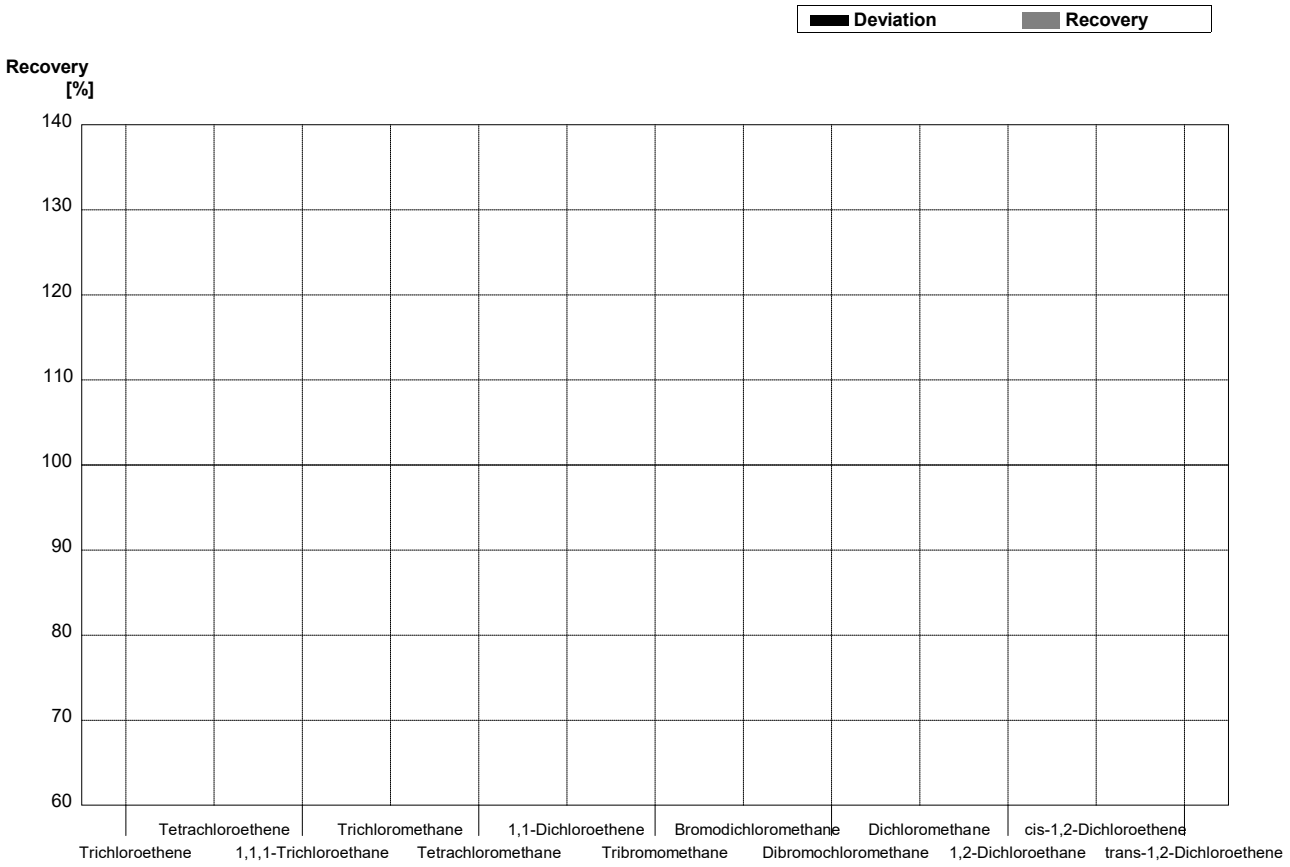

Sample **B-CB07A**
Laboratory **AF**

Parameter	Target value	± U (k=2)	Result	±	Unit	Recovery
MTBE	1,70	0,09			µg/L	
Benzene	1,88	0,09	1,09		µg/L	58%
Toluene	1,40	0,07	0,71		µg/L	51%
Ethylbenzene	3,52	0,18	1,47		µg/L	42%
m,p-Xylene	1,96	0,10	0,88		µg/L	45%
o-Xylene	2,56	0,13	1,08		µg/L	42%

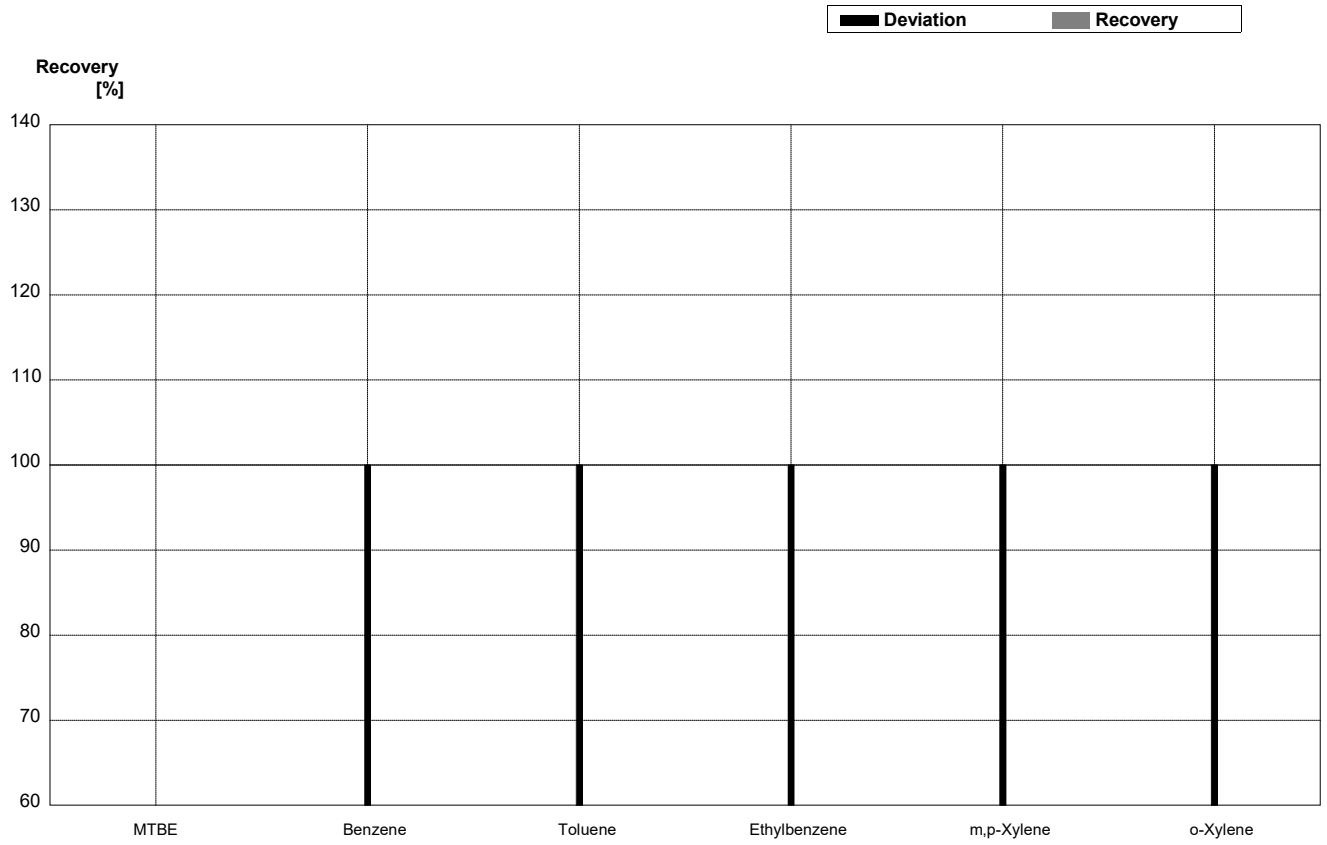

Sample **B-CB07B**
Laboratory **AF**

Parameter	Target value	± U (k=2)	Result	±	Unit	Recovery
MTBE	0,82	0,04			µg/L	
Benzene	3,34	0,17	1,31		µg/L	39%
Toluene	3,44	0,17	1,27		µg/L	37%
Ethylbenzene	0,89	0,04	0,344		µg/L	39%
m,p-Xylene	0,61	0,03	0,307		µg/L	50%
o-Xylene	0,54	0,03	0,233		µg/L	43%

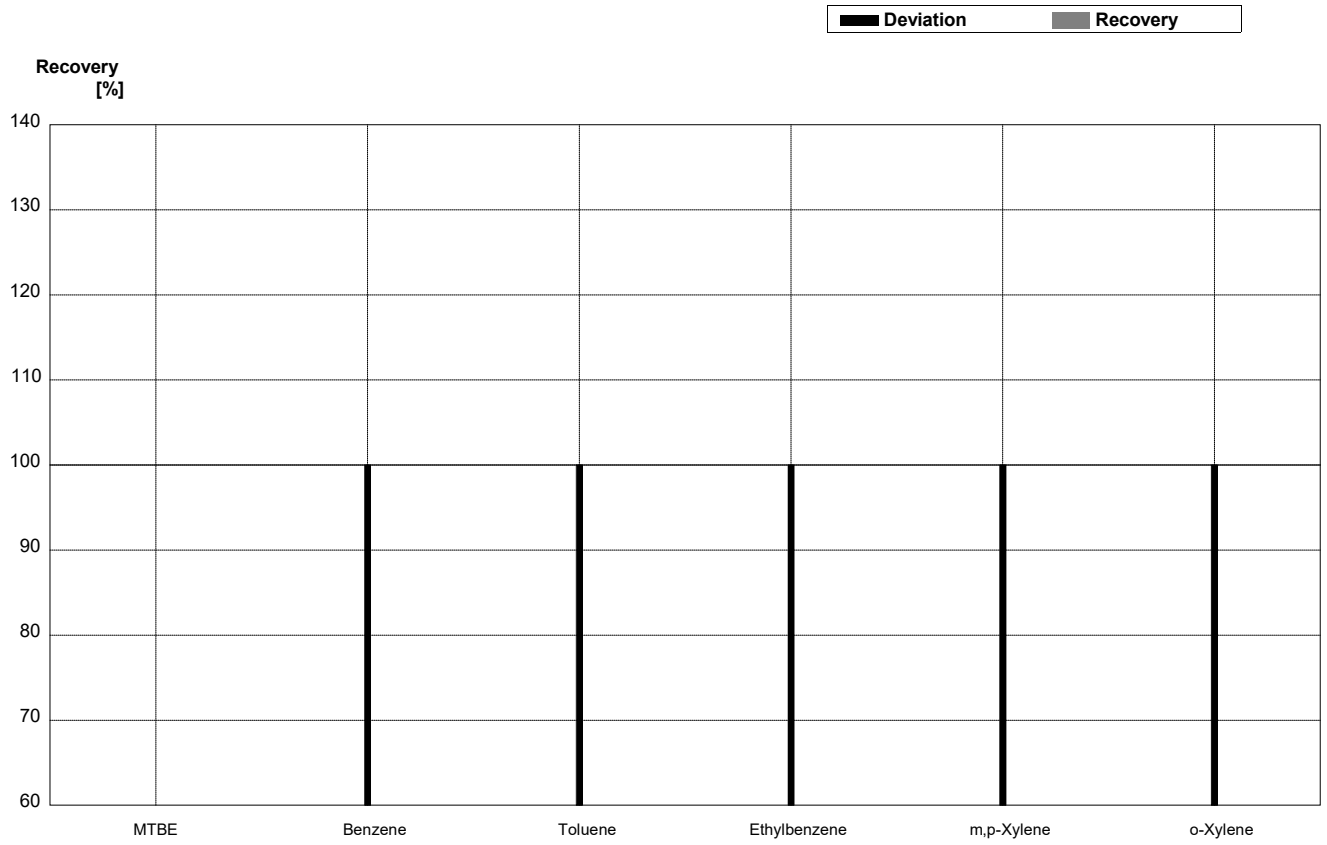

Sample **C-CB07A**
Laboratory **AF**

Parameter	Target value	± U (k=2)	Result	±	Unit	Recovery
Trichloroethene	0,270	0,014	0,087		µg/l	32%
Tetrachloroethene	0,63	0,03	0,069		µg/l	11%
1,1,1-Trichloroethane	0,338	0,017	0,131		µg/l	39%
Trichloromethane	1,01	0,05	0,473		µg/l	47%
Tetrachloromethane	0,296	0,015	0,100		µg/l	34%
1,1-Dichloroethene	1,03	0,05			µg/l	
Tribromomethane	1,18	0,06	0,486		µg/l	41%
Bromodichloromethane	0,318	0,016	0,130		µg/l	41%
Dibromochloromethane	1,17	0,06	0,50		µg/l	43%
Dichloromethane	<0,6		<0,10		µg/l	•
1,2-Dichloroethane	0,86	0,04	0,422		µg/l	49%
cis-1,2-Dichloroethene	0,56	0,03	0,256		µg/l	46%
trans-1,2-Dichloroethene	0,340	0,017			µg/l	

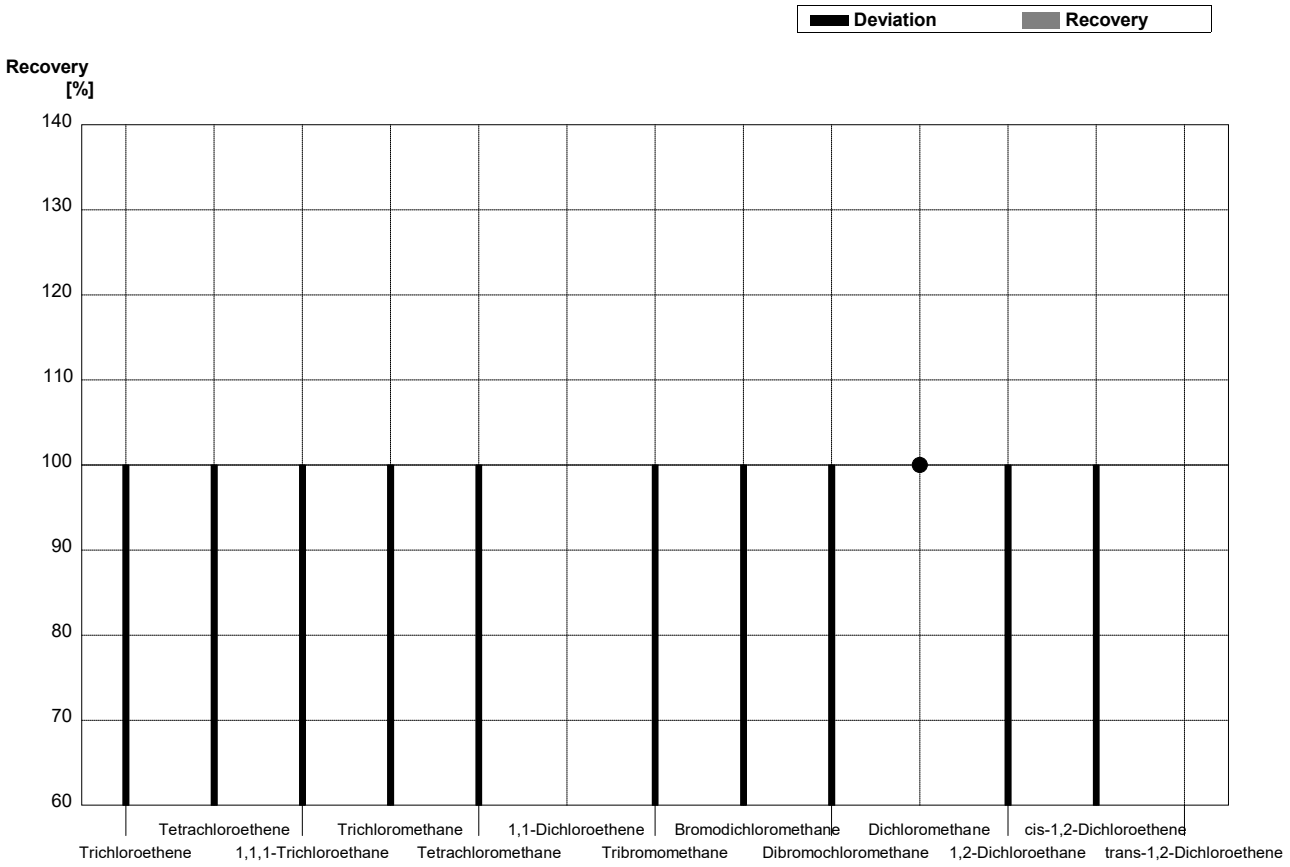

Sample **C-CB07B**
Laboratory **AF**

Parameter	Target value	± U (k=2)	Result	±	Unit	Recovery
Trichloroethene	1,83	0,09	0,72		µg/l	39%
Tetrachloroethene	3,69	0,18	1,47		µg/l	40%
1,1,1-Trichloroethane	0,55	0,03	0,243		µg/l	44%
Trichloromethane	0,444	0,022	0,200		µg/l	45%
Tetrachloromethane	0,66	0,03	0,313		µg/l	47%
1,1-Dichloroethene	1,66	0,08			µg/l	
Tribromomethane	<0,04		<0,10		µg/l	•
Bromodichloromethane	0,362	0,018	0,140		µg/l	39%
Dibromochloromethane	1,97	0,10	0,79		µg/l	40%
Dichloromethane	3,23	0,16	1,29		µg/l	40%
1,2-Dichloroethane	2,10	0,11	0,89		µg/l	42%
cis-1,2-Dichloroethene	<0,06		<0,10		µg/l	•
trans-1,2-Dichloroethene	0,83	0,04			µg/l	

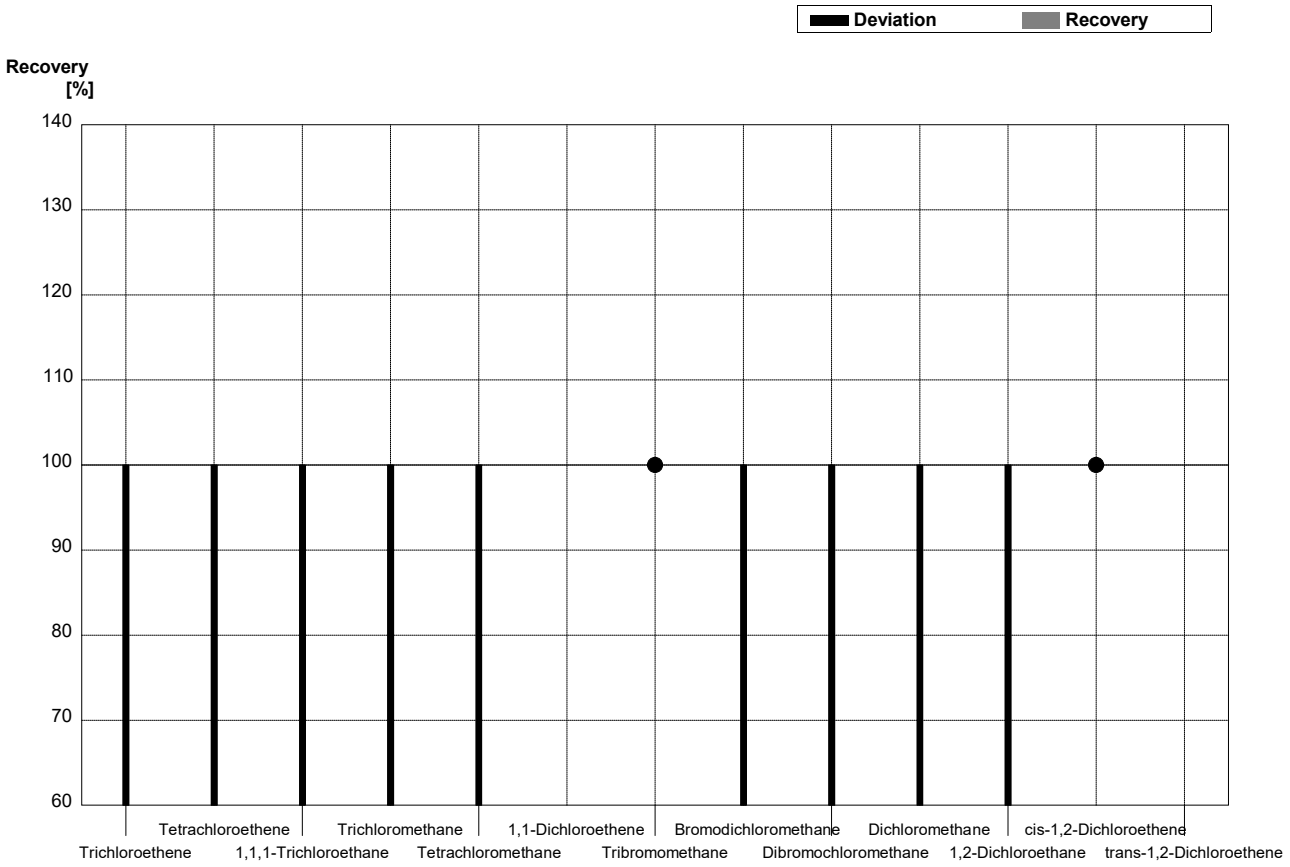

Sample **B-CB07A**
Laboratory **AG**

Parameter	Target value	± U (k=2)	Result	±	Unit	Recovery
MTBE	1,70	0,09	1,43	0,36	µg/L	84%
Benzene	1,88	0,09	2,23	0,56	µg/L	119%
Toluene	1,40	0,07	1,63	0,41	µg/L	116%
Ethylbenzene	3,52	0,18	3,74	0,93	µg/L	106%
m,p-Xylene	1,96	0,10	2,19	0,55	µg/L	112%
o-Xylene	2,56	0,13	2,79	0,70	µg/L	109%

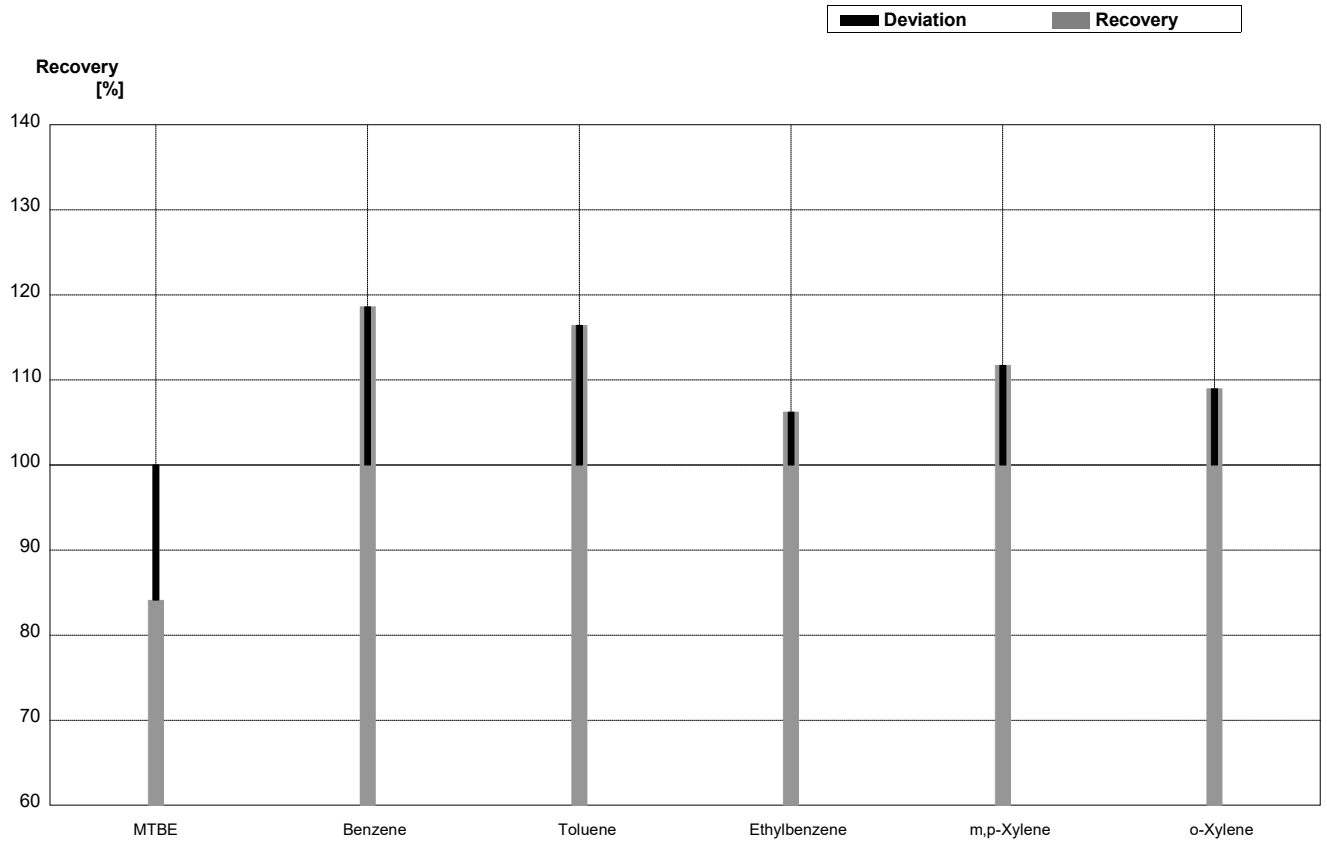

Sample **B-CB07B**
Laboratory **AG**

Parameter	Target value	± U (k=2)	Result	±	Unit	Recovery
MTBE	0,82	0,04	0,66	0,17	µg/L	80%
Benzene	3,34	0,17	4,01	1,00	µg/L	120%
Toluene	3,44	0,17	4,06	1,02	µg/L	118%
Ethylbenzene	0,89	0,04	0,89	0,22	µg/L	100%
m,p-Xylene	0,61	0,03	0,59	0,15	µg/L	97%
o-Xylene	0,54	0,03	0,57	0,14	µg/L	106%

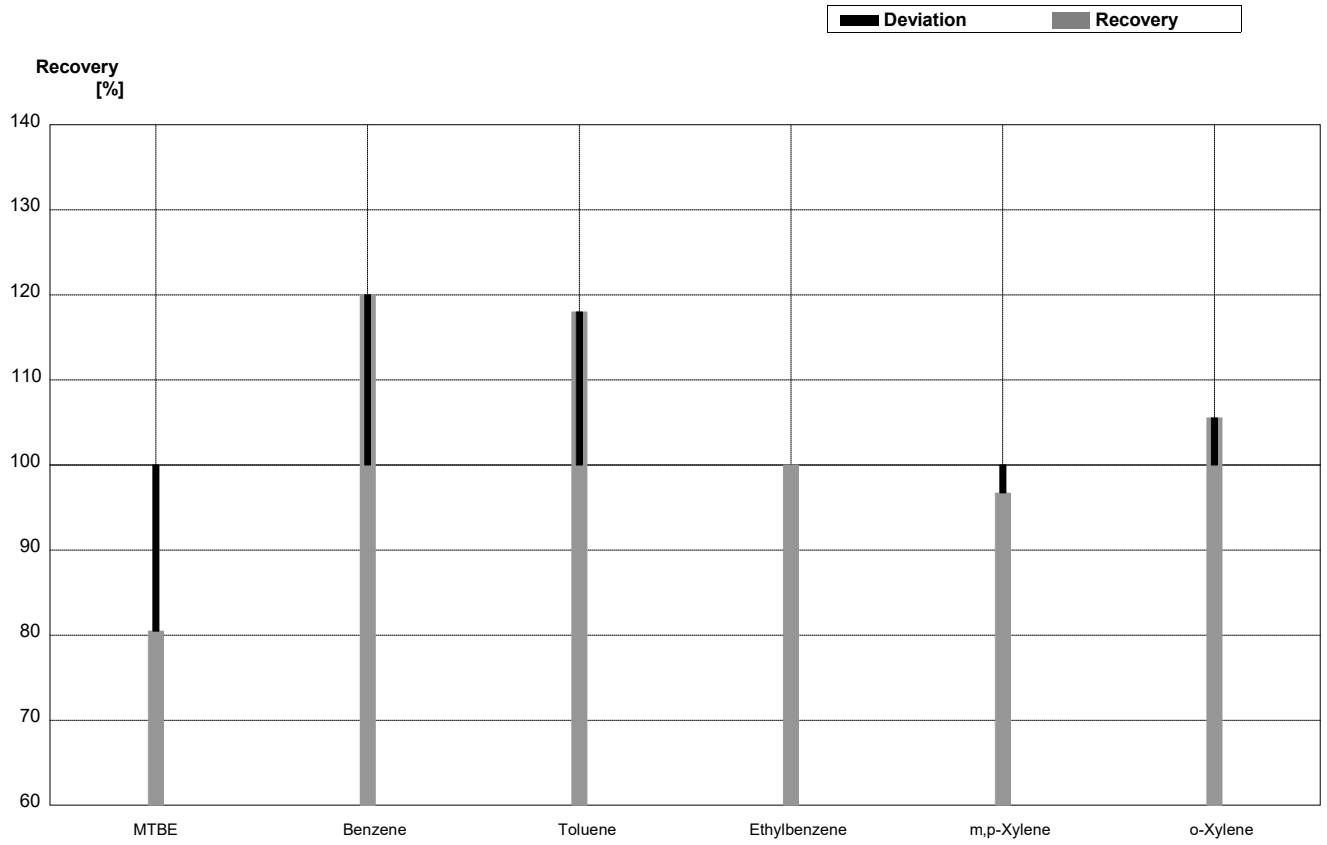

Sample **C-CB07A**
Laboratory **AG**

Parameter	Target value	± U (k=2)	Result	±	Unit	Recovery
Trichloroethene	0,270	0,014	0,290	0,07	µg/l	107%
Tetrachloroethene	0,63	0,03	0,76	0,19	µg/l	121%
1,1,1-Trichloroethane	0,338	0,017	0,400	0,10	µg/l	118%
Trichloromethane	1,01	0,05	1,22	0,30	µg/l	121%
Tetrachloromethane	0,296	0,015	0,330	0,08	µg/l	111%
1,1-Dichloroethene	1,03	0,05	1,47	0,37	µg/l	143%
Tribromomethane	1,18	0,06	1,50	0,38	µg/l	127%
Bromodichloromethane	0,318	0,016	0,360	0,09	µg/l	113%
Dibromochloromethane	1,17	0,06	1,34	0,33	µg/l	115%
Dichloromethane	<0,6		<0,05	0,01	µg/l	•
1,2-Dichloroethane	0,86	0,04	1,05	0,26	µg/l	122%
cis-1,2-Dichloroethene	0,56	0,03	0,70	0,18	µg/l	125%
trans-1,2-Dichloroethene	0,340	0,017	0,480	0,12	µg/l	141%

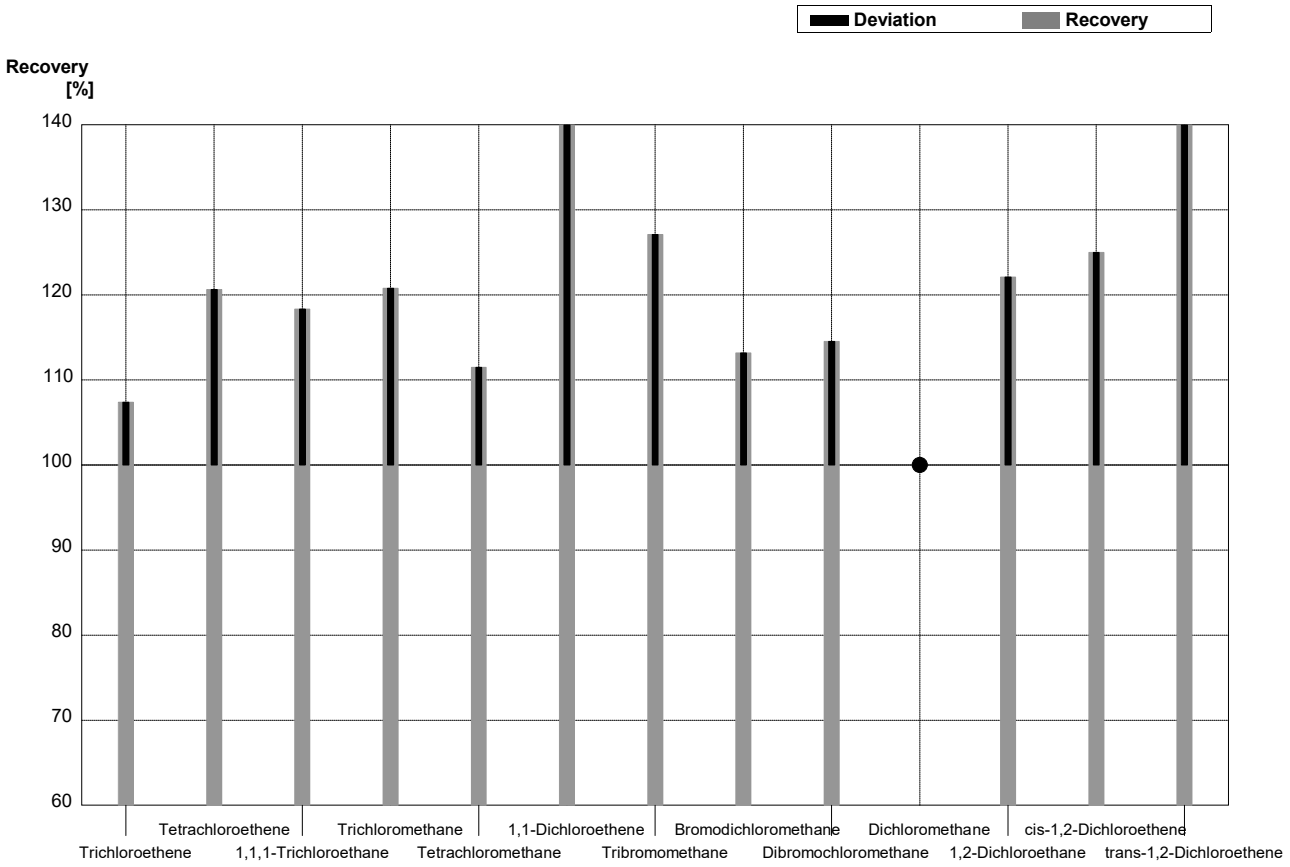

Sample **C-CB07B**
Laboratory **AG**

Parameter	Target value	± U (k=2)	Result	±	Unit	Recovery
Trichloroethene	1,83	0,09	1,94	0,48	µg/l	106%
Tetrachloroethene	3,69	0,18	4,18	1,05	µg/l	113%
1,1,1-Trichloroethane	0,55	0,03	0,67	0,17	µg/l	122%
Trichloromethane	0,444	0,022	0,56	0,14	µg/l	126%
Tetrachloromethane	0,66	0,03	0,73	0,18	µg/l	111%
1,1-Dichloroethene	1,66	0,08	1,98	0,49	µg/l	119%
Tribromomethane	<0,04		<0,05	0,01	µg/l	•
Bromodichloromethane	0,362	0,018	0,460	0,11	µg/l	127%
Dibromochloromethane	1,97	0,10	2,33	0,58	µg/l	118%
Dichloromethane	3,23	0,16	4,22	1,06	µg/l	131%
1,2-Dichloroethane	2,10	0,11	2,65	0,66	µg/l	126%
cis-1,2-Dichloroethene	<0,06		<0,05	0,01	µg/l	•
trans-1,2-Dichloroethene	0,83	0,04	1,11	0,28	µg/l	134%

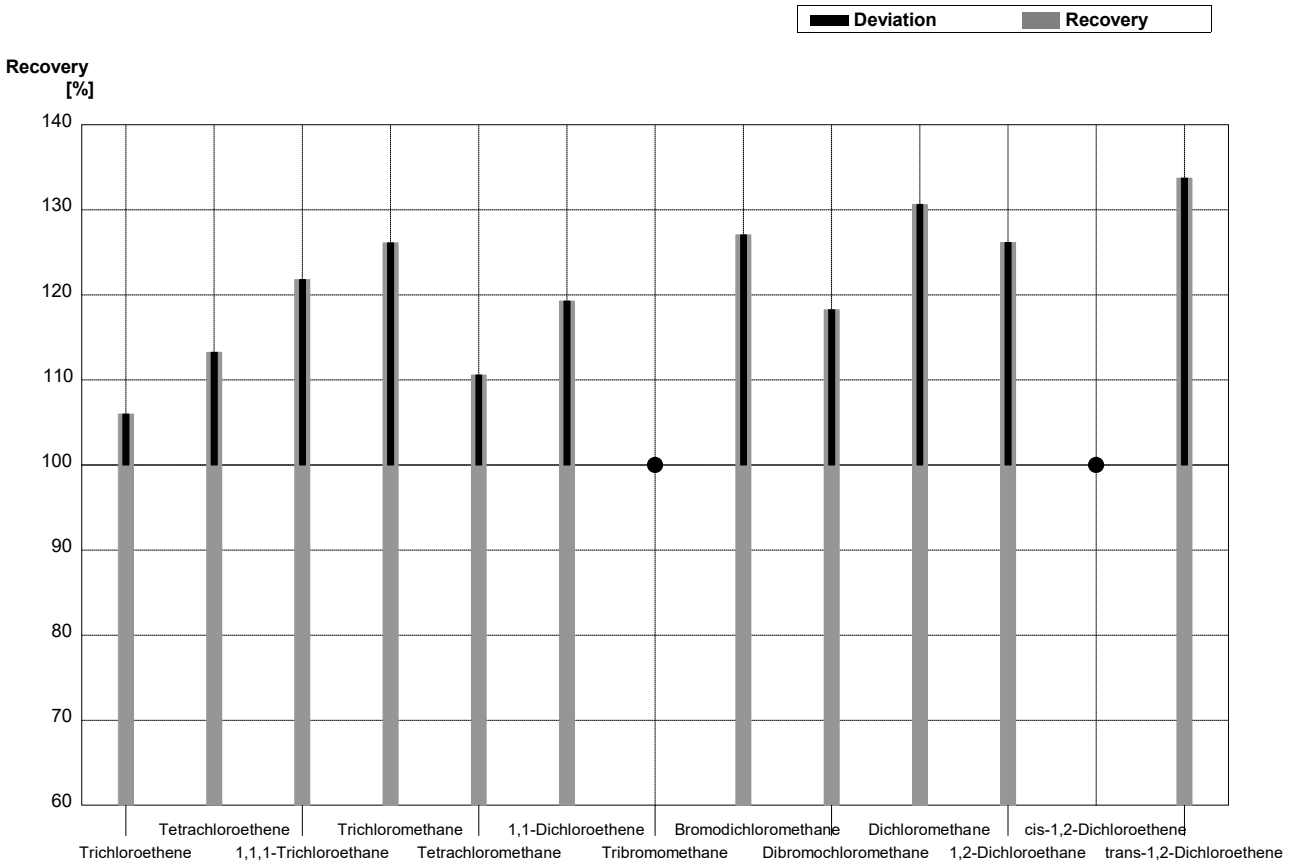

Sample **B-CB07A**
Laboratory **AH**

Parameter	Target value	± U (k=2)	Result	±	Unit	Recovery
MTBE	1,70	0,09	1,401	0,420	µg/L	82%
Benzene	1,88	0,09	1,459	0,219	µg/L	78%
Toluene	1,40	0,07	1,074	0,161	µg/L	77%
Ethylbenzene	3,52	0,18	2,816	0,845	µg/L	80%
m,p-Xylene	1,96	0,10	1,738	0,521	µg/L	89%
o-Xylene	2,56	0,13	2,025	0,607	µg/L	79%

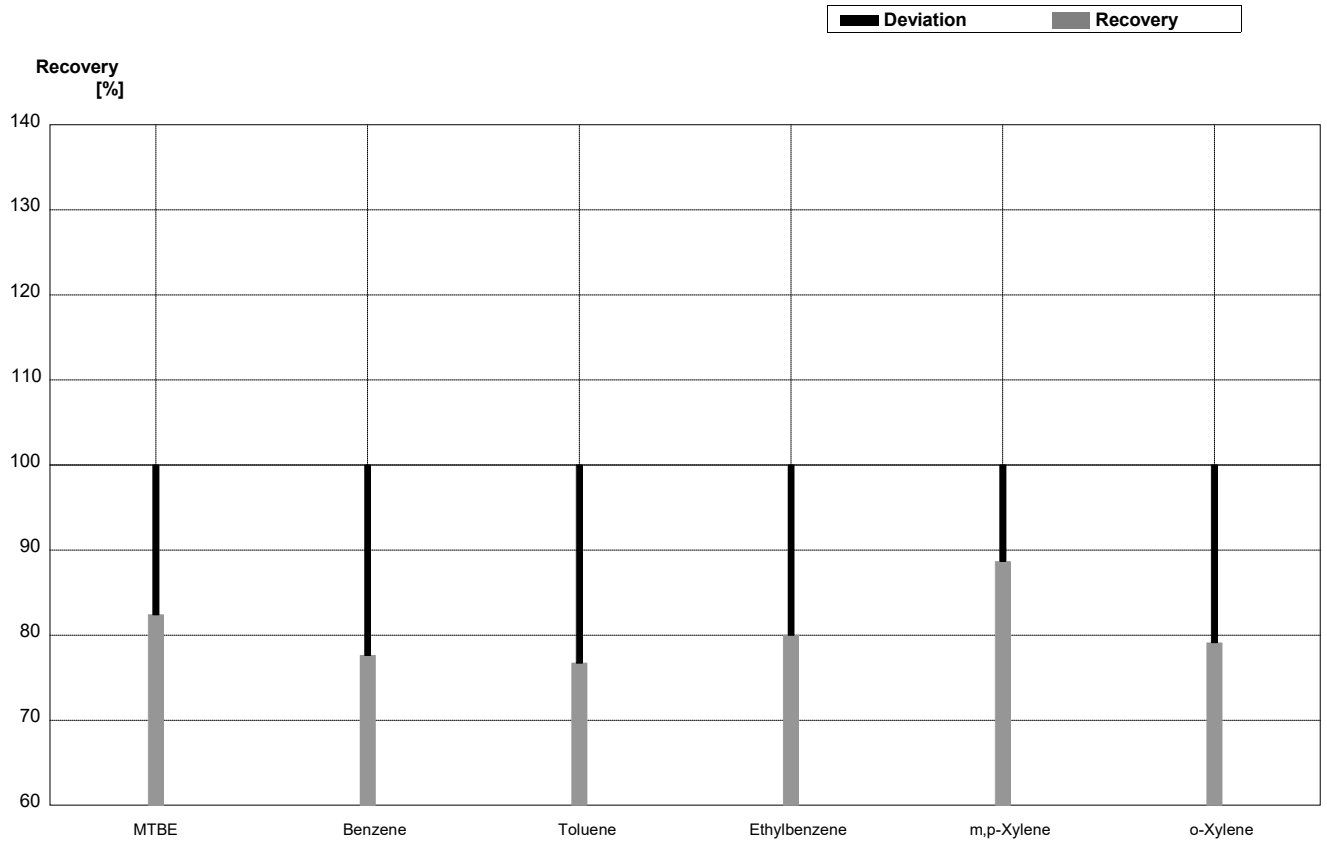

Sample **B-CB07B**
Laboratory **AH**

Parameter	Target value	± U (k=2)	Result	±	Unit	Recovery
MTBE	0,82	0,04	0,765	0,230	µg/L	93%
Benzene	3,34	0,17	2,779	0,417	µg/L	83%
Toluene	3,44	0,17	2,864	0,430	µg/L	83%
Ethylbenzene	0,89	0,04	0,646	0,194	µg/L	73%
m,p-Xylene	0,61	0,03	0,480	0,144	µg/L	79%
o-Xylene	0,54	0,03	0,393	0,118	µg/L	73%

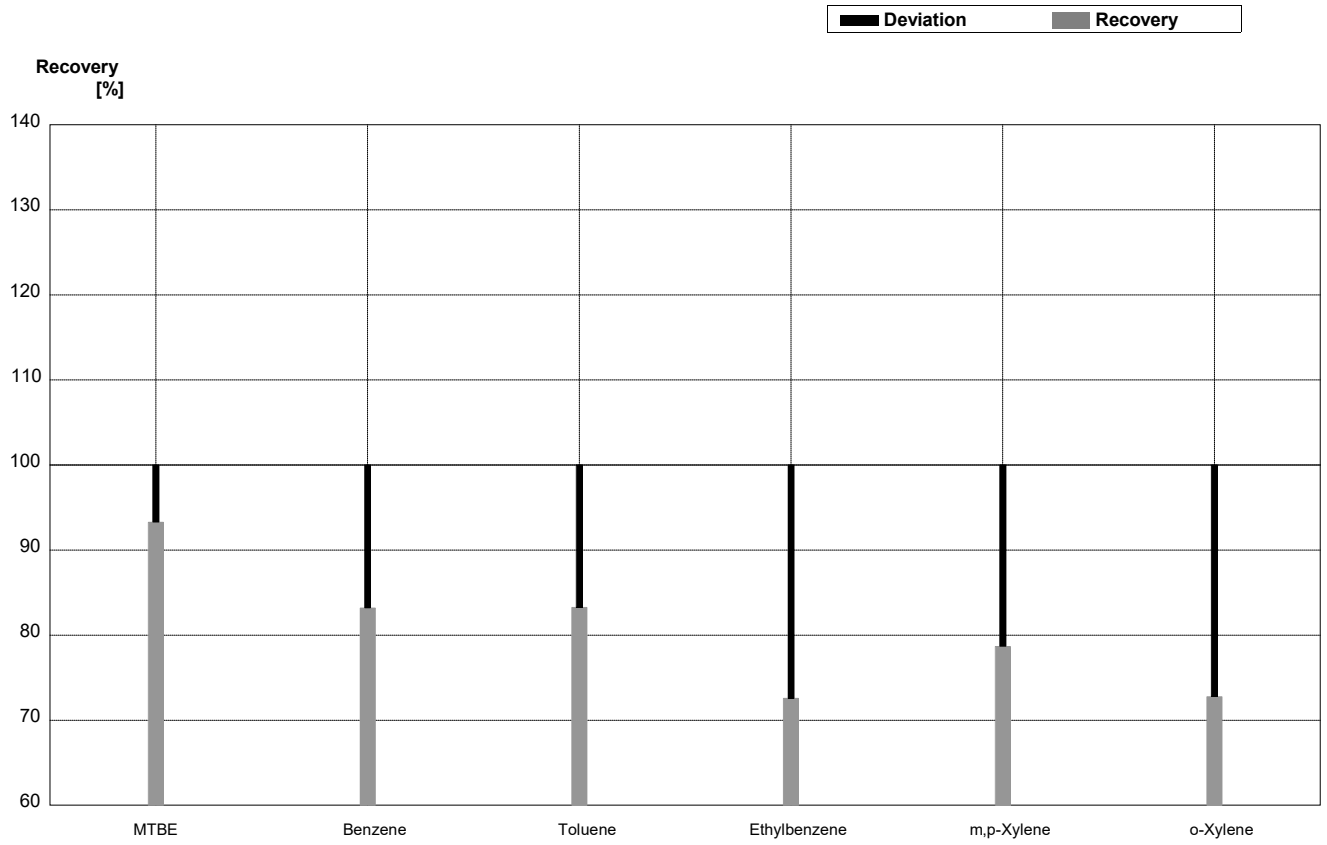

Sample **C-CB07A**
Laboratory **AH**

Parameter	Target value	± U (k=2)	Result	±	Unit	Recovery
Trichloroethene	0,270	0,014	0,210	0,032	µg/l	78%
Tetrachloroethene	0,63	0,03	0,452	0,068	µg/l	72%
1,1,1-Trichloroethane	0,338	0,017	0,272	0,041	µg/l	80%
Trichloromethane	1,01	0,05	0,887	0,133	µg/l	88%
Tetrachloromethane	0,296	0,015	0,209	0,031	µg/l	71%
1,1-Dichloroethene	1,03	0,05	0,884	0,133	µg/l	86%
Tribromomethane	1,18	0,06	1,102	0,331	µg/l	93%
Bromodichloromethane	0,318	0,016	0,283	0,043	µg/l	89%
Dibromochloromethane	1,17	0,06	1,077	0,162	µg/l	92%
Dichloromethane	<0,6		<0,100		µg/l	•
1,2-Dichloroethane	0,86	0,04	0,762	0,114	µg/l	89%
cis-1,2-Dichloroethene	0,56	0,03	0,461	0,138	µg/l	82%
trans-1,2-Dichloroethene	0,340	0,017	0,282	0,085	µg/l	83%

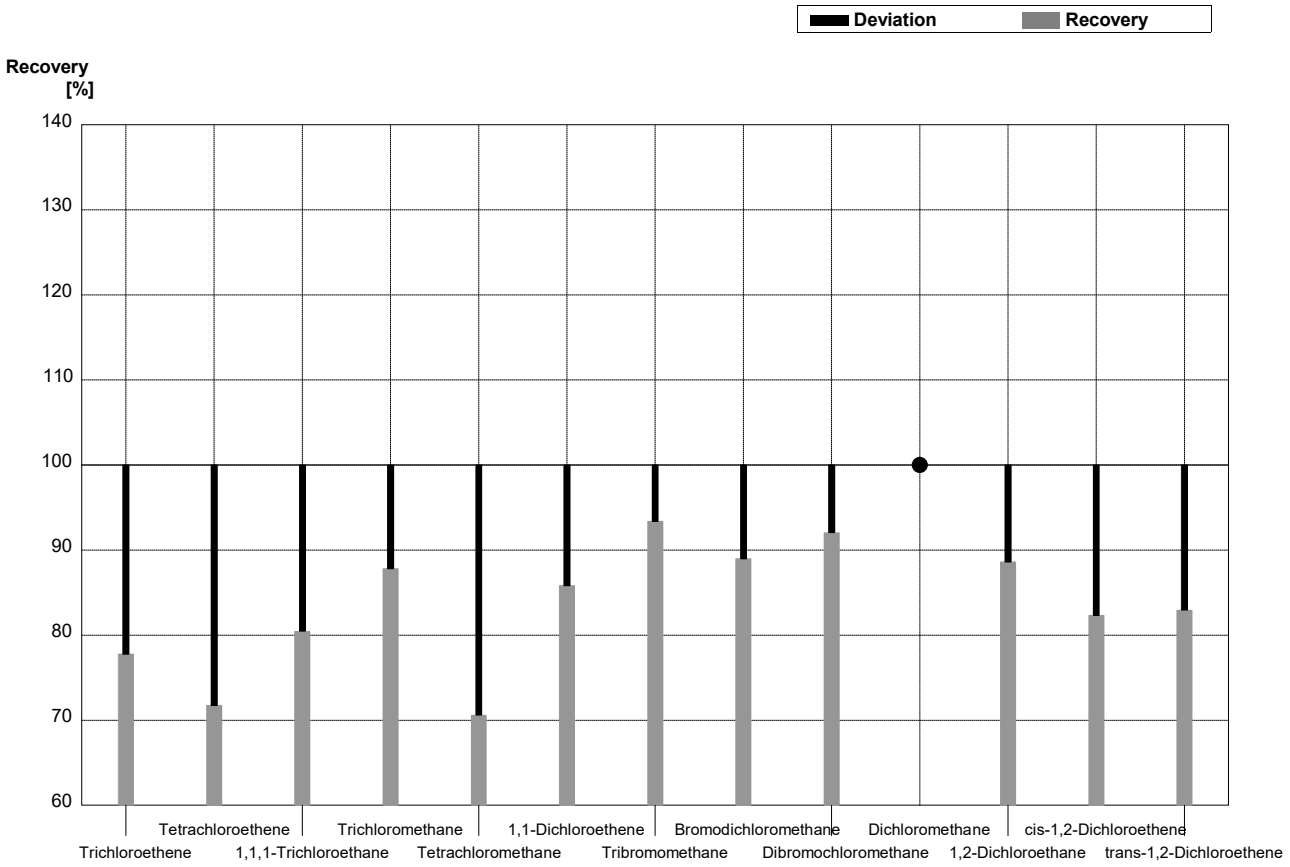

Sample **C-CB07B**
Laboratory **AH**

Parameter	Target value	± U (k=2)	Result	±	Unit	Recovery
Trichloroethene	1,83	0,09	1,456	0,218	µg/l	80%
Tetrachloroethene	3,69	0,18	2,738	0,411	µg/l	74%
1,1,1-Trichloroethane	0,55	0,03	0,455	0,068	µg/l	83%
Trichloromethane	0,444	0,022	0,399	0,060	µg/l	90%
Tetrachloromethane	0,66	0,03	0,480	0,072	µg/l	73%
1,1-Dichloroethene	1,66	0,08	1,342	0,201	µg/l	81%
Tribromomethane	<0,04		<0,100		µg/l	•
Bromodichloromethane	0,362	0,018	0,338	0,051	µg/l	93%
Dibromochloromethane	1,97	0,10	1,872	0,281	µg/l	95%
Dichloromethane	3,23	0,16	2,856	0,428	µg/l	88%
1,2-Dichloroethane	2,10	0,11	1,945	0,292	µg/l	93%
cis-1,2-Dichloroethene	<0,06		<0,100		µg/l	•
trans-1,2-Dichloroethene	0,83	0,04	0,723	0,217	µg/l	87%

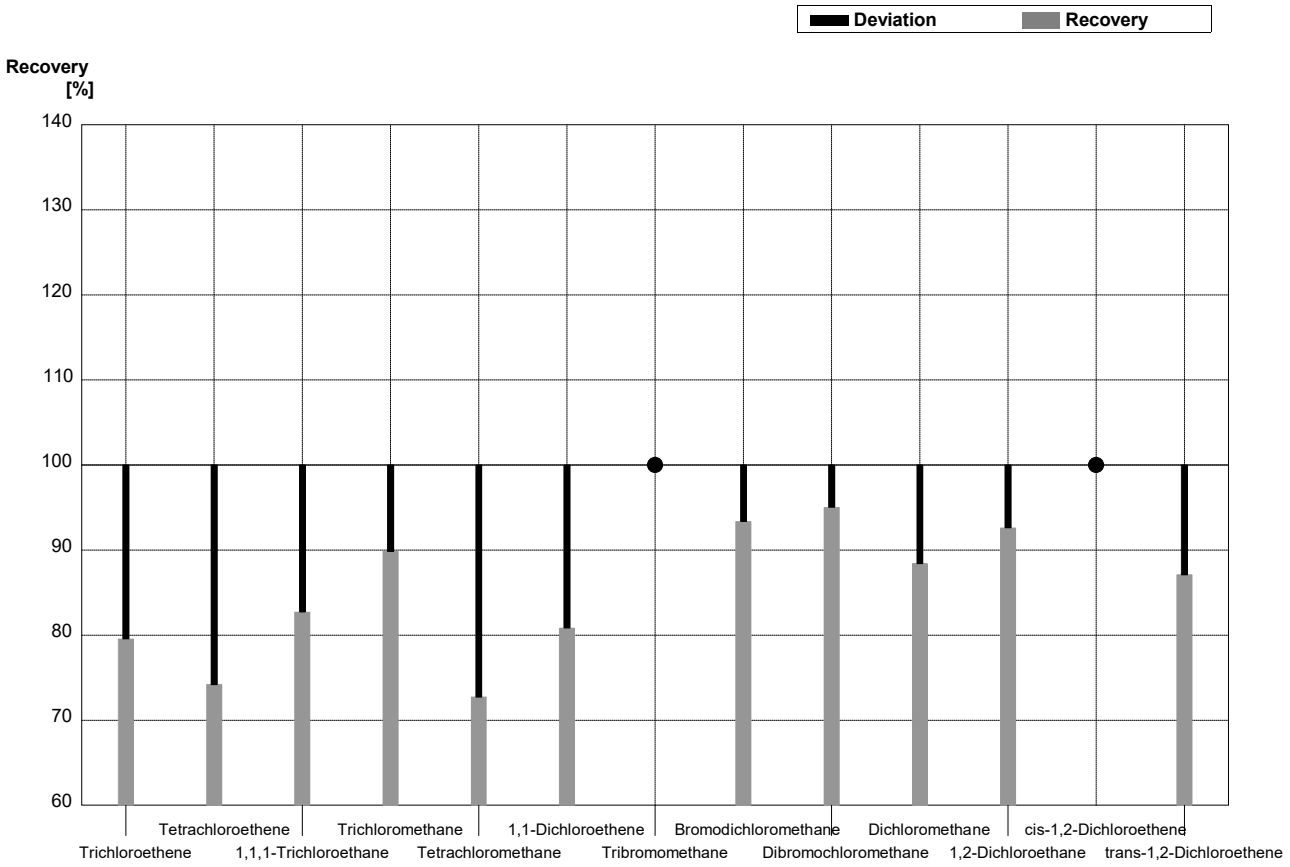

Sample **C-CB07A**
Laboratory **AI**

Parameter	Target value	± U (k=2)	Result	±	Unit	Recovery
Trichloroethene	0,270	0,014	0,267	0,040	µg/l	99%
Tetrachloroethene	0,63	0,03	0,587	0,088	µg/l	93%
1,1,1-Trichloroethane	0,338	0,017	0,339	0,051	µg/l	100%
Trichloromethane	1,01	0,05	1,11	0,17	µg/l	110%
Tetrachloromethane	0,296	0,015	0,306	0,046	µg/l	103%
1,1-Dichloroethene	1,03	0,05	1,11	0,17	µg/l	108%
Tribromomethane	1,18	0,06	1,31	0,20	µg/l	111%
Bromodichloromethane	0,318	0,016	0,315	0,047	µg/l	99%
Dibromochloromethane	1,17	0,06	1,17	0,18	µg/l	100%
Dichloromethane	<0,6		<0,5		µg/l	•
1,2-Dichloroethane	0,86	0,04	0,823	0,123	µg/l	96%
cis-1,2-Dichloroethene	0,56	0,03	0,481	0,072	µg/l	86%
trans-1,2-Dichloroethene	0,340	0,017	<0,5		µg/l	•

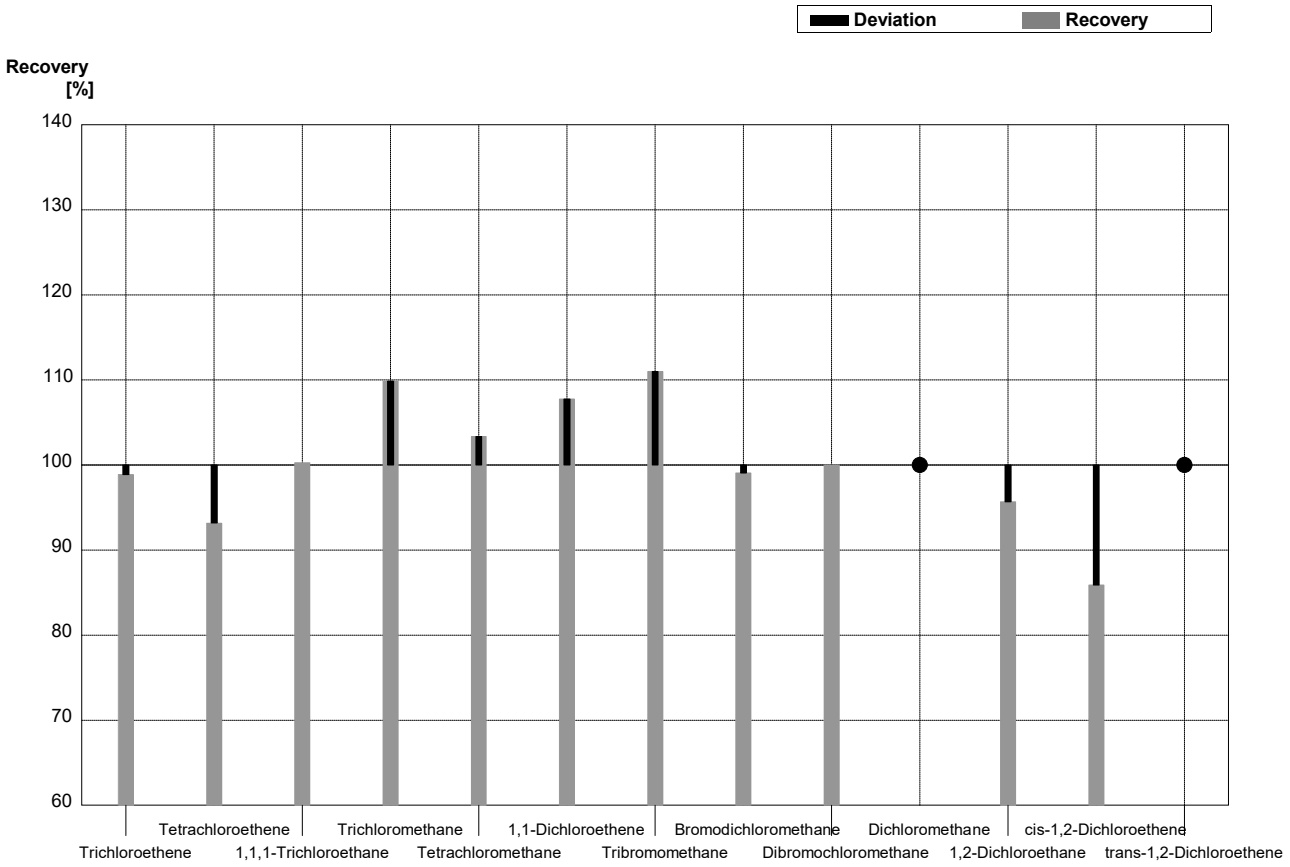

Sample **C-CB07B**
Laboratory **AI**

Parameter	Target value	± U (k=2)	Result	±	Unit	Recovery
Trichloroethene	1,83	0,09	1,76	0,26	µg/l	96%
Tetrachloroethene	3,69	0,18	3,52	0,53	µg/l	95%
1,1,1-Trichloroethane	0,55	0,03	0,548	0,082	µg/l	100%
Trichloromethane	0,444	0,022	0,478	0,072	µg/l	108%
Tetrachloromethane	0,66	0,03	0,636	0,095	µg/l	96%
1,1-Dichloroethene	1,66	0,08	1,91	0,29	µg/l	115%
Tribromomethane	<0,04		<0,1		µg/l	•
Bromodichloromethane	0,362	0,018	0,368	0,055	µg/l	102%
Dibromochloromethane	1,97	0,10	1,97	0,30	µg/l	100%
Dichloromethane	3,23	0,16	3,38	0,51	µg/l	105%
1,2-Dichloroethane	2,10	0,11	2,12	0,32	µg/l	101%
cis-1,2-Dichloroethene	<0,06		<0,5		µg/l	•
trans-1,2-Dichloroethene	0,83	0,04	0,801	0,120	µg/l	97%

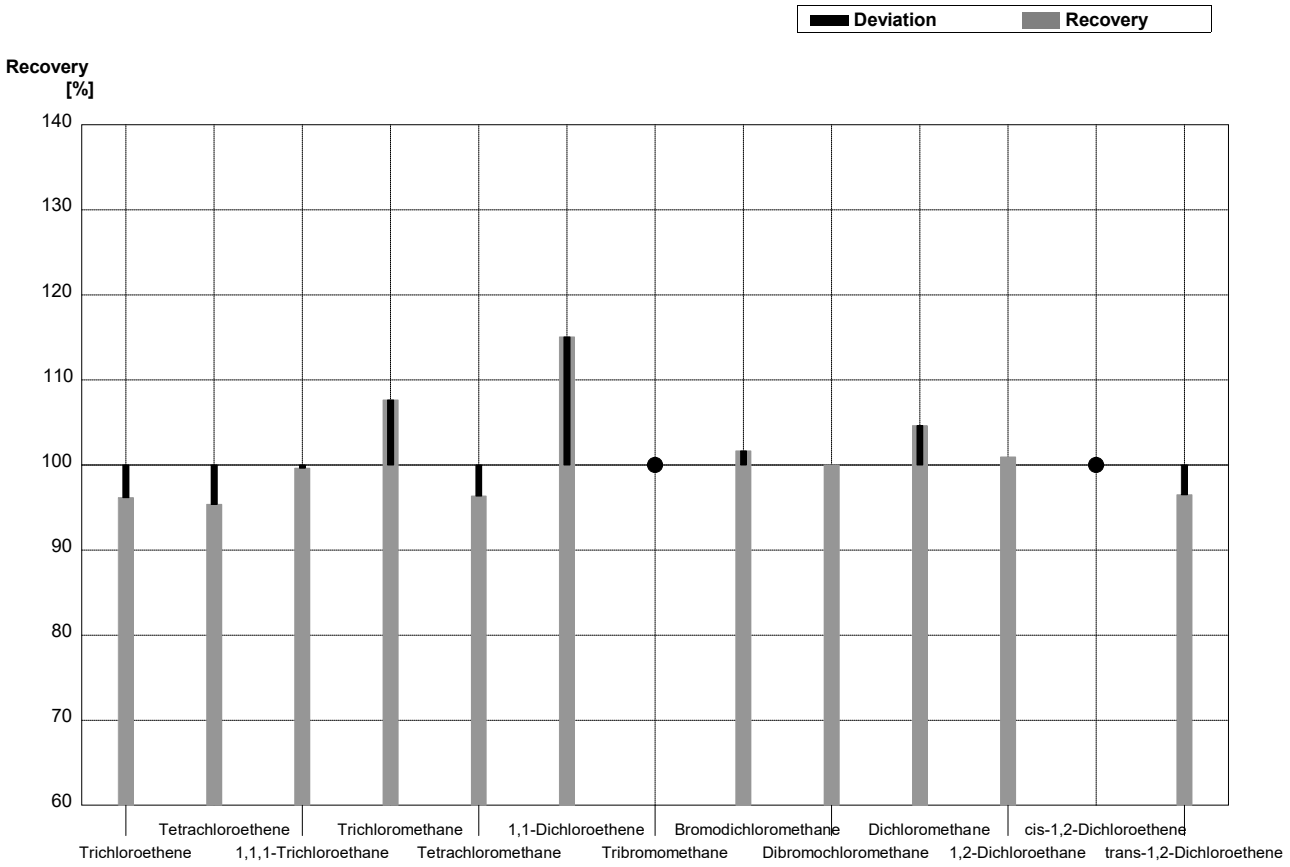

Sample **C-CB07A**
Laboratory **AJ**

Parameter	Target value	± U (k=2)	Result	±	Unit	Recovery
Trichloroethene	0,270	0,014	0,218	0,065	µg/l	81%
Tetrachloroethene	0,63	0,03	0,471	0,141	µg/l	75%
1,1,1-Trichloroethane	0,338	0,017	0,294	0,088	µg/l	87%
Trichloromethane	1,01	0,05	1,26	0,38	µg/l	125%
Tetrachloromethane	0,296	0,015	0,303	0,091	µg/l	102%
1,1-Dichloroethene	1,03	0,05	1,57	0,47	µg/l	152%
Tribromomethane	1,18	0,06	1,01	0,30	µg/l	86%
Bromodichloromethane	0,318	0,016	0,290	0,087	µg/l	91%
Dibromochloromethane	1,17	0,06	1,08	0,32	µg/l	92%
Dichloromethane	<0,6		<0,1		µg/l	•
1,2-Dichloroethane	0,86	0,04	1,04	0,31	µg/l	121%
cis-1,2-Dichloroethene	0,56	0,03	0,458	0,137	µg/l	82%
trans-1,2-Dichloroethene	0,340	0,017	0,298	0,090	µg/l	88%

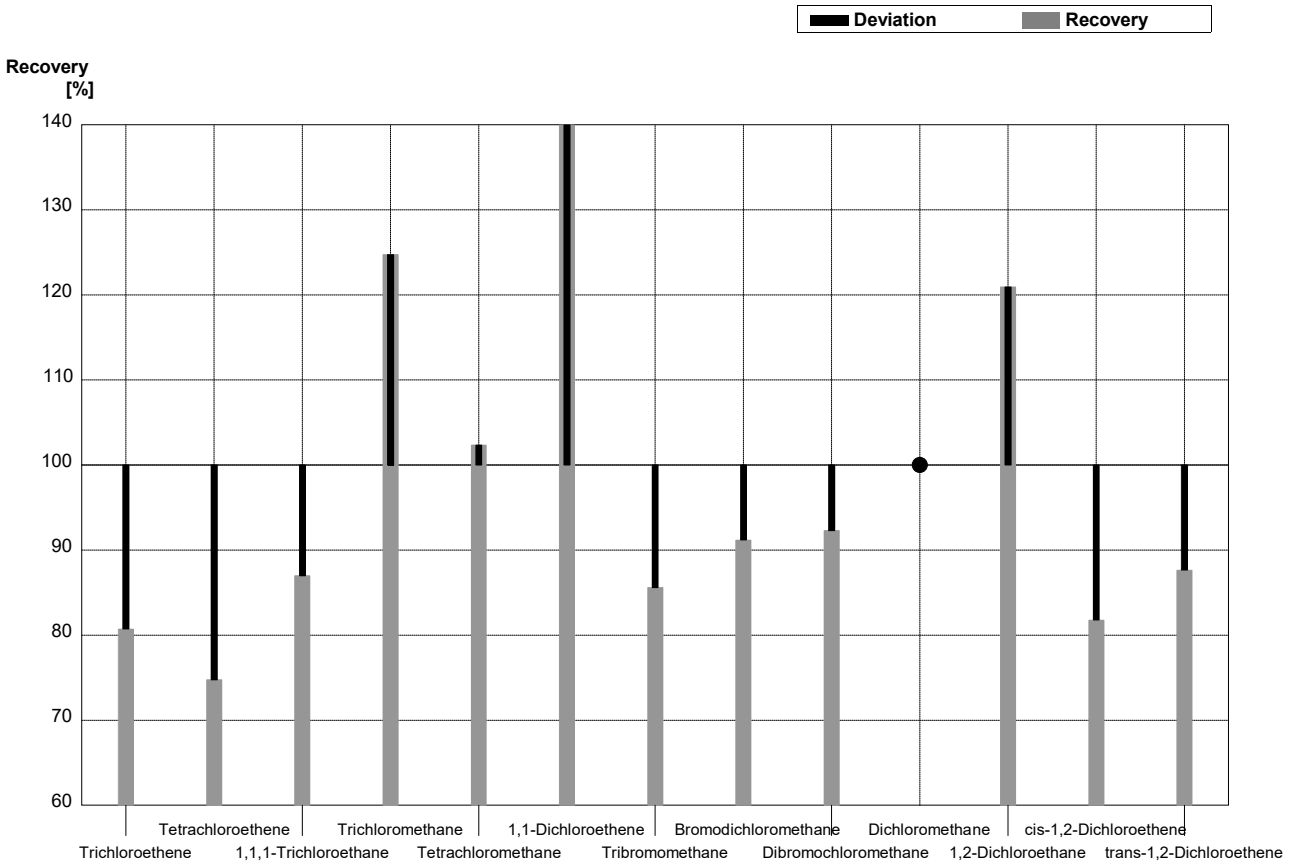

Sample **C-CB07B**
Laboratory **AJ**

Parameter	Target value	± U (k=2)	Result	±	Unit	Recovery
Trichloroethene	1,83	0,09	1,79	0,54	µg/l	98%
Tetrachloroethene	3,69	0,18	3,39	1,02	µg/l	92%
1,1,1-Trichloroethane	0,55	0,03	0,487	0,146	µg/l	89%
Trichloromethane	0,444	0,022	0,433	0,130	µg/l	98%
Tetrachloromethane	0,66	0,03	0,748	0,224	µg/l	113%
1,1-Dichloroethene	1,66	0,08	3,45	1,03	µg/l	208%
Tribromomethane	<0,04		<0,1		µg/l	•
Bromodichloromethane	0,362	0,018	0,353	0,106	µg/l	98%
Dibromochloromethane	1,97	0,10	1,81	0,54	µg/l	92%
Dichloromethane	3,23	0,16	6,23	1,87	µg/l	193%
1,2-Dichloroethane	2,10	0,11	2,72	0,82	µg/l	130%
cis-1,2-Dichloroethene	<0,06		<0,1		µg/l	•
trans-1,2-Dichloroethene	0,83	0,04	1,19	0,36	µg/l	143%

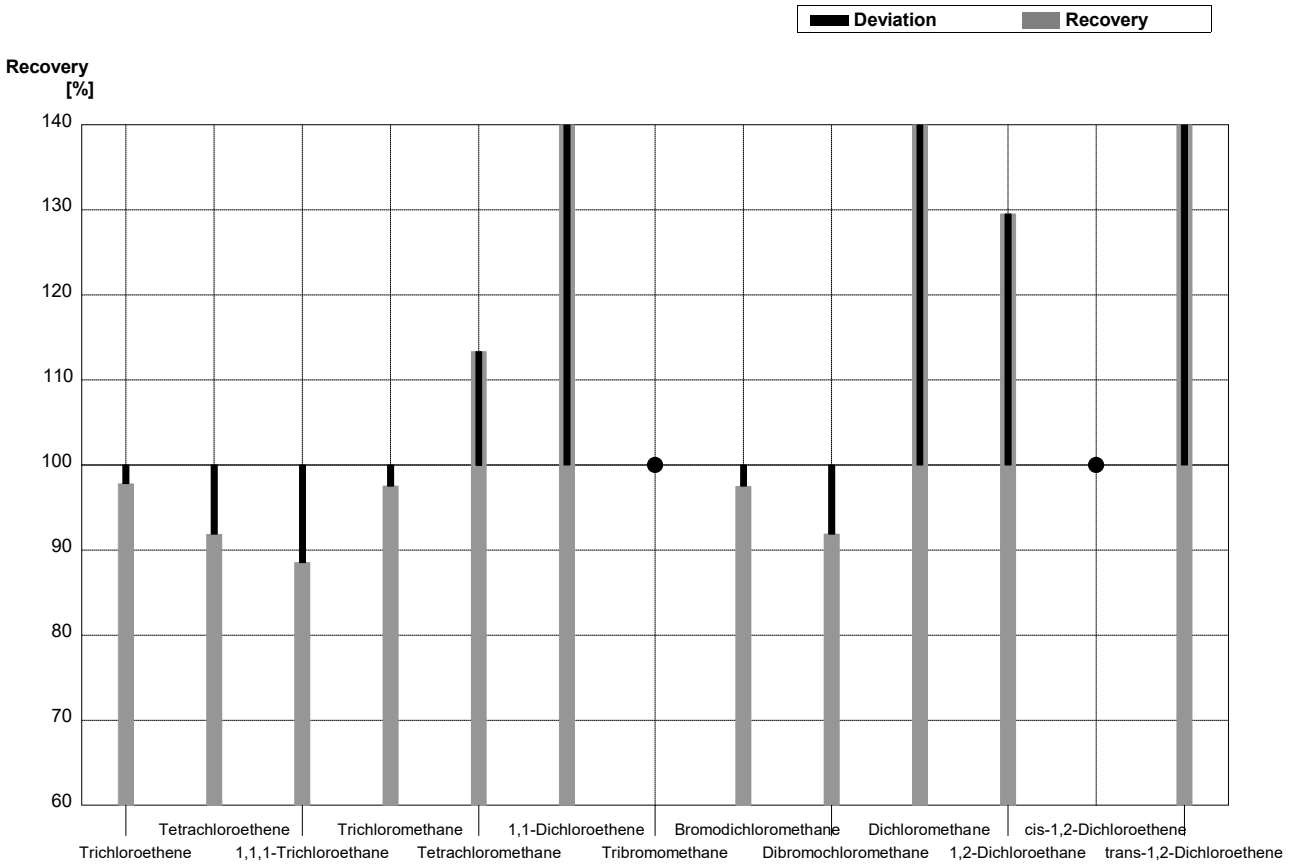

Sample **C-CB07A**
Laboratory **AK**

Parameter	Target value	± U (k=2)	Result	±	Unit	Recovery
Trichloroethene	0,270	0,014	0,119	0,02	µg/l	44%
Tetrachloroethene	0,63	0,03	0,53	0,11	µg/l	84%
1,1,1-Trichloroethane	0,338	0,017	0,352	0,07	µg/l	104%
Trichloromethane	1,01	0,05	1,07	0,21	µg/l	106%
Tetrachloromethane	0,296	0,015	0,163	0,03	µg/l	55%
1,1-Dichloroethene	1,03	0,05	1,586	0,32	µg/l	154%
Tribromomethane	1,18	0,06	0,98	0,2	µg/l	83%
Bromodichloromethane	0,318	0,016	0,142	0,03	µg/l	45%
Dibromochloromethane	1,17	0,06	1,01	0,20	µg/l	86%
Dichloromethane	<0,6		<ng		µg/l	
1,2-Dichloroethane	0,86	0,04	0,75	0,15	µg/l	87%
cis-1,2-Dichloroethene	0,56	0,03	0,493	0,1	µg/l	88%
trans-1,2-Dichloroethene	0,340	0,017	0,444	0,09	µg/l	131%

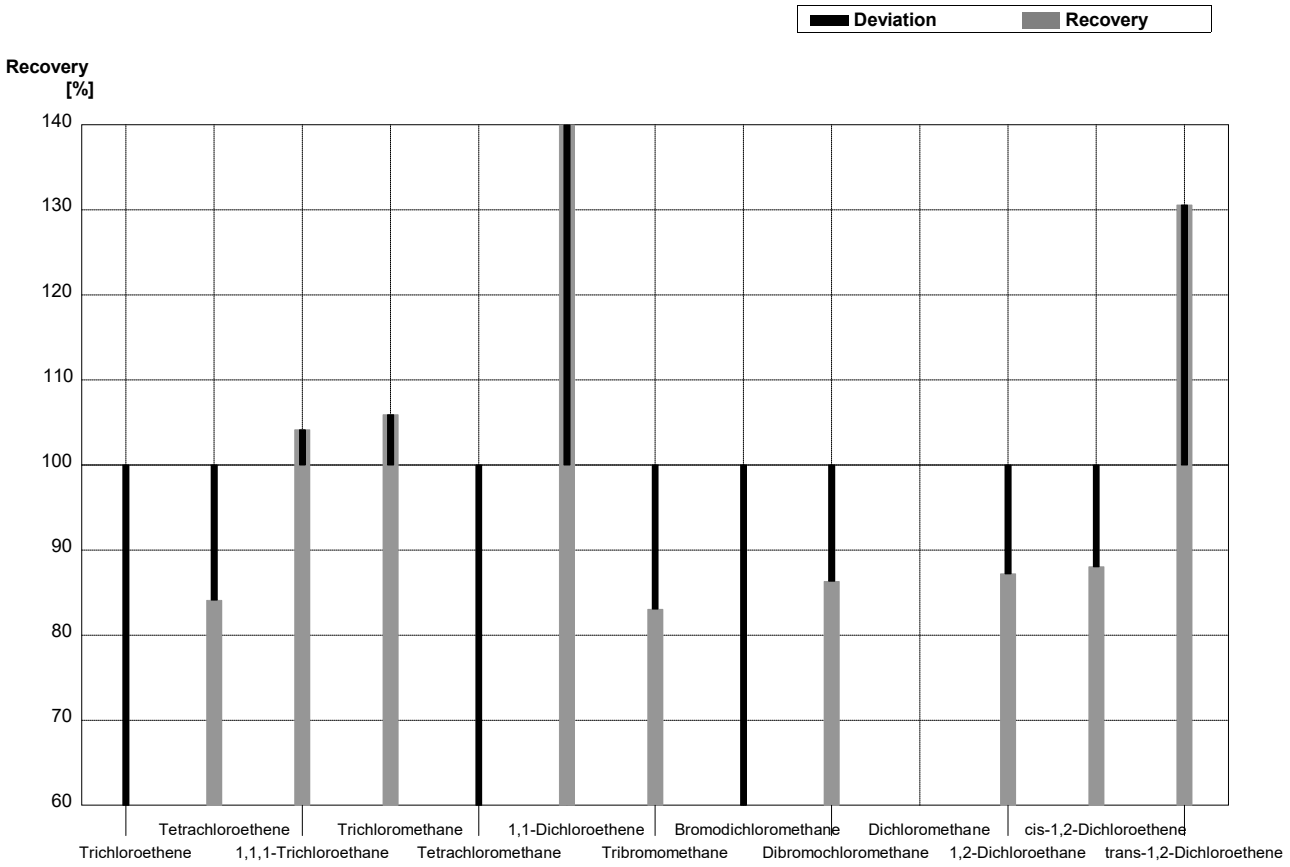

Sample **C-CB07B**
Laboratory **AK**

Parameter	Target value	± U (k=2)	Result	±	Unit	Recovery
Trichloroethene	1,83	0,09	2,10	0,42	µg/l	115%
Tetrachloroethene	3,69	0,18	4,88	0,98	µg/l	132%
1,1,1-Trichloroethane	0,55	0,03	0,67	0,13	µg/l	122%
Trichloromethane	0,444	0,022	0,422	0,08	µg/l	95%
Tetrachloromethane	0,66	0,03	0,71	0,14	µg/l	108%
1,1-Dichloroethene	1,66	0,08	3,06	0,61	µg/l	184%
Tribromomethane	<0,04		<ng		µg/l	
Bromodichloromethane	0,362	0,018	0,222	0,04	µg/l	61%
Dibromochloromethane	1,97	0,10	1,80	0,36	µg/l	91%
Dichloromethane	3,23	0,16	2,88	0,58	µg/l	89%
1,2-Dichloroethane	2,10	0,11	1,74	0,35	µg/l	83%
cis-1,2-Dichloroethene	<0,06		<ng		µg/l	
trans-1,2-Dichloroethene	0,83	0,04	1,13	0,23	µg/l	136%

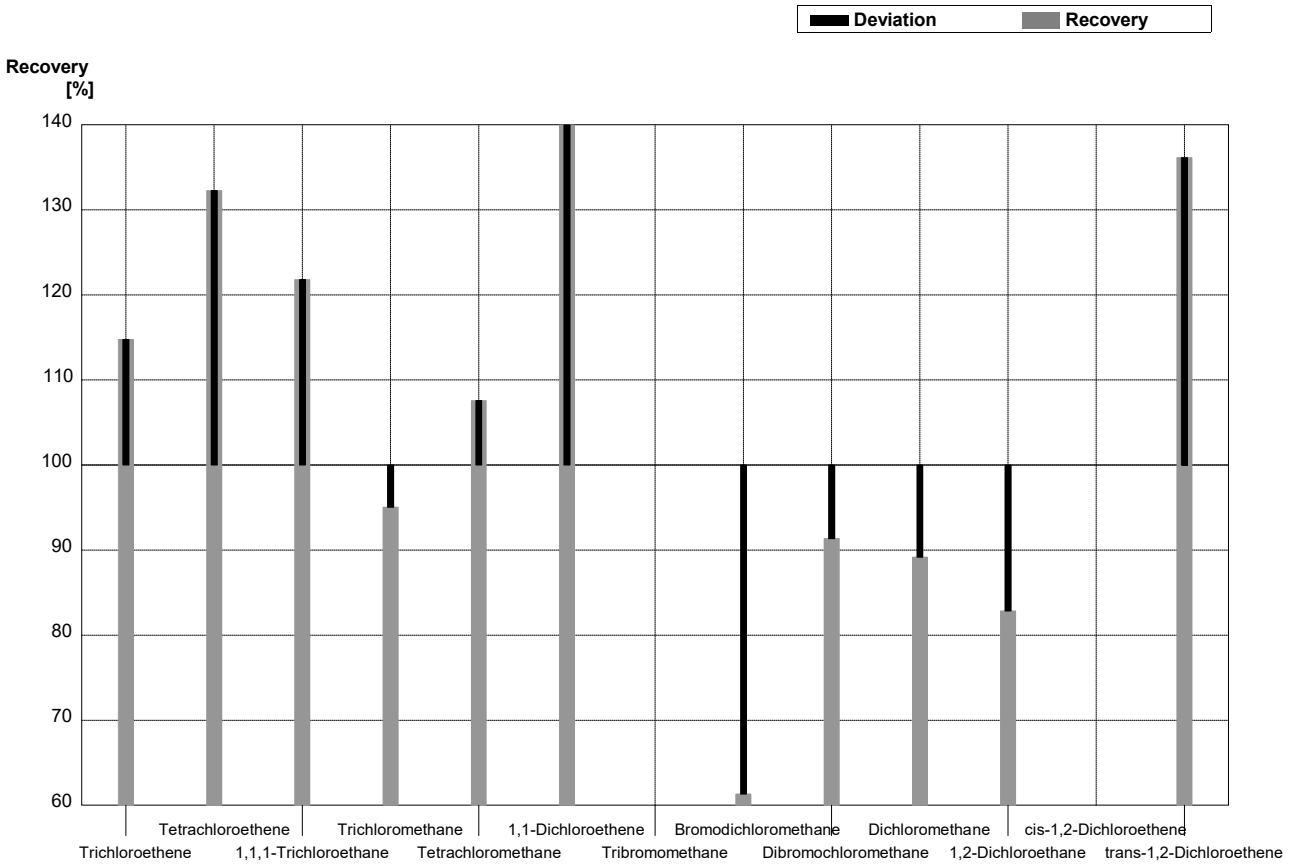

Sample **C-CB07A**
Laboratory **AL**

Parameter	Target value	± U (k=2)	Result	±	Unit	Recovery
Trichloroethene	0,270	0,014	0,236	0,047	µg/l	87%
Tetrachloroethene	0,63	0,03	0,578	0,295	µg/l	92%
1,1,1-Trichloroethane	0,338	0,017	0,313	0,063	µg/l	93%
Trichloromethane	1,01	0,05	0,994	0,199	µg/l	98%
Tetrachloromethane	0,296	0,015	0,275	0,052	µg/l	93%
1,1-Dichloroethene	1,03	0,05	1,162	0,616	µg/l	113%
Tribromomethane	1,18	0,06	1,063	0,234	µg/l	90%
Bromodichloromethane	0,318	0,016	0,304	0,061	µg/l	96%
Dibromochloromethane	1,17	0,06	1,102	0,220	µg/l	94%
Dichloromethane	<0,6		<0,015		µg/l	•
1,2-Dichloroethane	0,86	0,04	0,823	0,181	µg/l	96%
cis-1,2-Dichloroethene	0,56	0,03	0,512	0,108	µg/l	91%
trans-1,2-Dichloroethene	0,340	0,017	0,326	0,069	µg/l	96%

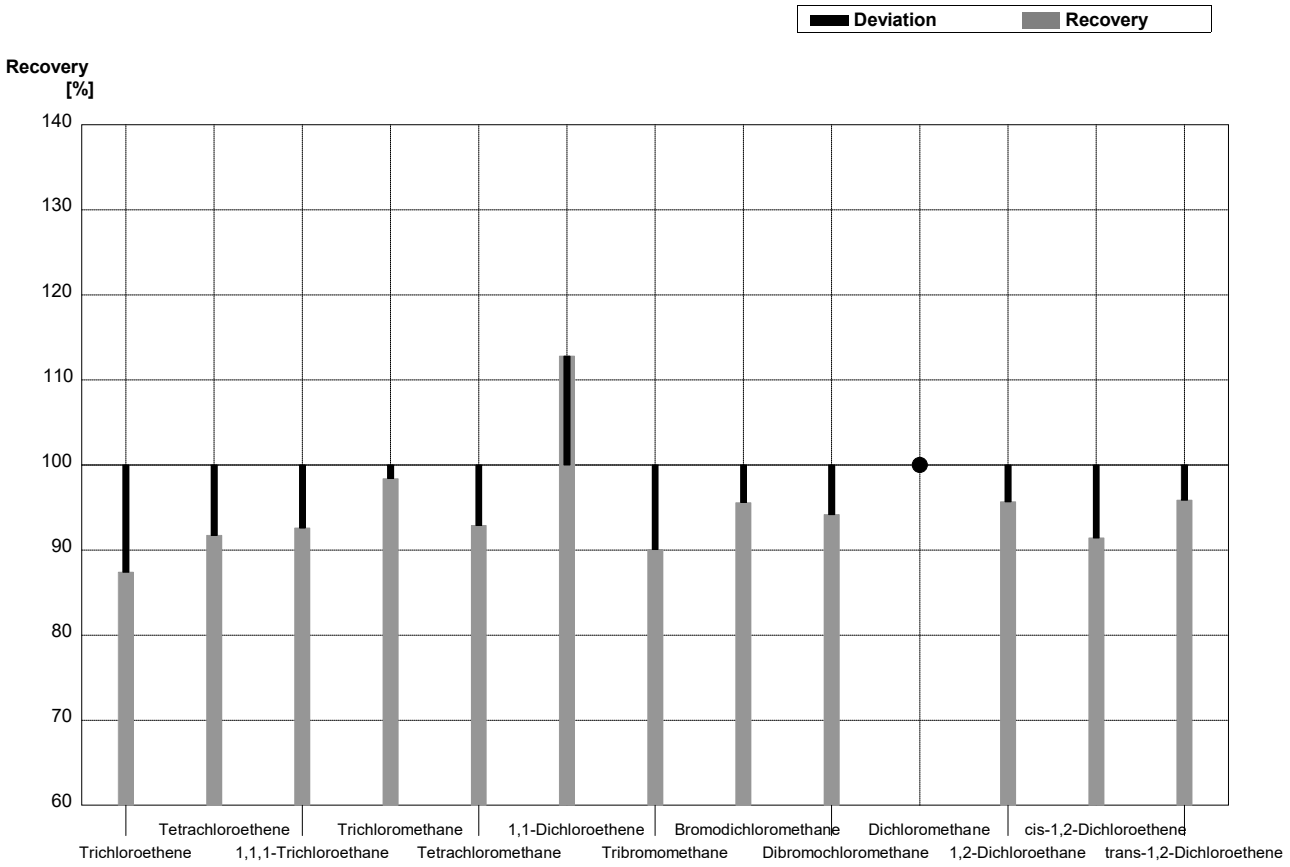

Sample **C-CB07B**
Laboratory **AL**

Parameter	Target value	± U (k=2)	Result	±	Unit	Recovery
Trichloroethene	1,83	0,09	1,575	0,315	µg/l	86%
Tetrachloroethene	3,69	0,18	3,694	1,884	µg/l	100%
1,1,1-Trichloroethane	0,55	0,03	0,527	0,105	µg/l	96%
Trichloromethane	0,444	0,022	0,452	0,090	µg/l	102%
Tetrachloromethane	0,66	0,03	0,603	0,115	µg/l	91%
1,1-Dichloroethene	1,66	0,08	1,955	1,036	µg/l	118%
Tribromomethane	<0,04		<0,015		µg/l	•
Bromodichloromethane	0,362	0,018	0,353	0,071	µg/l	98%
Dibromochloromethane	1,97	0,10	1,912	0,382	µg/l	97%
Dichloromethane	3,23	0,16	3,459	0,830	µg/l	107%
1,2-Dichloroethane	2,10	0,11	2,048	0,451	µg/l	98%
cis-1,2-Dichloroethene	<0,06		<0,015		µg/l	•
trans-1,2-Dichloroethene	0,83	0,04	0,836	0,175	µg/l	101%

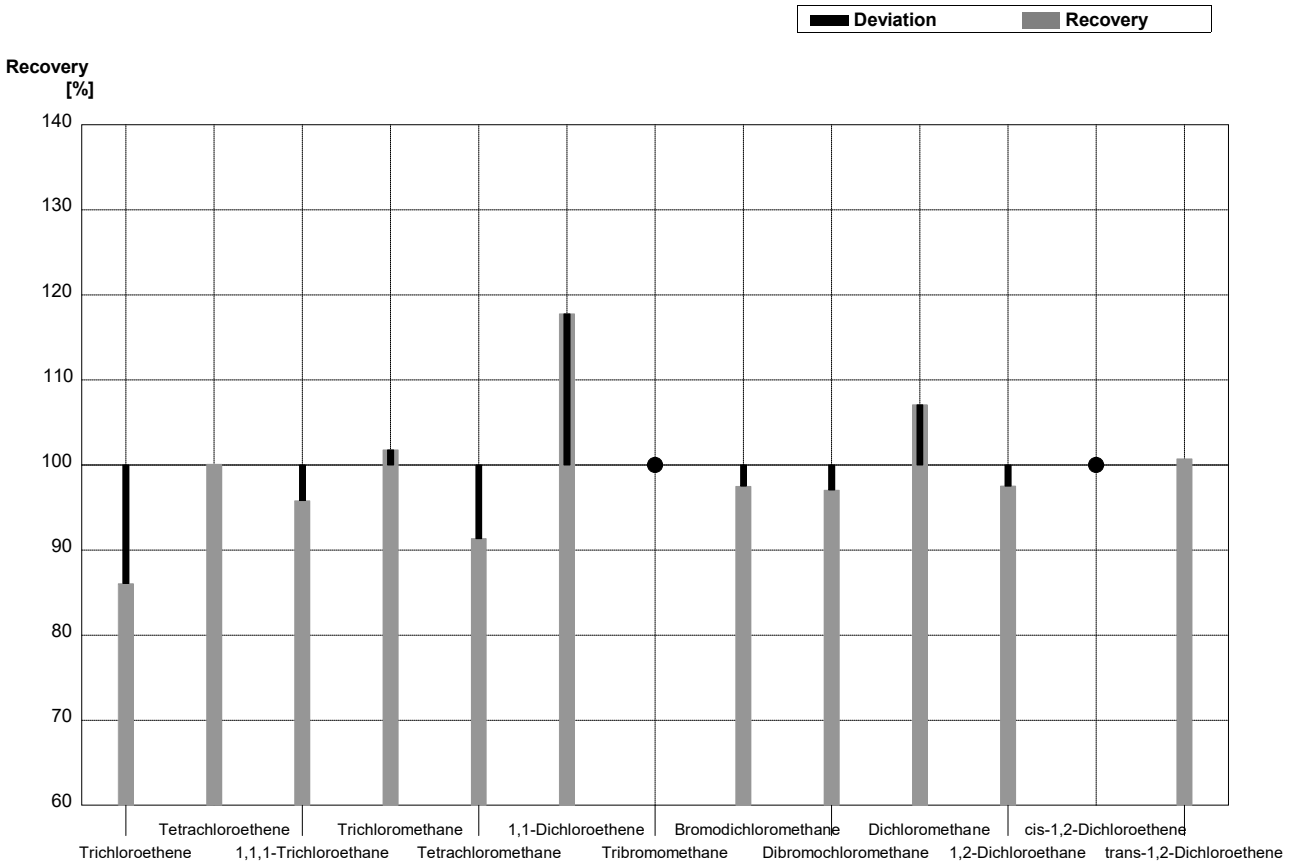

Sample **C-CB07A**
Laboratory **AM**

Parameter	Target value	± U (k=2)	Result	±	Unit	Recovery
Trichloroethene	0,270	0,014	0,300	0,100	µg/l	111%
Tetrachloroethene	0,63	0,03	0,60	0,200	µg/l	95%
1,1,1-Trichloroethane	0,338	0,017	0,400	0,06	µg/l	118%
Trichloromethane	1,01	0,05	0,90	0,22	µg/l	89%
Tetrachloromethane	0,296	0,015	0,300	0,100	µg/l	101%
1,1-Dichloroethene	1,03	0,05	1,10	0,500	µg/l	107%
Tribromomethane	1,18	0,06	1,20	0,30	µg/l	102%
Bromodichloromethane	0,318	0,016	0,300	0,08	µg/l	94%
Dibromochloromethane	1,17	0,06	1,00	0,25	µg/l	85%
Dichloromethane	<0,6		<1,5		µg/l	•
1,2-Dichloroethane	0,86	0,04	0,80	0,34	µg/l	93%
cis-1,2-Dichloroethene	0,56	0,03	0,60		µg/l	107%
trans-1,2-Dichloroethene	0,340	0,017	0,400		µg/l	118%

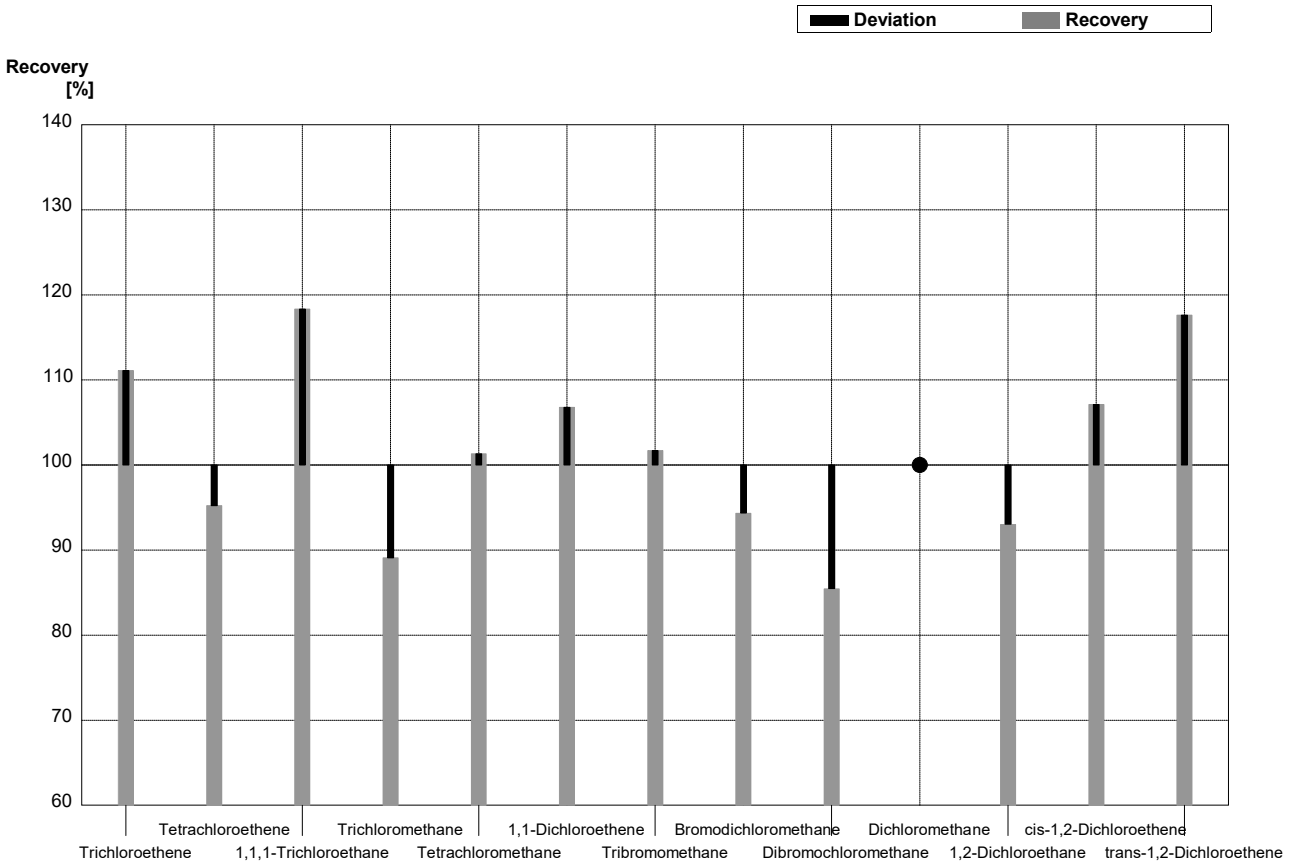

Sample **C-CB07B**
Laboratory **AM**

Parameter	Target value	± U (k=2)	Result	±	Unit	Recovery
Trichloroethene	1,83	0,09	1,90	0,100	µg/l	104%
Tetrachloroethene	3,69	0,18	<0,34		µg/l	FN
1,1,1-Trichloroethane	0,55	0,03	0,600	0,09	µg/l	109%
Trichloromethane	0,444	0,022	0,500	0,13	µg/l	113%
Tetrachloromethane	0,66	0,03	0,70	0,210	µg/l	106%
1,1-Dichloroethene	1,66	0,08	1,90	0,800	µg/l	114%
Tribromomethane	<0,04		<0,72		µg/l	•
Bromodichloromethane	0,362	0,018	0,400	0,100	µg/l	110%
Dibromochloromethane	1,97	0,10	1,80	0,45	µg/l	91%
Dichloromethane	3,23	0,16	3,20	0,8	µg/l	99%
1,2-Dichloroethane	2,10	0,11	2,10	0,88	µg/l	100%
cis-1,2-Dichloroethene	<0,06		<0,75		µg/l	•
trans-1,2-Dichloroethene	0,83	0,04	0,90		µg/l	108%

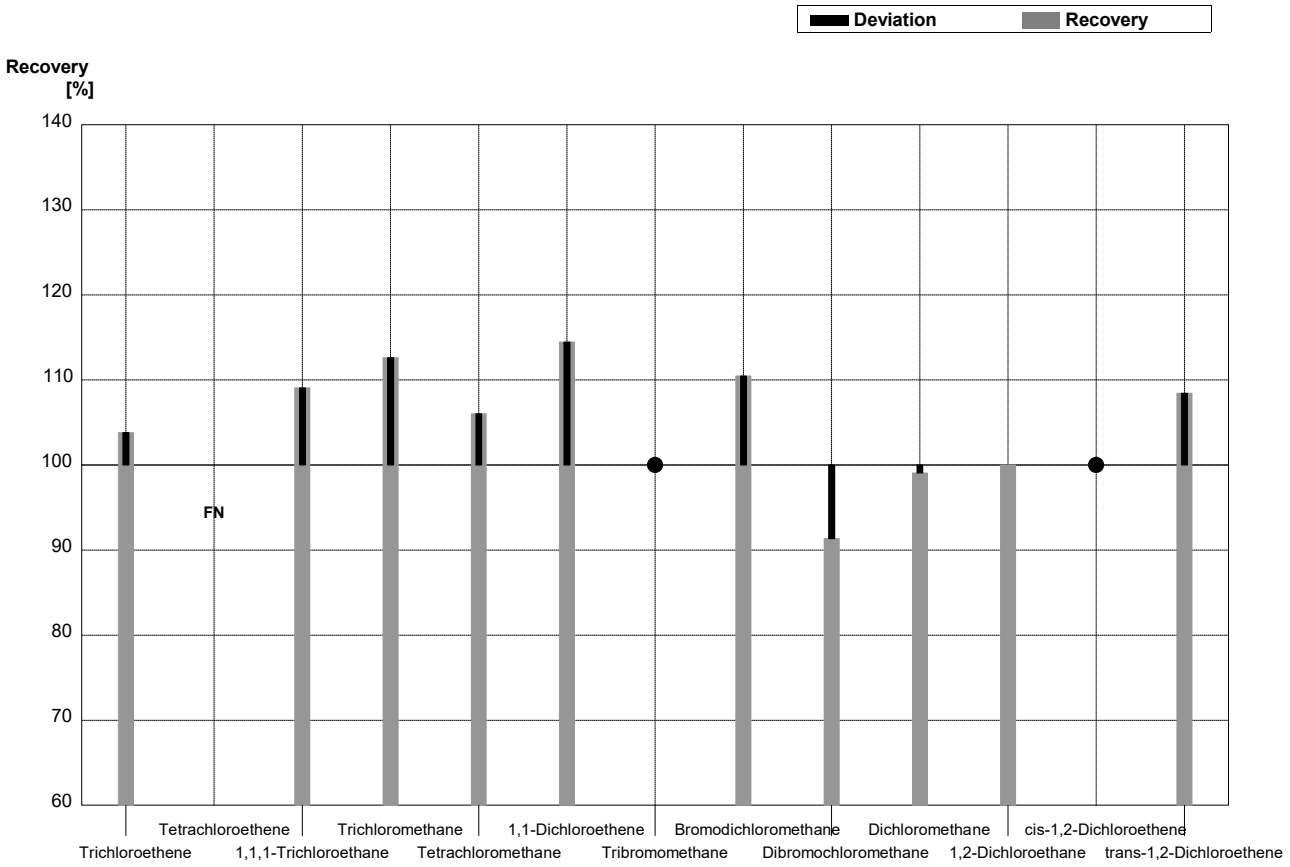

Sample **C-CB07A**
Laboratory **AN**

Parameter	Target value	± U (k=2)	Result	±	Unit	Recovery
Trichloroethene	0,270	0,014	0,312		µg/l	116%
Tetrachloroethene	0,63	0,03	0,531		µg/l	84%
1,1,1-Trichloroethane	0,338	0,017	0,302		µg/l	89%
Trichloromethane	1,01	0,05	1,15		µg/l	114%
Tetrachloromethane	0,296	0,015	0,295		µg/l	100%
1,1-Dichloroethene	1,03	0,05			µg/l	
Tribromomethane	1,18	0,06	1,22		µg/l	103%
Bromodichloromethane	0,318	0,016	0,237		µg/l	75%
Dibromochloromethane	1,17	0,06	0,956		µg/l	82%
Dichloromethane	<0,6				µg/l	
1,2-Dichloroethane	0,86	0,04	1,20		µg/l	140%
cis-1,2-Dichloroethene	0,56	0,03			µg/l	
trans-1,2-Dichloroethene	0,340	0,017			µg/l	

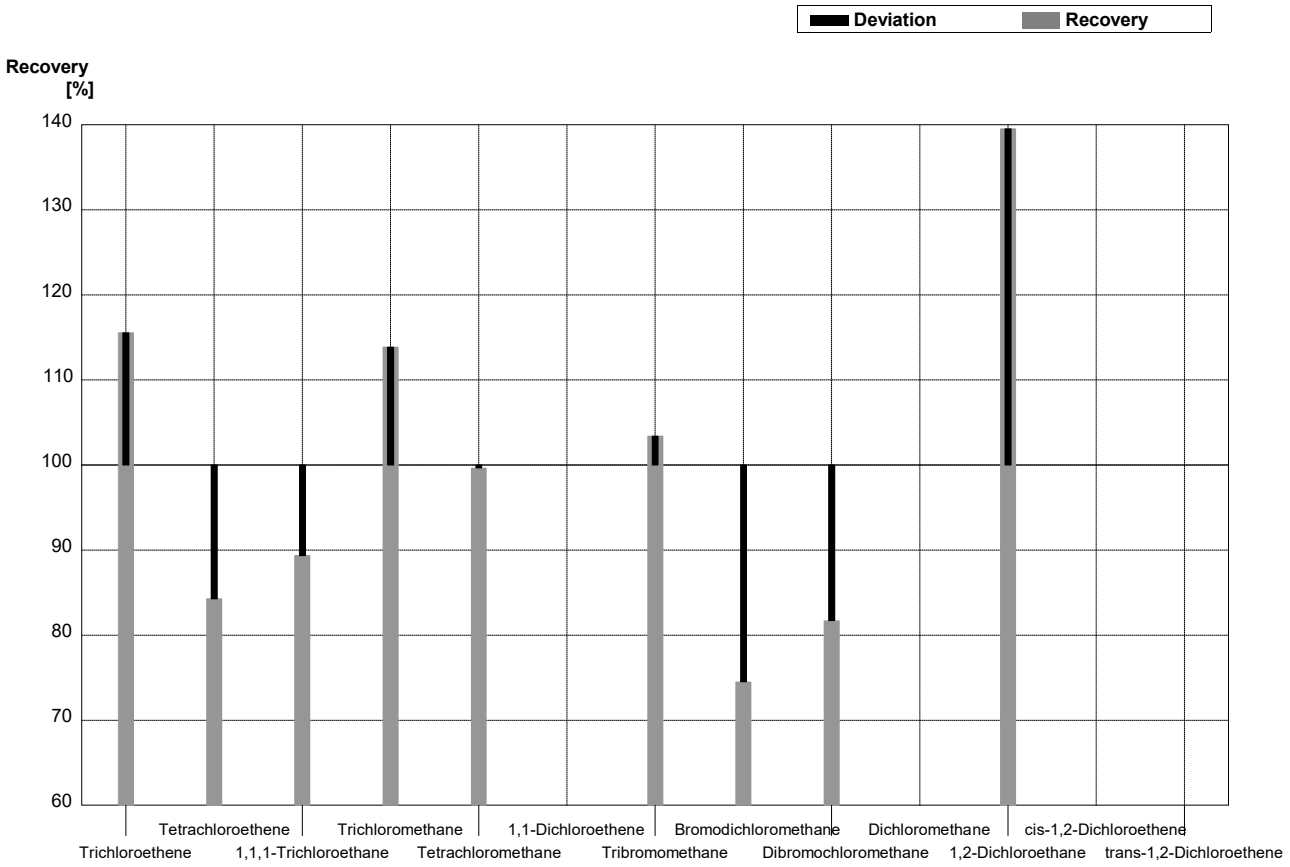

Sample **C-CB07B**
Laboratory **AN**

Parameter	Target value	± U (k=2)	Result	±	Unit	Recovery
Trichloroethene	1,83	0,09	1,84		µg/l	101%
Tetrachloroethene	3,69	0,18	3,19		µg/l	86%
1,1,1-Trichloroethane	0,55	0,03	0,464		µg/l	84%
Trichloromethane	0,444	0,022	0,534		µg/l	120%
Tetrachloromethane	0,66	0,03	0,666		µg/l	101%
1,1-Dichloroethene	1,66	0,08			µg/l	
Tribromomethane	<0,04		0,0333		µg/l	•
Bromodichloromethane	0,362	0,018	0,268		µg/l	74%
Dibromochloromethane	1,97	0,10	1,60		µg/l	81%
Dichloromethane	3,23	0,16			µg/l	
1,2-Dichloroethane	2,10	0,11	3,06		µg/l	146%
cis-1,2-Dichloroethene	<0,06				µg/l	
trans-1,2-Dichloroethene	0,83	0,04			µg/l	

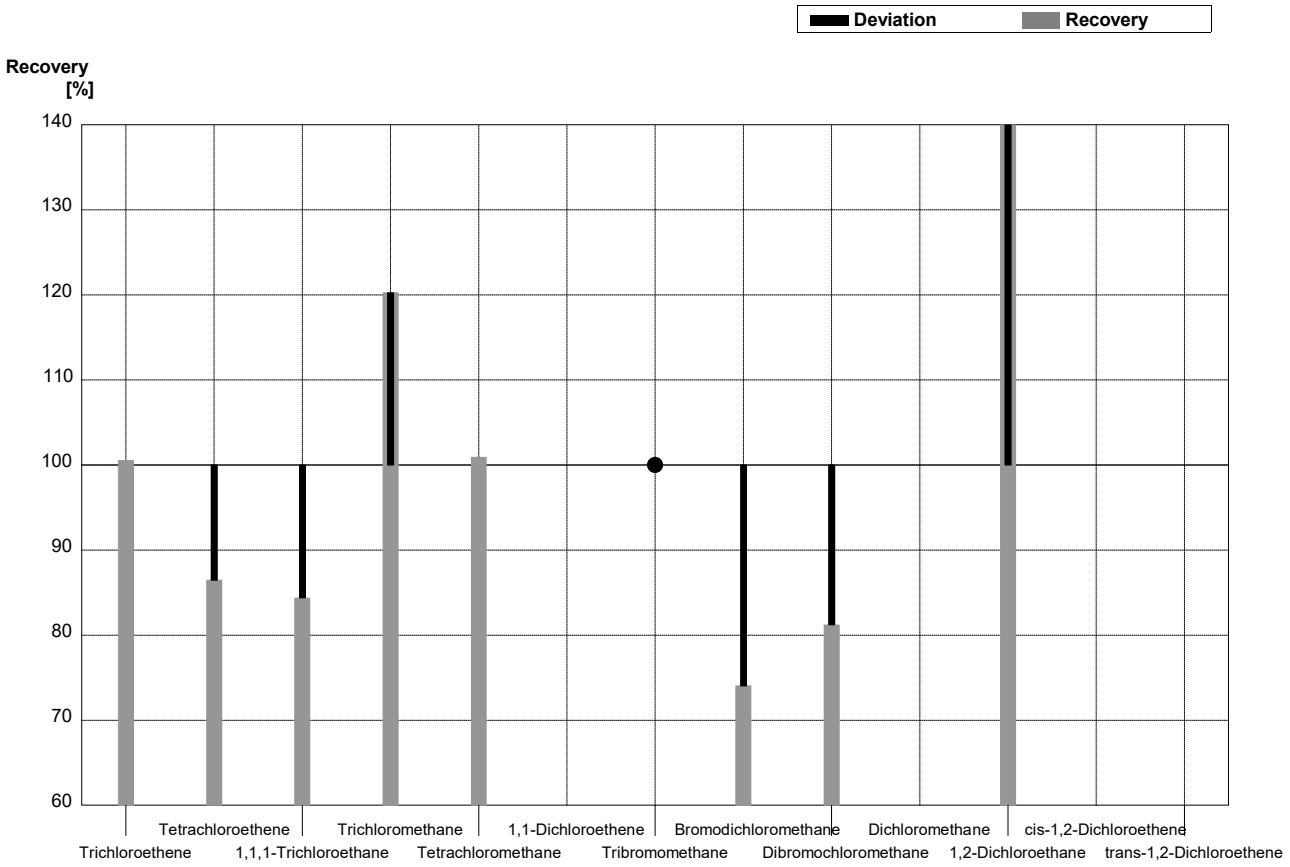

Sample **C-CB07A**
Laboratory **AO**

Parameter	Target value	± U (k=2)	Result	±	Unit	Recovery
Trichloroethene	0,270	0,014	0,298	0,0562	µg/l	110%
Tetrachloroethene	0,63	0,03	0,615	0,113	µg/l	98%
1,1,1-Trichloroethane	0,338	0,017	0,343	0,0617	µg/l	101%
Trichloromethane	1,01	0,05	1,10	0,181	µg/l	109%
Tetrachloromethane	0,296	0,015	0,335	0,0576	µg/l	113%
1,1-Dichloroethene	1,03	0,05	1,47	0,426	µg/l	143%
Tribromomethane	1,18	0,06	<0,1		µg/l	FN
Bromodichloromethane	0,318	0,016	0,329	0,0473	µg/l	103%
Dibromochloromethane	1,17	0,06	1,19	0,198	µg/l	102%
Dichloromethane	<0,6		<2		µg/l	•
1,2-Dichloroethane	0,86	0,04	1,02	0,149	µg/l	119%
cis-1,2-Dichloroethene	0,56	0,03	0,624	0,158	µg/l	111%
trans-1,2-Dichloroethene	0,340	0,017	0,396	0,117	µg/l	116%

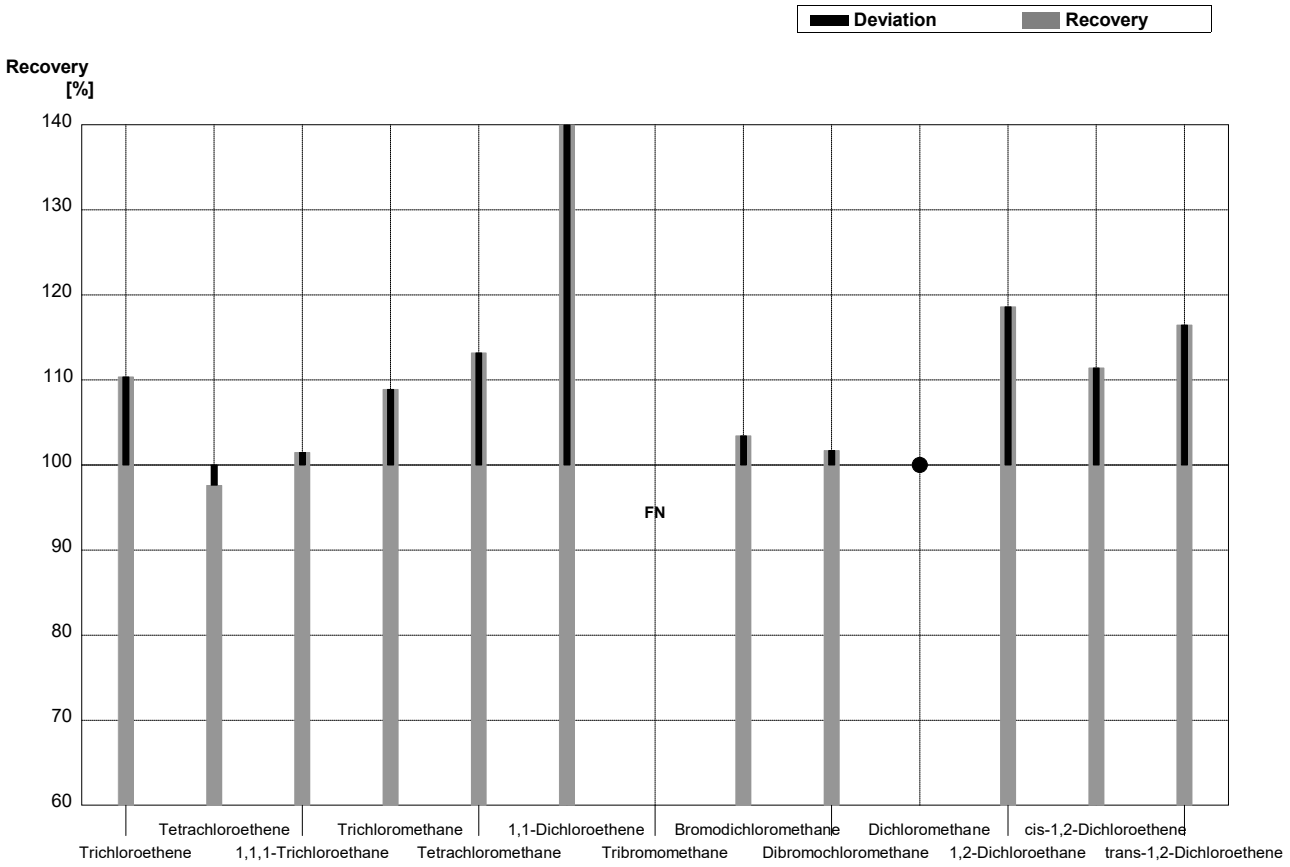

Sample **C-CB07B**
Laboratory **AO**

Parameter	Target value	± U (k=2)	Result	±	Unit	Recovery
Trichloroethene	1,83	0,09	1,80	0,339	µg/l	98%
Tetrachloroethene	3,69	0,18	3,35	0,619	µg/l	91%
1,1,1-Trichloroethane	0,55	0,03	0,514	0,0925	µg/l	93%
Trichloromethane	0,444	0,022	0,461	0,0759	µg/l	104%
Tetrachloromethane	0,66	0,03	0,664	0,114	µg/l	101%
1,1-Dichloroethene	1,66	0,08	2,26	0,655	µg/l	136%
Tribromomethane	<0,04		<0,1		µg/l	•
Bromodichloromethane	0,362	0,018	0,397	0,0571	µg/l	110%
Dibromochloromethane	1,97	0,10	1,98	0,329	µg/l	101%
Dichloromethane	3,23	0,16	3,56	0,723	µg/l	110%
1,2-Dichloroethane	2,10	0,11	2,19	0,320	µg/l	104%
cis-1,2-Dichloroethene	<0,06		<0,5		µg/l	•
trans-1,2-Dichloroethene	0,83	0,04	0,903	0,267	µg/l	109%

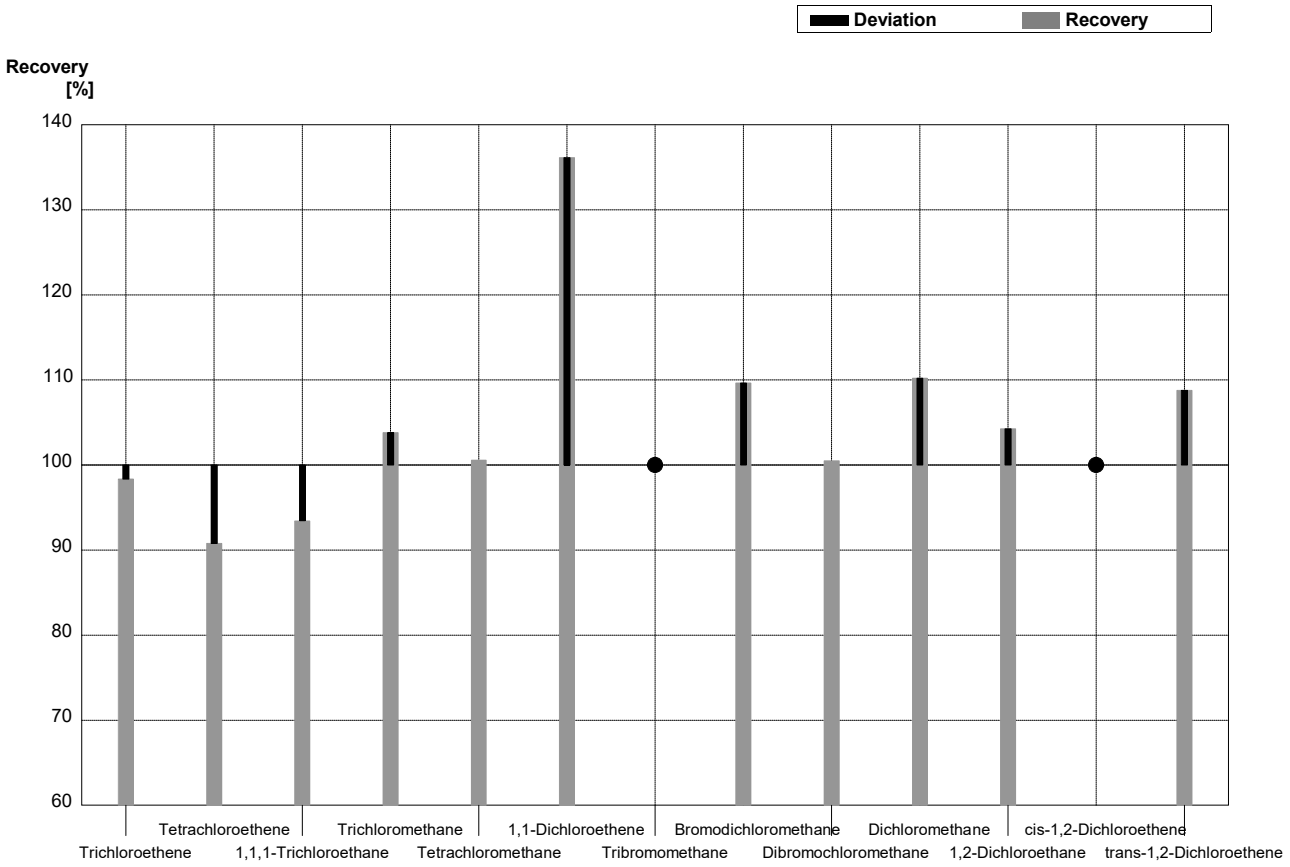

Sample **C-CB07A**
Laboratory **AP**

Parameter	Target value	± U (k=2)	Result	±	Unit	Recovery
Trichloroethene	0,270	0,014			µg/l	
Tetrachloroethene	0,63	0,03			µg/l	
1,1,1-Trichloroethane	0,338	0,017			µg/l	
Trichloromethane	1,01	0,05			µg/l	
Tetrachloromethane	0,296	0,015			µg/l	
1,1-Dichloroethene	1,03	0,05			µg/l	
Tribromomethane	1,18	0,06			µg/l	
Bromodichloromethane	0,318	0,016			µg/l	
Dibromochloromethane	1,17	0,06			µg/l	
Dichloromethane	<0,6				µg/l	
1,2-Dichloroethane	0,86	0,04	0,8605	0,244	µg/l	100%
cis-1,2-Dichloroethene	0,56	0,03			µg/l	
trans-1,2-Dichloroethene	0,340	0,017			µg/l	

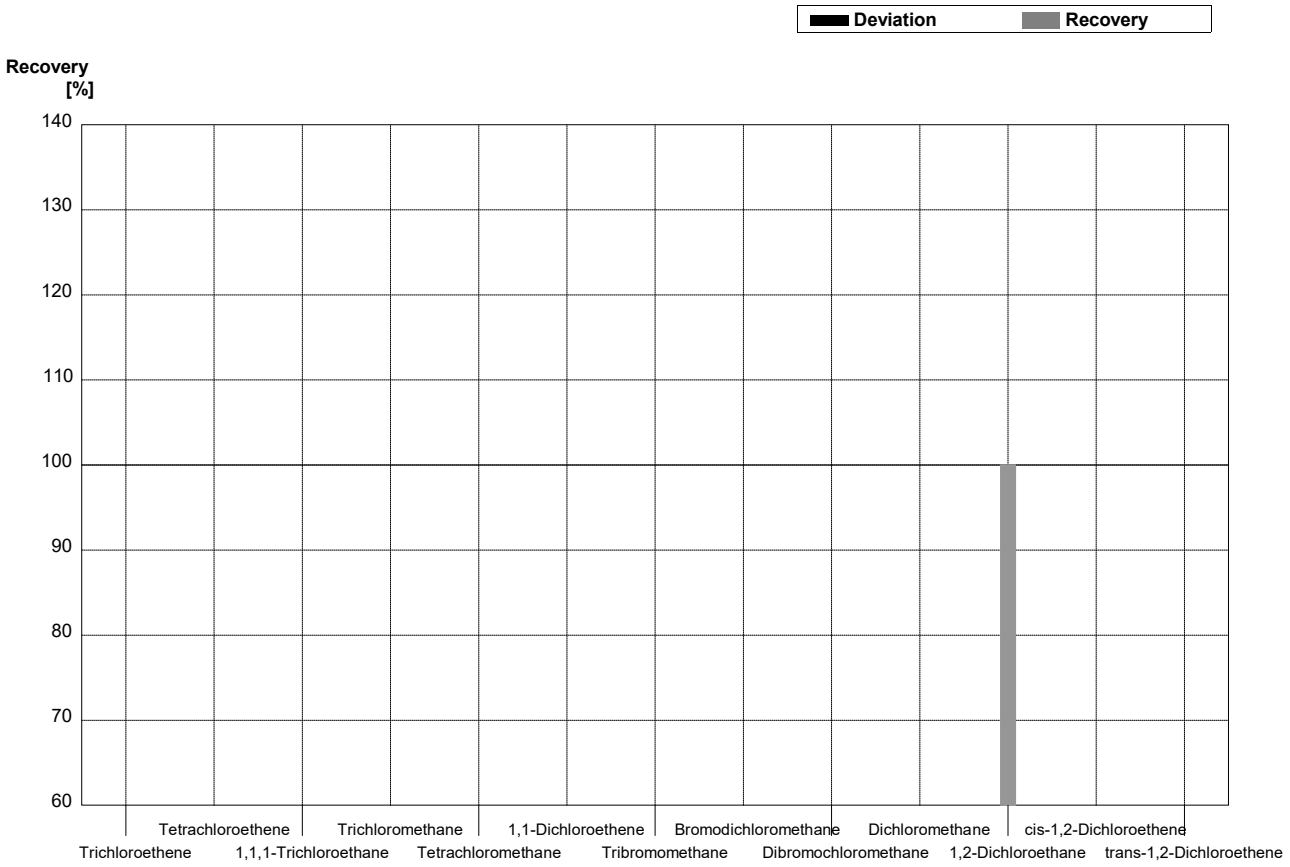

Sample **C-CB07B**
Laboratory **AP**

Parameter	Target value	± U (k=2)	Result	±	Unit	Recovery
Trichloroethene	1,83	0,09			µg/l	
Tetrachloroethene	3,69	0,18			µg/l	
1,1,1-Trichloroethane	0,55	0,03			µg/l	
Trichloromethane	0,444	0,022			µg/l	
Tetrachloromethane	0,66	0,03			µg/l	
1,1-Dichloroethene	1,66	0,08			µg/l	
Tribromomethane	<0,04				µg/l	
Bromodichloromethane	0,362	0,018			µg/l	
Dibromochloromethane	1,97	0,10			µg/l	
Dichloromethane	3,23	0,16			µg/l	
1,2-Dichloroethane	2,10	0,11	2,09	0,244	µg/l	100%
cis-1,2-Dichloroethene	<0,06				µg/l	
trans-1,2-Dichloroethene	0,83	0,04			µg/l	

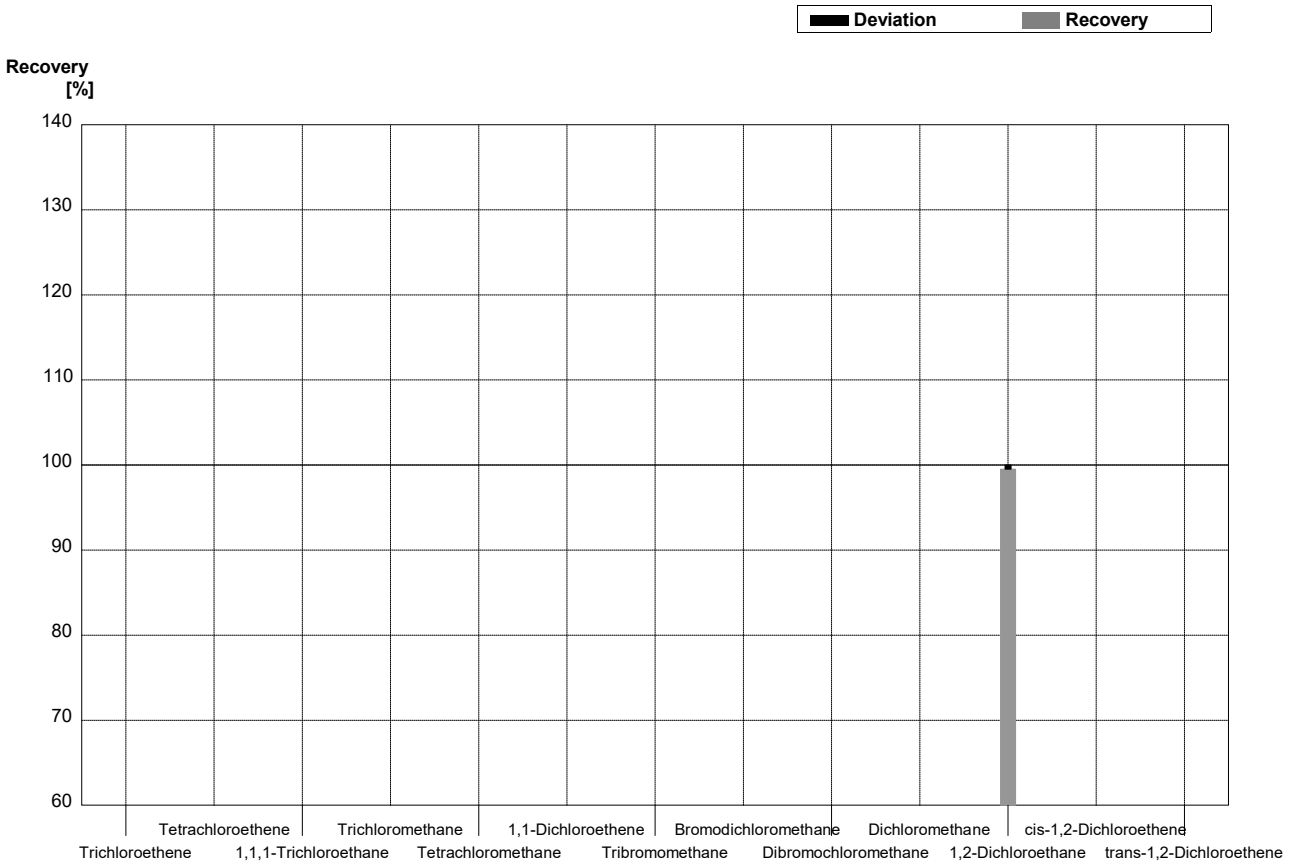

Sample **C-CB07A**
Laboratory **AQ**

Parameter	Target value	± U (k=2)	Result	±	Unit	Recovery
Trichloroethene	0,270	0,014	0,290	0,058	µg/l	107%
Tetrachloroethene	0,63	0,03	0,590	0,118	µg/l	94%
1,1,1-Trichloroethane	0,338	0,017	0,330	0,066	µg/l	98%
Trichloromethane	1,01	0,05	1,010	0,202	µg/l	100%
Tetrachloromethane	0,296	0,015	0,260	0,052	µg/l	88%
1,1-Dichloroethene	1,03	0,05	1,150	0,230	µg/l	112%
Tribromomethane	1,18	0,06	1,240	0,248	µg/l	105%
Bromodichloromethane	0,318	0,016	0,300	0,060	µg/l	94%
Dibromochloromethane	1,17	0,06	1,130	0,226	µg/l	97%
Dichloromethane	<0,6		<0,030		µg/l	•
1,2-Dichloroethane	0,86	0,04	0,890	0,178	µg/l	103%
cis-1,2-Dichloroethene	0,56	0,03	0,530	0,106	µg/l	95%
trans-1,2-Dichloroethene	0,340	0,017	0,320	0,064	µg/l	94%

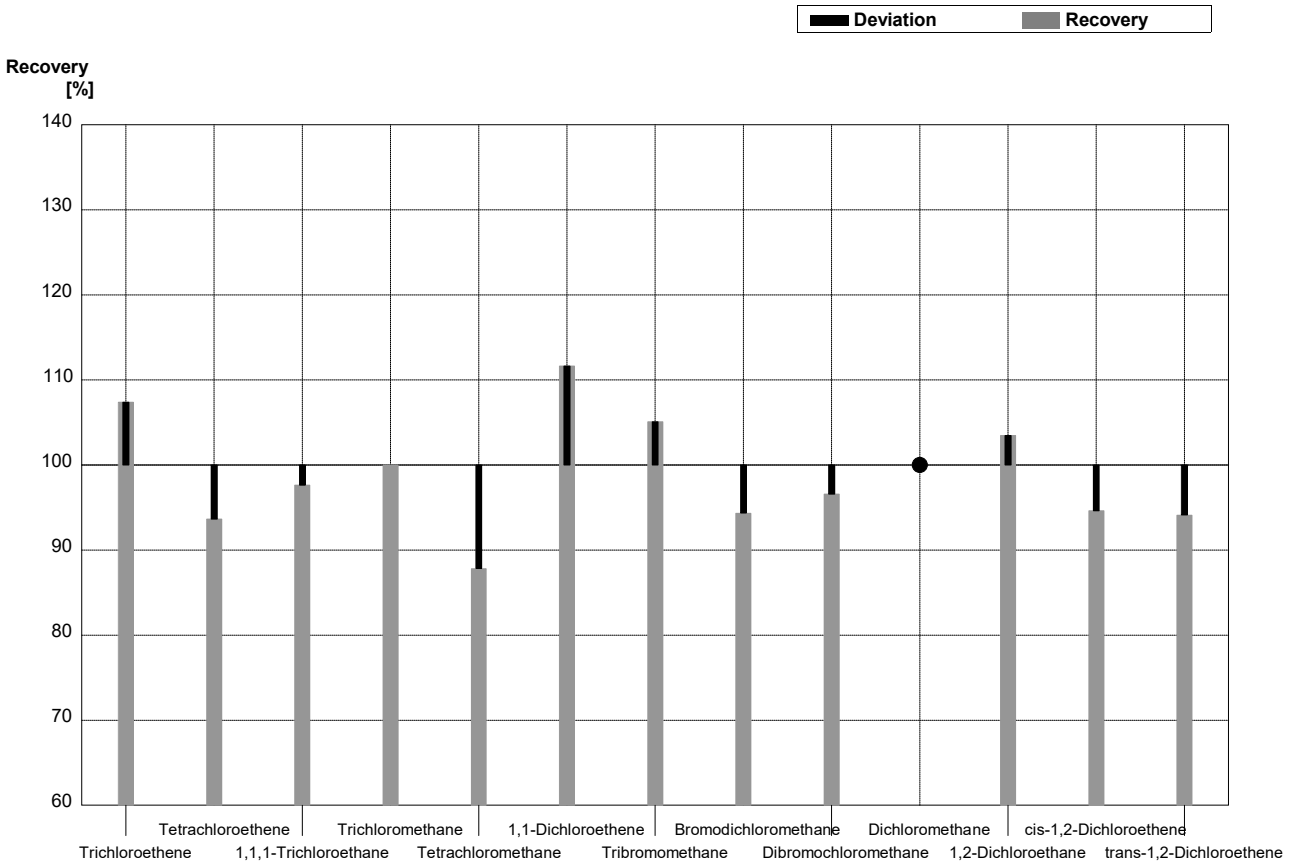

Sample **C-CB07B**
Laboratory **AQ**

Parameter	Target value	± U (k=2)	Result	±	Unit	Recovery
Trichloroethene	1,83	0,09	1,890	0,378	µg/l	103%
Tetrachloroethene	3,69	0,18	3,630	0,726	µg/l	98%
1,1,1-Trichloroethane	0,55	0,03	0,550	0,110	µg/l	100%
Trichloromethane	0,444	0,022	0,410	0,082	µg/l	92%
Tetrachloromethane	0,66	0,03	0,620	0,124	µg/l	94%
1,1-Dichloroethene	1,66	0,08	1,930	0,386	µg/l	116%
Tribromomethane	<0,04		<0,035		µg/l	•
Bromodichloromethane	0,362	0,018	0,330	0,066	µg/l	91%
Dibromochloromethane	1,97	0,10	1,970	0,394	µg/l	100%
Dichloromethane	3,23	0,16	3,450	0,690	µg/l	107%
1,2-Dichloroethane	2,10	0,11	2,200	0,440	µg/l	105%
cis-1,2-Dichloroethene	<0,06		<0,130		µg/l	•
trans-1,2-Dichloroethene	0,83	0,04	0,850	0,170	µg/l	102%

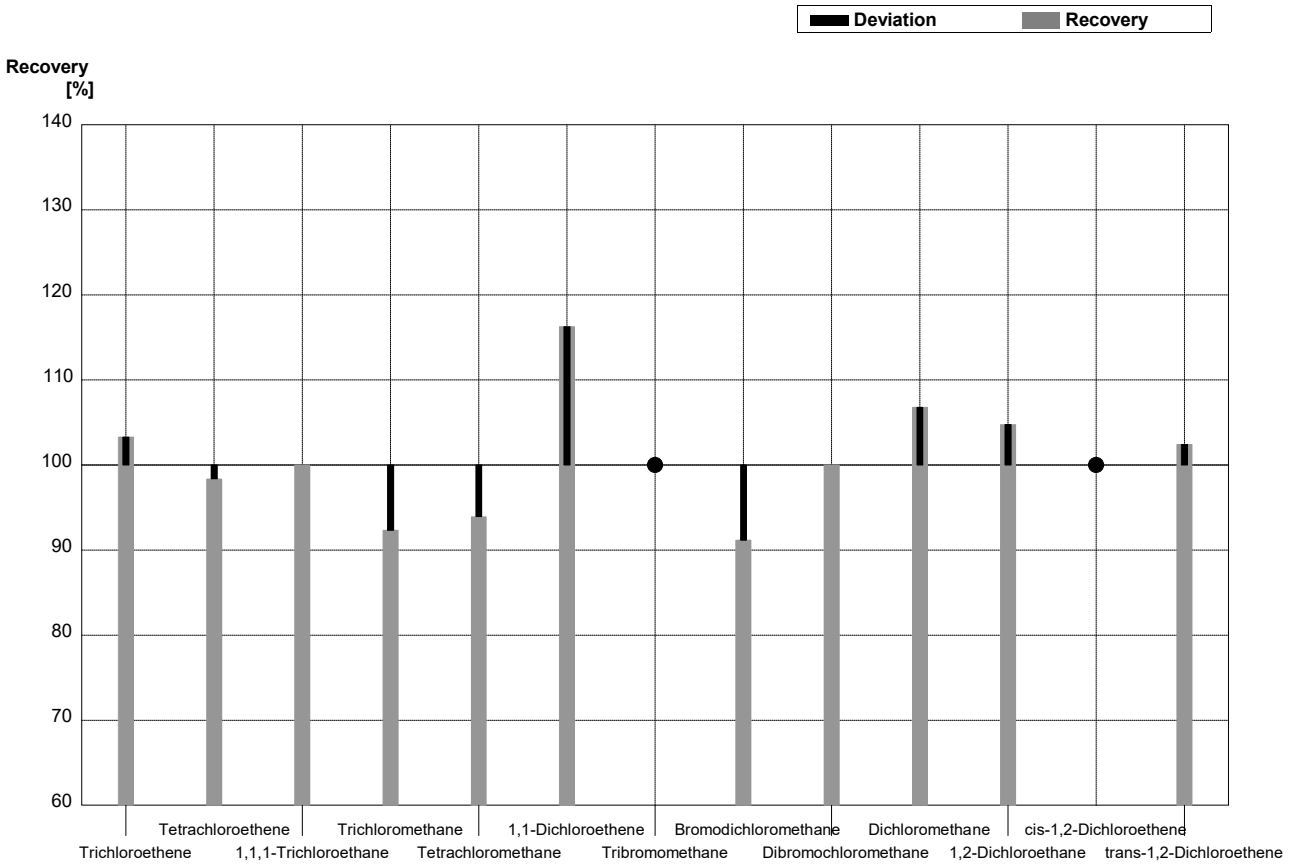

Sample **C-CB07A**
Laboratory **AR**

Parameter	Target value	± U (k=2)	Result	±	Unit	Recovery
Trichloroethene	0,270	0,014	0,272	0,033	µg/l	101%
Tetrachloroethene	0,63	0,03	0,597	0,038	µg/l	95%
1,1,1-Trichloroethane	0,338	0,017	0,335	0,015	µg/l	99%
Trichloromethane	1,01	0,05	1,012	0,052	µg/l	100%
Tetrachloromethane	0,296	0,015	0,274	0,026	µg/l	93%
1,1-Dichloroethene	1,03	0,05			µg/l	
Tribromomethane	1,18	0,06			µg/l	
Bromodichloromethane	0,318	0,016			µg/l	
Dibromochloromethane	1,17	0,06			µg/l	
Dichloromethane	<0,6		<1,00		µg/l	•
1,2-Dichloroethane	0,86	0,04			µg/l	
cis-1,2-Dichloroethene	0,56	0,03	0,537	0,042	µg/l	96%
trans-1,2-Dichloroethene	0,340	0,017			µg/l	

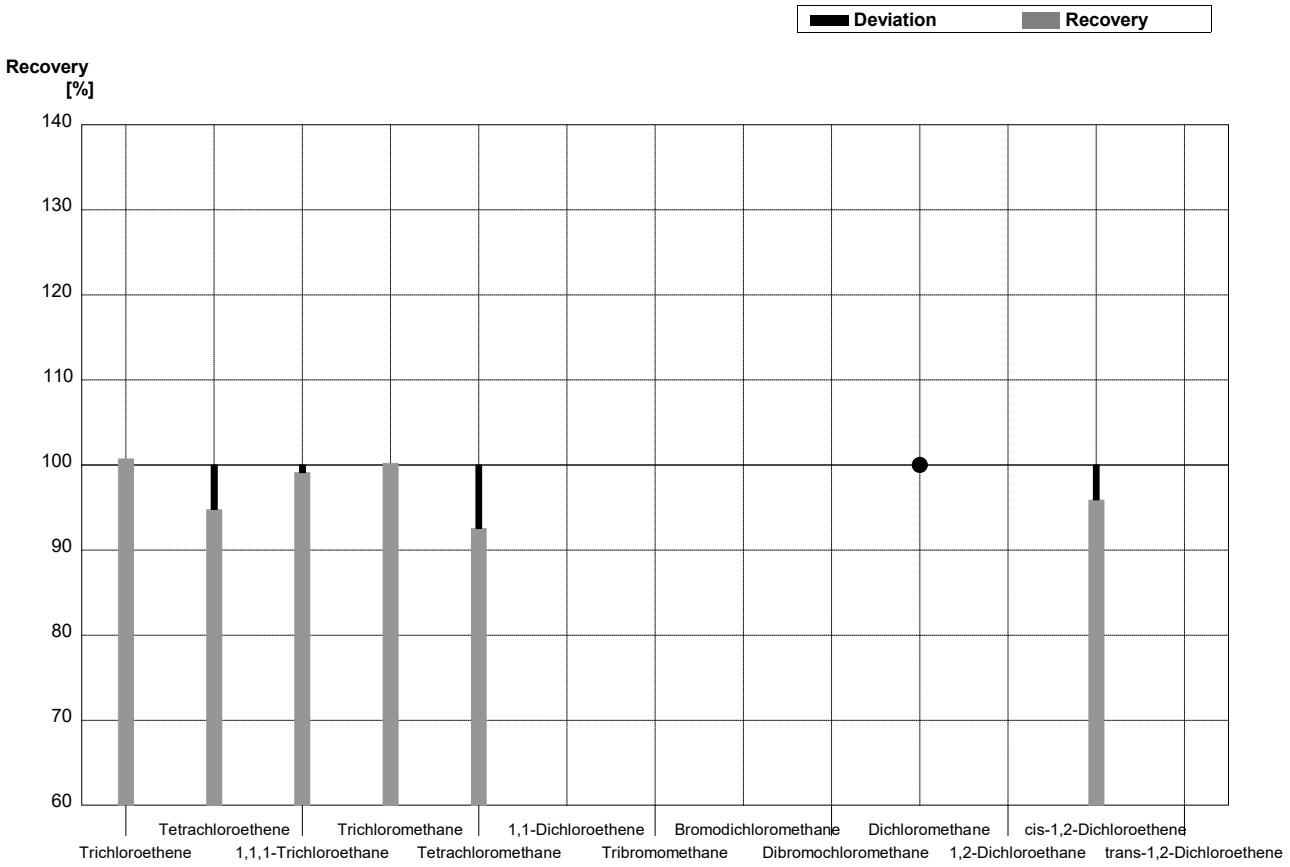

Sample **C-CB07B**
Laboratory **AR**

Parameter	Target value	± U (k=2)	Result	±	Unit	Recovery
Trichloroethene	1,83	0,09	1,71	0,058	µg/l	93%
Tetrachloroethene	3,69	0,18	3,36	0,160	µg/l	91%
1,1,1-Trichloroethane	0,55	0,03	0,500	0,079	µg/l	91%
Trichloromethane	0,444	0,022	0,460	0,022	µg/l	104%
Tetrachloromethane	0,66	0,03	0,591	0,030	µg/l	90%
1,1-Dichloroethene	1,66	0,08			µg/l	
Tribromomethane	<0,04				µg/l	
Bromodichloromethane	0,362	0,018			µg/l	
Dibromochloromethane	1,97	0,10			µg/l	
Dichloromethane	3,23	0,16	2,67	0,097	µg/l	83%
1,2-Dichloroethane	2,10	0,11			µg/l	
cis-1,2-Dichloroethene	<0,06		<1,00		µg/l	•
trans-1,2-Dichloroethene	0,83	0,04			µg/l	

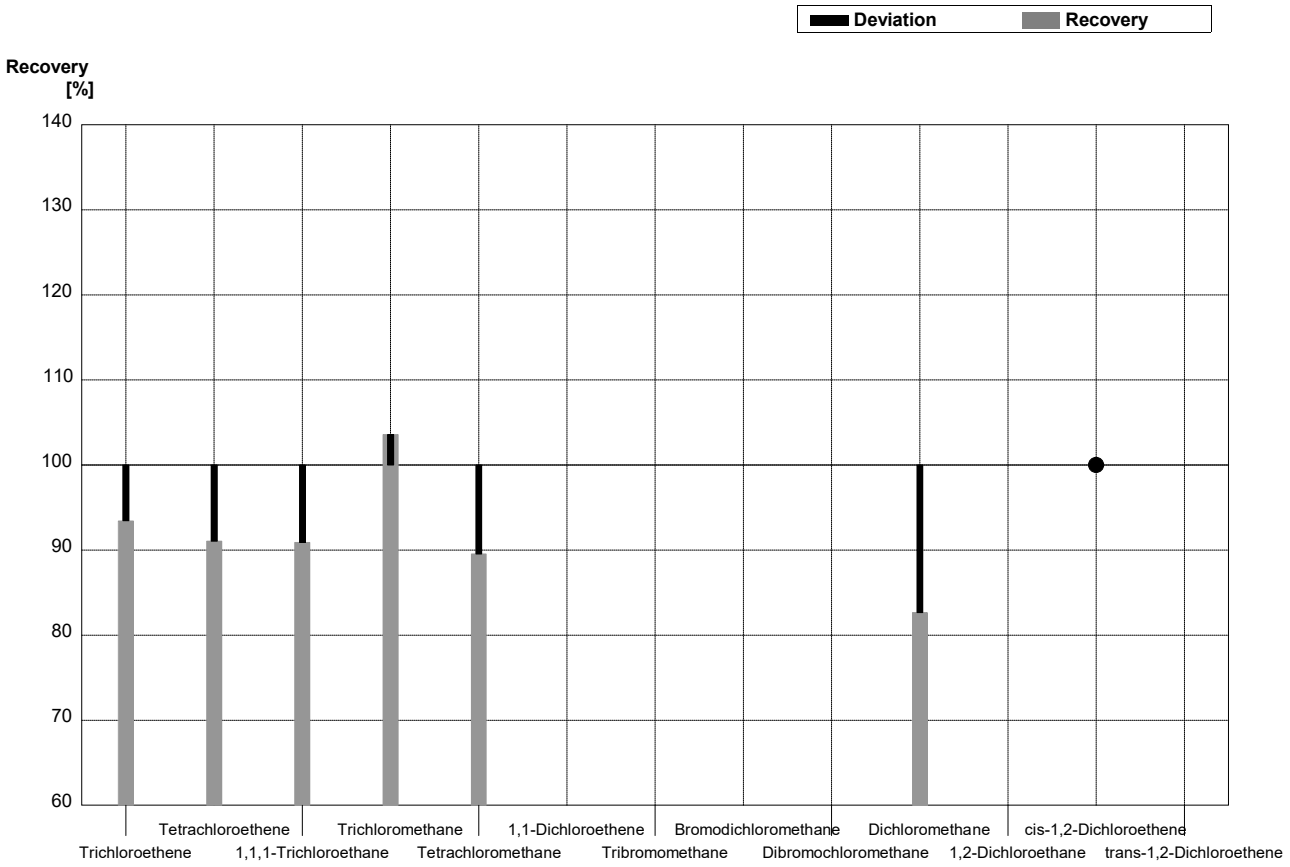

Sample **C-CB07A**
Laboratory **AS**

Parameter	Target value	± U (k=2)	Result	±	Unit	Recovery
Trichloroethene	0,270	0,014	0,190	0,07	µg/l	70%
Tetrachloroethene	0,63	0,03	0,450	0,18	µg/l	71%
1,1,1-Trichloroethane	0,338	0,017	0,250	0,10	µg/l	74%
Trichloromethane	1,01	0,05	0,88	0,35	µg/l	87%
Tetrachloromethane	0,296	0,015	0,230	0,09	µg/l	78%
1,1-Dichloroethene	1,03	0,05			µg/l	
Tribromomethane	1,18	0,06	1,09	0,43	µg/l	92%
Bromodichloromethane	0,318	0,016	0,300	0,12	µg/l	94%
Dibromochloromethane	1,17	0,06	1,08	0,43	µg/l	92%
Dichloromethane	<0,6		<1,0		µg/l	•
1,2-Dichloroethane	0,86	0,04	0,67	0,27	µg/l	78%
cis-1,2-Dichloroethene	0,56	0,03	0,230	0,09	µg/l	41%
trans-1,2-Dichloroethene	0,340	0,017			µg/l	

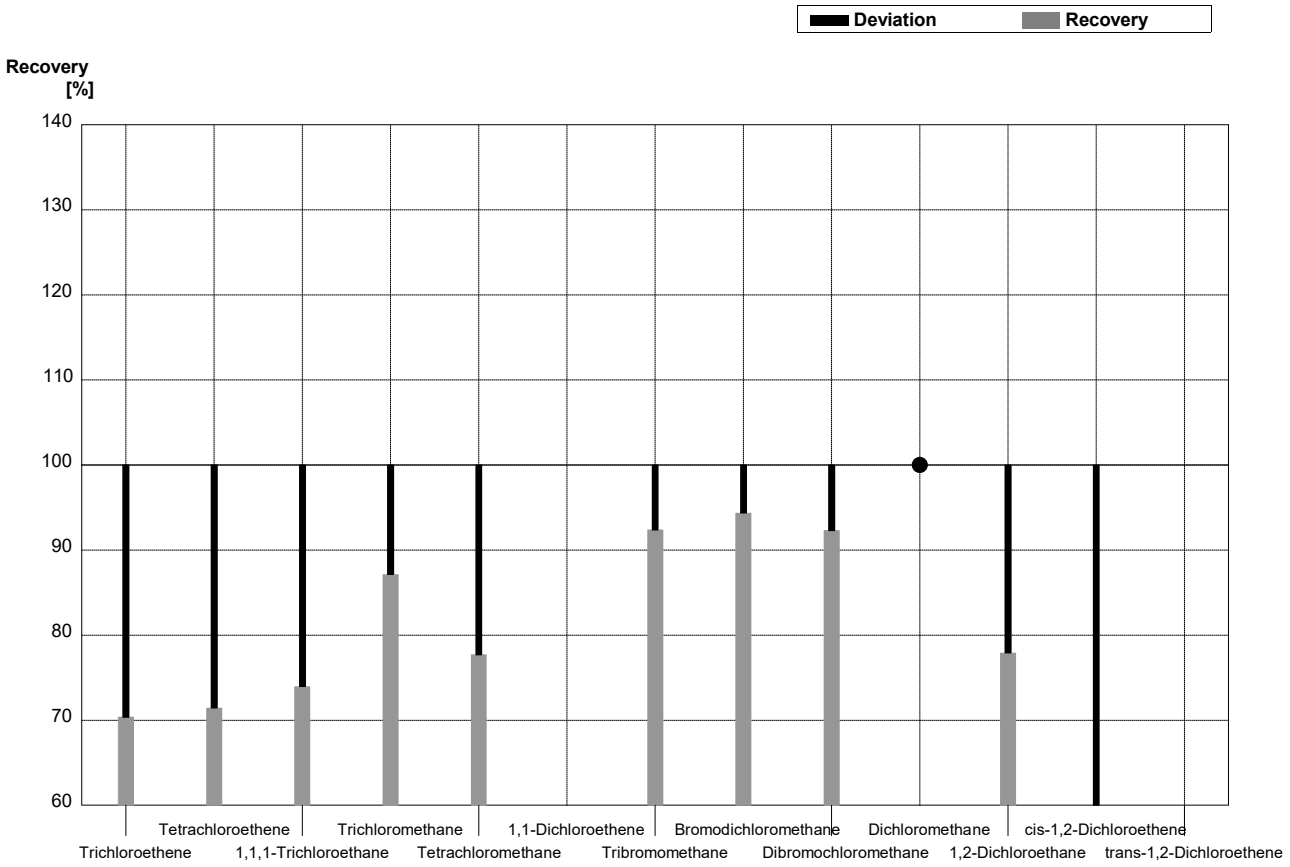

Sample **C-CB07B**
Laboratory **AS**

Parameter	Target value	± U (k=2)	Result	±	Unit	Recovery
Trichloroethene	1,83	0,09	1,46	0,58	µg/l	80%
Tetrachloroethene	3,69	0,18	3,26	1,30	µg/l	88%
1,1,1-Trichloroethane	0,55	0,03	0,420	0,17	µg/l	76%
Trichloromethane	0,444	0,022	0,390	0,16	µg/l	88%
Tetrachloromethane	0,66	0,03	0,52	0,21	µg/l	79%
1,1-Dichloroethene	1,66	0,08			µg/l	
Tribromomethane	<0,04		<0,2		µg/l	•
Bromodichloromethane	0,362	0,018	0,350	0,14	µg/l	97%
Dibromochloromethane	1,97	0,10	1,82	0,73	µg/l	92%
Dichloromethane	3,23	0,16	2,16	0,86	µg/l	67%
1,2-Dichloroethane	2,10	0,11	1,70	0,68	µg/l	81%
cis-1,2-Dichloroethene	<0,06		0,57	0,23	µg/l	FP
trans-1,2-Dichloroethene	0,83	0,04			µg/l	

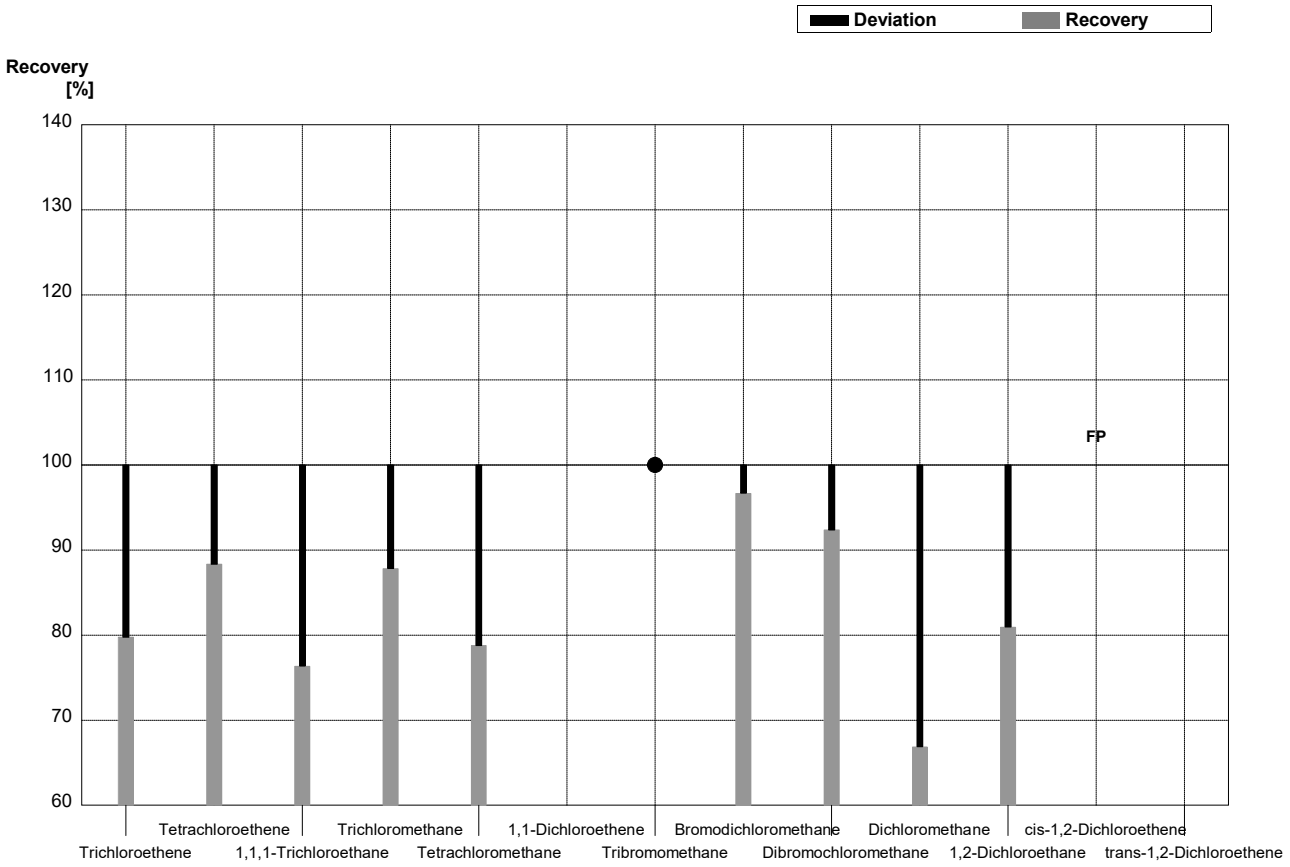

Sample **C-CB07A**
Laboratory **AT**

Parameter	Target value	± U (k=2)	Result	±	Unit	Recovery
Trichloroethene	0,270	0,014			µg/l	
Tetrachloroethene	0,63	0,03			µg/l	
1,1,1-Trichloroethane	0,338	0,017			µg/l	
Trichloromethane	1,01	0,05			µg/l	
Tetrachloromethane	0,296	0,015			µg/l	
1,1-Dichloroethene	1,03	0,05			µg/l	
Tribromomethane	1,18	0,06			µg/l	
Bromodichloromethane	0,318	0,016			µg/l	
Dibromochloromethane	1,17	0,06			µg/l	
Dichloromethane	<0,6				µg/l	
1,2-Dichloroethane	0,86	0,04			µg/l	
cis-1,2-Dichloroethene	0,56	0,03			µg/l	
trans-1,2-Dichloroethene	0,340	0,017			µg/l	

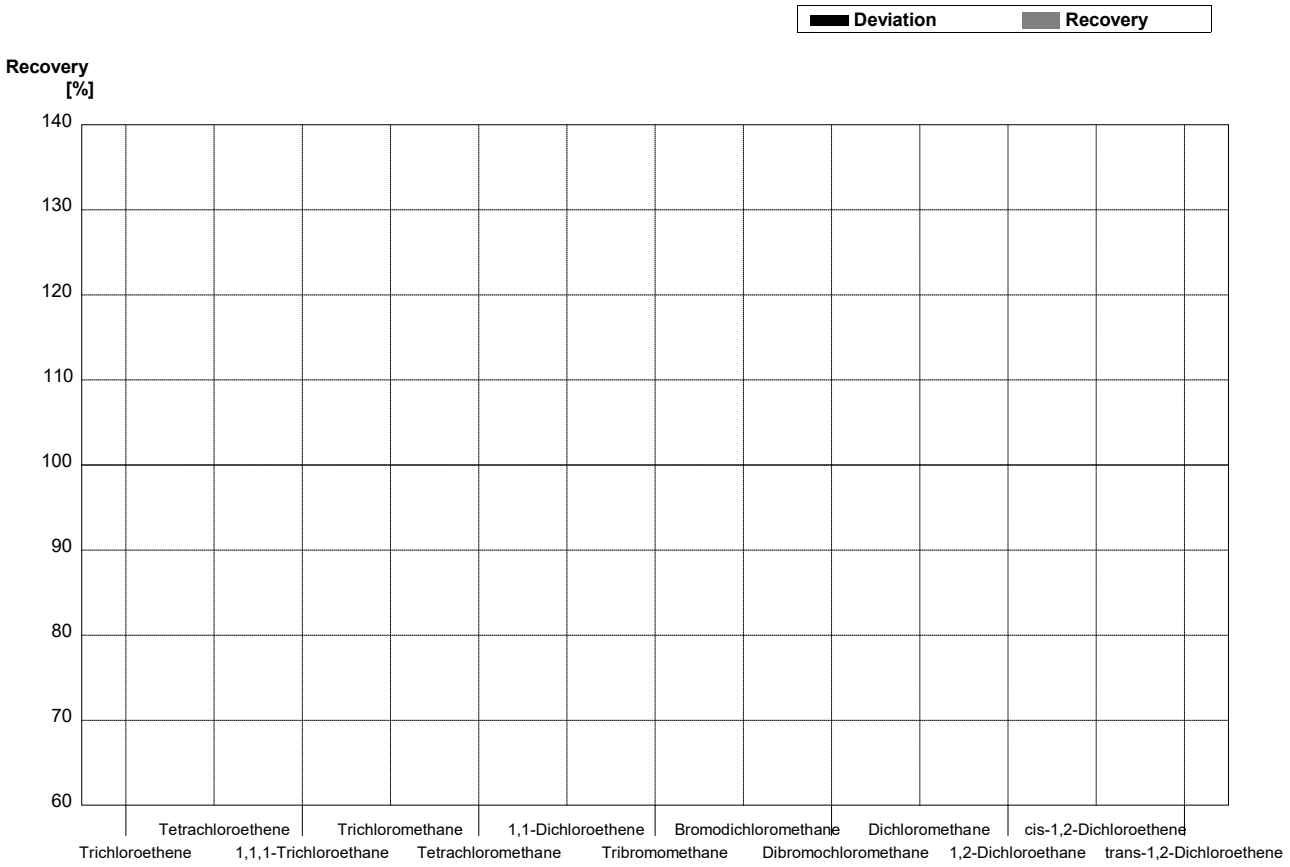

Sample **C-CB07B**
Laboratory **AT**

Parameter	Target value	± U (k=2)	Result	±	Unit	Recovery
Trichloroethene	1,83	0,09			µg/l	
Tetrachloroethene	3,69	0,18			µg/l	
1,1,1-Trichloroethane	0,55	0,03			µg/l	
Trichloromethane	0,444	0,022			µg/l	
Tetrachloromethane	0,66	0,03			µg/l	
1,1-Dichloroethene	1,66	0,08			µg/l	
Tribromomethane	<0,04				µg/l	
Bromodichloromethane	0,362	0,018			µg/l	
Dibromochloromethane	1,97	0,10			µg/l	
Dichloromethane	3,23	0,16			µg/l	
1,2-Dichloroethane	2,10	0,11			µg/l	
cis-1,2-Dichloroethene	<0,06				µg/l	
trans-1,2-Dichloroethene	0,83	0,04			µg/l	

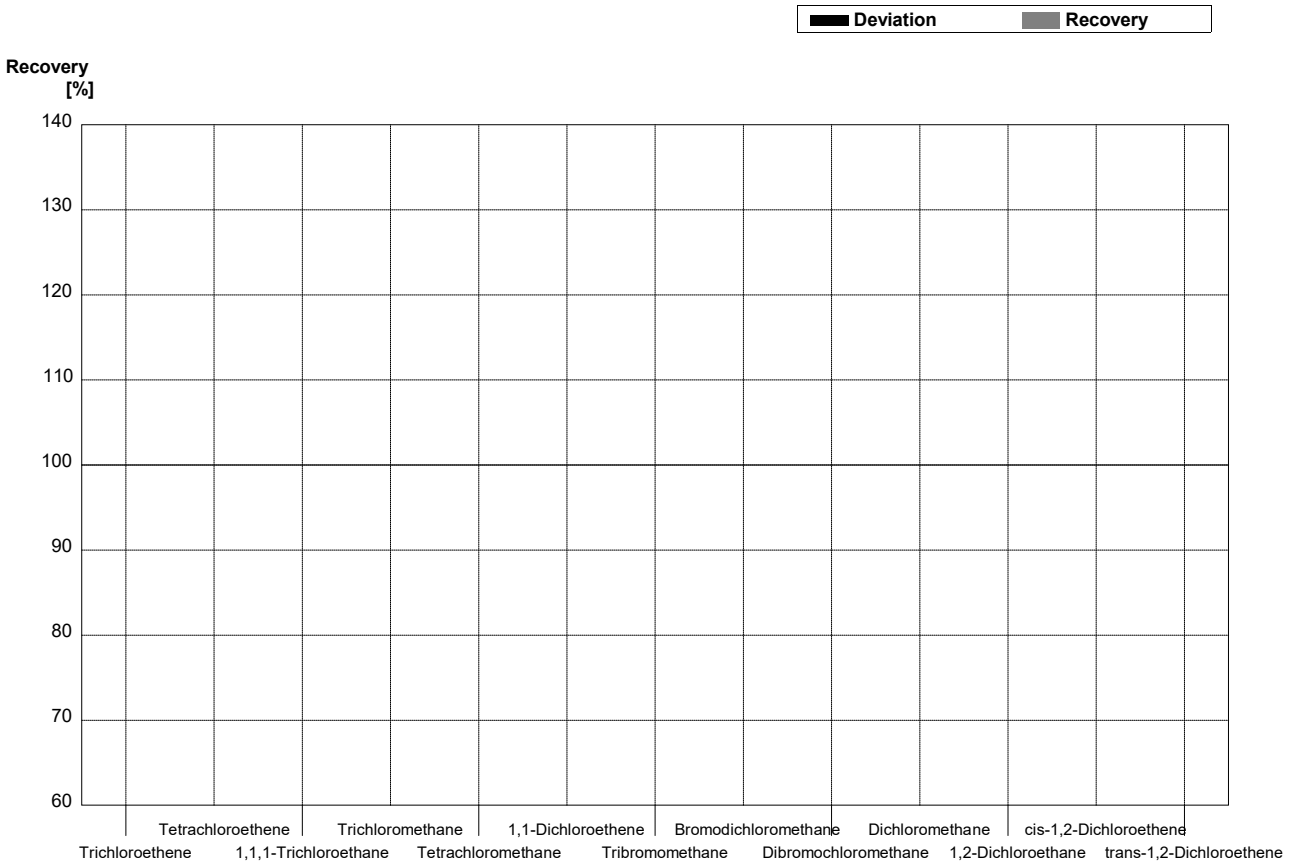

Sample **C-CB07A**
Laboratory **AU**

Parameter	Target value	± U (k=2)	Result	±	Unit	Recovery
Trichloroethene	0,270	0,014	0,304	0,022	µg/l	113%
Tetrachloroethene	0,63	0,03	0,612	0,051	µg/l	97%
1,1,1-Trichloroethane	0,338	0,017	0,326	0,062	µg/l	96%
Trichloromethane	1,01	0,05	0,964	0,193	µg/l	95%
Tetrachloromethane	0,296	0,015	0,263	0,066	µg/l	89%
1,1-Dichloroethene	1,03	0,05	1,09	0,21	µg/l	106%
Tribromomethane	1,18	0,06	1,17	0,29	µg/l	99%
Bromodichloromethane	0,318	0,016	0,315	0,079	µg/l	99%
Dibromochloromethane	1,17	0,06	1,23	0,31	µg/l	105%
Dichloromethane	<0,6		<0,2		µg/l	•
1,2-Dichloroethane	0,86	0,04	0,816	0,197	µg/l	95%
cis-1,2-Dichloroethene	0,56	0,03	0,522	0,096	µg/l	93%
trans-1,2-Dichloroethene	0,340	0,017	0,427	0,086	µg/l	126%

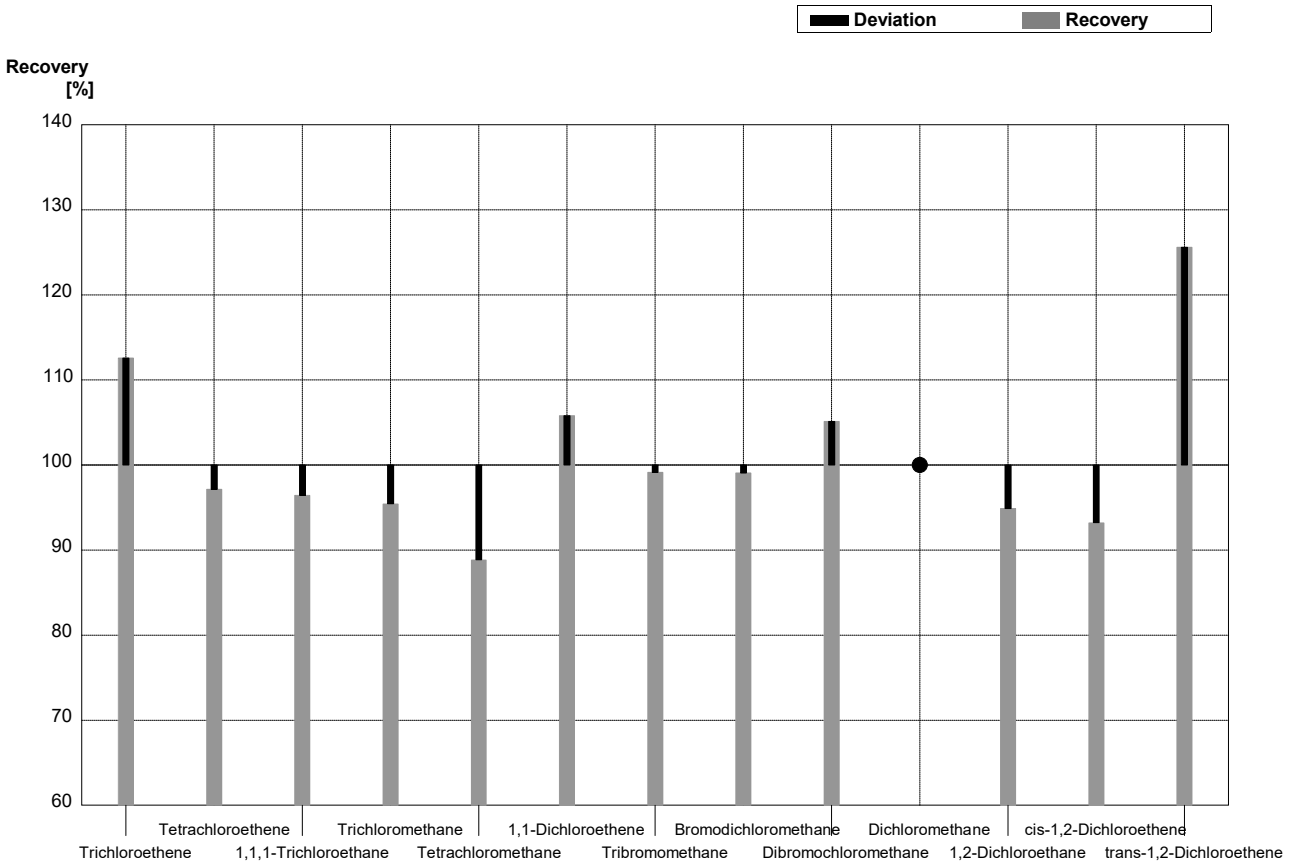

Sample **C-CB07B**
Laboratory **AU**

Parameter	Target value	± U (k=2)	Result	±	Unit	Recovery
Trichloroethene	1,83	0,09	1,67	0,12	µg/l	91%
Tetrachloroethene	3,69	0,18	3,75	0,31	µg/l	102%
1,1,1-Trichloroethane	0,55	0,03	0,560	0,106	µg/l	102%
Trichloromethane	0,444	0,022	0,453	0,091	µg/l	102%
Tetrachloromethane	0,66	0,03	0,571	0,144	µg/l	87%
1,1-Dichloroethene	1,66	0,08	1,91	0,37	µg/l	115%
Tribromomethane	<0,04		<0,1		µg/l	•
Bromodichloromethane	0,362	0,018	0,371	0,093	µg/l	102%
Dibromochloromethane	1,97	0,10	2,16	0,54	µg/l	110%
Dichloromethane	3,23	0,16	4,06	1,01	µg/l	126%
1,2-Dichloroethane	2,10	0,11	1,93	0,47	µg/l	92%
cis-1,2-Dichloroethene	<0,06		<0,1		µg/l	•
trans-1,2-Dichloroethene	0,83	0,04	1,05	0,21	µg/l	127%

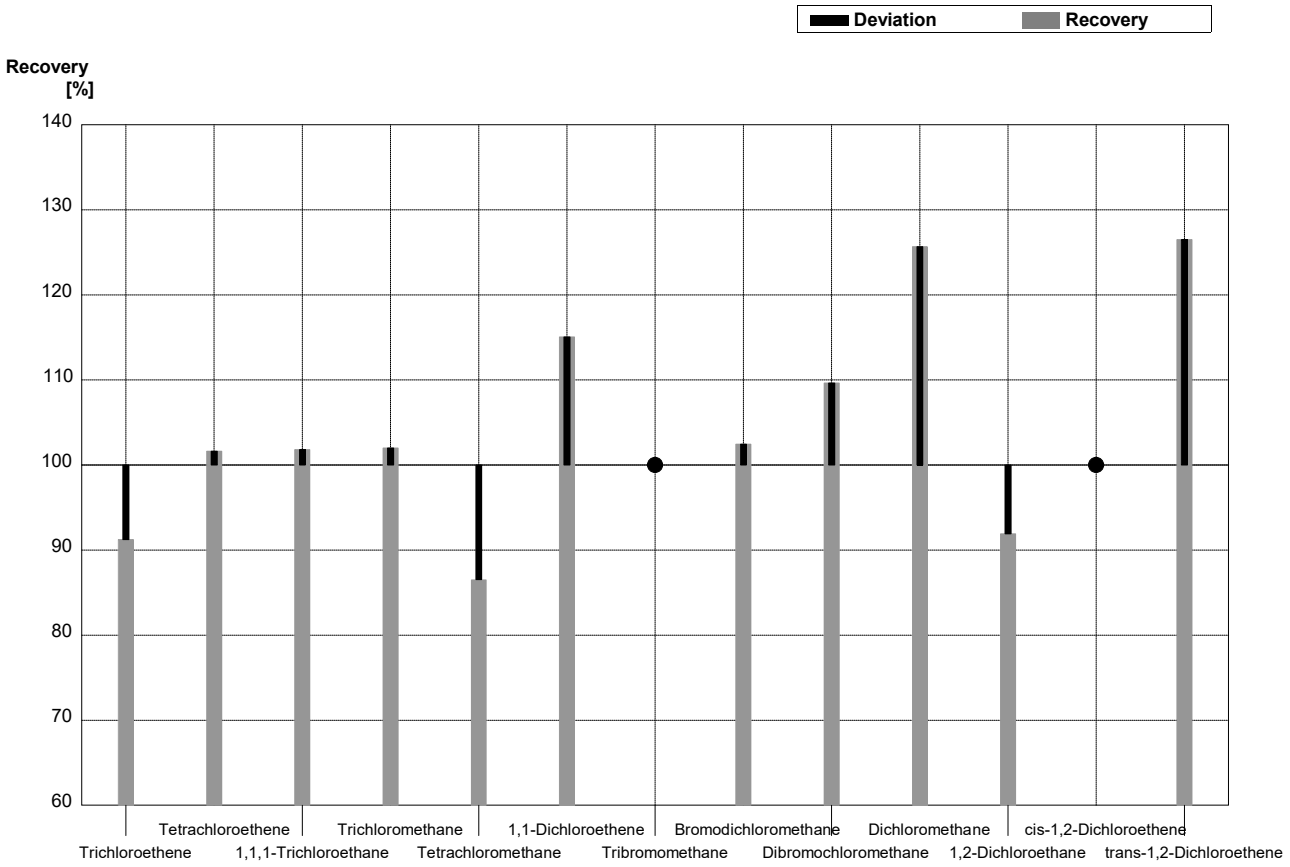

Sample **C-CB07A**
Laboratory **AV**

Parameter	Target value	± U (k=2)	Result	±	Unit	Recovery
Trichloroethene	0,270	0,014	0,225	0,0715	µg/l	83%
Tetrachloroethene	0,63	0,03	0,6350	0,0544	µg/l	101%
1,1,1-Trichloroethane	0,338	0,017	0,355	0,0609	µg/l	105%
Trichloromethane	1,01	0,05	1,115	0,0643	µg/l	110%
Tetrachloromethane	0,296	0,015	0,310	0,0708	µg/l	105%
1,1-Dichloroethene	1,03	0,05			µg/l	
Tribromomethane	1,18	0,06	1,075	0,0781	µg/l	91%
Bromodichloromethane	0,318	0,016	0,375	0,0492	µg/l	118%
Dibromochloromethane	1,17	0,06	1,170	0,0484	µg/l	100%
Dichloromethane	<0,6		<0,500	0,0500	µg/l	•
1,2-Dichloroethane	0,86	0,04	0,865	0,0615	µg/l	101%
cis-1,2-Dichloroethene	0,56	0,03	0,565	0,0430	µg/l	101%
trans-1,2-Dichloroethene	0,340	0,017	0,353	0,0440	µg/l	104%

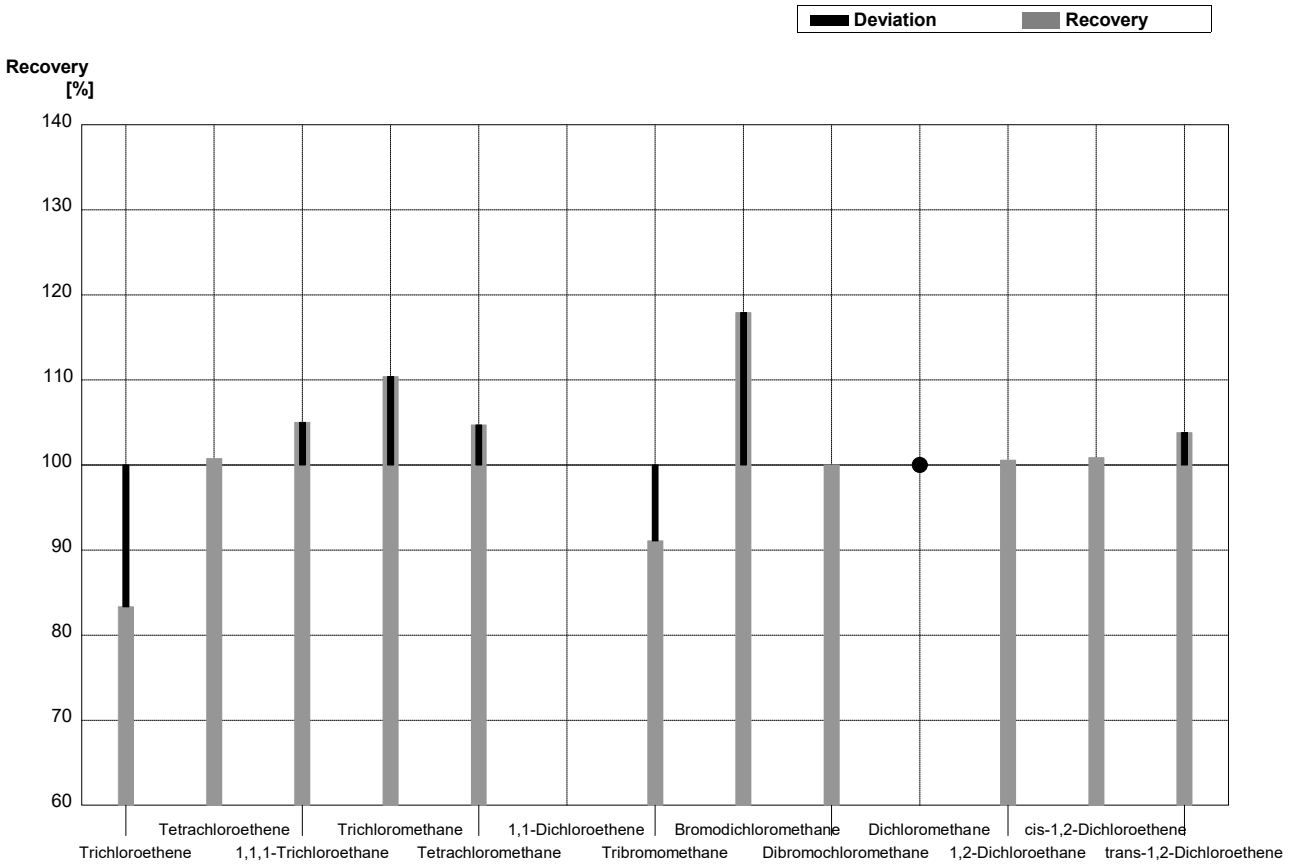

Sample **C-CB07B**
Laboratory **AV**

Parameter	Target value	± U (k=2)	Result	±	Unit	Recovery
Trichloroethene	1,83	0,09	1,745	0,0715	µg/l	95%
Tetrachloroethene	3,69	0,18	3,87	0,0544	µg/l	105%
1,1,1-Trichloroethane	0,55	0,03	0,630	0,0609	µg/l	115%
Trichloromethane	0,444	0,022	0,535	0,0643	µg/l	120%
Tetrachloromethane	0,66	0,03	0,755	0,0708	µg/l	114%
1,1-Dichloroethene	1,66	0,08			µg/l	
Tribromomethane	<0,04		<0,100	0,0781	µg/l	•
Bromodichloromethane	0,362	0,018	0,450	0,0492	µg/l	124%
Dibromochloromethane	1,97	0,10	2,00	0,0484	µg/l	102%
Dichloromethane	3,23	0,16	3,96	0,0500	µg/l	123%
1,2-Dichloroethane	2,10	0,11	2,19	0,0615	µg/l	104%
cis-1,2-Dichloroethene	<0,06		<0,500	0,0430	µg/l	•
trans-1,2-Dichloroethene	0,83	0,04	0,94	0,0440	µg/l	113%

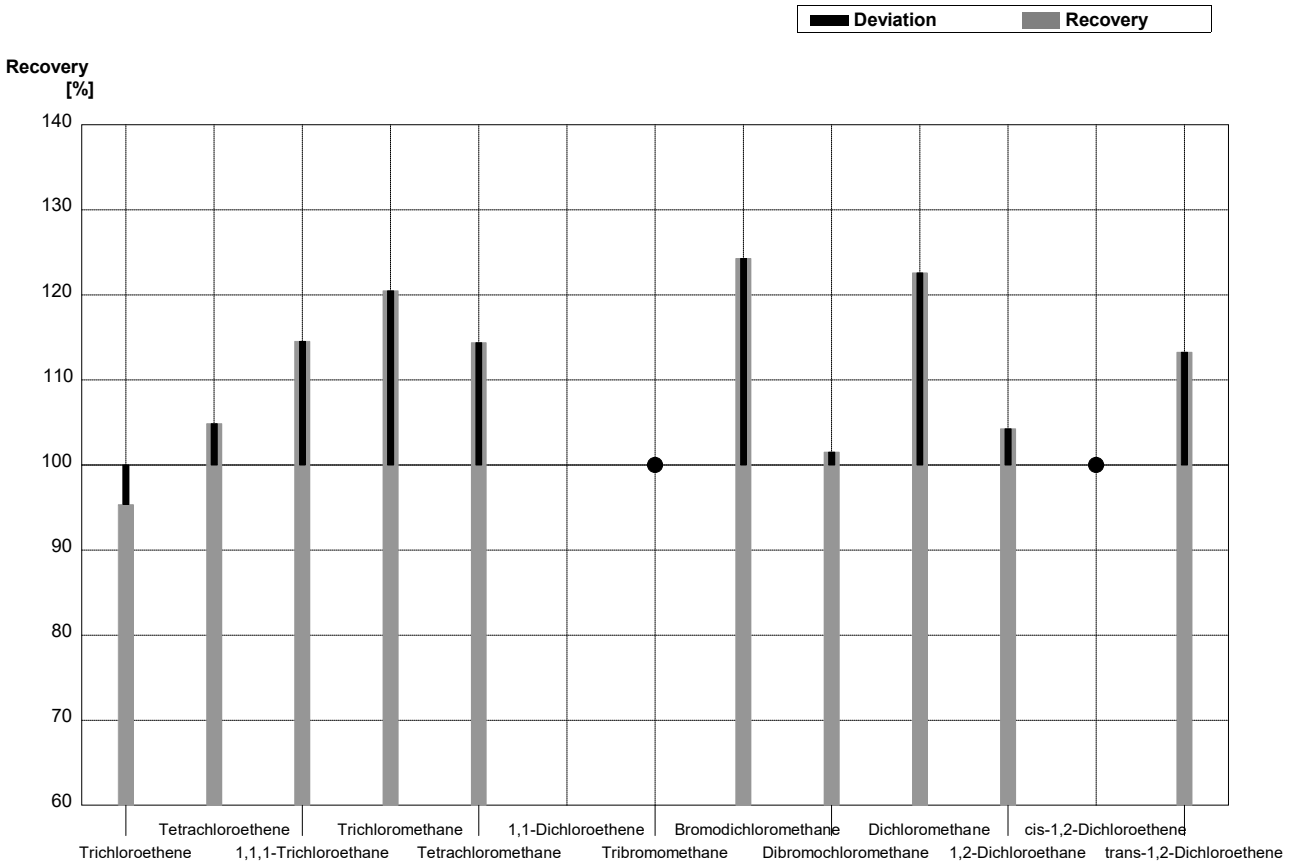

Sample **C-CB07A**
Laboratory **AW**

Parameter	Target value	± U (k=2)	Result	±	Unit	Recovery
Trichloroethene	0,270	0,014			µg/l	
Tetrachloroethene	0,63	0,03	0,87	0,261	µg/l	138%
1,1,1-Trichloroethane	0,338	0,017			µg/l	
Trichloromethane	1,01	0,05	1,24	0,372	µg/l	123%
Tetrachloromethane	0,296	0,015	0,284	0,0852	µg/l	96%
1,1-Dichloroethene	1,03	0,05			µg/l	
Tribromomethane	1,18	0,06			µg/l	
Bromodichloromethane	0,318	0,016			µg/l	
Dibromochloromethane	1,17	0,06			µg/l	
Dichloromethane	<0,6		3,16	0,948	µg/l	FP
1,2-Dichloroethane	0,86	0,04	1,04	0,312	µg/l	121%
cis-1,2-Dichloroethene	0,56	0,03			µg/l	
trans-1,2-Dichloroethene	0,340	0,017			µg/l	

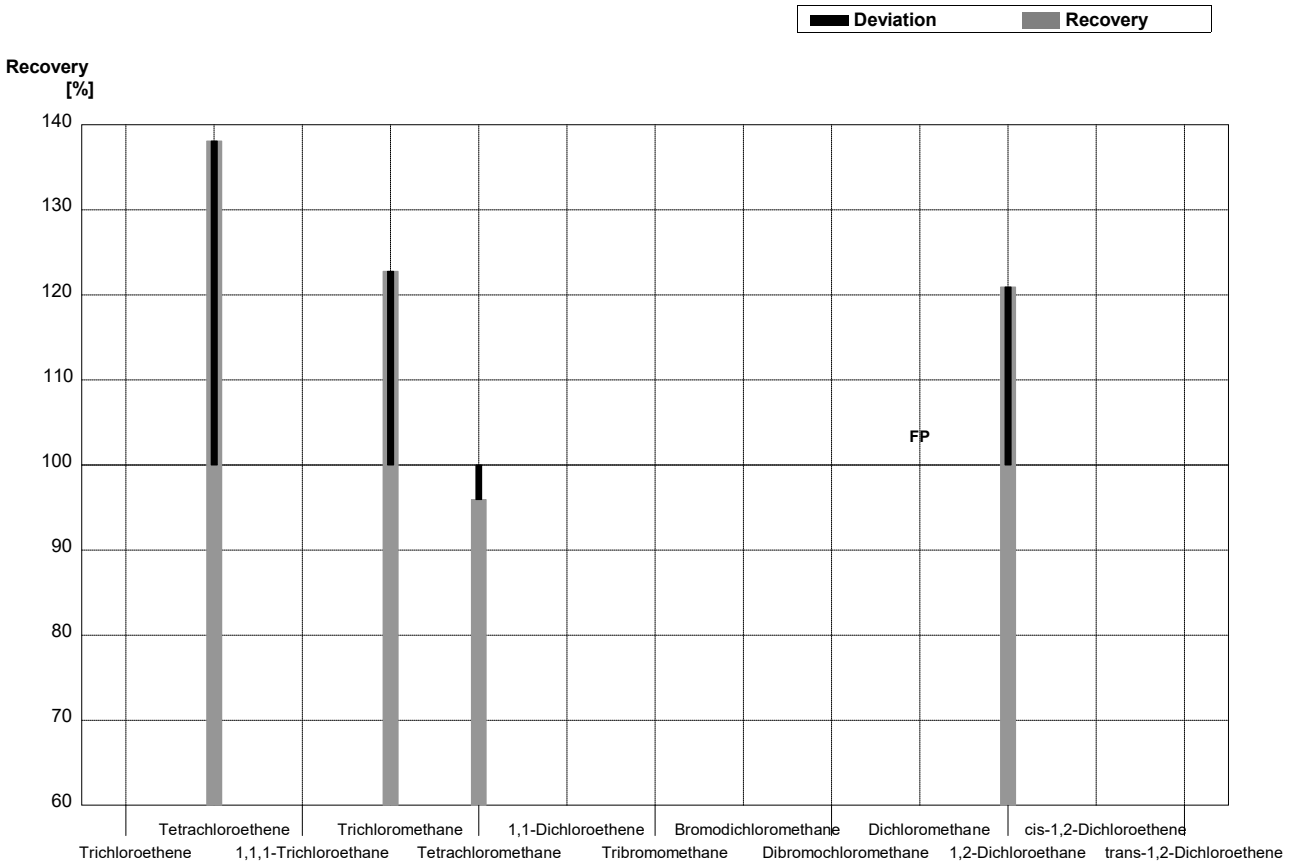

Sample **C-CB07B**
Laboratory **AW**

Parameter	Target value	± U (k=2)	Result	±	Unit	Recovery
Trichloroethene	1,83	0,09			µg/l	
Tetrachloroethene	3,69	0,18	4,82	1,446	µg/l	131%
1,1,1-Trichloroethane	0,55	0,03			µg/l	
Trichloromethane	0,444	0,022	0,53	0,159	µg/l	119%
Tetrachloromethane	0,66	0,03	0,67	0,201	µg/l	102%
1,1-Dichloroethene	1,66	0,08			µg/l	
Tribromomethane	<0,04				µg/l	
Bromodichloromethane	0,362	0,018			µg/l	
Dibromochloromethane	1,97	0,10			µg/l	
Dichloromethane	3,23	0,16	5,1	1,53	µg/l	158%
1,2-Dichloroethane	2,10	0,11	2,84	0,852	µg/l	135%
cis-1,2-Dichloroethene	<0,06				µg/l	
trans-1,2-Dichloroethene	0,83	0,04			µg/l	

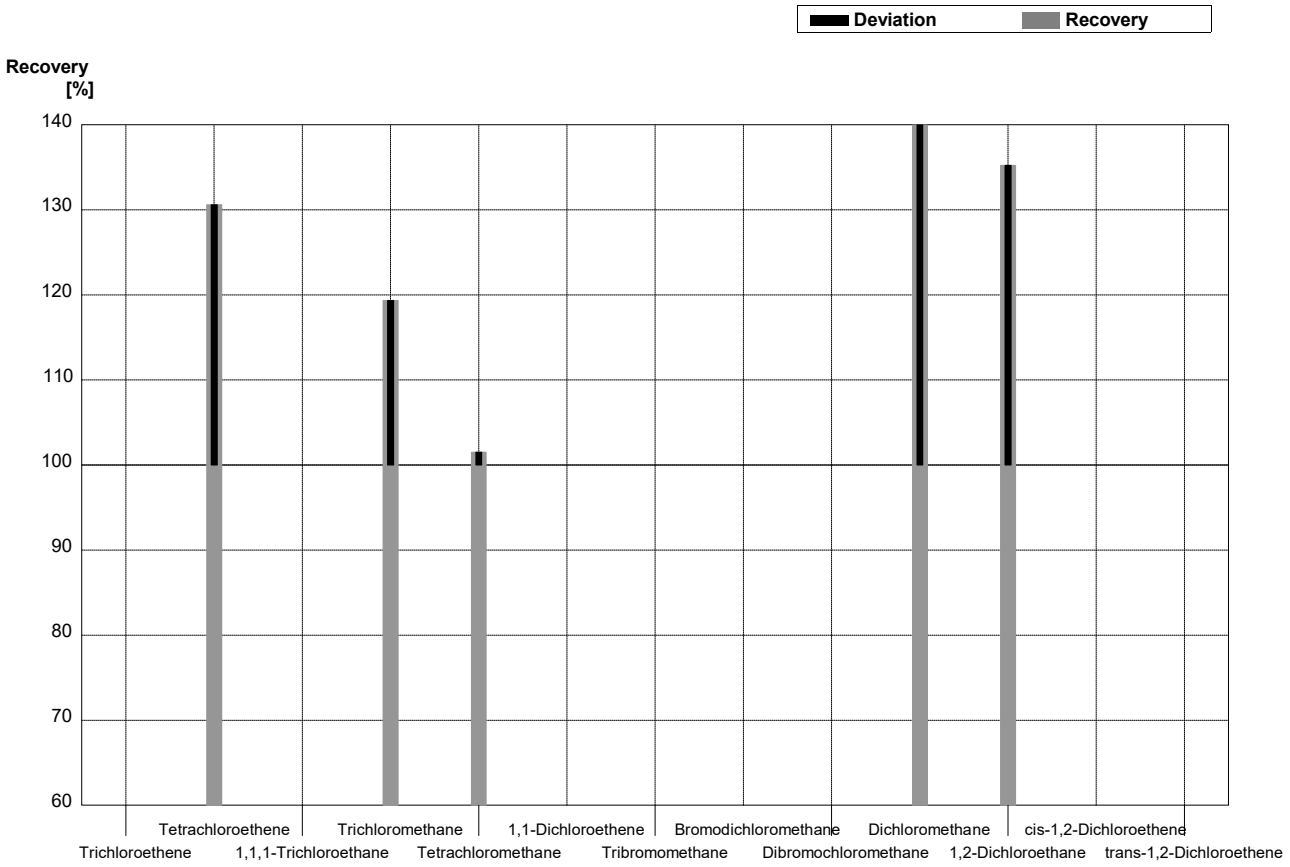

Sample **B-CB07A**
Laboratory **AX**

Parameter	Target value	± U (k=2)	Result	±	Unit	Recovery
MTBE	1,70	0,09			µg/L	
Benzene	1,88	0,09	1,94	0,4	µg/L	103%
Toluene	1,40	0,07	1,41	0,3	µg/L	101%
Ethylbenzene	3,52	0,18	3,72	0,7	µg/L	106%
m,p-Xylene	1,96	0,10	2,00	0,4	µg/L	102%
o-Xylene	2,56	0,13	2,59	0,5	µg/L	101%

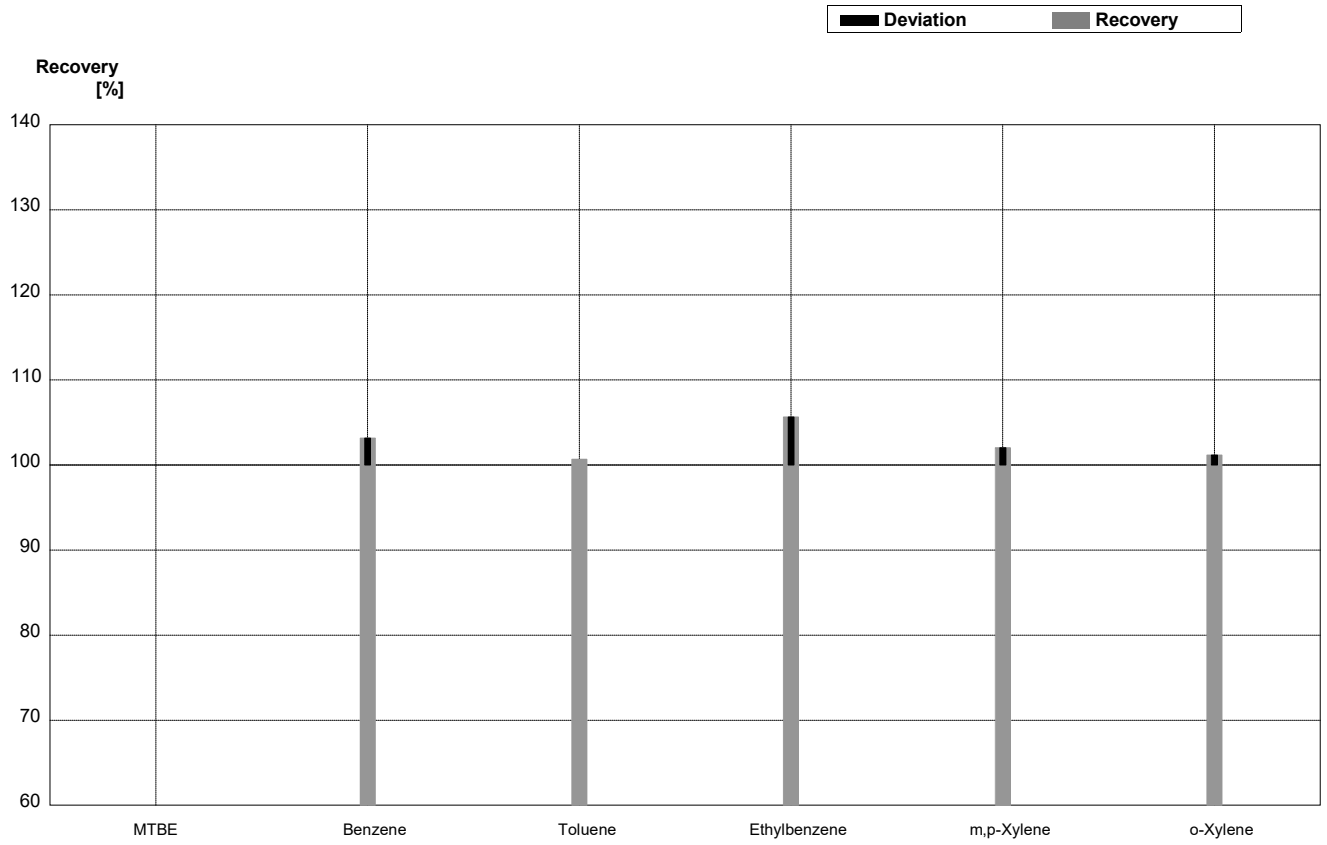

Sample **B-CB07B**
Laboratory **AX**

Parameter	Target value	± U (k=2)	Result	±	Unit	Recovery
MTBE	0,82	0,04			µg/L	
Benzene	3,34	0,17	3,40	0,7	µg/L	102%
Toluene	3,44	0,17	3,54	0,7	µg/L	103%
Ethylbenzene	0,89	0,04	0,87	0,2	µg/L	98%
m,p-Xylene	0,61	0,03	0,56	0,1	µg/L	92%
o-Xylene	0,54	0,03	0,50	0,1	µg/L	93%

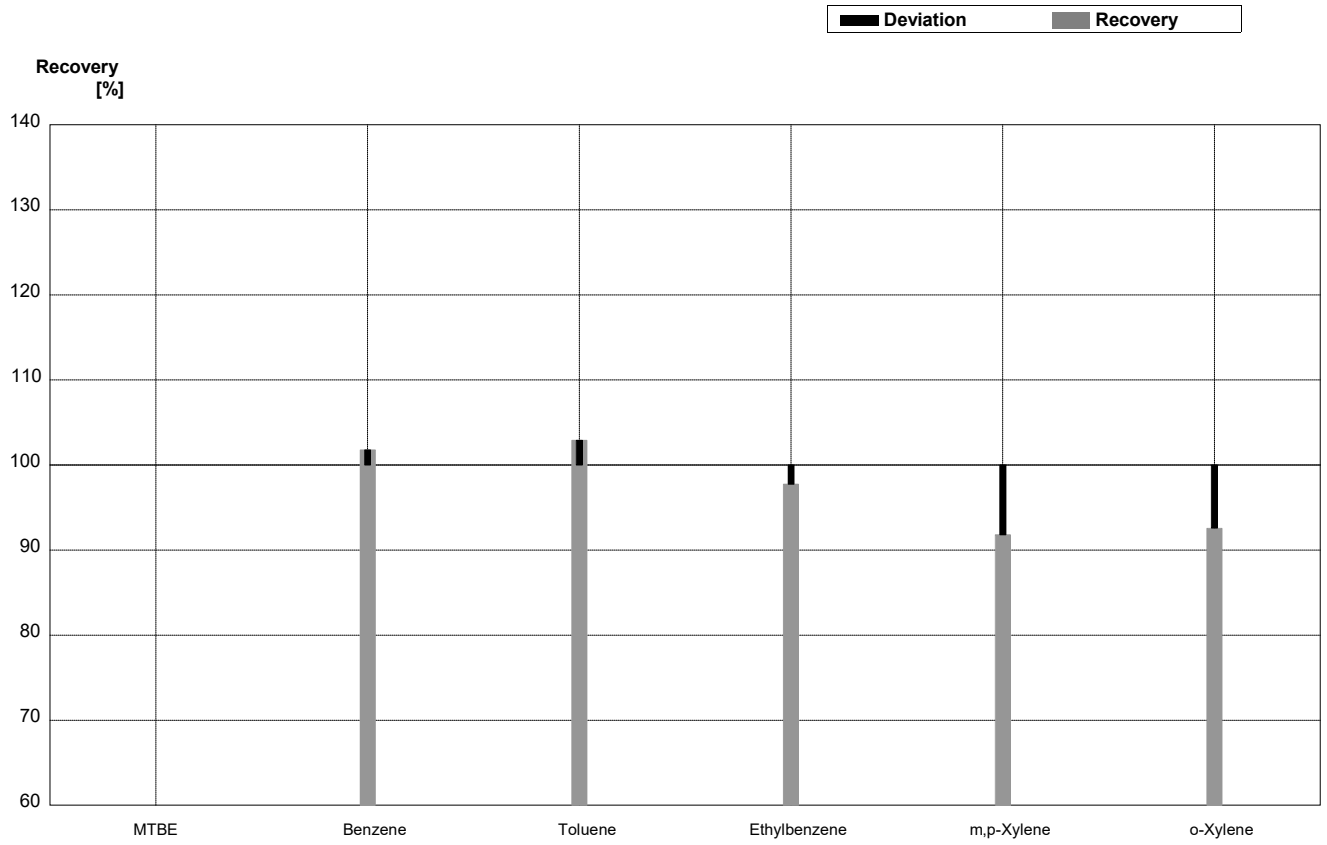

Sample **B-CB07A**
Laboratory **AY**

Parameter	Target value	± U (k=2)	Result	±	Unit	Recovery
MTBE	1,70	0,09	2,82	0,40	µg/L	166%
Benzene	1,88	0,09	2,61	0,10	µg/L	139%
Toluene	1,40	0,07	2,04	0,29	µg/L	146%
Ethylbenzene	3,52	0,18	4,48	0,66	µg/L	127%
m,p-Xylene	1,96	0,10	2,61	0,13	µg/L	133%
o-Xylene	2,56	0,13	3,40	0,17	µg/L	133%

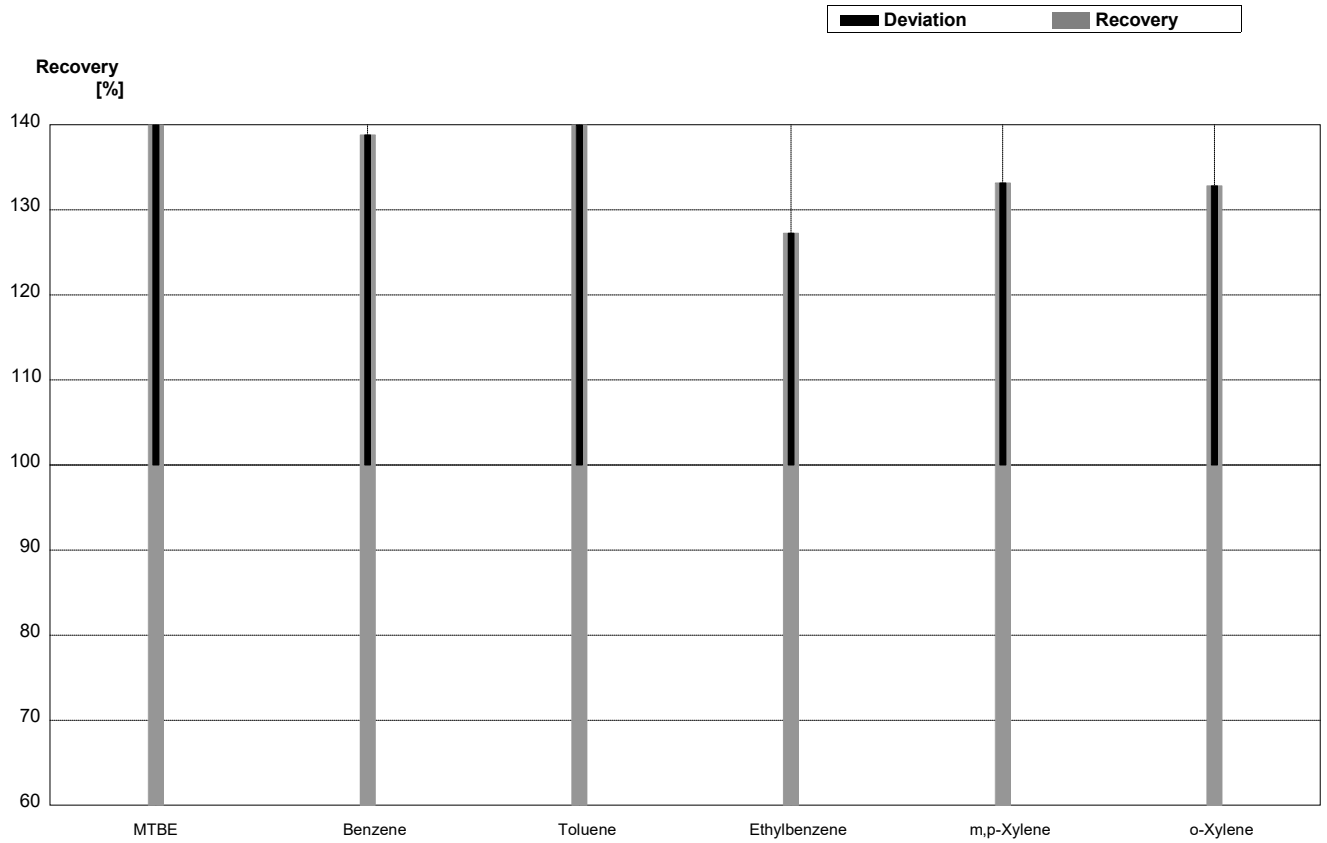

Sample **B-CB07B**
Laboratory **AY**

Parameter	Target value	± U (k=2)	Result	±	Unit	Recovery
MTBE	0,82	0,04	1,69	0,23	µg/L	206%
Benzene	3,34	0,17	4,15	0,11	µg/L	124%
Toluene	3,44	0,17	5,37	0,71	µg/L	156%
Ethylbenzene	0,89	0,04	1,08	0,15	µg/L	121%
m,p-Xylene	0,61	0,03	0,85	0,07	µg/L	139%
o-Xylene	0,54	0,03	0,77	0,07	µg/L	143%

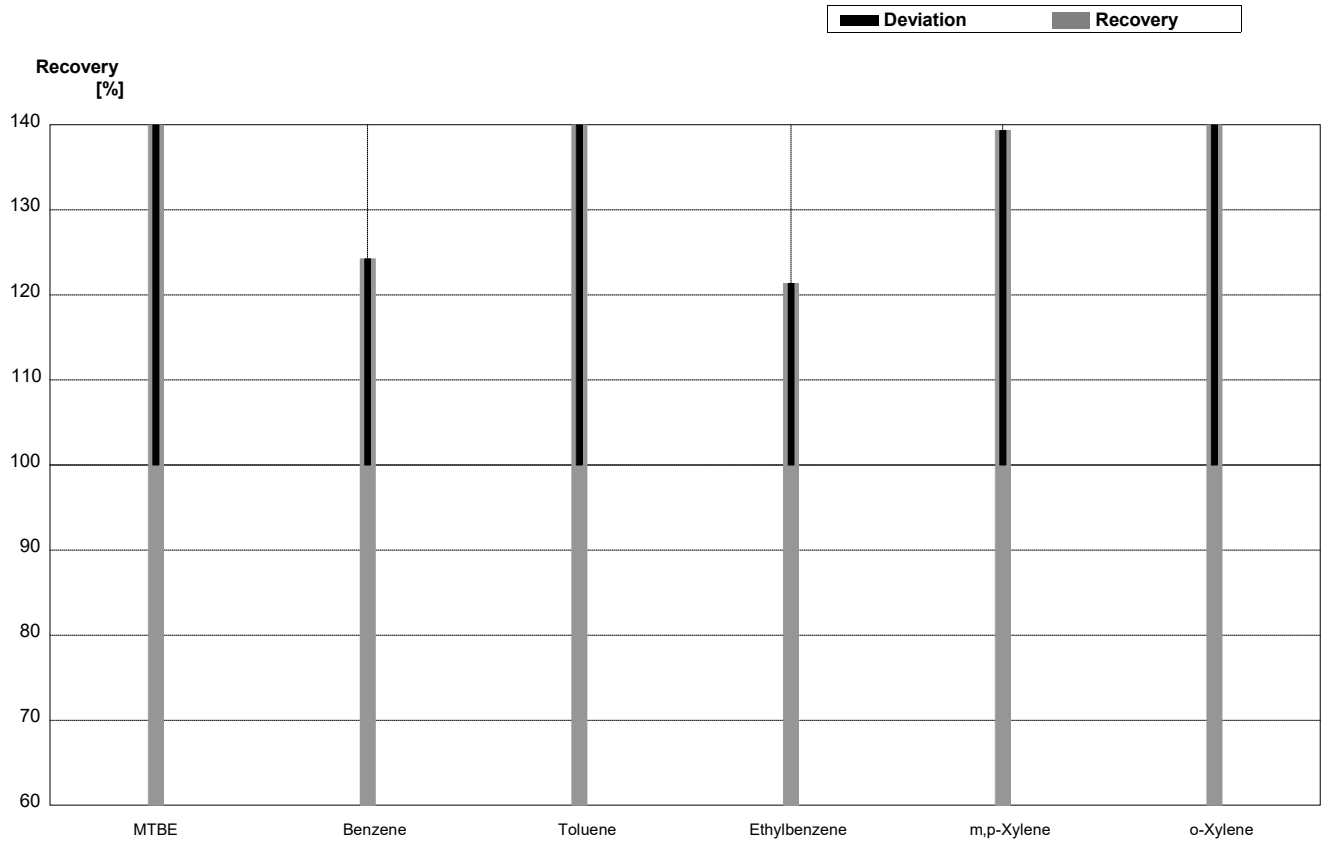

Sample **B-CB07A**
Laboratory **AZ**

Parameter	Target value	± U (k=2)	Result	±	Unit	Recovery
MTBE	1,70	0,09	1,937	0,291	µg/L	114%
Benzene	1,88	0,09	2,170	0,326	µg/L	115%
Toluene	1,40	0,07	1,740	0,261	µg/L	124%
Ethylbenzene	3,52	0,18	4,276	0,641	µg/L	121%
m,p-Xylene	1,96	0,10	2,694	0,404	µg/L	137%
o-Xylene	2,56	0,13	3,189	0,478	µg/L	125%

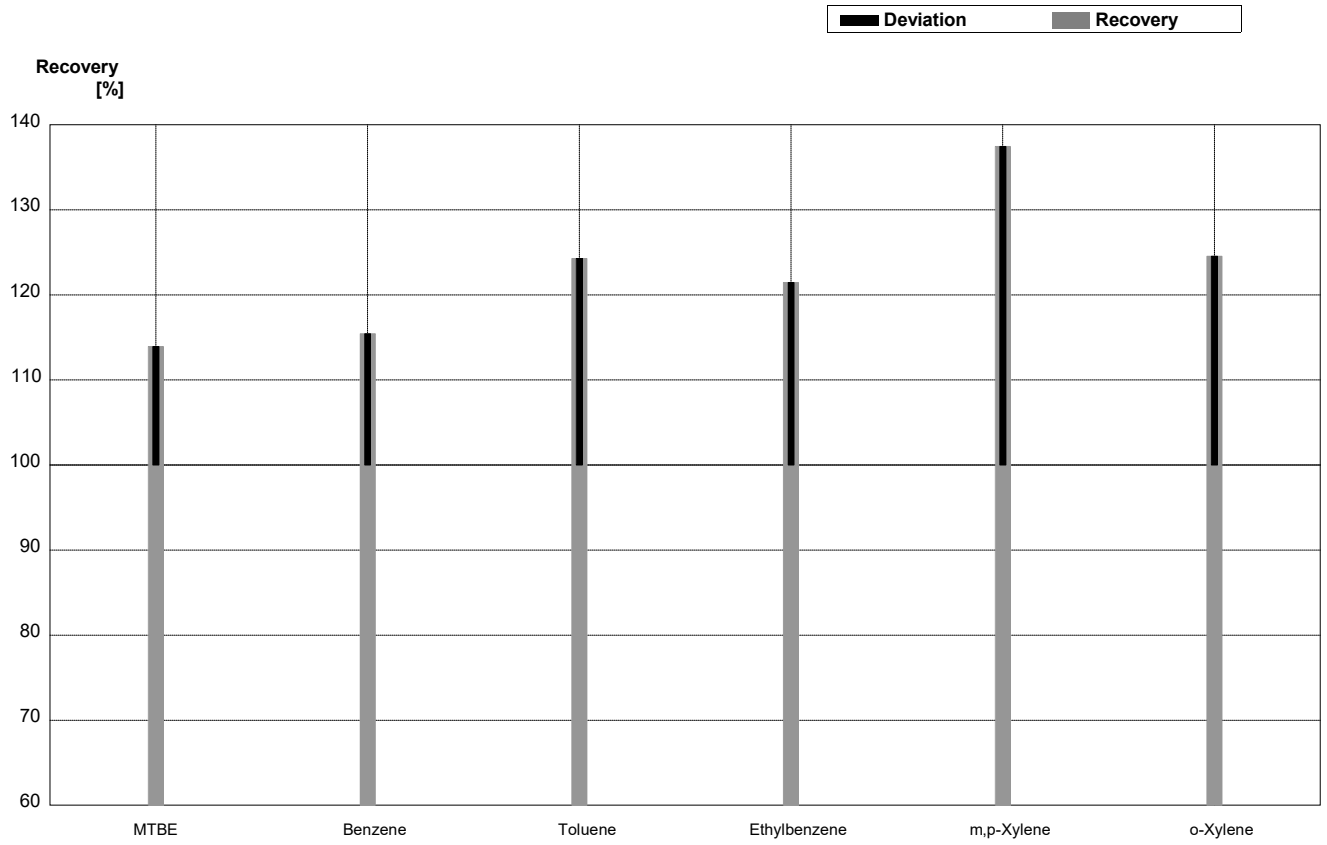

Sample **B-CB07B**
Laboratory **AZ**

Parameter	Target value	± U (k=2)	Result	±	Unit	Recovery
MTBE	0,82	0,04	1,005	0,151	µg/L	123%
Benzene	3,34	0,17	3,999	0,600	µg/L	120%
Toluene	3,44	0,17	4,371	0,656	µg/L	127%
Ethylbenzene	0,89	0,04	1,141	0,171	µg/L	128%
m,p-Xylene	0,61	0,03	1,016	0,152	µg/L	167%
o-Xylene	0,54	0,03	0,739	0,110	µg/L	137%

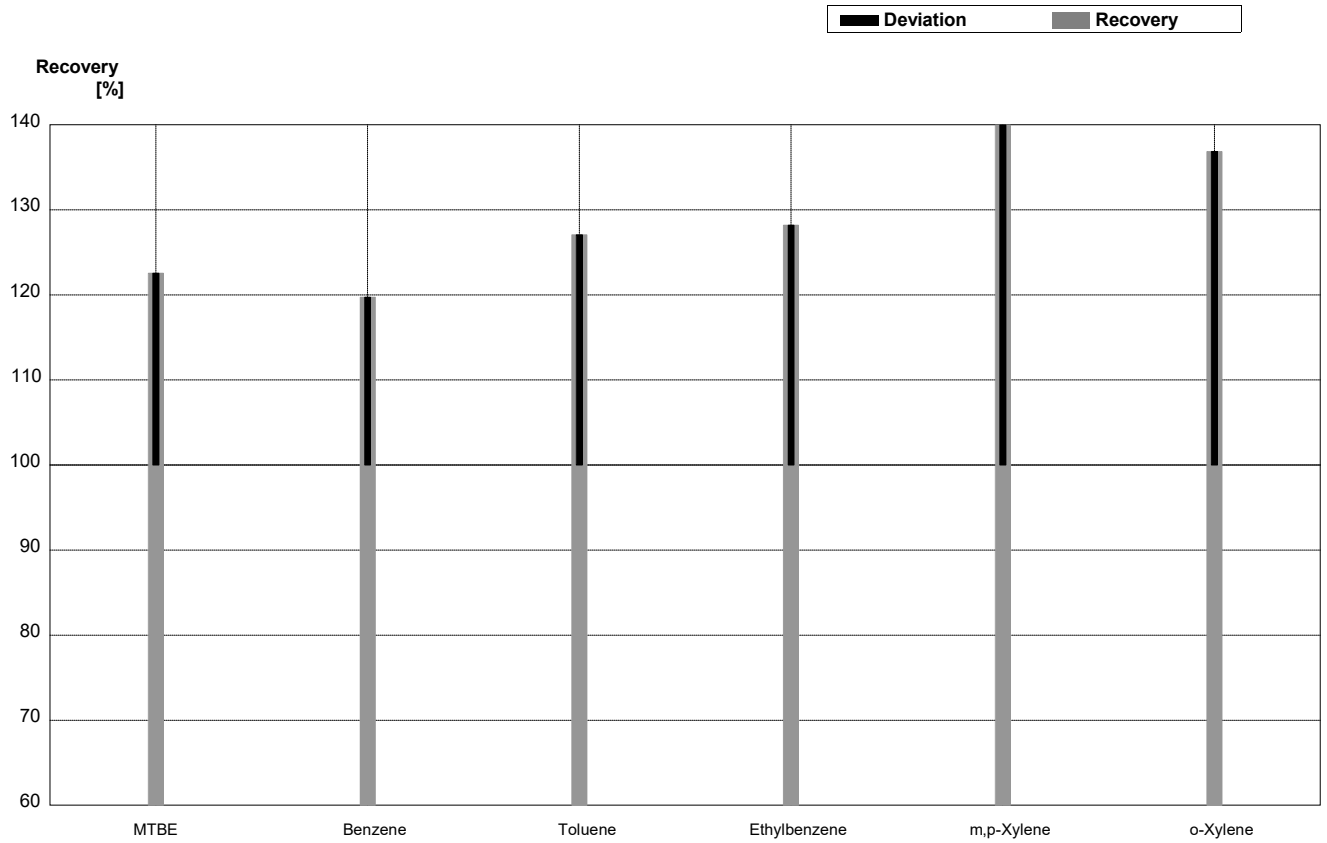

Sample **B-CB07A**
Laboratory **BA**

Parameter	Target value	± U (k=2)	Result	±	Unit	Recovery
MTBE	1,70	0,09			µg/L	
Benzene	1,88	0,09	2,15	0,2	µg/L	114%
Toluene	1,40	0,07	1,55	0,2	µg/L	111%
Ethylbenzene	3,52	0,18	3,23	0,2	µg/L	92%
m,p-Xylene	1,96	0,10	2,30	0,2	µg/L	117%
o-Xylene	2,56	0,13	2,50	0,2	µg/L	98%

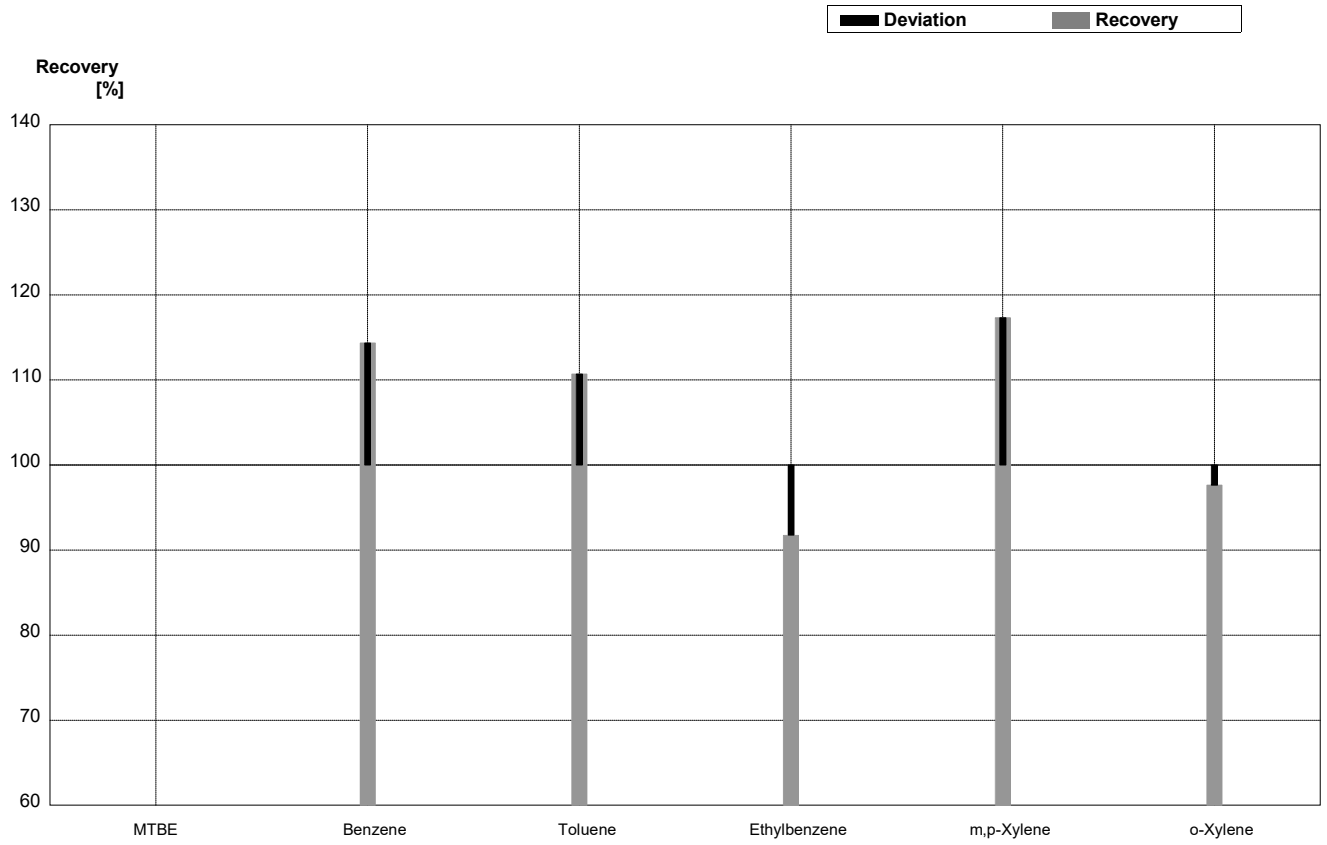

Sample **B-CB07B**
Laboratory **BA**

Parameter	Target value	± U (k=2)	Result	±	Unit	Recovery
MTBE	0,82	0,04			µg/L	
Benzene	3,34	0,17	3,40	0,2	µg/L	102%
Toluene	3,44	0,17	3,20	0,2	µg/L	93%
Ethylbenzene	0,89	0,04	1,08	0,2	µg/L	121%
m,p-Xylene	0,61	0,03	1,15	0,2	µg/L	189%
o-Xylene	0,54	0,03	<1,00	0,2	µg/L	•

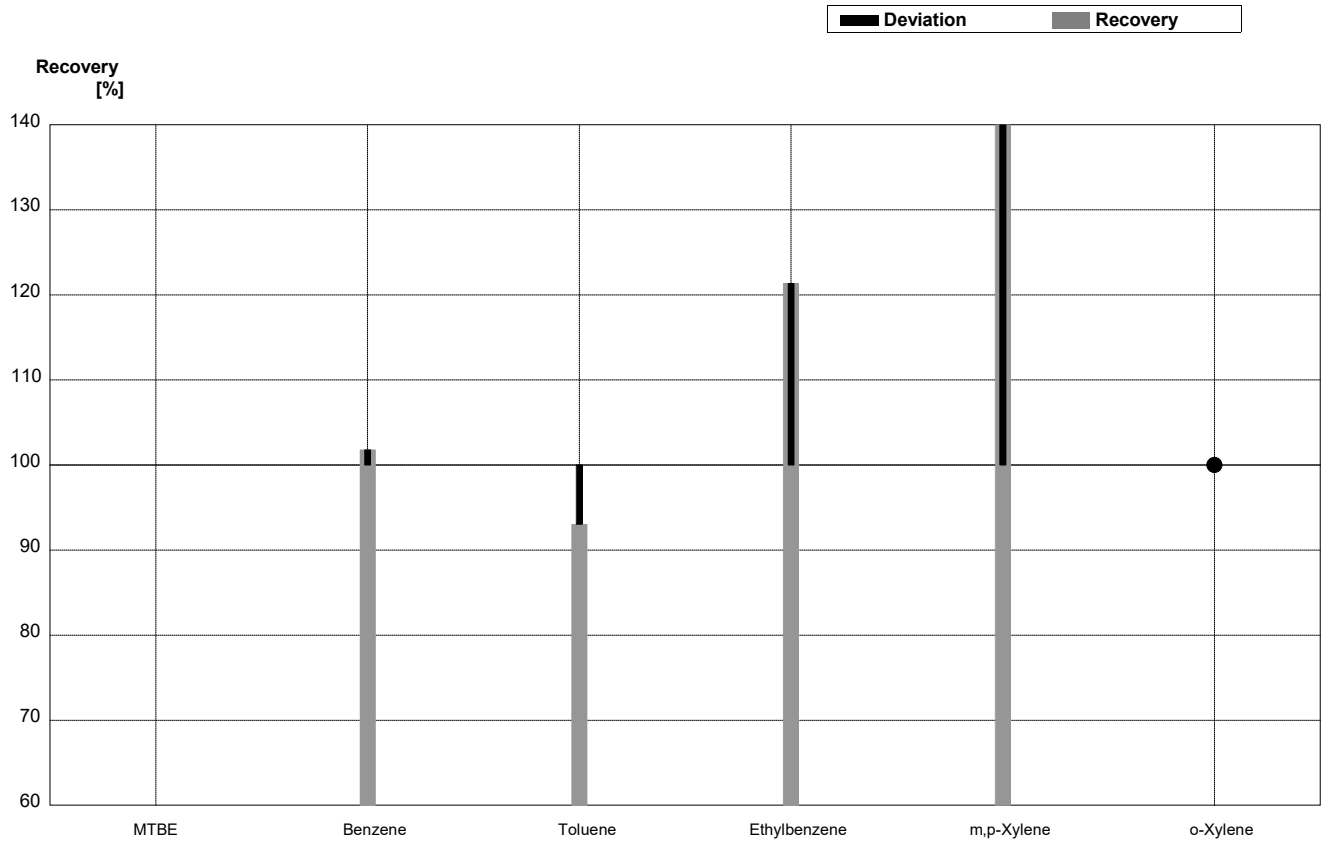

Sample **B-CB07A**
Laboratory **BB**

Parameter	Target value	± U (k=2)	Result	±	Unit	Recovery
MTBE	1,70	0,09			µg/L	
Benzene	1,88	0,09			µg/L	
Toluene	1,40	0,07	1,36	0,30	µg/L	97%
Ethylbenzene	3,52	0,18	2,07	0,46	µg/L	59%
m,p-Xylene	1,96	0,10	2,07	0,46	µg/L	106%
o-Xylene	2,56	0,13	2,97	0,65	µg/L	116%

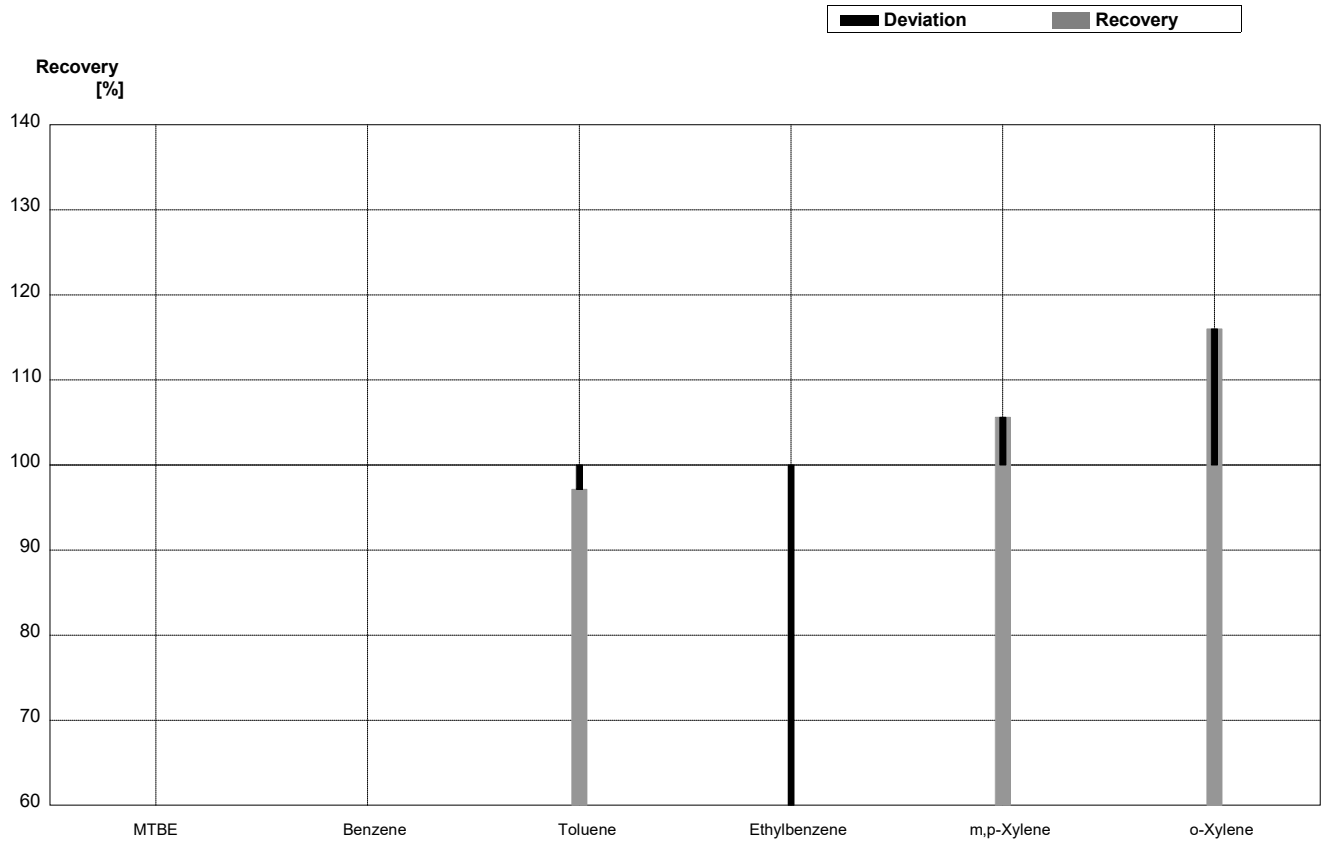

Sample **B-CB07B**
Laboratory **BB**

Parameter	Target value	± U (k=2)	Result	±	Unit	Recovery
MTBE	0,82	0,04			µg/L	
Benzene	3,34	0,17			µg/L	
Toluene	3,44	0,17	3,19	0,70	µg/L	93%
Ethylbenzene	0,89	0,04	0,682	0,15	µg/L	77%
m,p-Xylene	0,61	0,03	1,12	0,25	µg/L	184%
o-Xylene	0,54	0,03	0,877	0,19	µg/L	162%

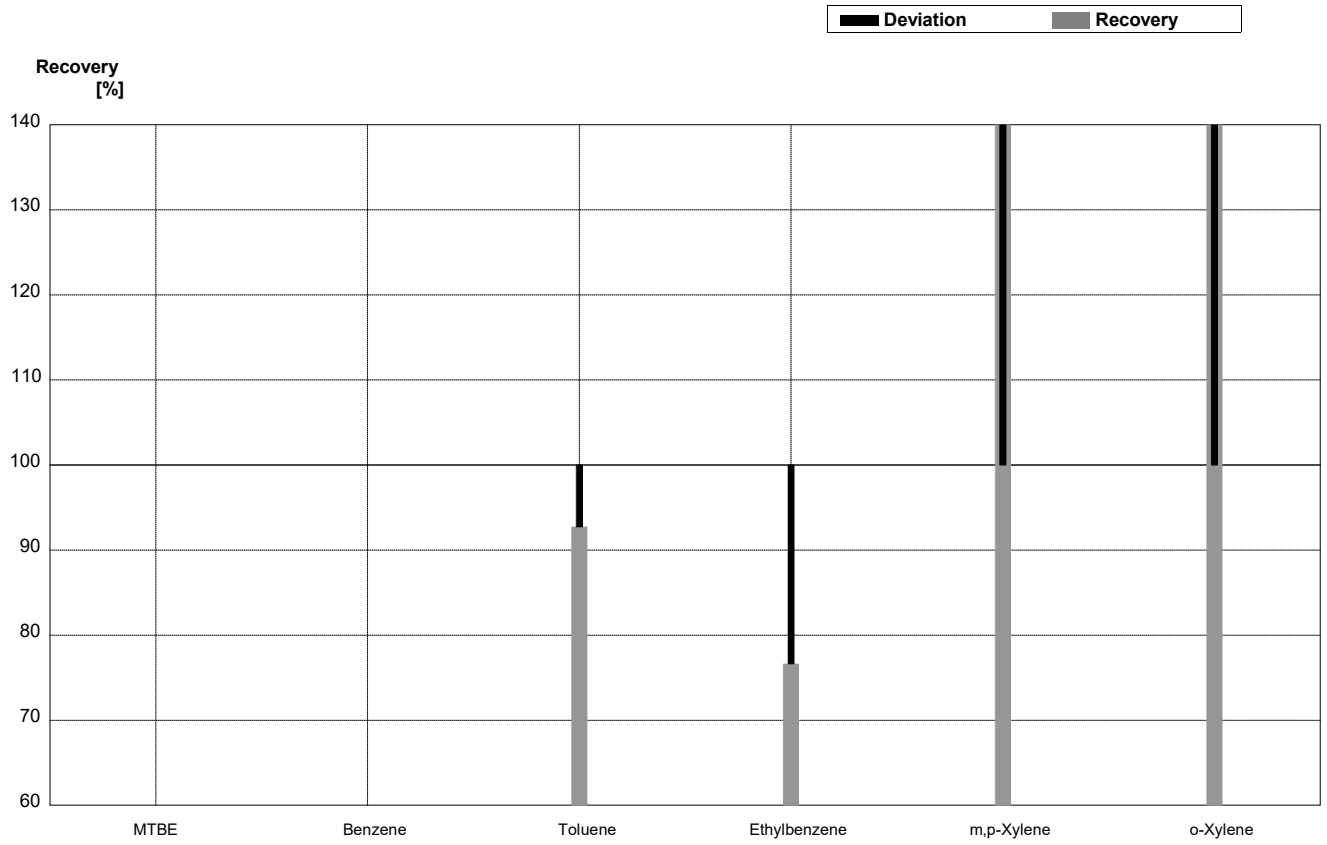

Sample **B-CB07A**
Laboratory **BC**

Parameter	Target value	± U (k=2)	Result	±	Unit	Recovery
MTBE	1,70	0,09			µg/L	
Benzene	1,88	0,09	1,71	0,34	µg/L	91%
Toluene	1,40	0,07	1,15	0,23	µg/L	82%
Ethylbenzene	3,52	0,18	2,84	0,57	µg/L	81%
m,p-Xylene	1,96	0,10	1,62	0,32	µg/L	83%
o-Xylene	2,56	0,13	2,18	0,44	µg/L	85%

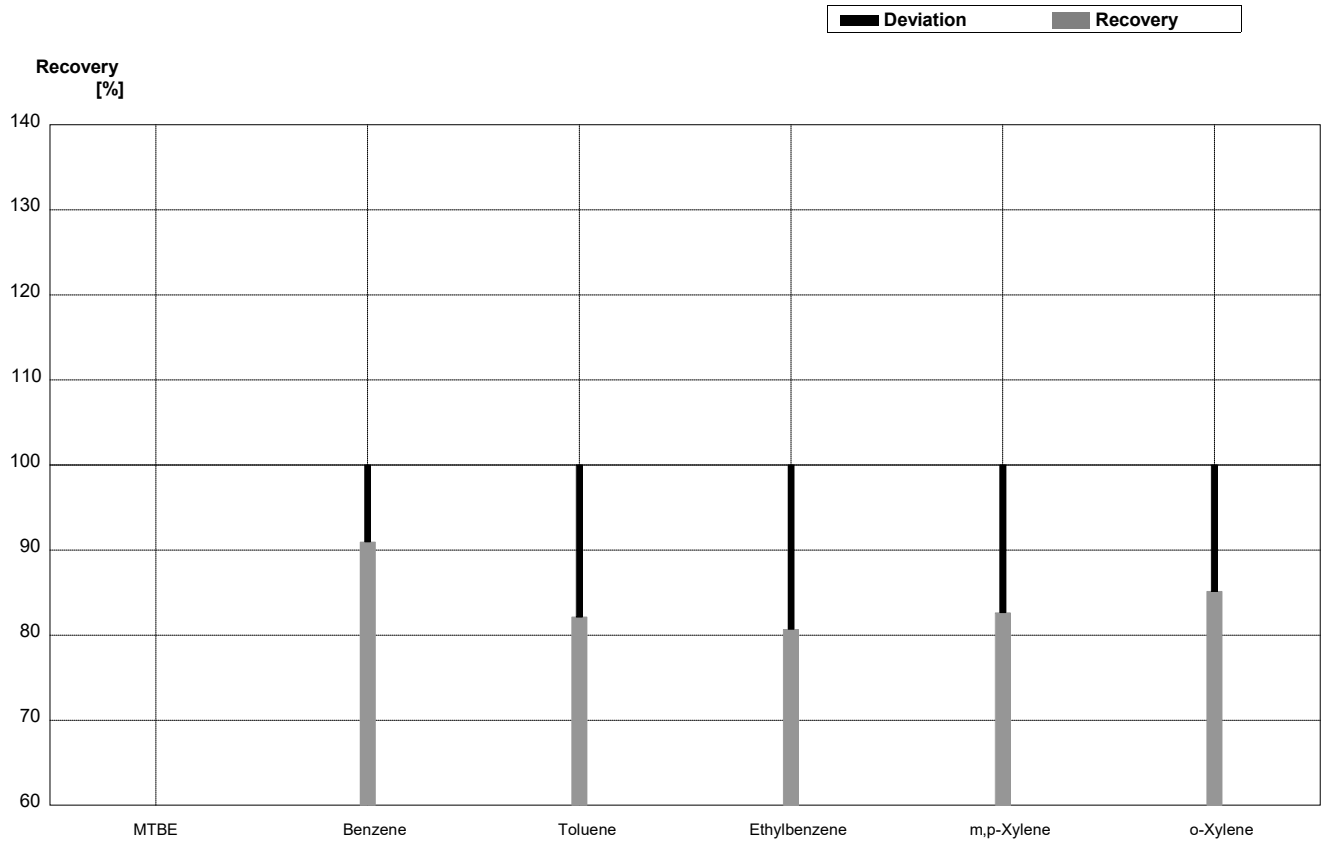

Sample **B-CB07B**
Laboratory **BC**

Parameter	Target value	± U (k=2)	Result	±	Unit	Recovery
MTBE	0,82	0,04			µg/L	
Benzene	3,34	0,17	3,25	0,65	µg/L	97%
Toluene	3,44	0,17	3,08	0,62	µg/L	90%
Ethylbenzene	0,89	0,04	0,80	0,16	µg/L	90%
m,p-Xylene	0,61	0,03	0,55	0,11	µg/L	90%
o-Xylene	0,54	0,03	0,50	0,10	µg/L	93%

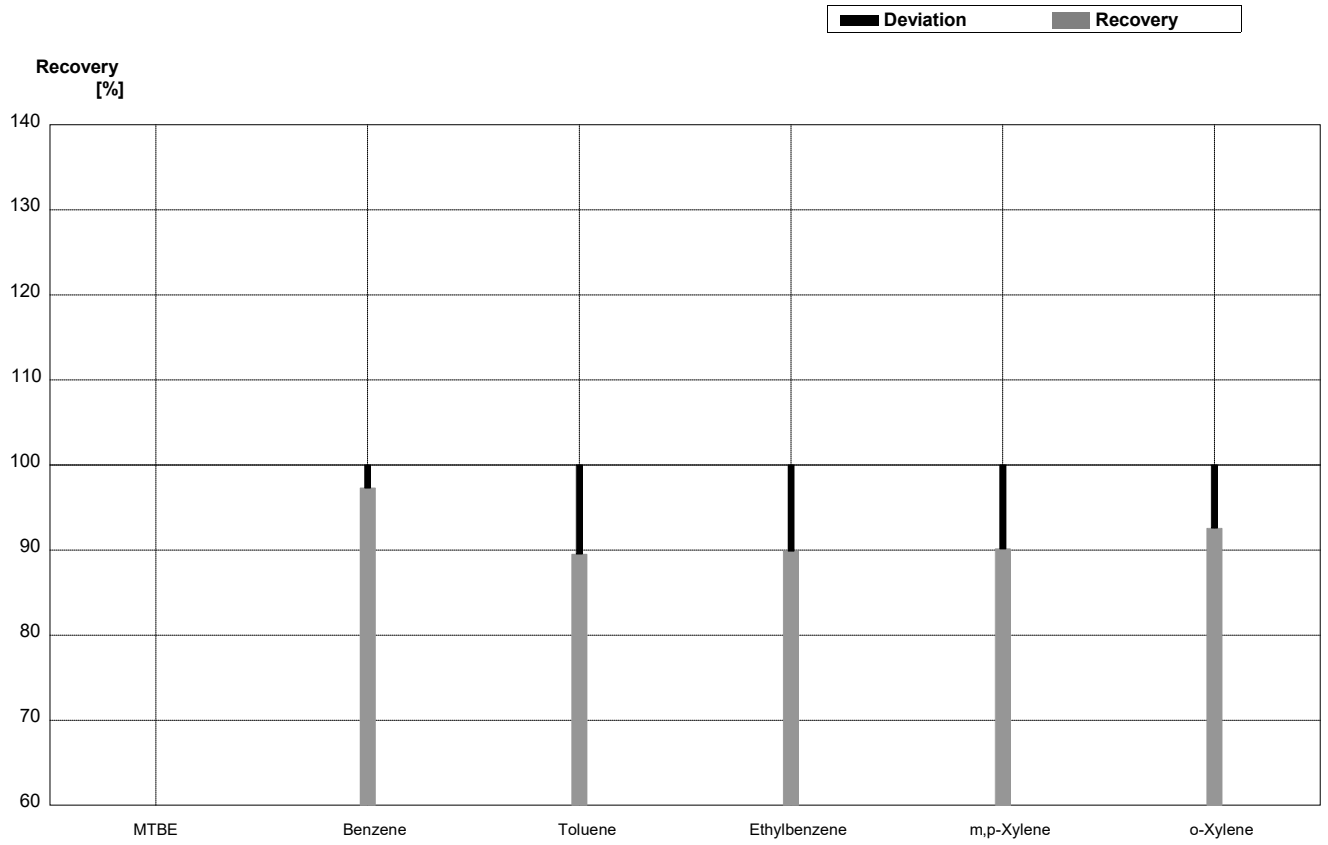

Sample **B-CB07A**
Laboratory **BD**

Parameter	Target value	± U (k=2)	Result	±	Unit	Recovery
MTBE	1,70	0,09	1,522	0,304	µg/L	90%
Benzene	1,88	0,09	1,467	0,293	µg/L	78%
Toluene	1,40	0,07	1,086	0,217	µg/L	78%
Ethylbenzene	3,52	0,18	1,492	0,298	µg/L	42%
m,p-Xylene	1,96	0,10	0,690	0,138	µg/L	35%
o-Xylene	2,56	0,13	0,965	0,193	µg/L	38%

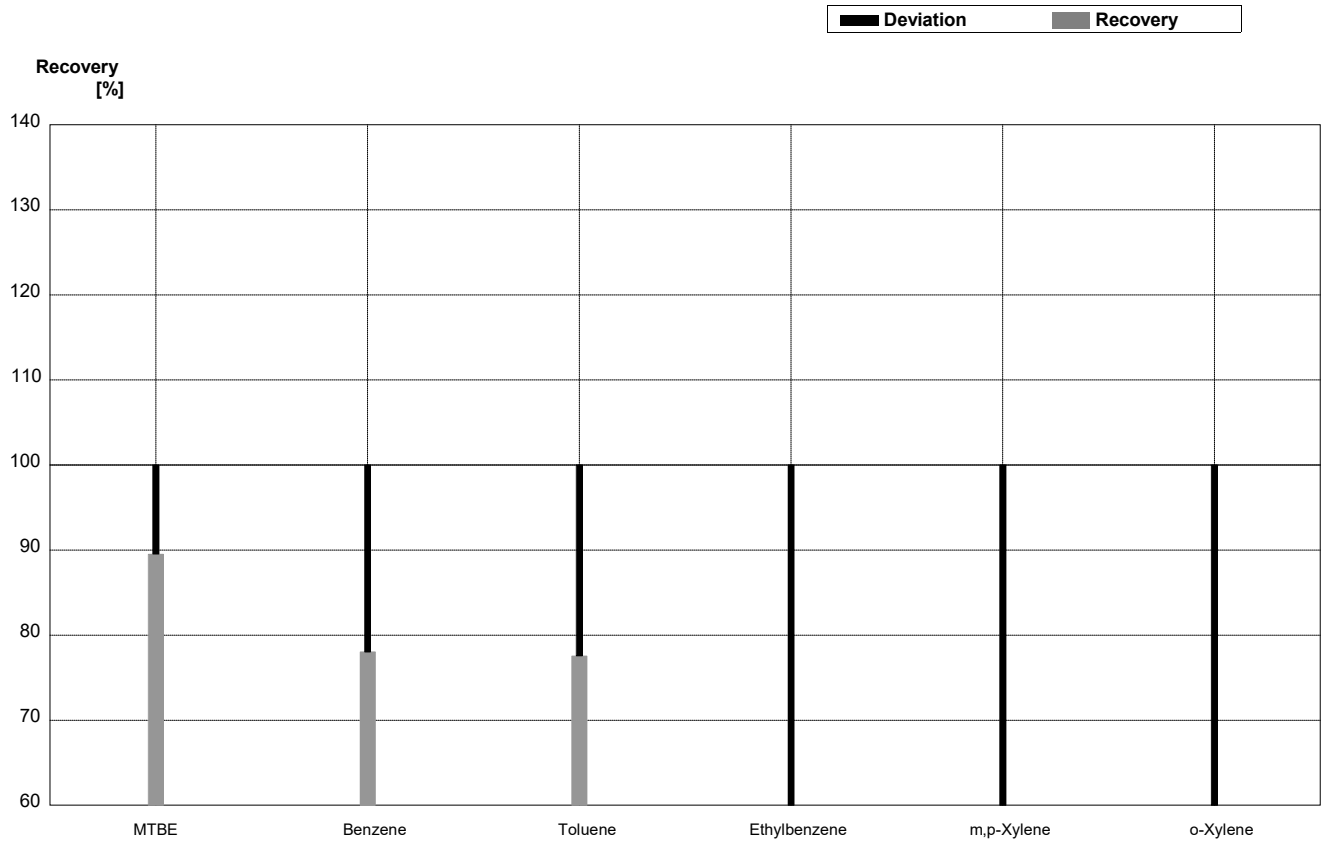

Sample **B-CB07B**
Laboratory **BD**

Parameter	Target value	± U (k=2)	Result	±	Unit	Recovery
MTBE	0,82	0,04	0,746	0,149	µg/L	91%
Benzene	3,34	0,17	2,308	0,462	µg/L	69%
Toluene	3,44	0,17	2,463	0,493	µg/L	72%
Ethylbenzene	0,89	0,04	0,297	0,059	µg/L	33%
m,p-Xylene	0,61	0,03	0,176	0,035	µg/L	29%
o-Xylene	0,54	0,03	0,190	0,038	µg/L	35%

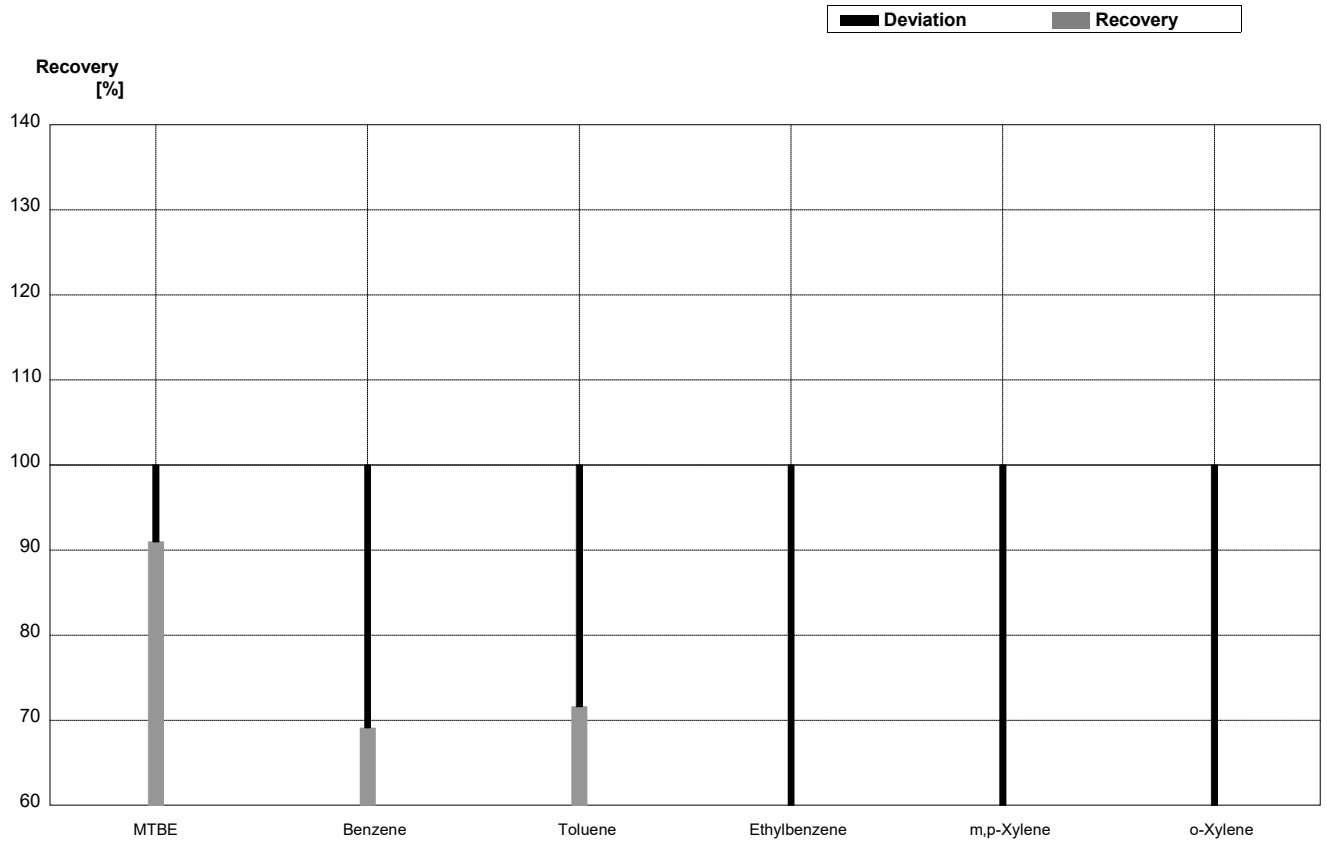

Sample **B-CB07A**
Laboratory **BE**

Parameter	Target value	± U (k=2)	Result	±	Unit	Recovery
MTBE	1,70	0,09			µg/L	
Benzene	1,88	0,09	1,73	0,34	µg/L	92%
Toluene	1,40	0,07	1,13	0,22	µg/L	81%
Ethylbenzene	3,52	0,18	2,71	0,54	µg/L	77%
m,p-Xylene	1,96	0,10	1,36	0,27	µg/L	69%
o-Xylene	2,56	0,13	1,90	0,38	µg/L	74%

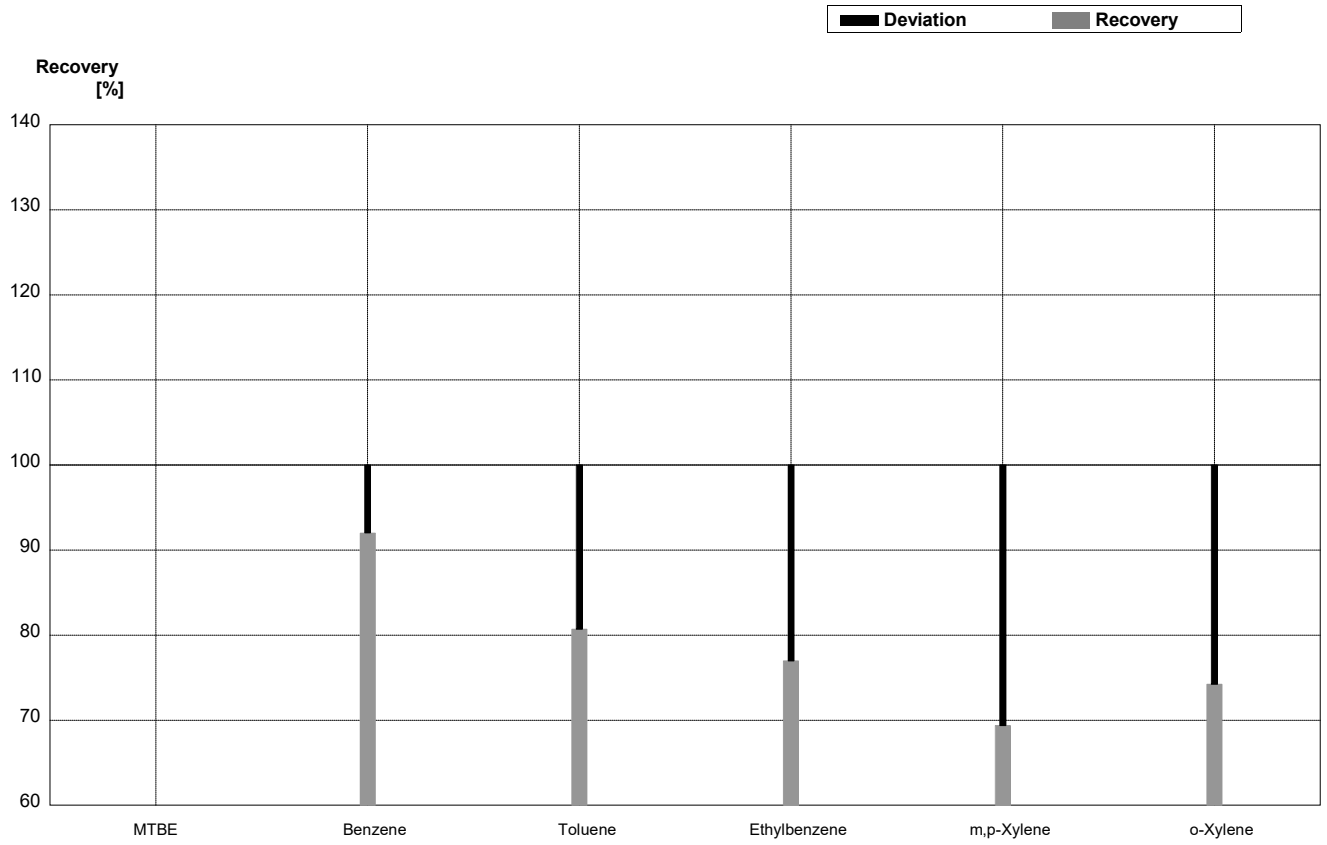

Sample **B-CB07B**
Laboratory **BE**

Parameter	Target value	± U (k=2)	Result	±	Unit	Recovery
MTBE	0,82	0,04			µg/L	
Benzene	3,34	0,17	2,93	0,58	µg/L	88%
Toluene	3,44	0,17	2,71	0,54	µg/L	79%
Ethylbenzene	0,89	0,04	0,61	0,12	µg/L	69%
m,p-Xylene	0,61	0,03	0,328	0,06	µg/L	54%
o-Xylene	0,54	0,03	0,309	0,06	µg/L	57%

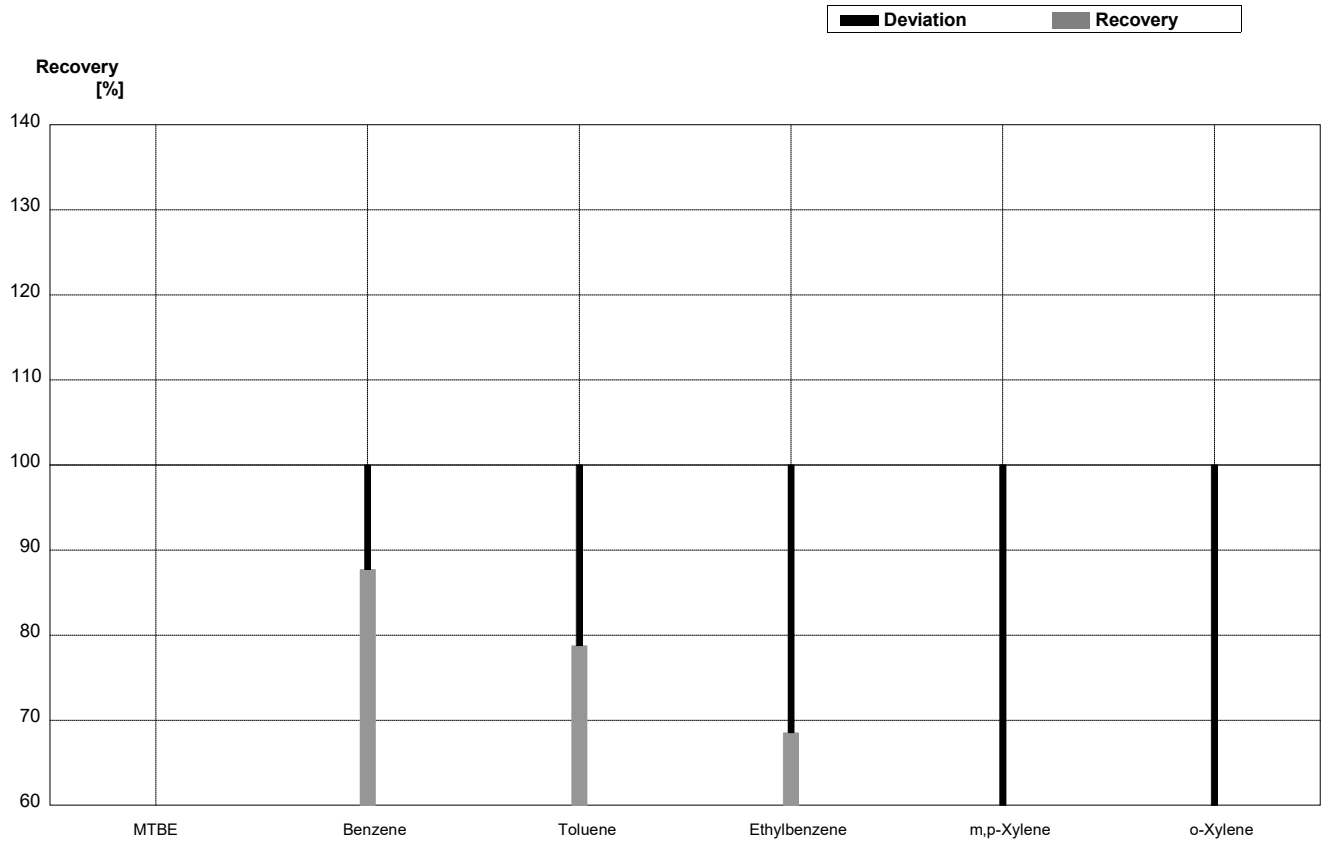

Sample **B-CB07A**
Laboratory **BF**

Parameter	Target value	± U (k=2)	Result	±	Unit	Recovery
MTBE	1,70	0,09	1,75	0,4	µg/L	103%
Benzene	1,88	0,09	1,64	0,2	µg/L	87%
Toluene	1,40	0,07			µg/L	
Ethylbenzene	3,52	0,18	3,57	0,5	µg/L	101%
m,p-Xylene	1,96	0,10			µg/L	
o-Xylene	2,56	0,13			µg/L	

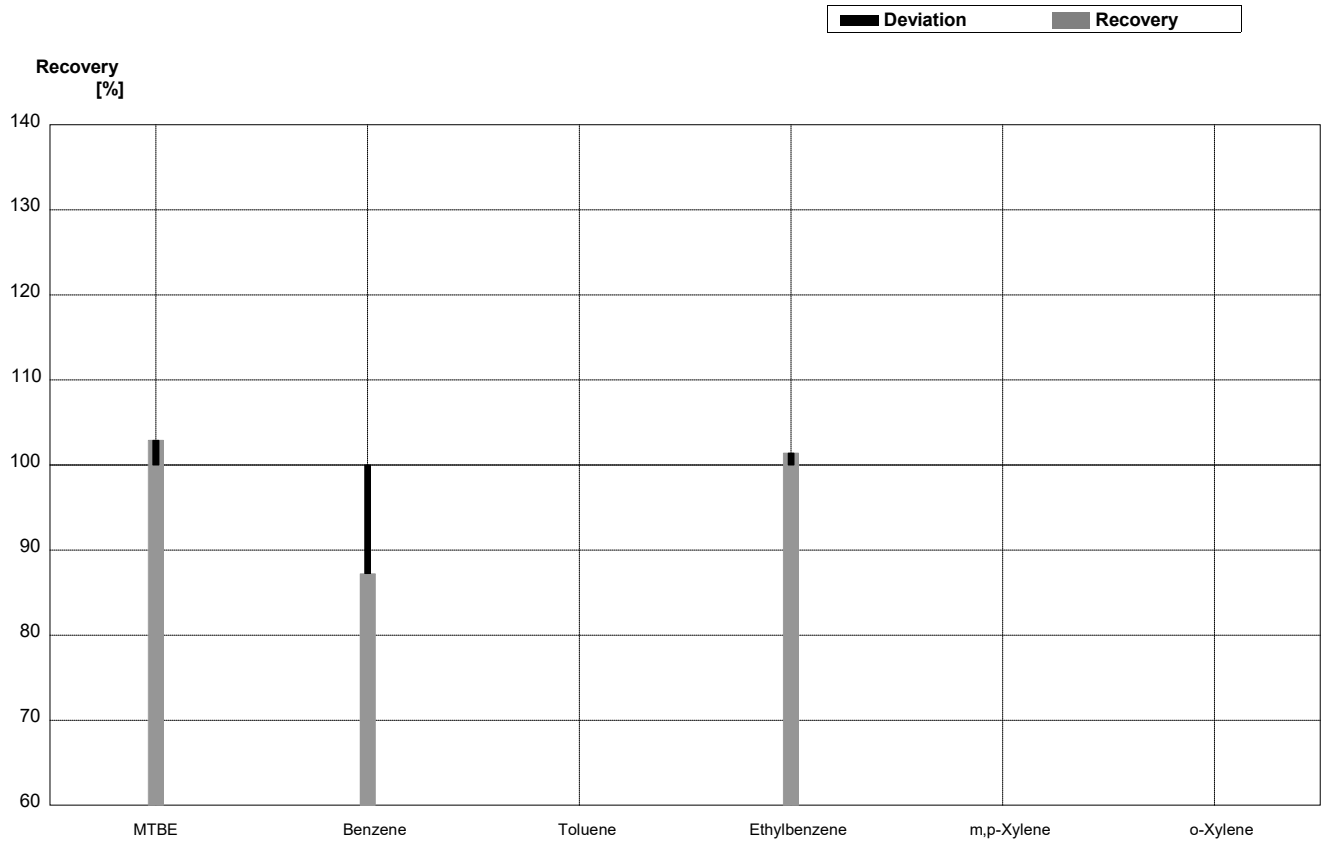

Sample **B-CB07B**
Laboratory **BF**

Parameter	Target value	± U (k=2)	Result	±	Unit	Recovery
MTBE	0,82	0,04	0,87	0,2	µg/L	106%
Benzene	3,34	0,17	3,55	0,50	µg/L	106%
Toluene	3,44	0,17			µg/L	
Ethylbenzene	0,89	0,04	0,440	0,01	µg/L	49%
m,p-Xylene	0,61	0,03			µg/L	
o-Xylene	0,54	0,03			µg/L